



Colombia 1 - 0 Ghana

Round of 32 - Match 87

03 July 2026

20:30 Kick Off

Kansas City Stadium

POST MATCH SUMMARY REPORT

Match Summary - Teams



1 - 0

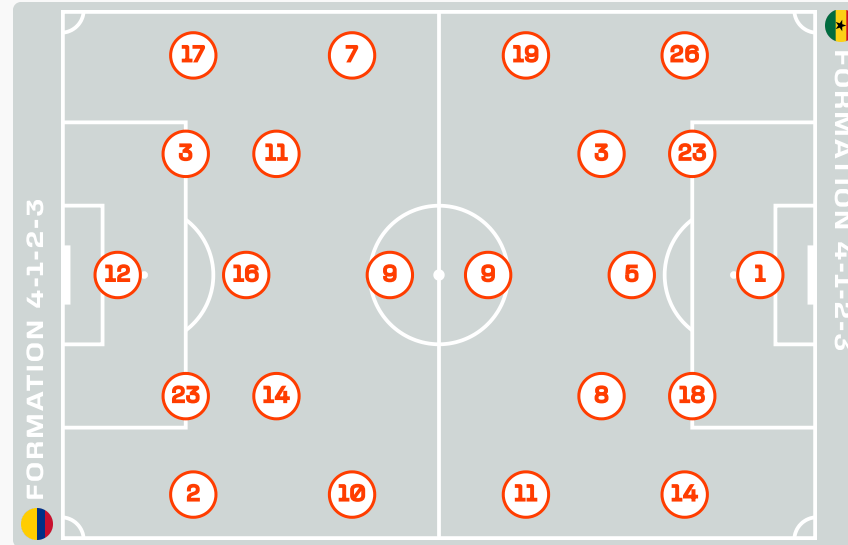


STARTING

- 12 GK Camilo VARGAS
- 2 DF Daniel MUNOZ
- 3 DF Jhon LUCUMI
- 7 FW Luis DIAZ ↓ 90'
- 9 FW Jhon CORDOBA ↓ 8'
- 10 MF James RODRIGUEZ ↓ 45'
- 11 MF Jhon ARIAS ■ 12' ⚽ 14' ↓ 73'
- 14 DF Gustavo PUERTA
- 16 MF Jefferson LERMA
- 17 DF Johan MOJICA
- 23 DF Davinson SANCHEZ

SUBSTITUTES

- 1 GK David OSPINA
- 24 GK Alvaro MONTERO
- 4 DF Santiago ARIAS
- 5 MF Kevin CASTANO
- 6 MF Richard RIOS ↑ 45' ■ 78'
- 8 MF Jorge CARRASCAL
- 13 DF Verry MINA
- 15 MF Juan PORTILLA
- 18 DF Willer DITTA
- 19 FW Cucho HERNANDEZ
- 20 MF Juan QUINTERO ↑ 73'
- 21 FW Jaminton CAMPAZ ↑ 90'
- 22 DF Deiver MACHADO
- 25 FW Luis SUAREZ ↑ 8'
- 26 FW Andres GOMEZ



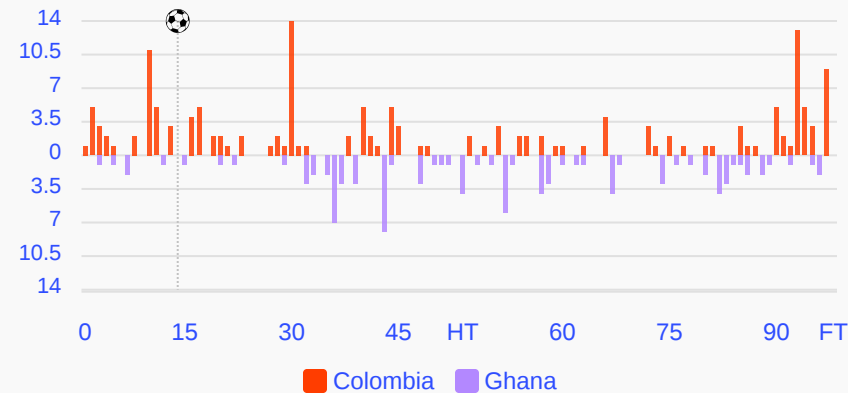
STARTING

- ↓ 79' ■ 49' Lawrence Ati ZIGI GK 1
- ↓ 62' Caleb VIRENKVI MF 3
- Thomas PARTEY MF 5
- ↓ 79' Kwasi SIBO MF 8
- ↓ 79' Jordan AVEW FW 9
- Antoine SEMENYO MF 11
- Gideon MENSAH DF 14
- Jerome OPOKU DF 18
- ↓ 62' Inaki WILLIAMS FW 19
- Derrick LUCKASSEN DF 23
- ↓ 13' Marvin SENAVA DF 26

SUBSTITUTES

- Joseph ANANG GK 12
- Benjamin ASARE GK 16
- 76' ↑ 13' Alidu SEIDU DF 2
- Jonas ADJETEV DF 4
- Abdul MUMIN DF 6
- 66' ↑ 62' Abdul FATAWU FW 7
- Brandon THOMAS-ASANTE FW 10
- Christopher BONSU BAAH FW 13
- ↑ 62' Elisha OWUSU MF 15
- Baba RAHMAN DF 17
- Augustine BOAKYE MF 20
- Kojo Peprah OPPONG DF 21
- Kamaldeen SULEMANA FW 22
- ↑ 79' Ernest NUAMAH FW 24
- ↑ 79' Prince ADU FW 25

Distribution in the Final Third



Match Summary - Key Statistics



1 - 0



Possession

Total	54.6%	6.8%	38.6%	Total
1	Goals			0
1.8	xG (Expected Goals)			0.26
20 (8)	Attempts at Goal (On Target)			8 (0)
598 (540)	Total Passes (Complete)			390 (329)
90 %	Pass Completion %			84 %
91	Completed Line Breaks			77
12	Defensive Line Breaks			3
129	Receptions in the Final Third			74
17	Crosses			15
19	Ball Progressions			29
217 (52)	Defensive Pressures Applied (Direct Pressures)			297 (37)
35	Forced Turnovers			36
58	Second Balls			72
1074 km	Total Distance Covered			105.6 km
5.4 km	Zone 4 - Low Speed Sprinting: 20-25 km/h			5.2 km

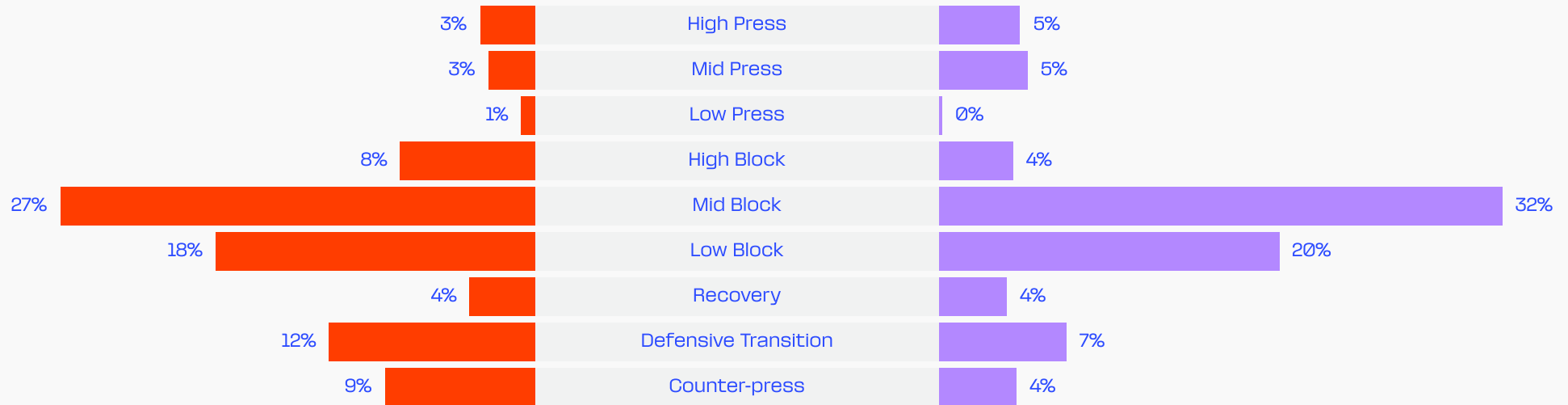


Phases of Play

IN POSSESSION



OUT OF POSSESSION

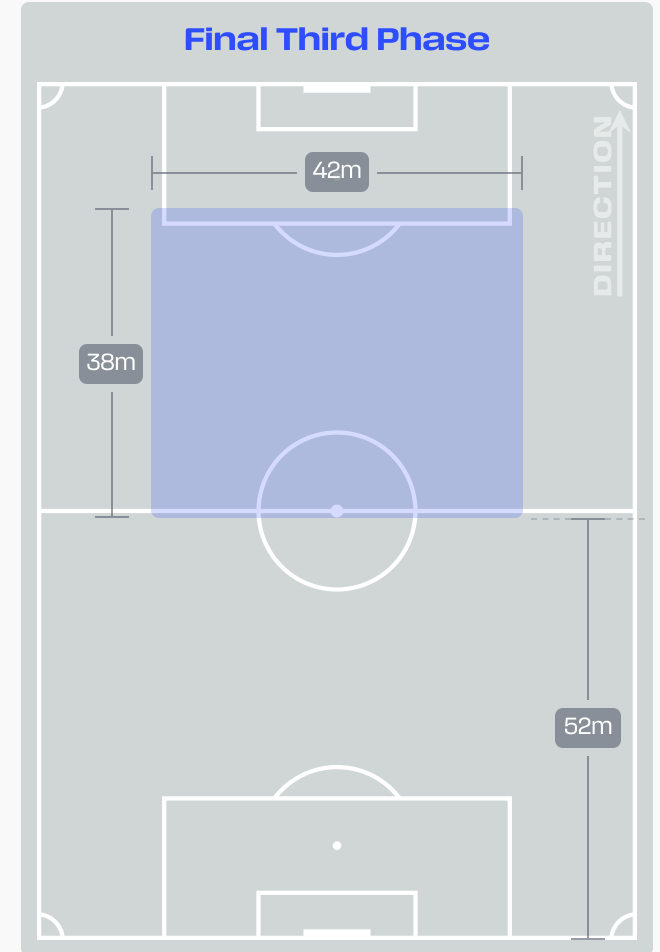
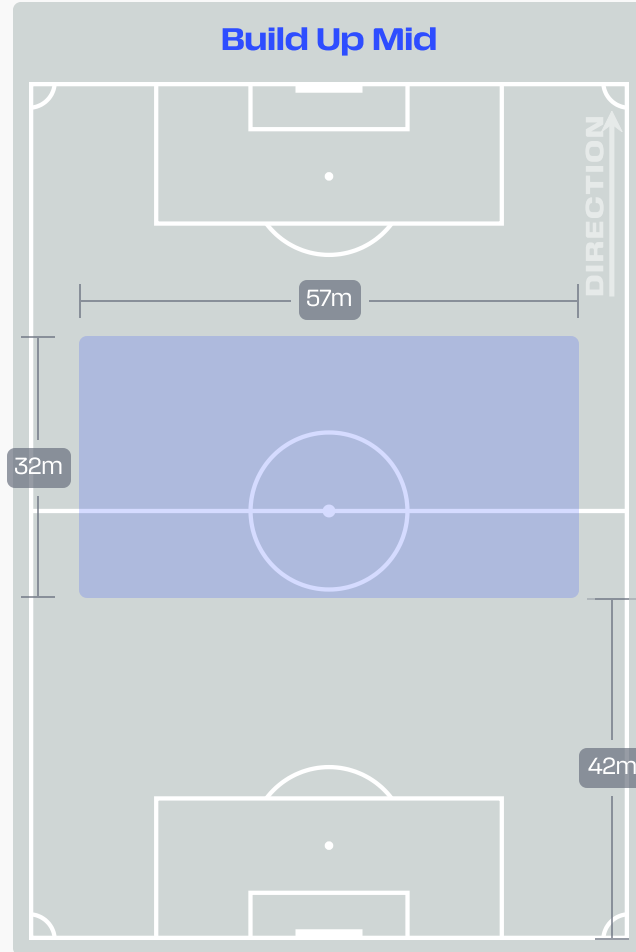
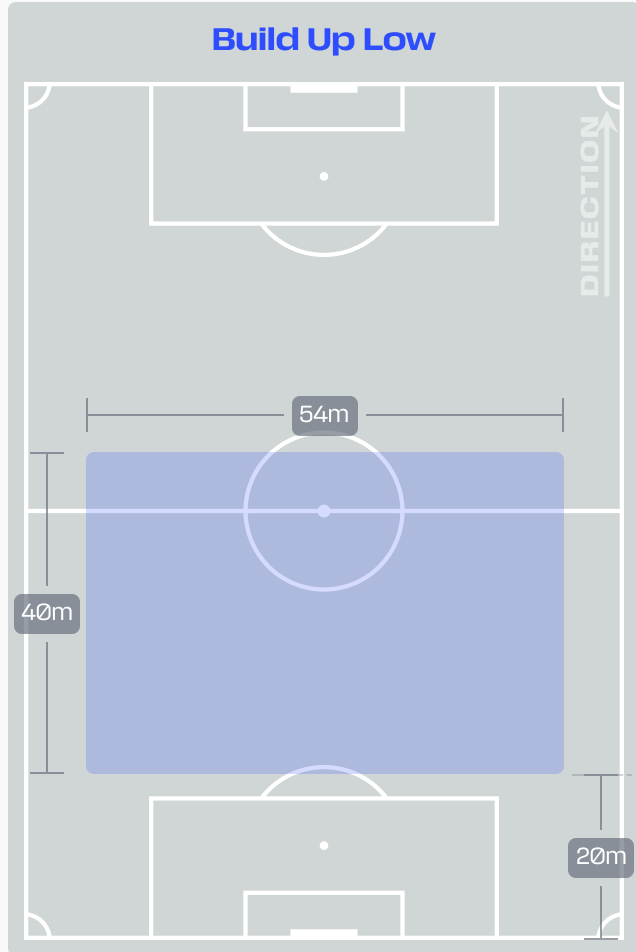


IN POSSESSION

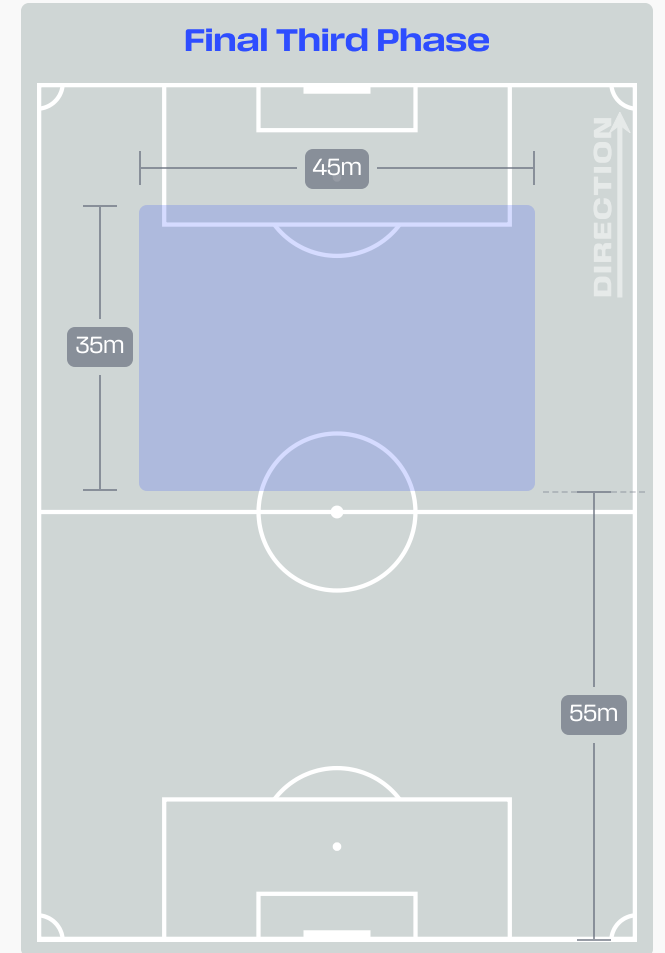
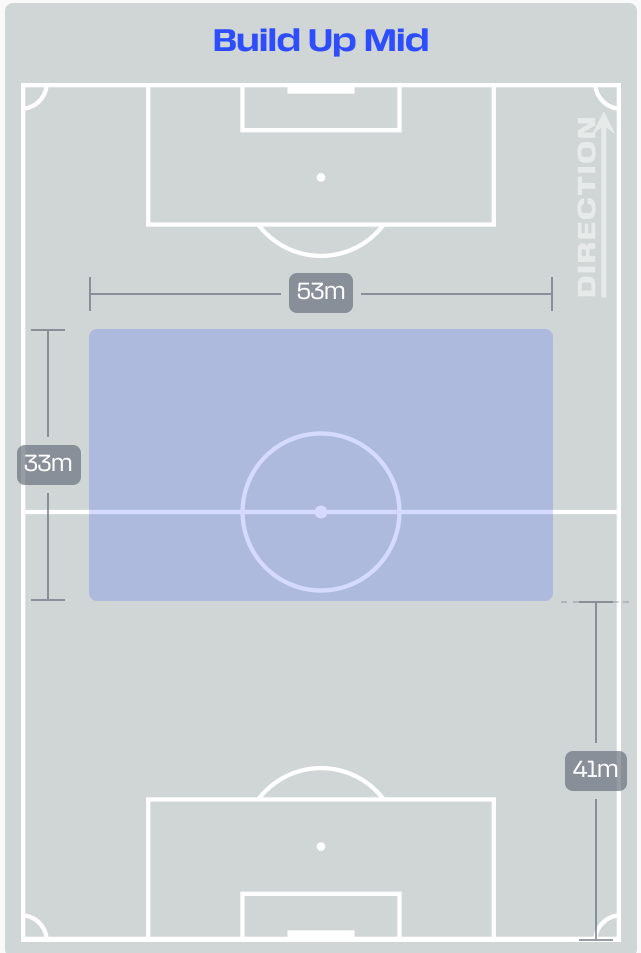
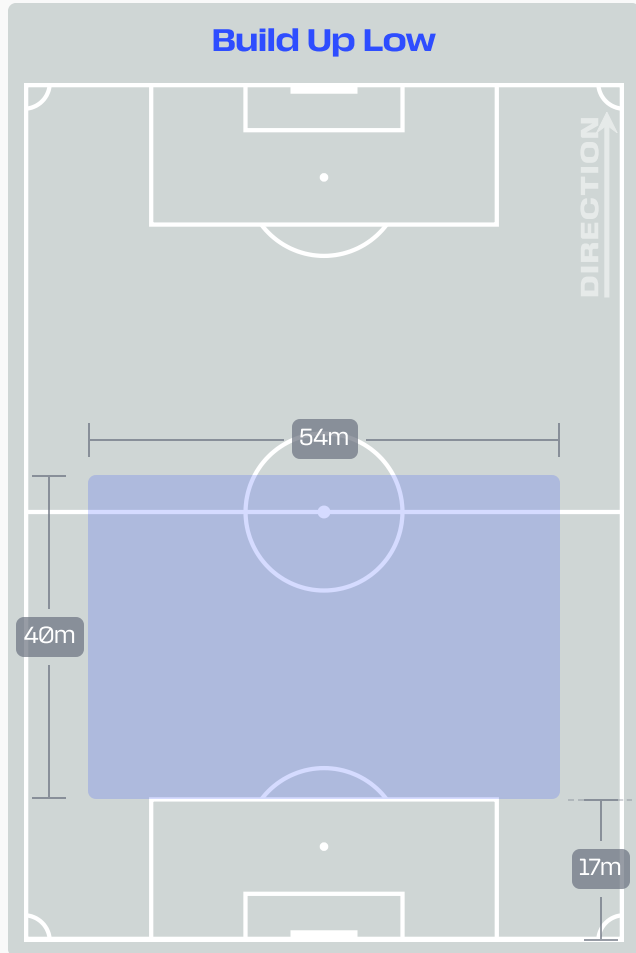


Colombia v Ghana

In Possession Line Height & Team Length



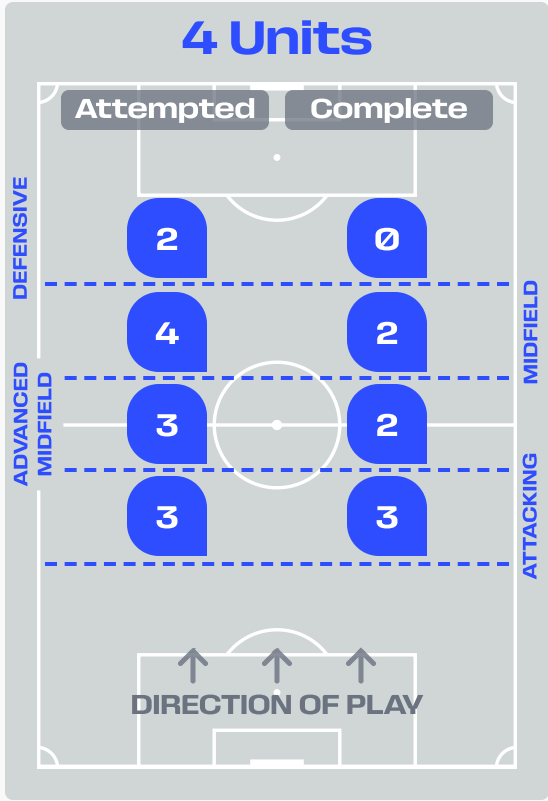
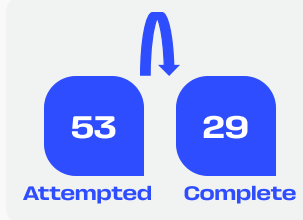
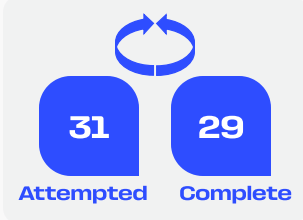
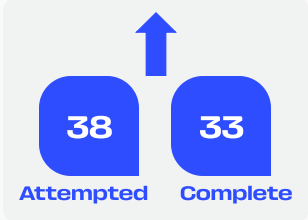
In Possession Line Height & Team Length



Line Breaks



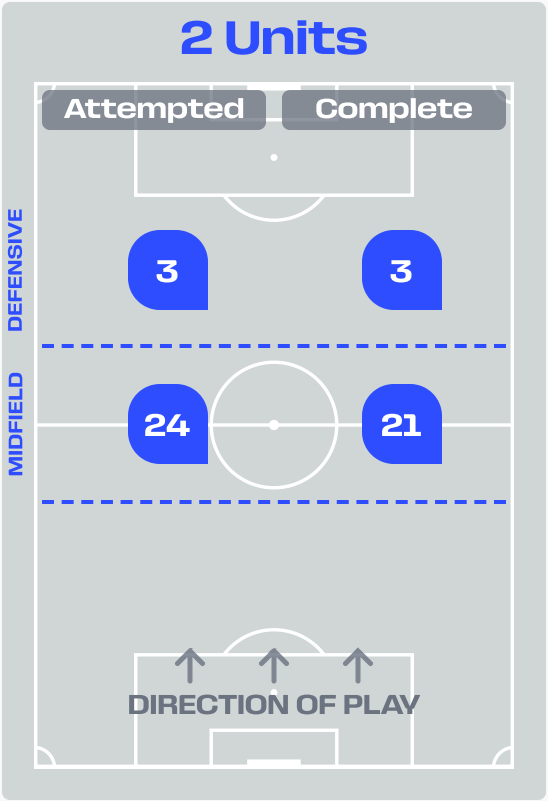
Attempted Line Breaks
122



Attempted Line Breaks 12
 Inside Shape 8
 Outside Shape 4



Attempted Line Breaks 83
 Inside Shape 52
 Outside Shape 31



Attempted Line Breaks 27
 Inside Shape 18
 Outside Shape 9

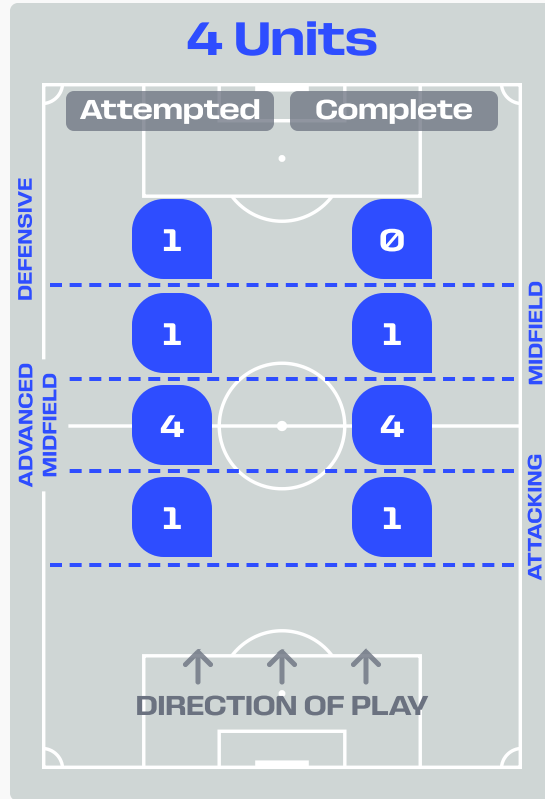
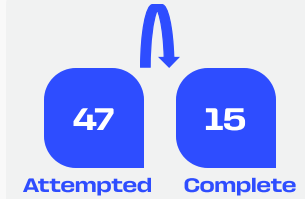
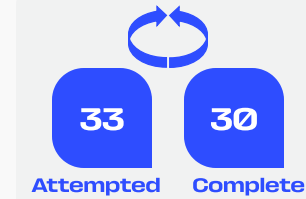
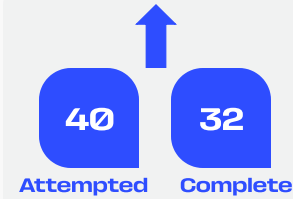
Line Breaks



Ghana

Attempted Line Breaks

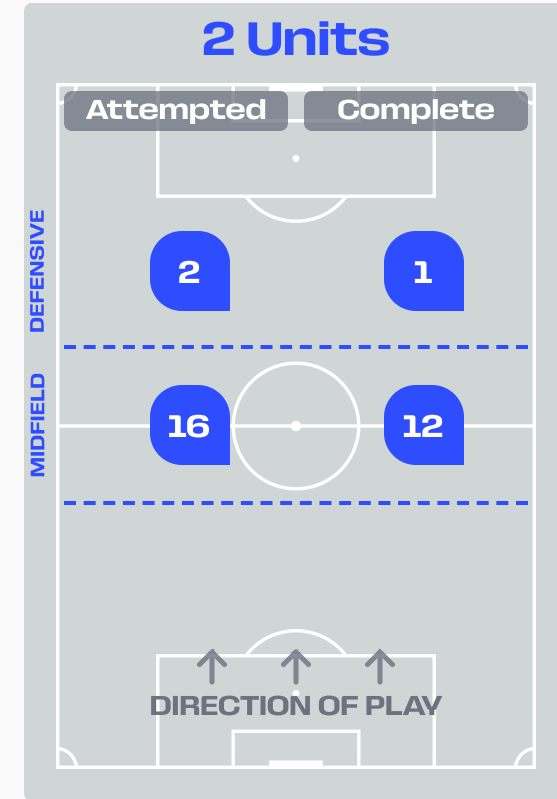
120



Attempted Line Breaks	7
Inside Shape	6
Outside Shape	1



Attempted Line Breaks	95
Inside Shape	64
Outside Shape	31



Attempted Line Breaks	18
Inside Shape	8
Outside Shape	10

Line Breaks



					4 Units				3 Units			2 Units		Direction			Distribution Type		
#	Player	Line Breaks Attempted	Line Breaks Completed	Line Break Completion %	Attacking Line	Attacking Midfield Line	Midfield Line	Defensive Line	Attacking Line	Midfield Line	Defensive Line	Midfield Line	Defensive Line	Through	Around	Over	Pass	Cross	Ball Progression
12	Camilo VARGAS	4	3	75%	0	1	0	0	0	1	1	1	0	0	0	4	4	0	0
2	Daniel MUNOZ	7	6	86%	1	0	0	1	1	3	1	0	0	1	2	4	7	0	0
3	Jhon LUCUMI	15	9	60%	0	1	1	1	4	6	1	1	0	3	1	11	15	0	0
7	Luis DIAZ	1	1	100%	0	0	0	0	0	0	1	0	0	0	1	0	0	0	1
9	Jhon CORDOBA	0	0	0%	0	0	0	0	0	0	0	0	0	0	0	0	0	0	0
10	James RODRIGUEZ	8	7	88%	0	0	0	0	3	1	1	3	0	4	3	1	8	0	0
11	Jhon ARIAS	14	12	86%	0	0	0	0	5	7	1	1	0	3	9	2	13	0	1
14	Gustavo PUERTA	18	14	78%	0	0	1	0	3	5	2	6	1	7	7	4	18	0	0
16	Jefferson LERMA	7	6	86%	0	0	0	0	2	3	0	2	0	6	1	0	6	0	1
17	Johan MOJICA	15	9	60%	1	1	0	0	6	4	1	2	0	2	3	10	15	0	0
23	Davinson SANCHEZ	19	13	68%	1	0	1	0	4	3	2	6	2	6	3	10	19	0	0
6	Richard RIOS	1	0	0%	0	0	0	0	0	0	0	1	0	1	0	0	1	0	0
20	Juan QUINTERO	9	8	89%	0	0	1	0	0	5	2	1	0	3	1	5	7	2	0
21	Jaminton CAMPAZ	0	0	0%	0	0	0	0	0	0	0	0	0	0	0	0	0	0	0
25	Luis SUAREZ	4	3	75%	0	0	0	0	0	2	2	0	0	2	0	2	3	0	1

Passing Networks



#	Passes From ↓ to →	Camilo VARGAS	Daniel MUNOZ	Jhon LUCUMI	Luis DIAZ	Jhon CORDOBA	James RODRIGUEZ	Jhon ARIAS	Gustavo PUERTA	Jefferson LERMA	Johan MOJICA	Davinson SANCHEZ	Richard RIOS	Juan QUINTERO	Jaminton CAMPAZ	Luis SUAREZ
12	Camilo VARGAS		2	18	1	0	0	0	1	0	0	12	0	0	0	2
2	Daniel MUNOZ	3		1	0	0	0	6	4	5	0	8	2	3	0	1
3	Jhon LUCUMI	8	2		4	0	2	11	7	10	6	22	1	1	0	3
7	Luis DIAZ	0	3	1		0	0	6	4	5	4	1	0	1	0	1
9	Jhon CORDOBA	0	0	0	0		0	0	0	1	0	0	0	0	0	0
10	James RODRIGUEZ	0	1	4	4	0		6	4	3	0	4	0	0	0	1
11	Jhon ARIAS	0	3	8	6	0	10		4	8	8	4	2	0	0	2
14	Gustavo PUERTA	0	4	7	6	1	4	4		7	10	3	0	5	3	4
16	Jefferson LERMA	0	2	13	6	0	4	7	7		4	14	2	0	0	1
17	Johan MOJICA	1	0	7	3	0	1	8	9	5		1	0	0	1	1
23	Davinson SANCHEZ	8	13	18	1	0	7	1	6	5	4		0	2	0	3
6	Richard RIOS	0	0	1	0	0	0	0	1	1	0	1		4	0	1
20	Juan QUINTERO	1	4	0	1	0	0	0	2	2	1	0	3		1	4
21	Jaminton CAMPAZ	0	0	0	0	0	0	0	1	0	1	0	0	1		1
25	Luis SUAREZ	0	1	0	2	0	0	0	6	4	0	0	2	3	0	

Top 5 Player to Player Passers		
Player	Passed To	% of Total Team Passes
Jhon LUCUMI	Davinson SANCHEZ	4.2%
Camilo VARGAS	Jhon LUCUMI	3.4%
Davinson SANCHEZ	Jhon LUCUMI	3.4%
Jefferson LERMA	Davinson SANCHEZ	2.7%

Jefferson LERMA	Jhon LUCUMI	2.5%
-----------------	-------------	------

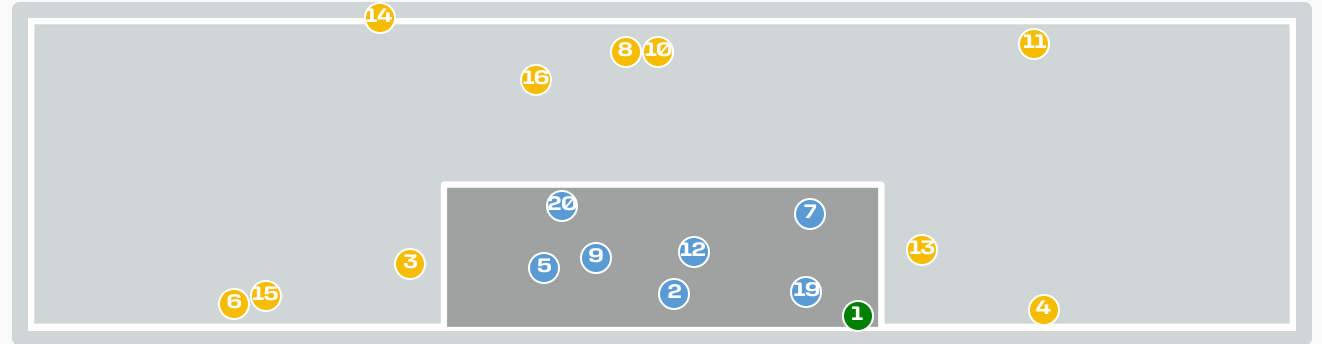
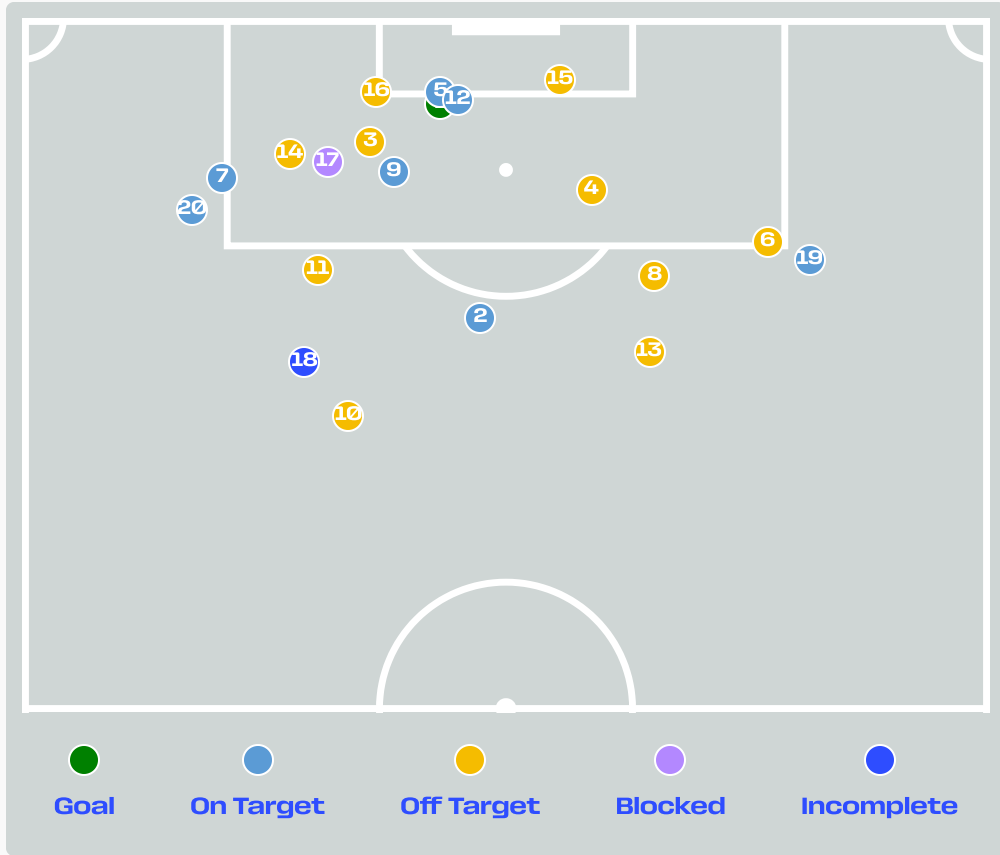







Passing Networks

#	Passes From ↓ to →	Lawrence Ati ZIGI	Caleb YIRENKYI	Thomas PARTEY	Kwasi SIBO	Jordan AYEW	Antoine SEMENYO	Gideon MENSAH	Jerome OPOKU	Inaki WILLIAMS	Derrick LUCKASSEN	Marvin SENAYA	Alidu SEIDU	Abdul FATAWU	Elisha OWUSU	Ernest NUAMAH	Prince ADU
1	Lawrence Ati ZIGI		0	2	0	0	0	0	10	3	11	0	2	0	0	0	0
3	Caleb YIRENKYI	0		5	1	2	1	1	2	2	1	0	2	1	0	0	0
5	Thomas PARTEY	1	5		6	3	5	4	3	3	1	2	5	1	3	3	0
8	Kwasi SIBO	0	4	4		2	2	3	2	0	1	0	4	0	0	0	0
9	Jordan AYEW	0	0	2	1		0	5	0	1	0	0	1	0	0	0	0
11	Antoine SEMENYO	0	0	2	0	1		6	0	1	1	0	0	0	0	1	0
14	Gideon MENSAH	1	1	4	5	2	6		12	2	1	0	0	1	1	0	0
18	Jerome OPOKU	10	0	4	1	0	3	9		0	14	0	1	0	1	0	0
19	Inaki WILLIAMS	0	2	1	2	0	1	0	0		0	0	1	0	0	0	0
23	Derrick LUCKASSEN	7	2	5	2	0	0	1	8	3		0	6	1	4	1	0
26	Marvin SENAYA	0	1	0	0	0	0	0	0	0	0		0	0	0	0	0
2	Alidu SEIDU	1	1	6	1	2	0	1	1	0	8	0		3	0	1	0
7	Abdul FATAWU	0	0	2	0	0	2	0	0	0	0	0	0		1	0	0
15	Elisha OWUSU	0	0	5	0	0	2	1	4	0	3	0	0	1		1	0
24	Ernest NUAMAH	0	0	1	0	0	1	1	0	0	0	0	0	2	0		0
25	Prince ADU	0	0	0	0	0	0	0	0	0	0	0	0	0	0	0	

Top 5 Player to Player Passers		
Player	Passed To	% of Total Team Passes
Jerome OPOKU	Derrick LUCKASSEN	4.5%
Gideon MENSAH	Jerome OPOKU	3.8%
Lawrence Ati ZIGI	Derrick LUCKASSEN	3.5%
Lawrence Ati ZIGI	Jerome OPOKU	3.2%
Jerome OPOKU	Lawrence Ati ZIGI	3.2%

Attempts at Goal



Key	Outcome	Shots
	Goals	1
	On Target	7
	Off Target	10
	Blocked	1
	Incomplete	1

Attempts at Goal




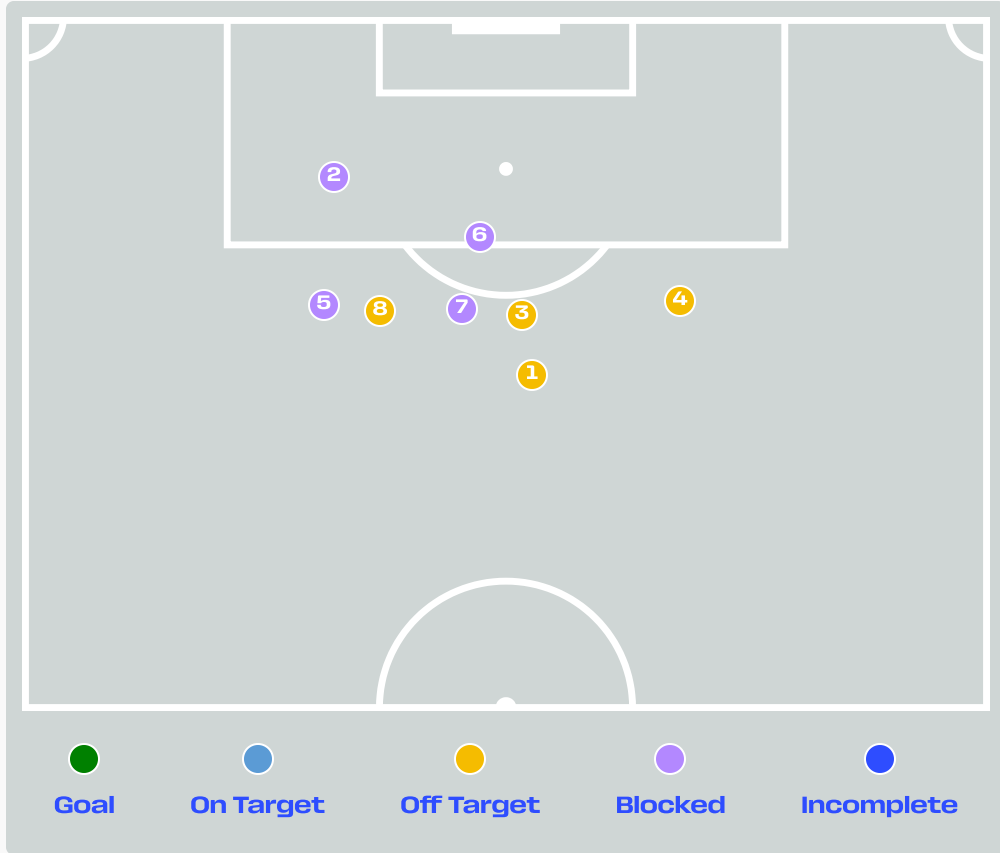
Time	Player	Outcome	Body Part	Delivery Type
13	11 Jhon ARIAS	On Target - Goal	Right Foot	Cross
19	7 Luis DIAZ	On Target - Saved	Right Foot	Pass
38	7 Luis DIAZ	Off Target	Right Foot	Loose Ball
41	25 Luis SUAREZ	Off Target	Head	Cross
45	17 Johan MOJICA	On Target - Saved	Head	Cross
47	6 Richard RIOS	Off Target	Right Foot	Pass
54	14 Gustavo PUERTA	On Target - Saved	Right Foot	Corner
55	23 Davinson SANCHEZ	Off Target	Right Foot	Loose Ball
57	7 Luis DIAZ	On Target - Saved	Right Foot	Pass
76	20 Juan QUINTERO	Off Target	Left Foot	Freekick
79	7 Luis DIAZ	Deflected Off Target - Defensive Event	Right Foot	Loose Ball
80	23 Davinson SANCHEZ	On Target - Saved	Head	Corner
83	20 Juan QUINTERO	Off Target	Left Foot	Pass
86	7 Luis DIAZ	Deflected Off Target - Defensive Event	Right Foot	Pass
91	6 Richard RIOS	Off Target	Head	Cross
94	21 Jaminton CAMPAZ	Off Target	Left Foot	Pass
94	25 Luis SUAREZ	Incomplete - Blocked	Right Foot	Pass






Attempts at Goal



Time	Player	Outcome	Body Part	Delivery Type
94	14 Gustavo PUERTA	Incomplete - Defensive Event	Right Foot	Loose Ball
95	6 Richard RIOS	On Target - Saved	Right Foot	Ball Progression
95	21 Jaminton CAMPAZ	On Target - Saved	Left Foot	Other

Attempts at Goal

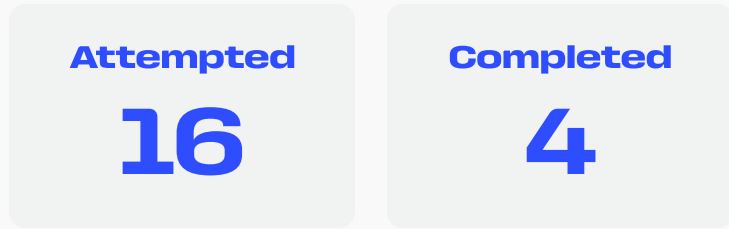
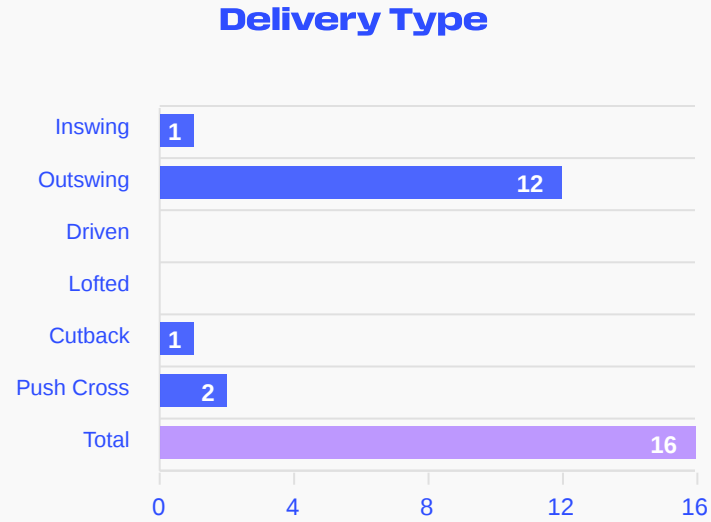
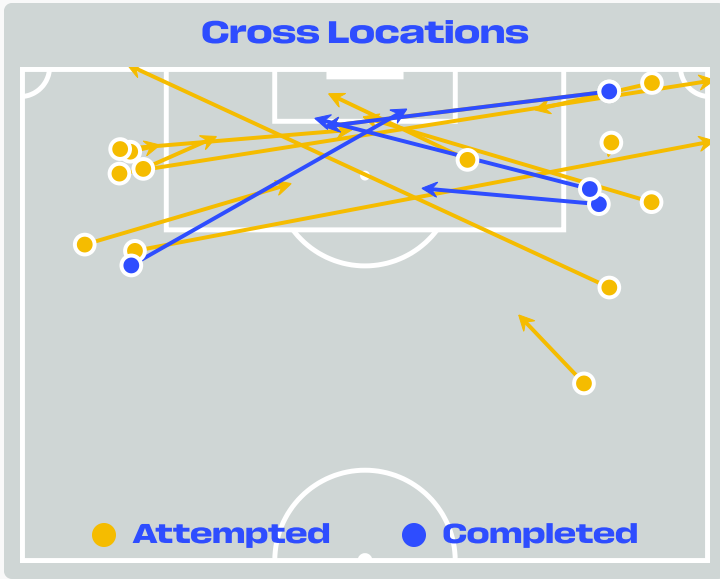


Key	Outcome	Shots
	Goals	0
	On Target	0
	Off Target	4
	Blocked	4
	Incomplete	0

Attempts at Goal

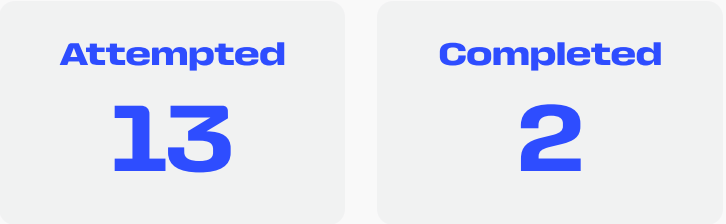
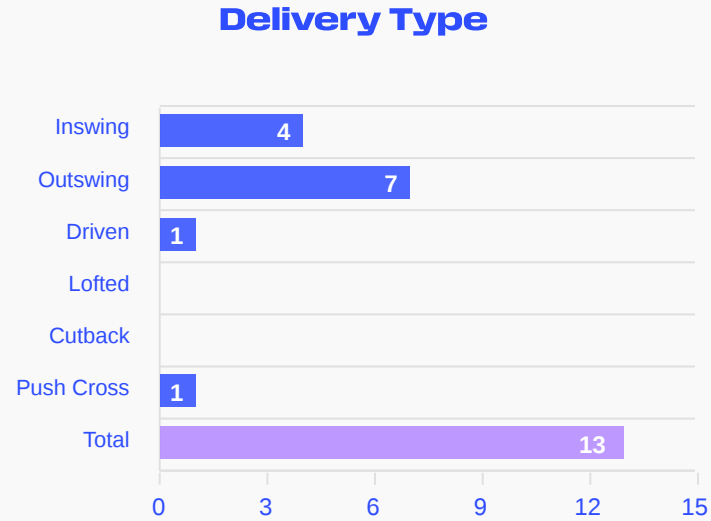
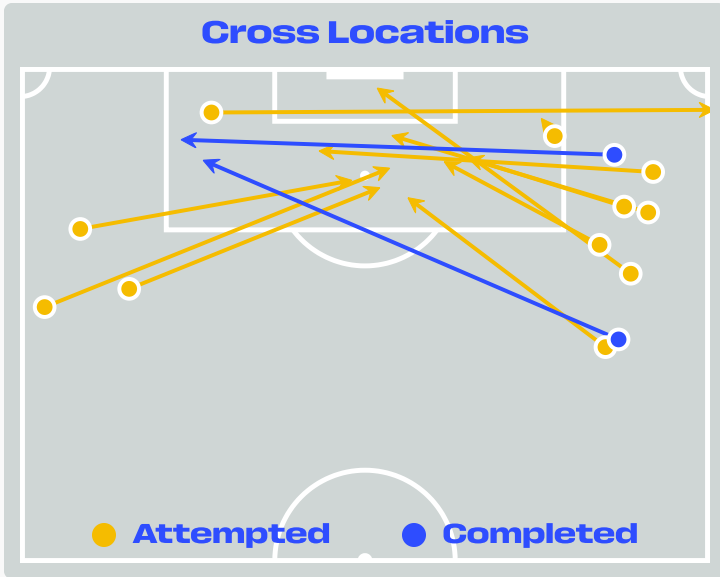
Time	Player	Outcome	Body Part	Delivery Type
0	5 Thomas PARTEY	Off Target	Right Foot	Loose Ball
33	19 Inaki WILLIAMS	Incomplete - Blocked	Right Foot	Pass
36	11 Antoine SEMENYO	Deflected Off Target - Defensive Event	Right Foot	Pass
39	19 Inaki WILLIAMS	Off Target	Left Foot	Pass
43	11 Antoine SEMENYO	Incomplete - Blocked	Right Foot	Pass
43	19 Inaki WILLIAMS	Incomplete - Blocked	Left Foot	Loose Ball
68	11 Antoine SEMENYO	Incomplete - Blocked	Left Foot	Ball Progression
68	5 Thomas PARTEY	Off Target	Right Foot	Loose Ball

Crosses (Open Play)



#	Player	Inswing	Outswing	Driven	Lofted	Cutback	Push Cross	Total Attempted
12	Camilo VARGAS	0	0	0	0	0	0	0
2	Daniel MUNOZ	0	1	0	0	1	0	2
3	Jhon LUCUMI	0	0	0	0	0	0	0
7	Luis DIAZ	0	0	0	0	0	0	0
9	Jhon CORDOBA	0	0	0	0	0	0	0
10	James RODRIGUEZ	0	1	0	0	0	0	1
11	Jhon ARIAS	0	0	0	0	0	0	0
14	Gustavo PUERTA	0	0	0	0	0	0	0
16	Jefferson LERMA	0	1	0	0	0	1	2
17	Johan MOJICA	0	4	0	0	0	0	4
23	Davinson SANCHEZ	0	0	0	0	0	0	0
6	Richard RIOS	0	1	0	0	0	0	1
20	Juan QUINTERO	1	1	0	0	0	0	2
21	Jaminton CAMPAZ	0	1	0	0	0	0	1
25	Luis SUAREZ	0	2	0	0	0	1	3

Crosses (Open Play)



#	Player	Inswing	Outswing	Driven	Lofted	Cutback	Push Cross	Total Attempted
1	Lawrence Ati ZIGI	0	0	0	0	0	0	0
3	Caleb YIRENKYI	0	1	0	0	0	0	1
5	Thomas PARTEY	0	0	0	0	0	0	0
8	Kwasi SIBO	0	0	0	0	0	0	0
9	Jordan AYEWE	1	0	0	0	0	0	1
11	Antoine SEMENYO	1	0	1	0	0	0	2
14	Gideon MENSAH	0	1	0	0	0	0	1
18	Jerome OPOKU	0	0	0	0	0	0	0
19	Inaki WILLIAMS	0	3	0	0	0	1	4
23	Derrick LUCKASSEN	0	0	0	0	0	0	0
26	Marvin SENAYA	0	1	0	0	0	0	1
2	Alidu SEIDU	0	1	0	0	0	0	1
7	Abdul FATAWU	2	0	0	0	0	0	2
15	Elisha OWUSU	0	0	0	0	0	0	0
24	Ernest NUAMAH	0	0	0	0	0	0	0
25	Prince ADU	0	0	0	0	0	0	0



Offering to Receive

420

Total Offers Made

156

Total Offers Received

Most Offers

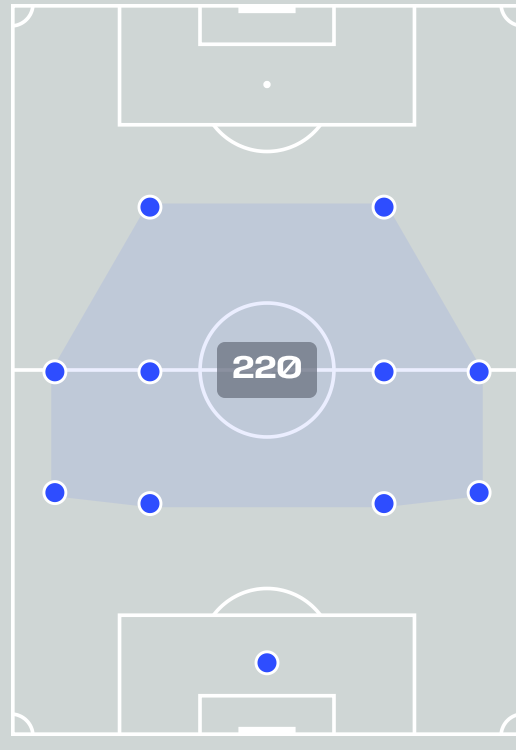
71

Daniel MUNOZ
RIGHT BACK

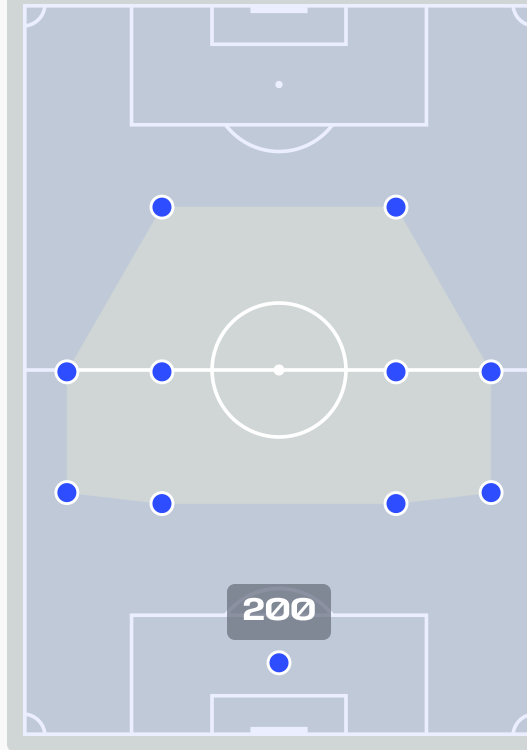
204

Offers Made in Final Third

Offers Made Inside Shape



Offers Made Outside Shape



175

Offers Made in Middle Third

41

Offers Made in Defensive Third

#	Player	Offers Made	Offers Received	% Made & Received
12	Camilo VARGAS	10	7	70%
2	Daniel MUNOZ	71	12	16.9%
3	Jhon LUCUMI	2	1	50%
7	Luis DIAZ	45	19	42.2%
9	Jhon CORDOBA	2	1	50%
10	James RODRIGUEZ	22	14	63.6%
11	Jhon ARIAS	25	11	44%
14	Gustavo PUERTA	70	29	41.4%
16	Jefferson LERMA	28	15	53.6%
17	Johan MOJICA	41	11	26.8%
23	Davinson SANCHEZ	11	8	72.7%
6	Richard RIOS	14	2	14.3%
20	Juan QUINTERO	13	8	61.5%
21	Jaminton CAMPAZ	7	3	42.9%
25	Luis SUAREZ	59	15	25.4%

Offering to Receive

195

Total Offers Made

71

Total Offers Received

Most Offers

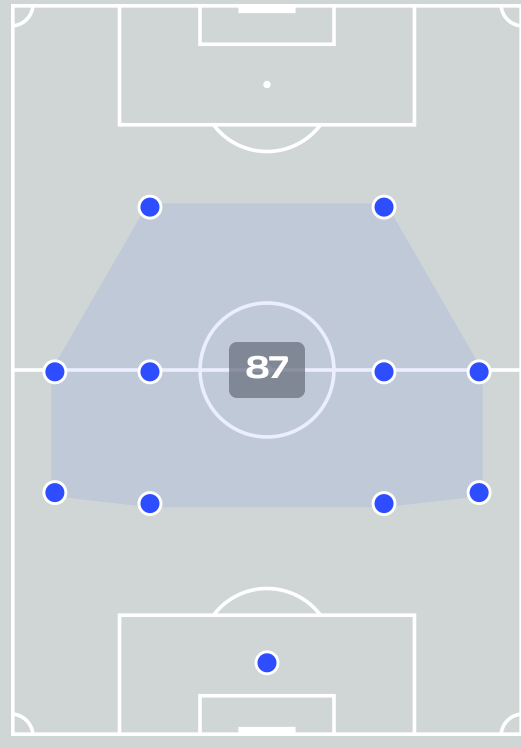
33

Caleb VIRENKVI
RIGHT CENTRE MIDFIELD

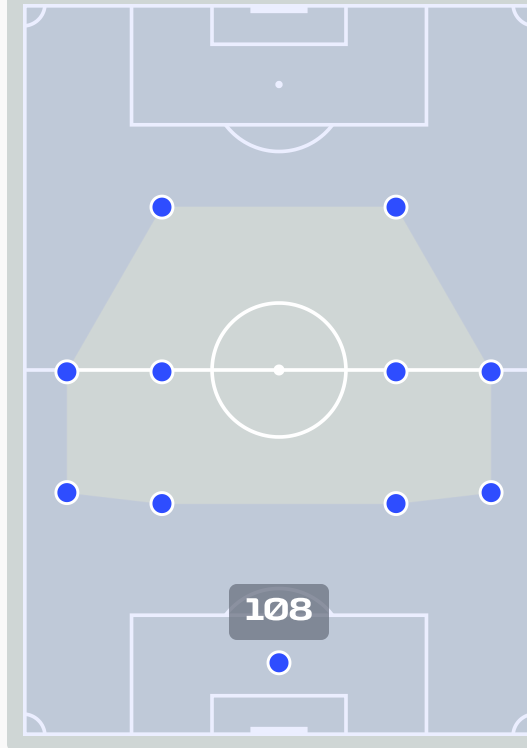
100

Offers Made in Final Third

Offers Made Inside Shape



Offers Made Outside Shape



70

Offers Made in Middle Third

25

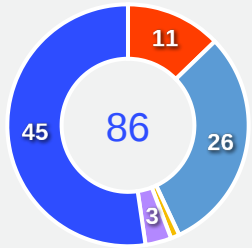
Offers Made in Defensive Third

#	Player	Offers Made	Offers Received	% Made & Received
1	Lawrence Ati ZIGI	2	1	50%
3	Caleb YIRENKVI	33	9	27.3%
5	Thomas PARTEY	18	10	55.6%
8	Kwasi SIBO	10	4	40%
9	Jordan AYEWE	17	5	29.4%
11	Antoine SEMENYO	21	9	42.9%
14	Gideon MENSAH	23	10	43.5%
18	Jerome OPOKU	9	6	66.7%
19	Inaki WILLIAMS	26	6	23.1%
23	Derrick LUCKASSEN	3	2	66.7%
26	Marvin SENAYA	2	0	0%
2	Alidu SEIDU	4	0	0%
7	Abdul FATAWU	12	8	66.7%
15	Elisha OWUSU	3	1	33.3%
24	Ernest NUAMAH	2	0	0%
25	Prince ADU	10	0	0%

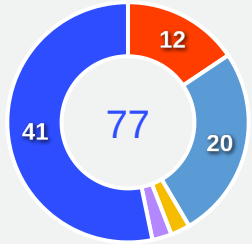
Movement to Receive

Movement Types by Phase

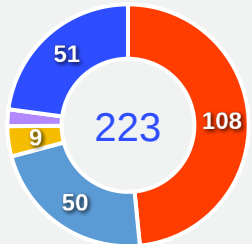
Final Third Phase



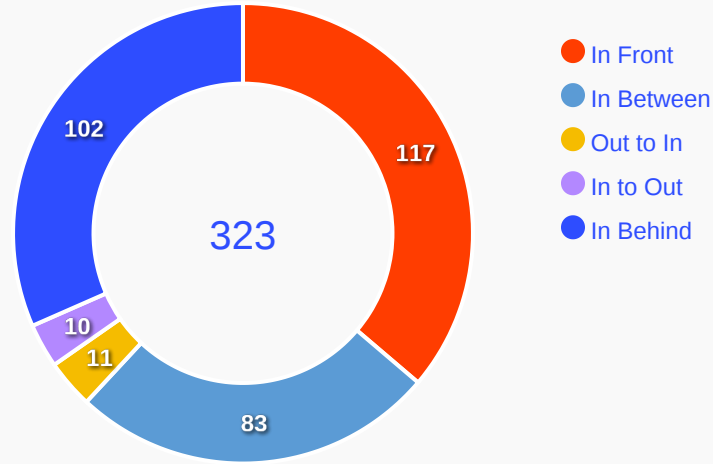
Progression Phase



Build Up Phase



All Movement Types

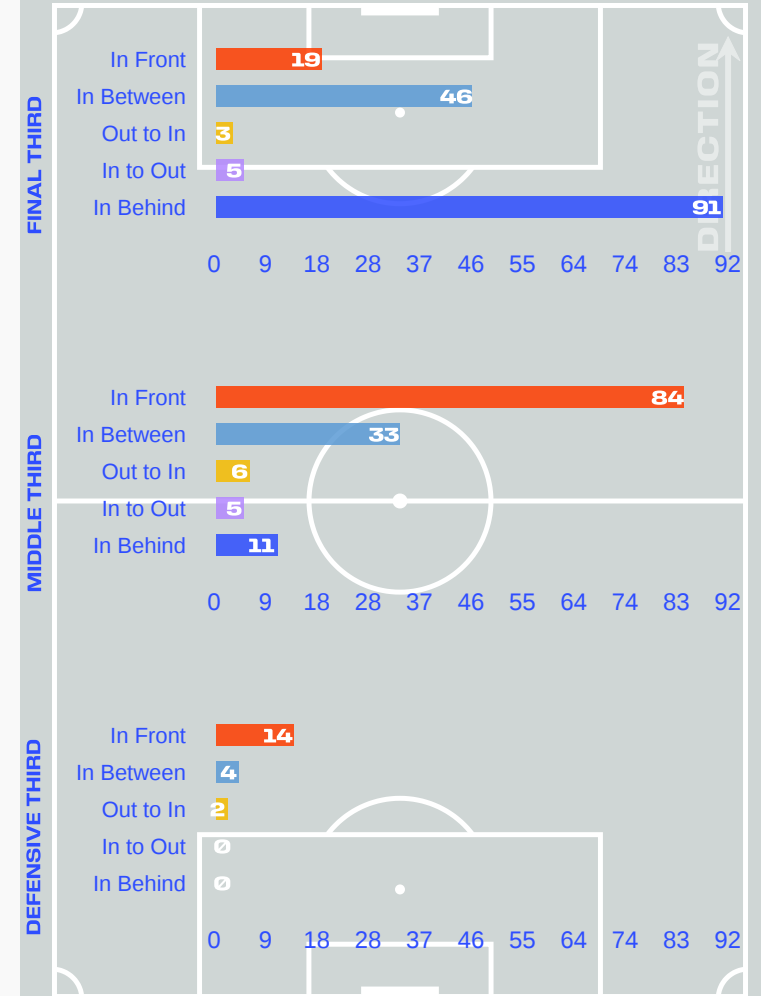


- In Front
- In Between
- Out to In
- In to Out
- In Behind

Top Ranked Players

Type	Player	Movements
In Front	14 Gustavo PUERTA	27
In Between	25 Luis SUAREZ	36
Out to In	14 Gustavo PUERTA	4
In to Out	14 Gustavo PUERTA	2
In Behind	2 Daniel MUNOZ	32

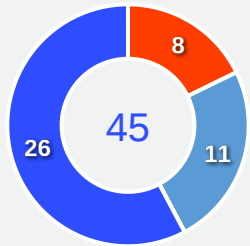
Movement Types Pitch Third



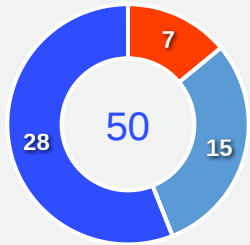
Movement to Receive

Movement Types by Phase

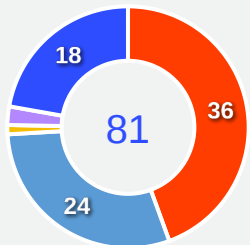
Final Third Phase



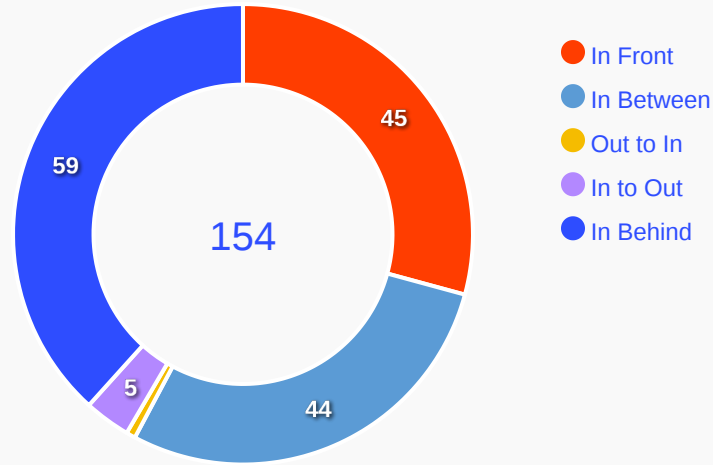
Progression Phase



Build Up Phase



All Movement Types

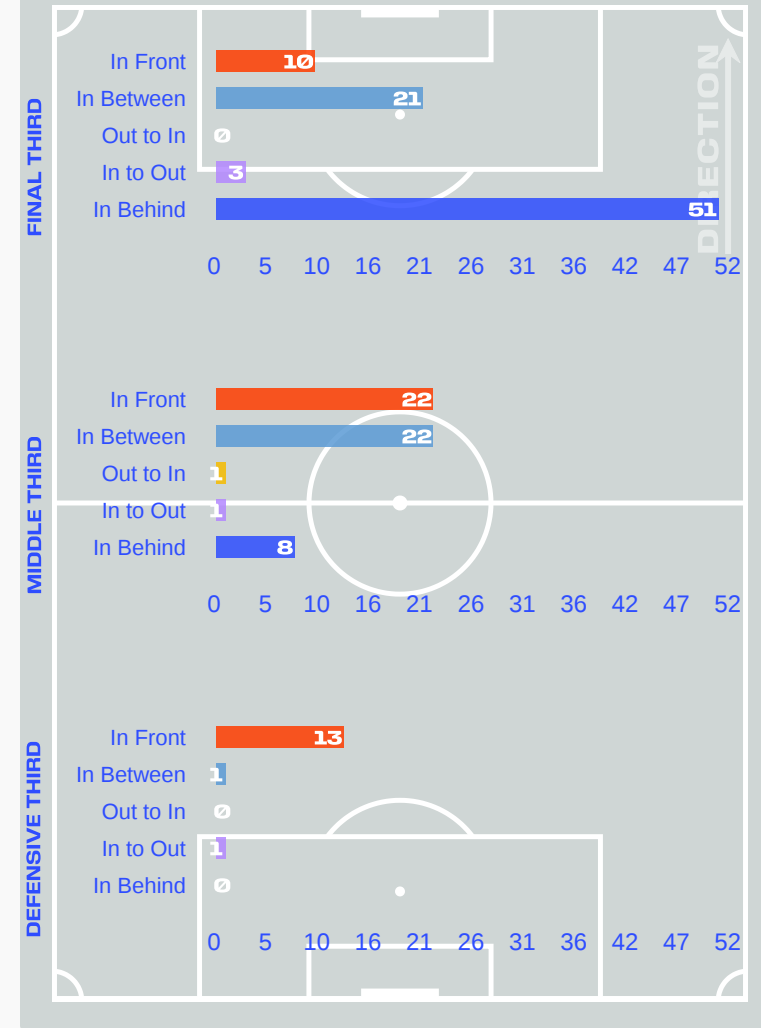


- In Front
- In Between
- Out to In
- In to Out
- In Behind

Top Ranked Players

Type	Player	Movements
In Front	5 Thomas PARTEY	9
In Between	3 Caleb YIRENKYI	12
Out to In	11 Antoine SEMENYO	1
In to Out	11 Antoine SEMENYO	2
In Behind	19 Inaki WILLIAMS	16

Movement Types Pitch Third



OUT OF POSSESSION



Colombia v Ghana

Defensive Actions



35

Forced Turnovers

37

Possession Regained

4

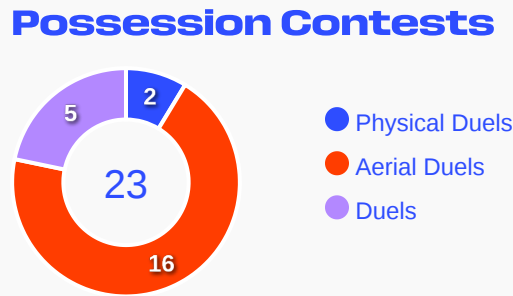
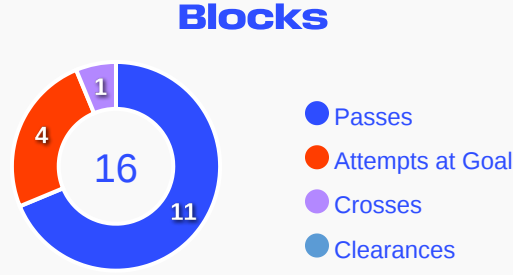
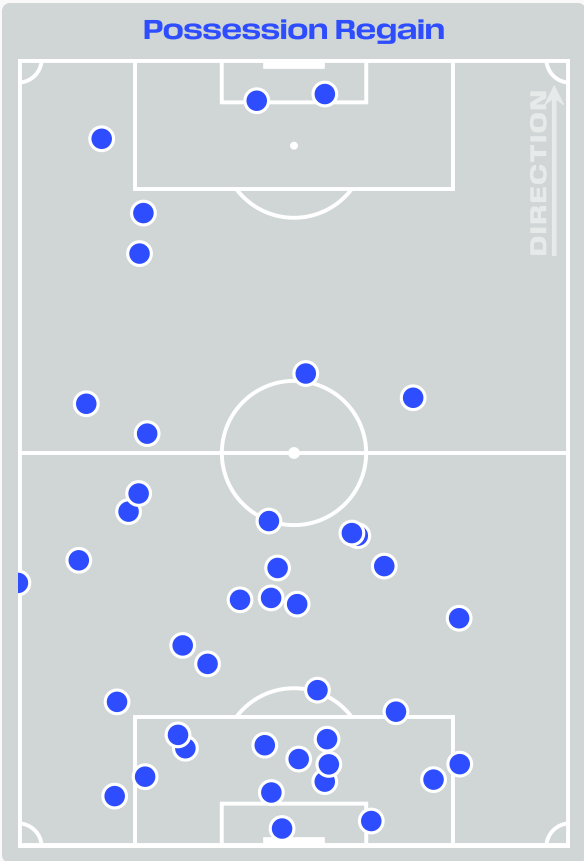
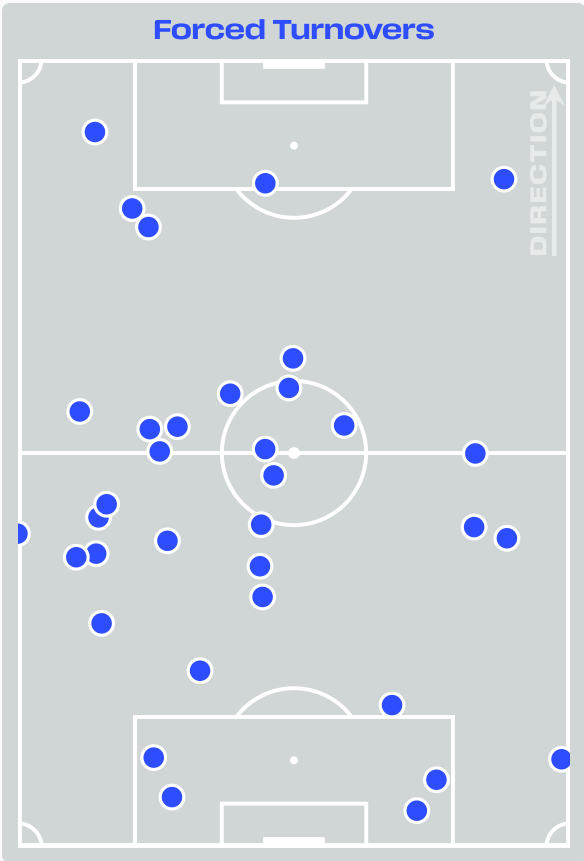
Interceptions

26

Tackles

6.18

Possession Actions / Defensive Action



Most Possession Regains

8

Davinson SANCHEZ
RIGHT CENTRE BACK

#	Player	Total Possession Regains
12	Camilo VARGAS	6
2	Daniel MUNOZ	1
3	Jhon LUCUMI	5
7	Luis DIAZ	1
9	Jhon CORDOBA	0
10	James RODRIGUEZ	0
11	Jhon ARIAS	1
14	Gustavo PUERTA	3
16	Jefferson LERMA	2
17	Johan MOJICA	4
23	Davinson SANCHEZ	8
6	Richard RIOS	2
20	Juan QUINTERO	0
21	Jaminton CAMPAZ	0
25	Luis SUAREZ	4

Defensive Actions

36

Forced Turnovers

30

Possession Regained

7

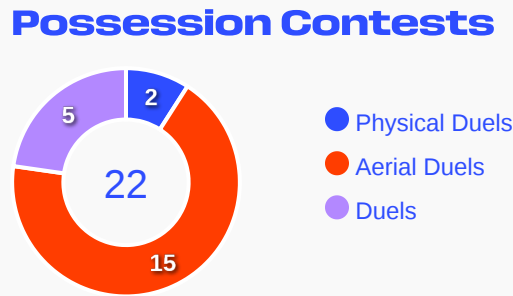
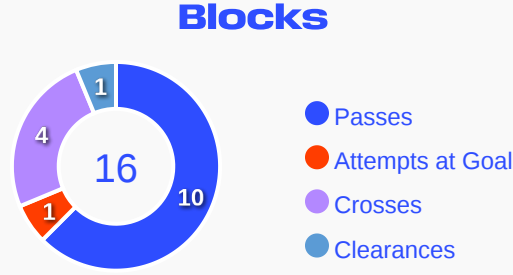
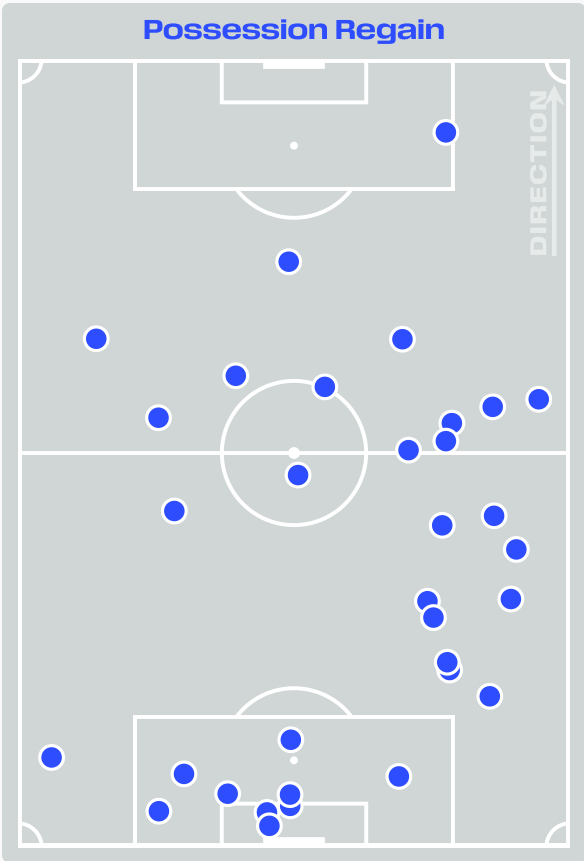
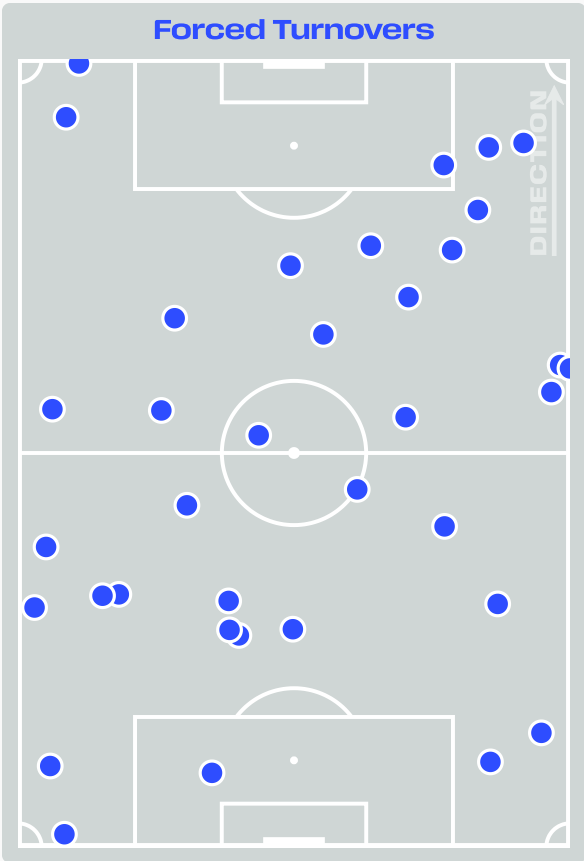
Interceptions

18

Tackles

4.86

Possession Actions / Defensive Action



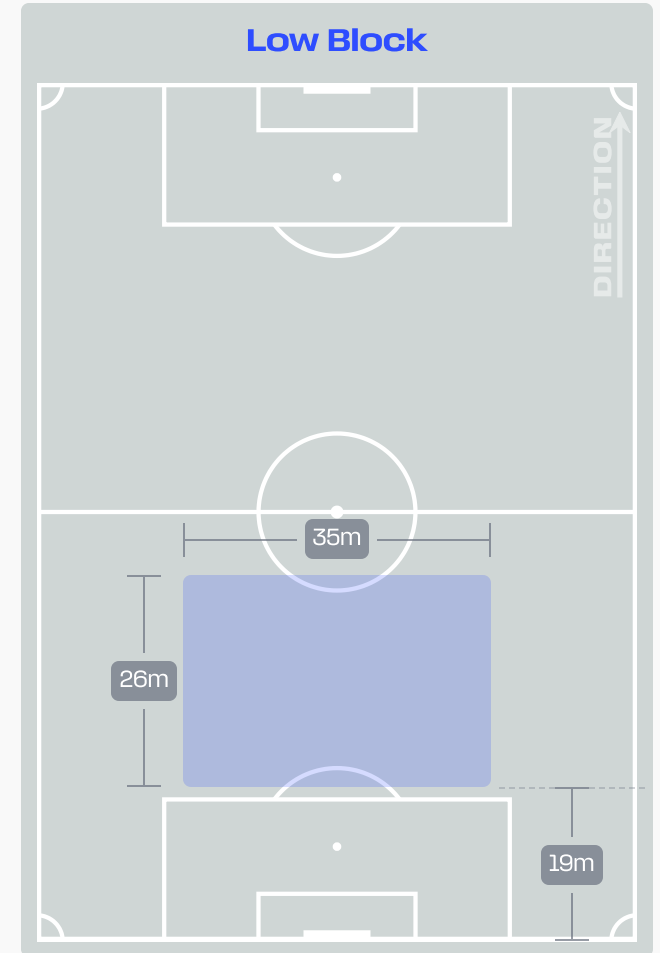
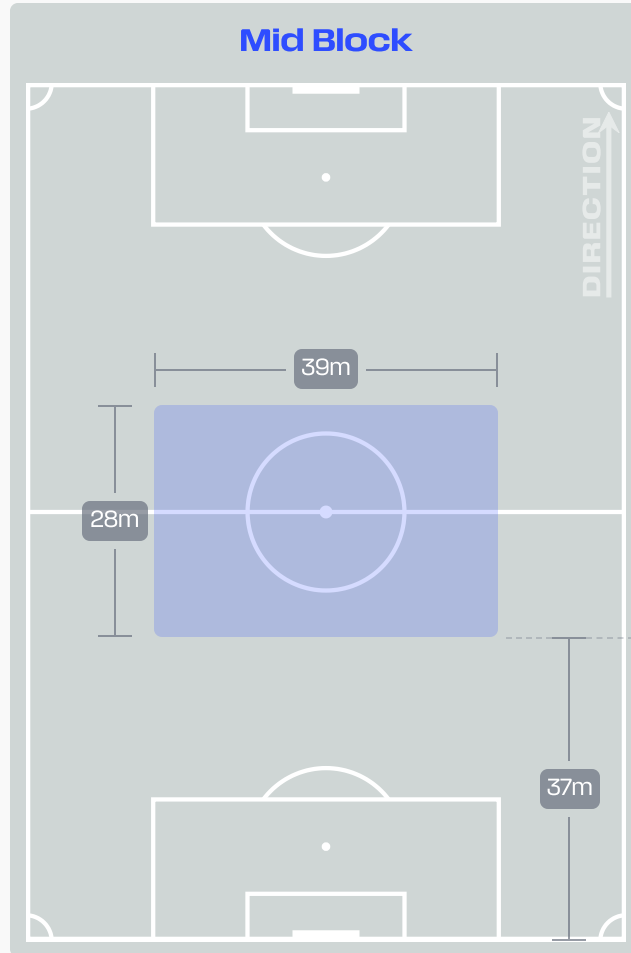
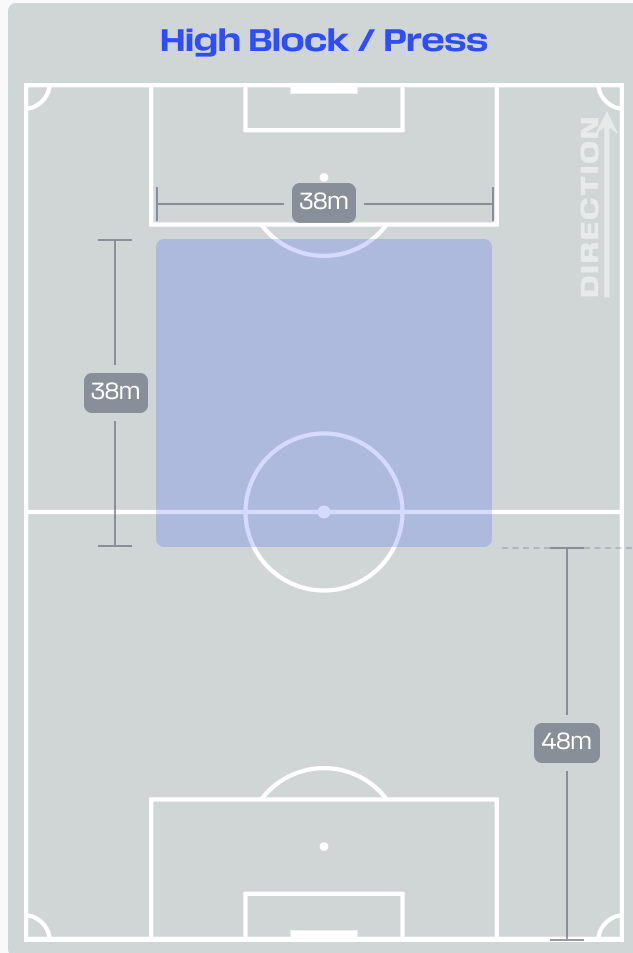
Most Possession Regains

6

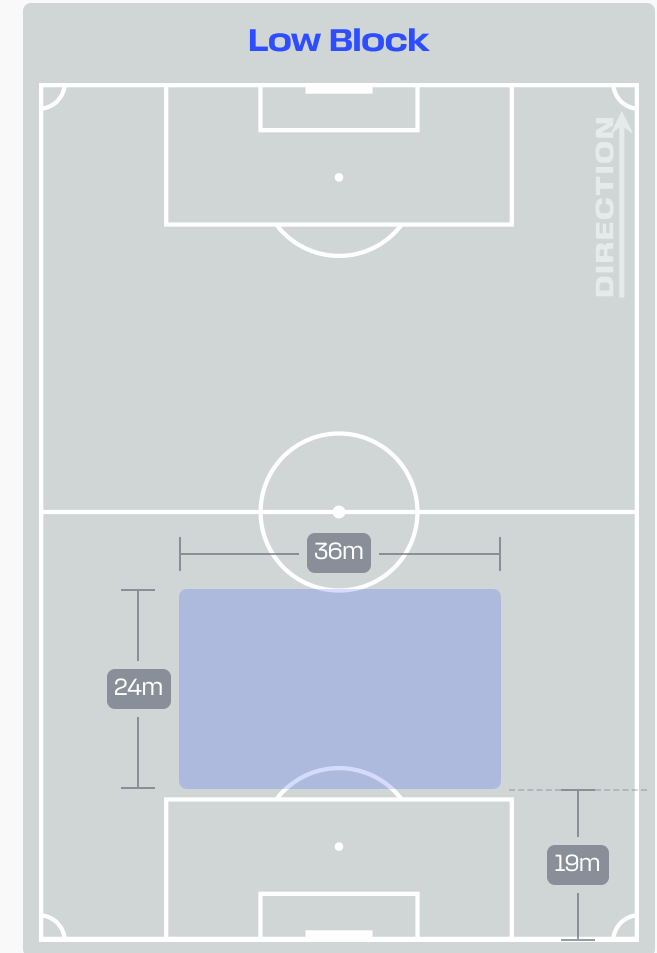
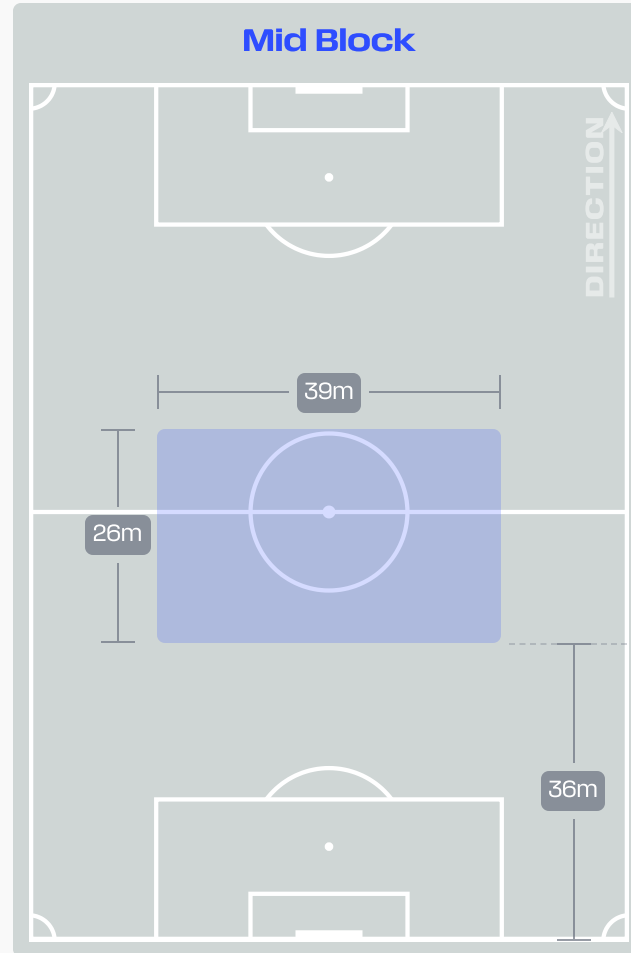
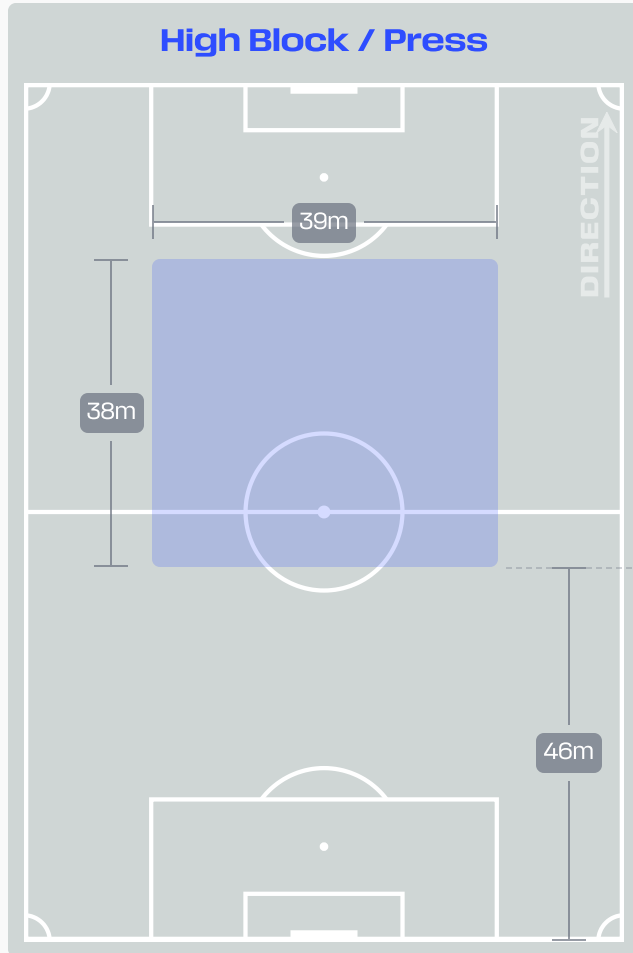
Lawrence Ati ZIGI
GOALKEEPER

#	Player	Total Possession Regains
1	Lawrence Ati ZIGI	6
3	Caleb YIRENKYI	3
5	Thomas PARTEY	0
8	Kwasi SIBO	0
9	Jordan AYEWE	0
11	Antoine SEMENYO	1
14	Gideon MENSAH	2
18	Jerome OPOKU	3
19	Inaki WILLIAMS	1
23	Derrick LUCKASSEN	3
26	Marvin SENAYA	1
2	Alidu SEIDU	4
7	Abdul FATAWU	1
15	Elisha OWUSU	2
24	Ernest NUAMAH	2
25	Prince ADU	1

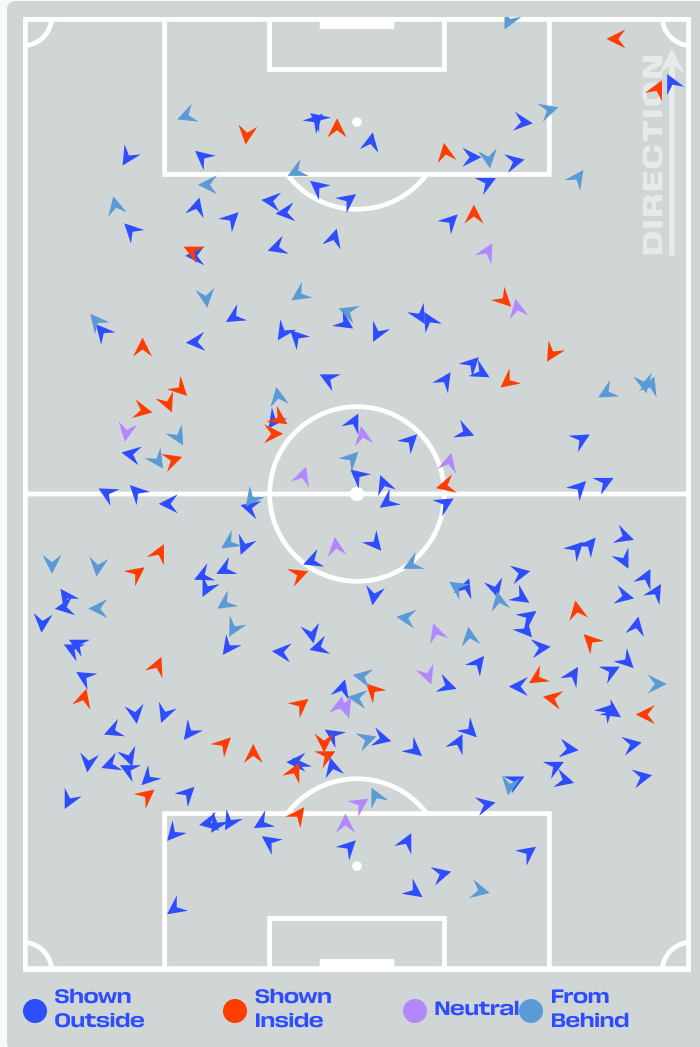
Defensive Line Height & Team Length



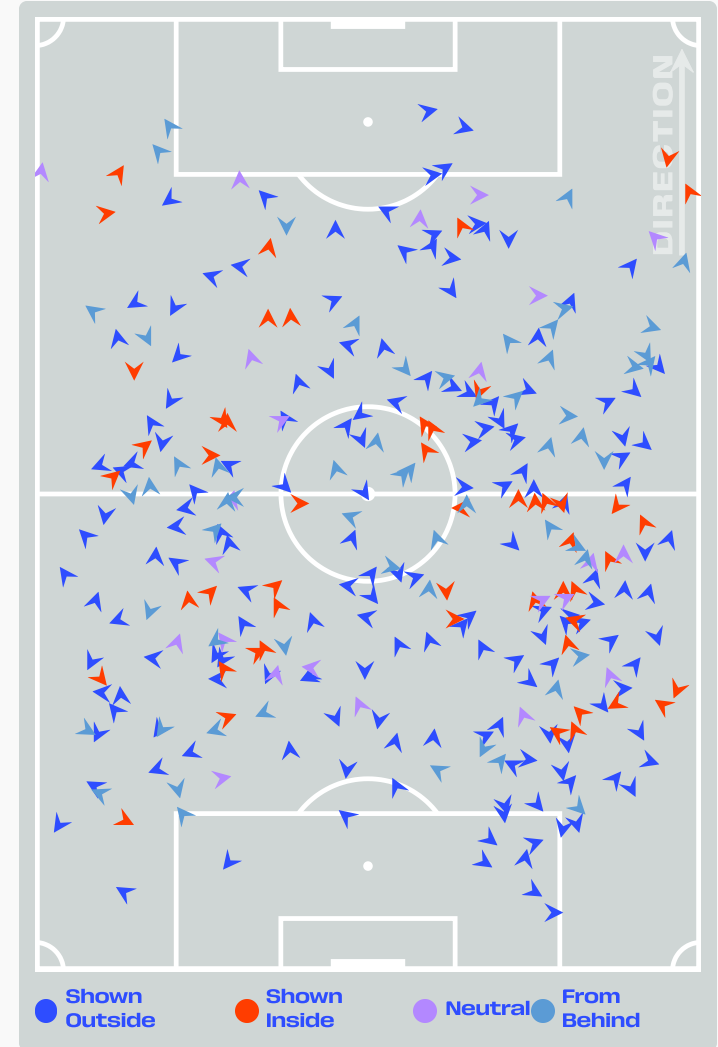
Defensive Line Height & Team Length



Defensive Pressure



217	Total Pressures	297
52	Direct Pressures	37
1.45s	Avg Pressure Duration	1.5s
35	Forced Turnovers	36
13.85s	Ball Recovery Time	22.46s
77	Pushing on into Pressing	130
148	Pushing on	239
37	Pressing Direction Inside	51
129	Pressing Direction Outside	164



Most Direct Pressures

11

Gustavo PUERTA
RIGHT CENTRE MIDFIELD

Most Direct Pressures

6

Antoine SEMENYO
LEFT WINGER

GOALKEEPING



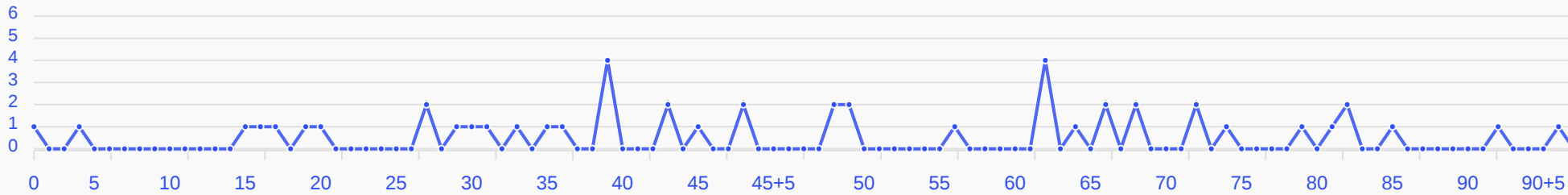
Colombia v Ghana

Goalkeeping Involvement



Colombia

Colombia GK Involvement Timeline



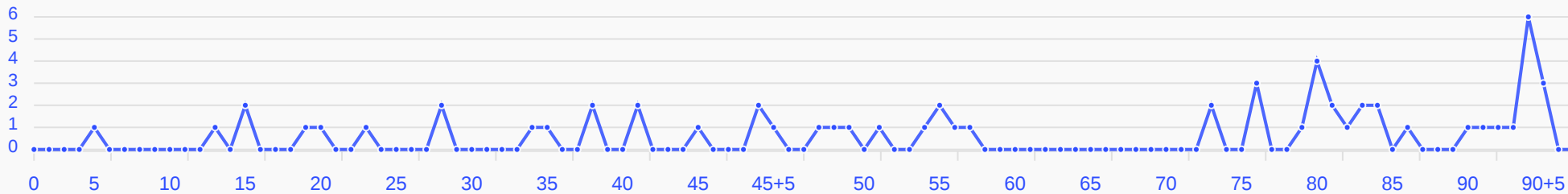
49

Total Involvements



Ghana


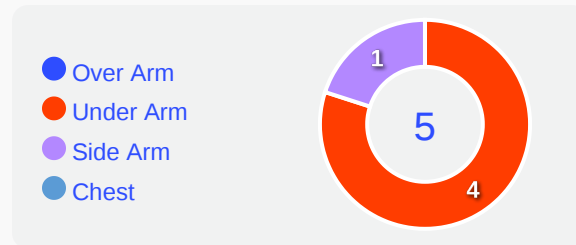
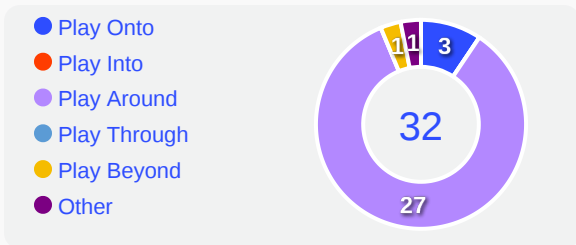
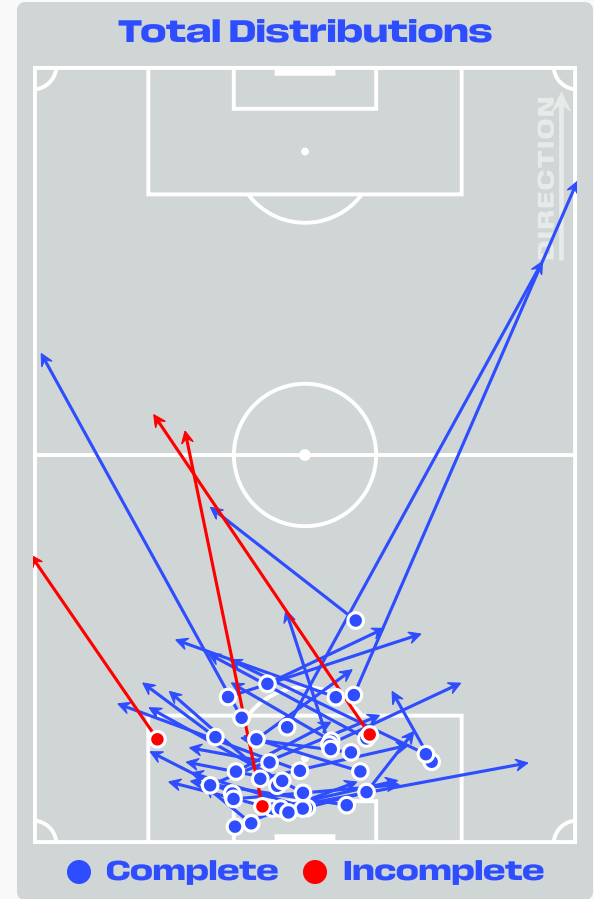
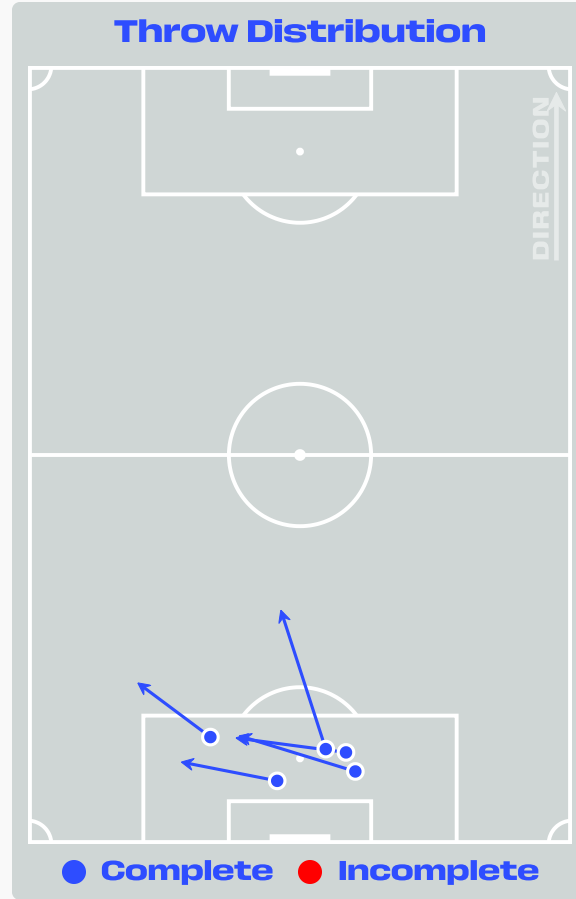
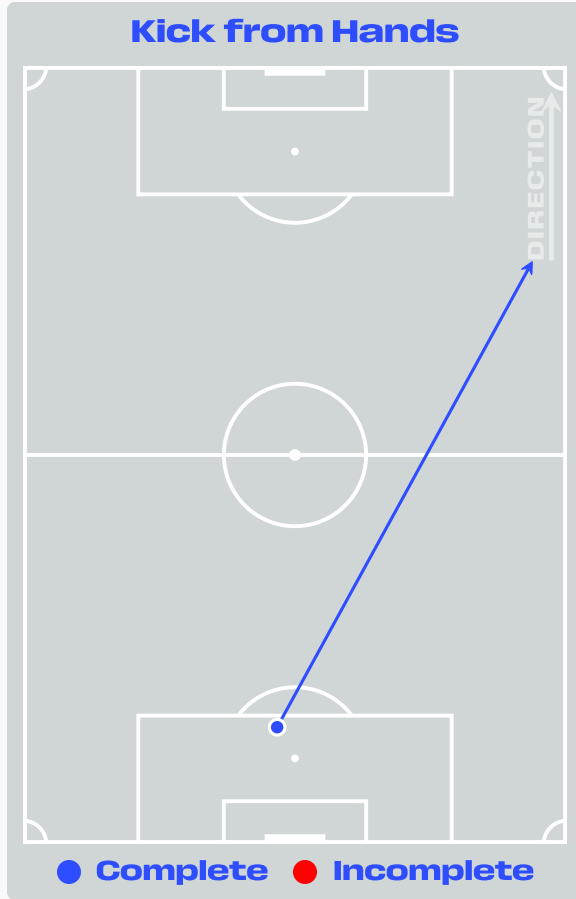
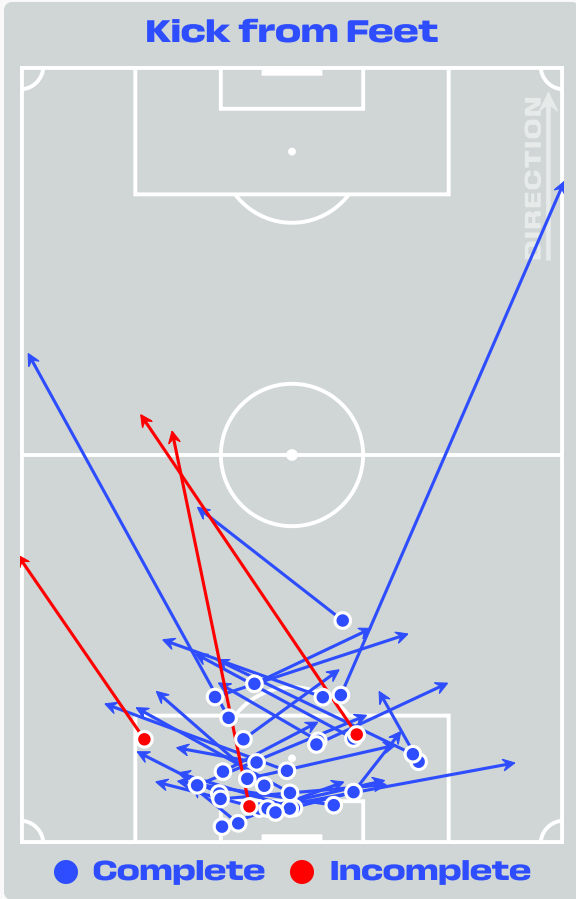
Ghana GK Involvement Timeline




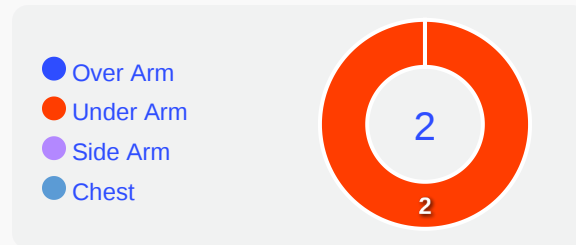
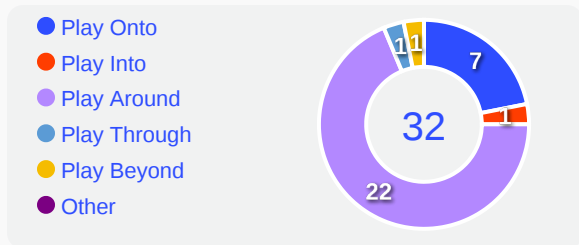
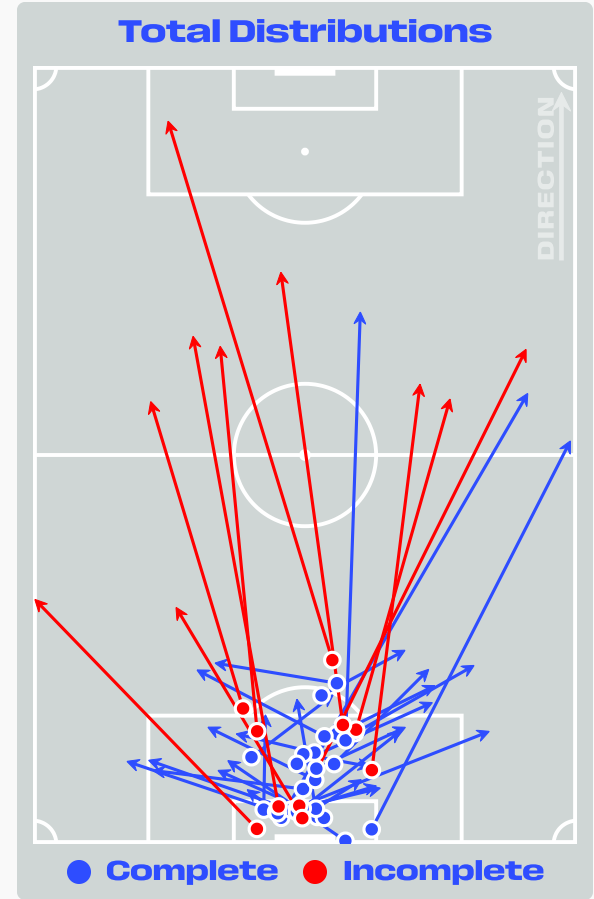
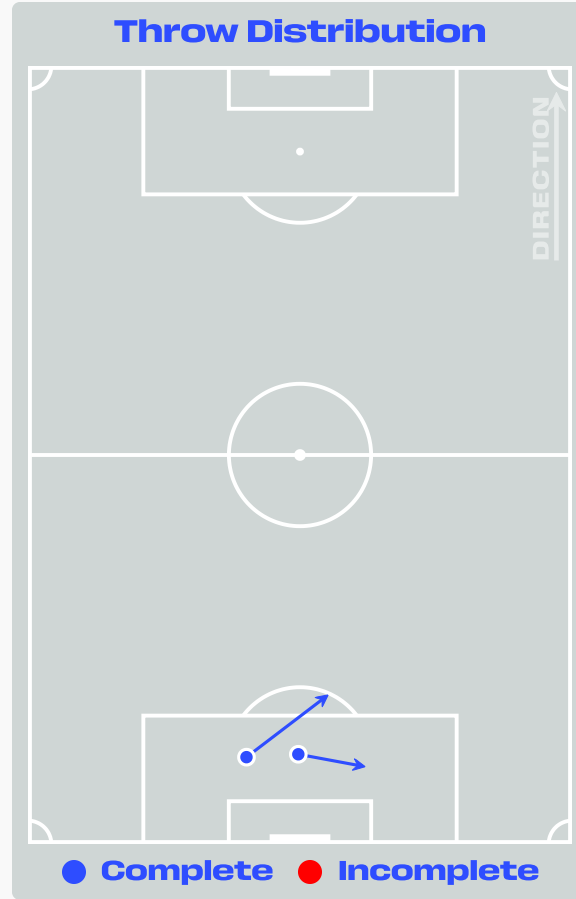
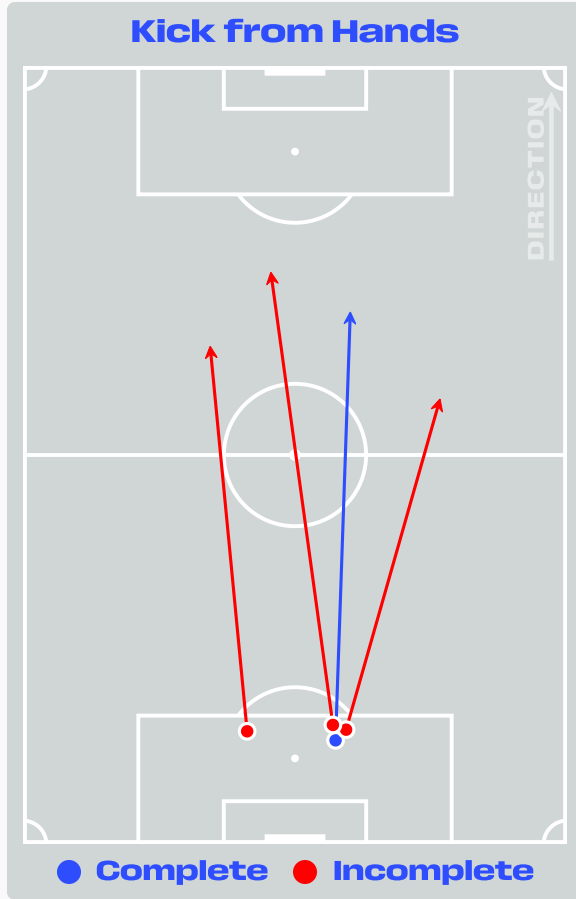
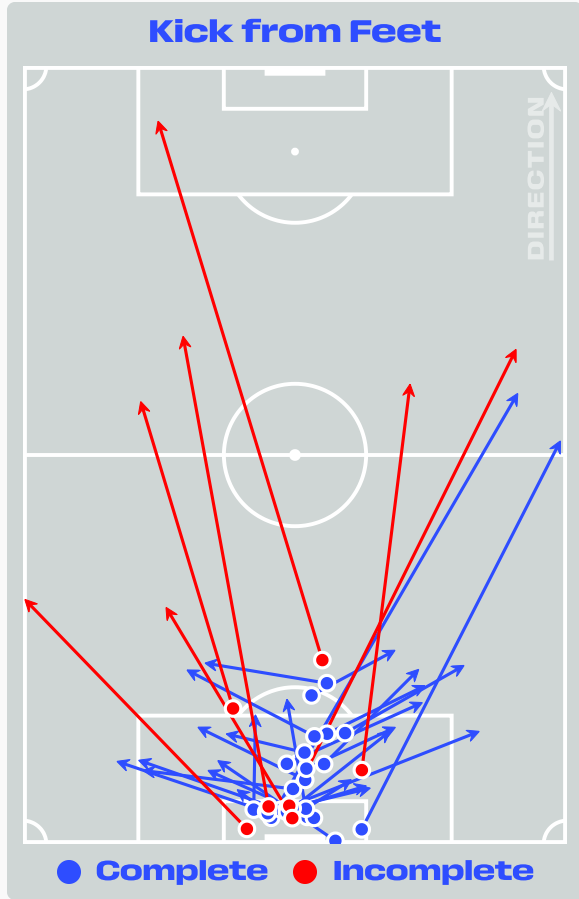
60

Total Involvements

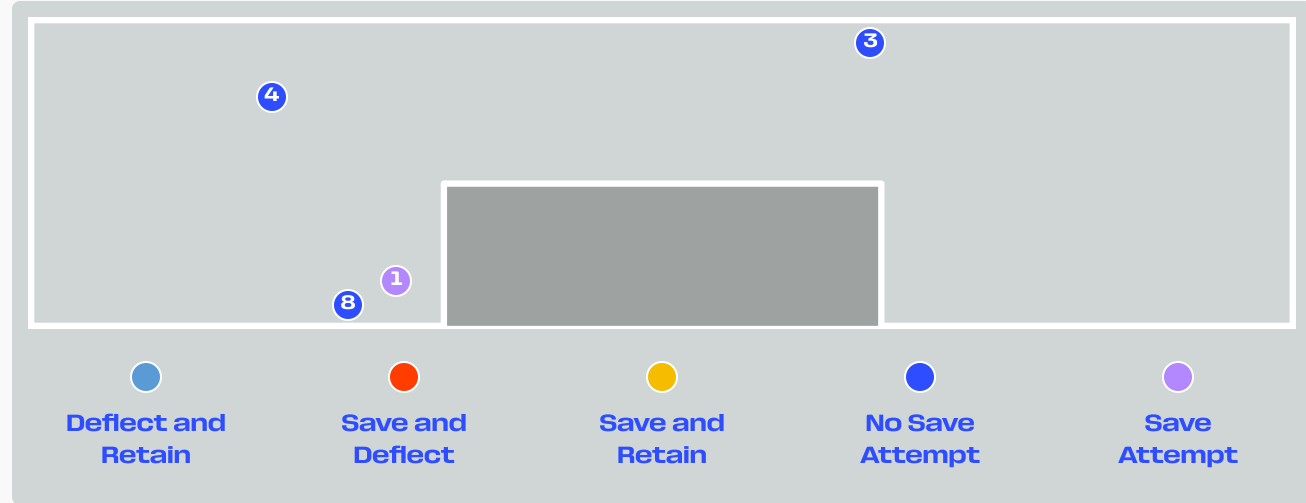
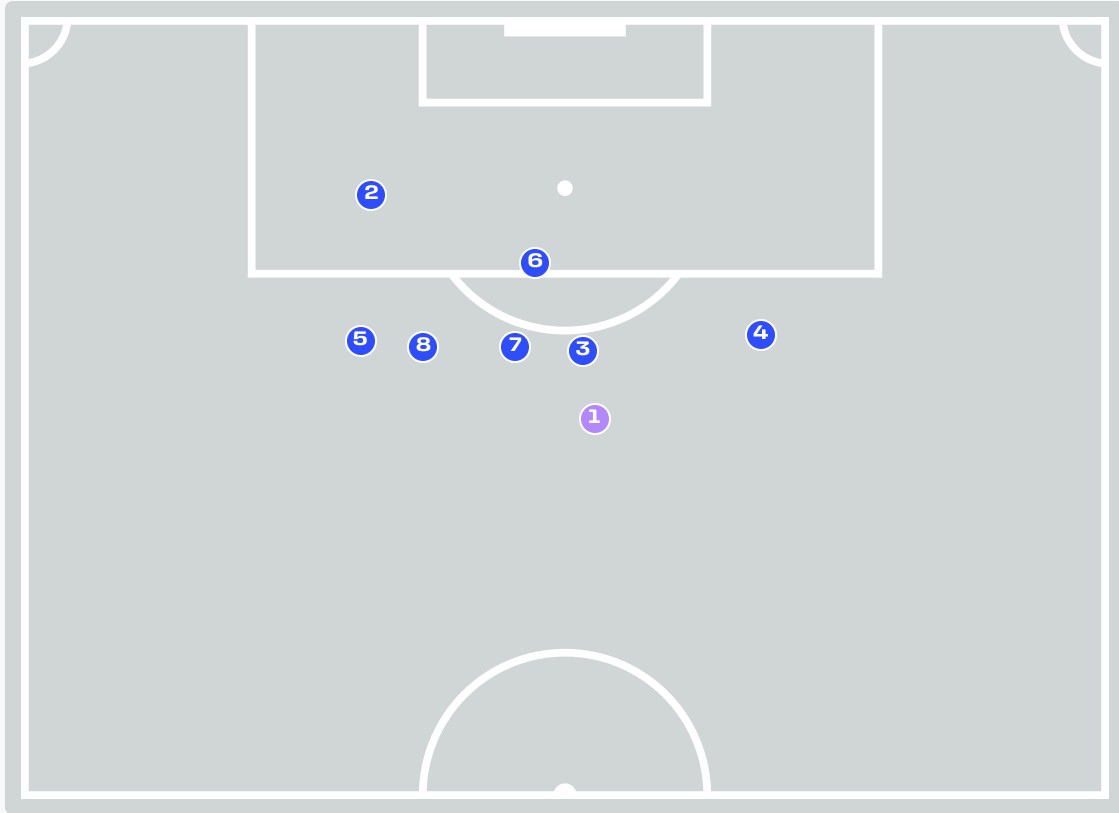
Goalkeeping Distribution



Goalkeeping Distribution

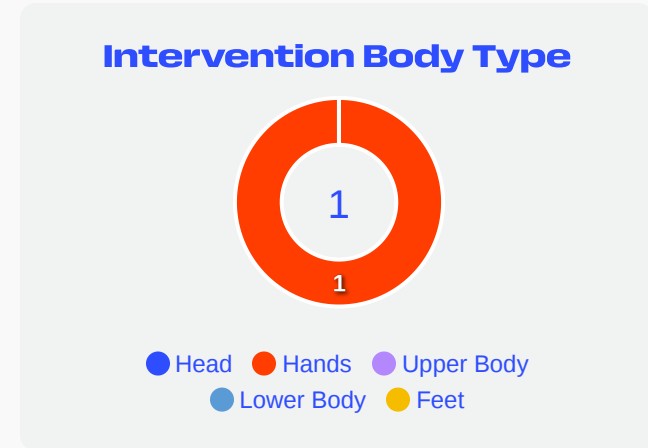
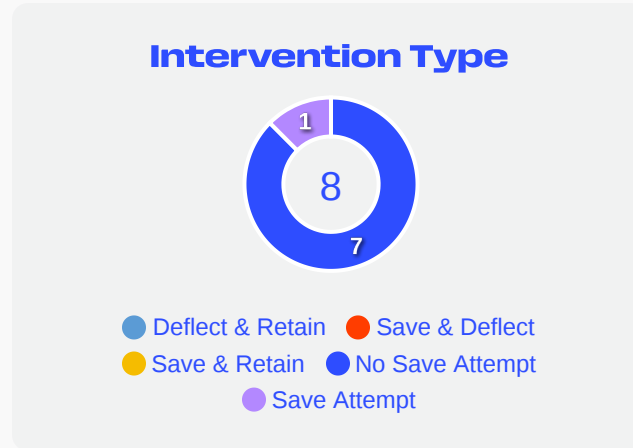


Goal Prevention



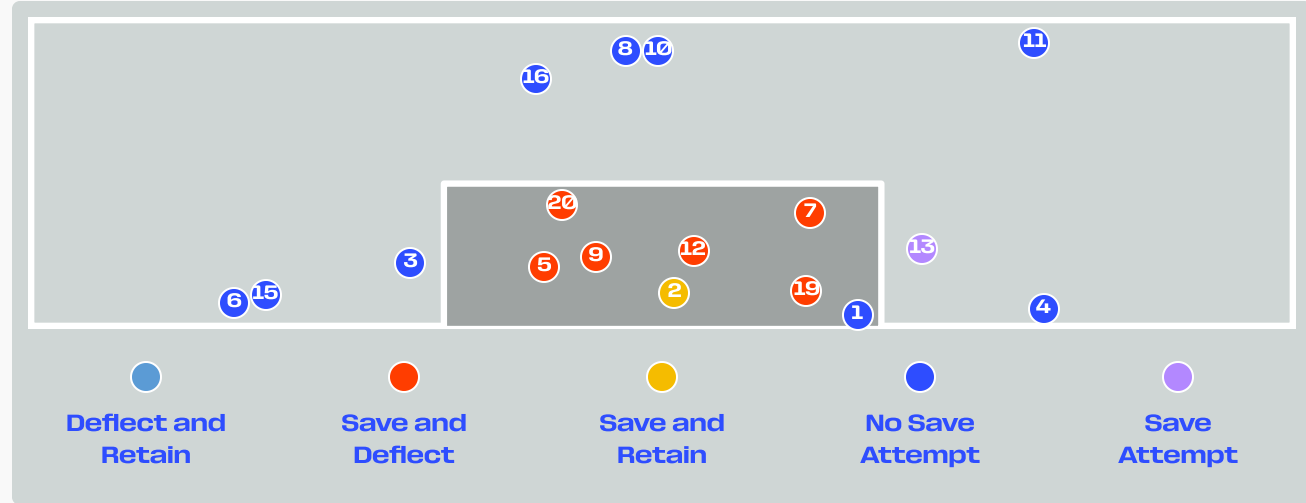
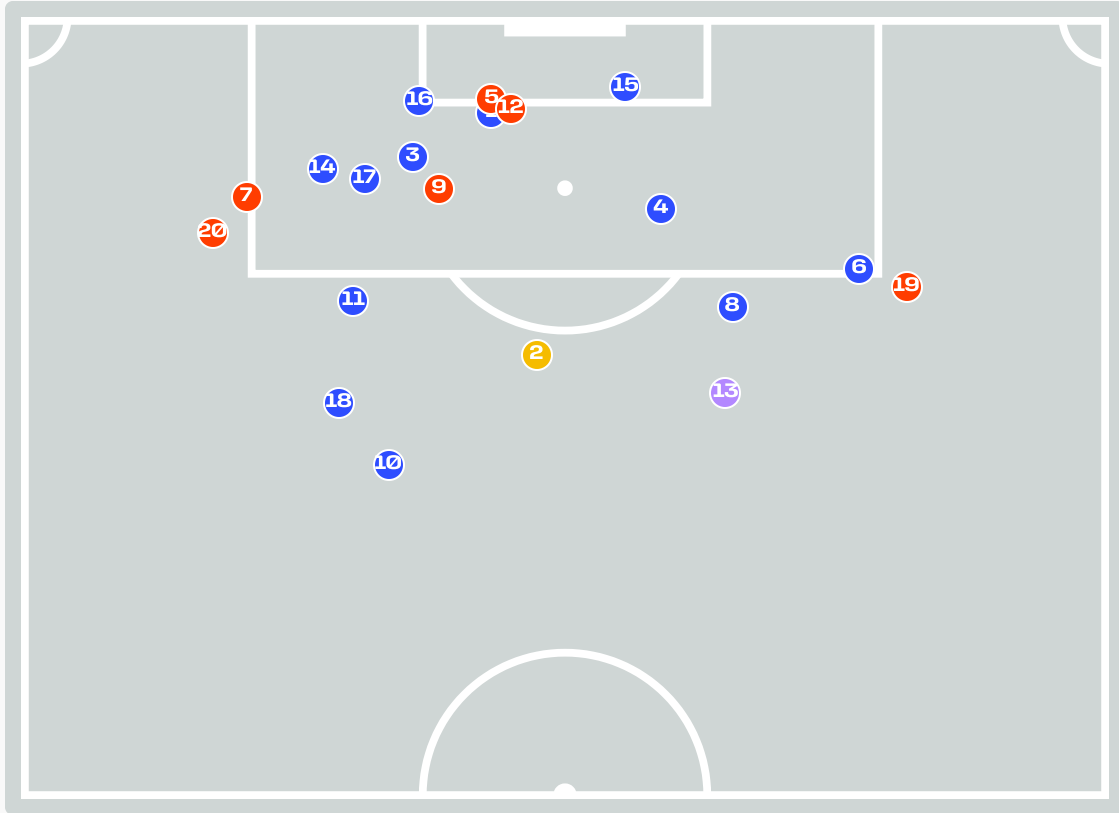
8
Total Attempts on Goal Faced

0
Save %



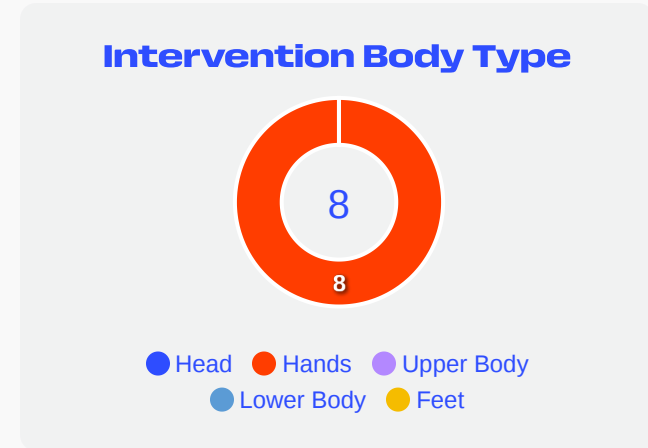
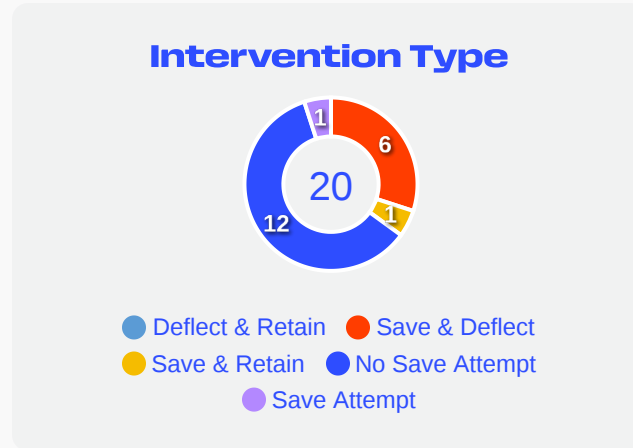
Total Attempts on Goal Faced	Total Goal Interventions	Save & Retain	Deflect & Retain	Save & Deflect	Save Attempt	No Save Attempt
8	0	0	0	0	1	7

Goal Prevention



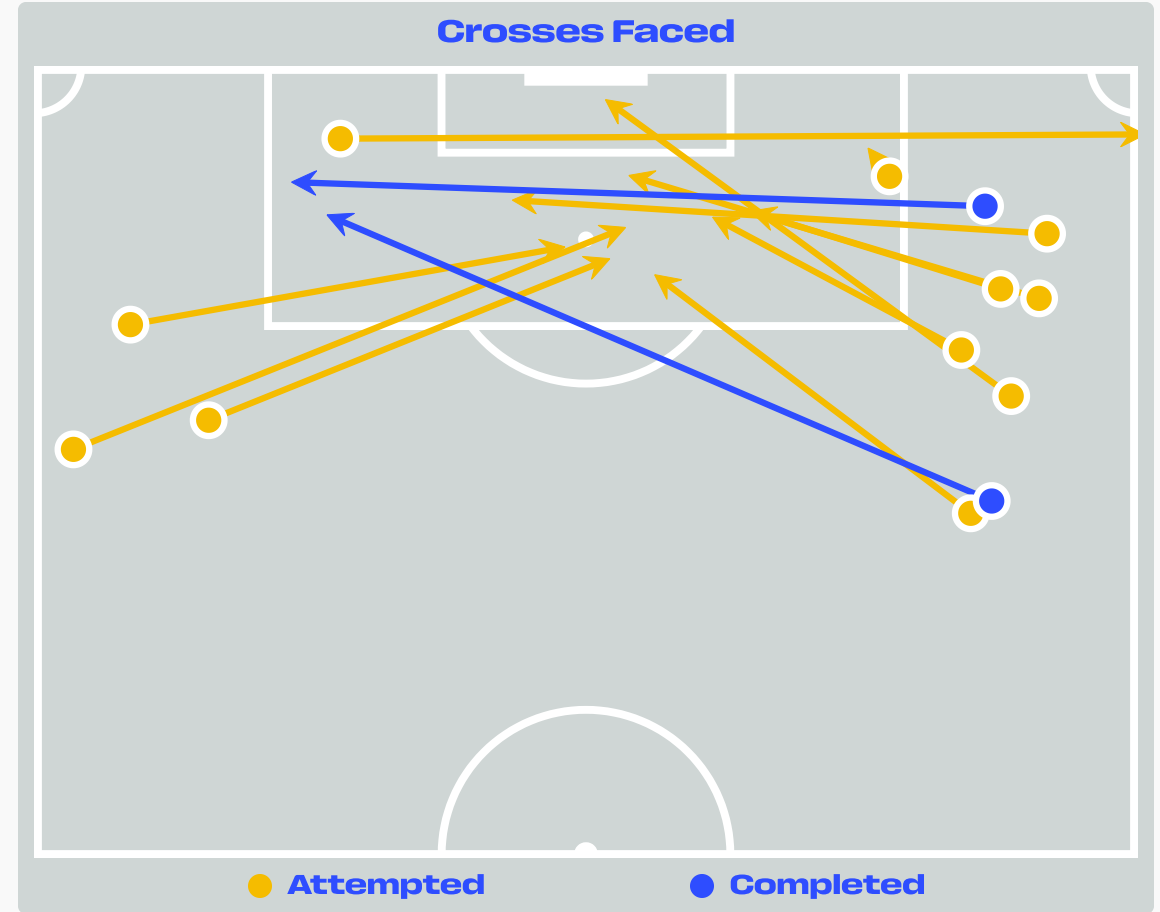


20
Total Attempts on Goal Faced

88
Save %



Total Attempts on Goal Faced	Total Goal Interventions	Save & Retain	Deflect & Retain	Save & Deflect	Save Attempt	No Save Attempt
20	7	1	0	6	1	12

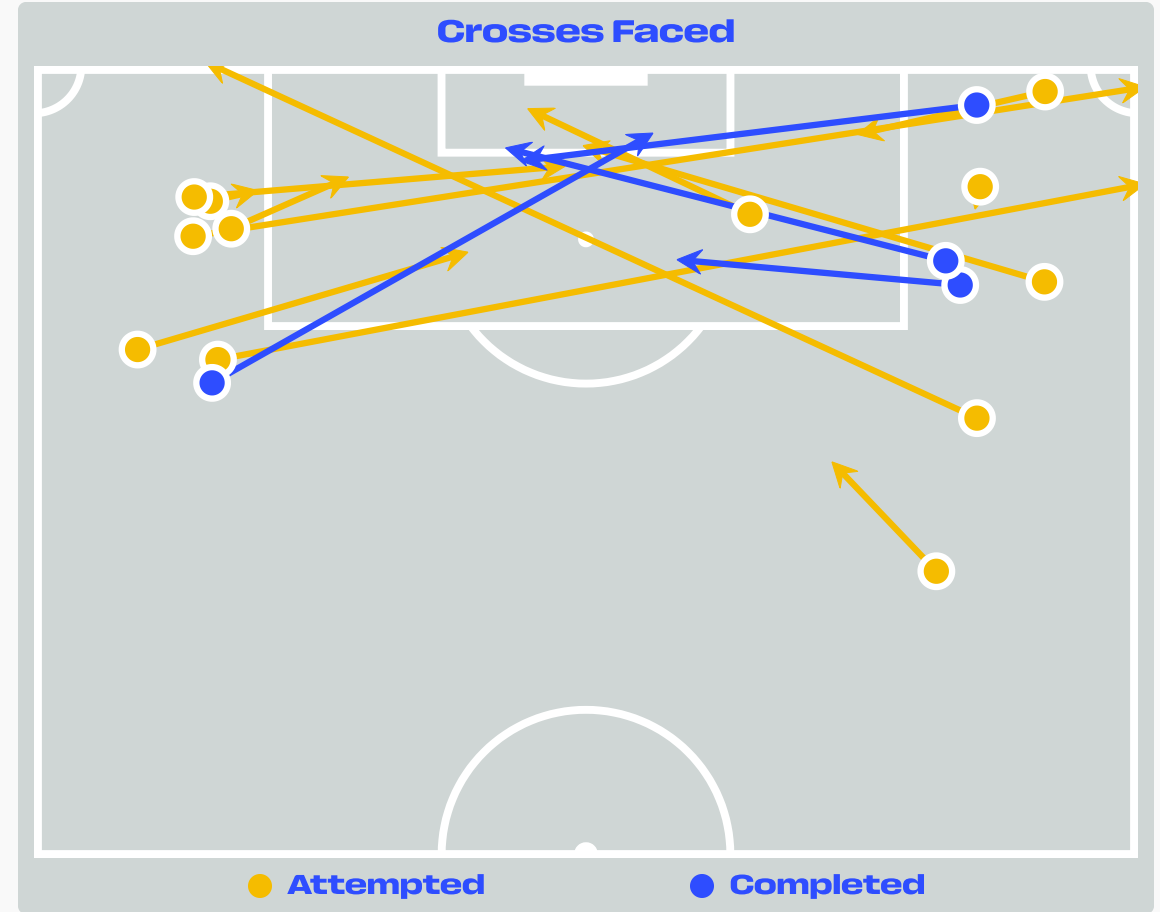


Aerial Control



Delivery Types Faced

Total	In Swing	Out Swing	Driven	Lofted	Cutback	Push
15	4	9	1	0	0	1

Aerial Control



Delivery Types Faced

Total	In Swing	Out Swing	Driven	Lofted	Cutback	Push
17	2	12	0	0	1	2

SET PLAYS



Colombia v Ghana

Set Plays



28
Total Set Plays

10
Total Free Kicks

0
Total Penalties

3
Total Corners

15
Total Throw Ins

Free Kicks	
Type	Total
Direct	10
Direct (on target)	0
Direct (off target)	1
Indirect	0

Corners			
Delivery Type	From Left Side	From Right Side	Total
Direct to Area	0	1	1
Short	2	0	2
Edge of Penalty Area	0	0	0

Corners	
Delivery Style	Total
Inswing	1
Outswing	0
Driven	0
Lofted	0

Set Plays

34
Total Set Plays

16
Total Free Kicks

0
Total Penalties

2
Total Corners

16
Total Throw Ins

Free Kicks	
Type	Total
Direct	14
Direct (on target)	0
Direct (off target)	0
Indirect	2

Corners			
Delivery Type	From Left Side	From Right Side	Total
Direct to Area	0	2	2
Short	0	0	0
Edge of Penalty Area	0	0	0

Corners	
Delivery Style	Total
Inswing	0
Outswing	2
Driven	0
Lofted	0

INDIVIDUAL DATA IN POSSESSION



Colombia v Ghana

In Possession - Distributions



#	Player	Passes Attempted	Passes Completed	Pass Completion %	Switches of Play	Crosses Attempted	Crosses Completed	Line Breaks Attempted	Line Breaks Completed	Line Break Completion %	Ball Progressions	Take Ons	Step Ins	Attempts at Goal	Goals
12	Camilo VARGAS	39	36	92%	0	0	0	4	3	75%	0	0	0	0	0
2	Daniel MUNOZ	40	39	98%	0	2	1	7	6	86%	1	0	1	0	0
3	Jhon LUCUMI	85	77	91%	3	0	0	15	9	60%	1	1	0	0	0
7	Luis DIAZ	28	28	100%	2	0	0	1	1	100%	4	2	2	5	0
9	Jhon CORDOBA	1	1	100%	0	0	0	0	0	0%	0	0	0	0	0
10	James RODRIGUEZ	30	27	90%	1	1	0	8	7	88%	0	0	0	0	0
11	Jhon ARIAS	58	55	95%	1	0	0	14	12	86%	2	1	1	1	1
14	Gustavo PUERTA	65	58	89%	0	0	0	18	14	78%	2	1	1	2	0
16	Jefferson LERMA	66	60	91%	0	2	1	7	6	86%	2	1	1	0	0
17	Johan MOJICA	51	40	78%	0	4	0	15	9	60%	0	0	0	1	0
23	Davinson SANCHEZ	77	69	90%	3	0	0	19	13	68%	2	0	2	2	0
6	Richard RIOS	11	9	82%	0	1	0	1	0	0%	2	1	1	3	0
20	Juan QUINTERO	19	19	100%	1	3	2	9	8	89%	0	0	0	2	0
21	Jaminton CAMPAZ	5	4	80%	0	1	0	0	0	0%	0	0	0	2	0
25	Luis SUAREZ	23	18	78%	0	3	1	4	3	75%	3	2	1	2	0

In Possession - Offers & Receptions



			Offer movement types						
#	Player	Total Offers	In Front	In Between	Out to In	In to Out	In Behind	No Movement	Offers Received
12	Camilo VARGAS	10	0	0	0	0	0	10	7
2	Daniel MUNOZ	71	14	2	1	1	32	21	12
3	Jhon LUCUMI	2	0	0	0	0	0	2	1
7	Luis DIAZ	45	9	3	1	0	27	5	19
9	Jhon CORDOBA	2	0	2	0	0	0	0	1
10	James RODRIGUEZ	22	16	2	0	1	2	1	14
11	Jhon ARIAS	25	14	4	1	1	1	4	11
14	Gustavo PUERTA	70	27	19	4	2	8	10	29
16	Jefferson LERMA	28	17	6	0	1	2	2	15
17	Johan MOJICA	41	11	0	1	0	9	20	11
23	Davinson SANCHEZ	11	1	0	0	0	0	10	8
6	Richard RIOS	14	2	6	0	2	2	2	2
20	Juan QUINTERO	13	4	2	1	2	1	3	8
21	Jaminton CAMPAZ	7	0	1	0	0	3	3	3
25	Luis SUAREZ	59	2	36	2	0	15	4	15

In Possession - Distributions



#	Player	Passes Attempted	Passes Completed	Pass Completion %	Switches of Play	Crosses Attempted	Crosses Completed	Line Breaks Attempted	Line Breaks Completed	Line Break Completion %	Ball Progressions	Take Ons	Step Ins	Attempts at Goal	Goals
1	Lawrence Ati ZIGI	38	29	76%	0	0	0	12	4	33%	0	0	0	0	0
3	Caleb YIRENKYI	20	19	95%	0	1	0	3	2	67%	0	0	0	0	0
5	Thomas PARTEY	51	45	88%	0	0	0	26	20	77%	6	1	5	2	0
8	Kwasi SIBO	23	22	96%	0	0	0	6	6	100%	1	0	1	0	0
9	Jordan AYEWE	13	10	77%	1	3	0	4	0	0%	0	0	0	0	0
11	Antoine SEMENYO	20	13	65%	0	2	0	7	4	57%	8	4	4	3	0
14	Gideon MENSAH	55	46	84%	2	1	0	14	10	71%	0	0	0	0	0
18	Jerome OPOKU	51	43	84%	3	0	0	10	3	30%	1	1	0	0	0
19	Inaki WILLIAMS	12	7	58%	0	4	1	3	3	100%	2	2	0	3	0
23	Derrick LUCKASSEN	46	40	87%	0	0	0	14	10	71%	0	0	0	0	0
26	Marvin SENAYA	2	2	100%	0	1	1	2	2	100%	0	0	0	0	0
2	Alidu SEIDU	27	25	93%	0	1	0	6	5	83%	3	1	2	0	0
7	Abdul FATAWU	5	5	100%	0	2	0	5	1	20%	6	5	1	0	0
15	Elisha OWUSU	19	18	95%	0	0	0	5	5	100%	1	0	1	0	0
24	Ernest NUAMAH	7	5	71%	0	0	0	3	2	67%	1	1	0	0	0
25	Prince ADU	1	0	0%	0	0	0	0	0	0%	0	0	0	0	0

In Possession - Offers & Receptions

			Offer movement types						
#	Player	Total Offers	In Front	In Between	Out to In	In to Out	In Behind	No Movement	Offers Received
1	Lawrence Ati ZIGI	2	0	0	0	0	0	2	1
3	Caleb YIRENKYI	33	6	12	0	0	12	3	9
5	Thomas PARTEY	18	9	6	0	0	0	3	10
8	Kwasi SIBO	10	6	3	0	1	0	0	4
9	Jordan AYEWE	17	3	5	0	1	7	1	5
11	Antoine SEMENYO	21	4	4	1	2	6	4	9
14	Gideon MENSAH	23	9	0	0	1	5	8	10
18	Jerome OPOKU	9	2	0	0	0	0	7	6
19	Inaki WILLIAMS	26	0	7	0	0	16	3	6
23	Derrick LUCKASSEN	3	1	0	0	0	0	2	2
26	Marvin SENAYA	2	0	0	0	0	1	1	0
2	Alidu SEIDU	4	2	0	0	0	2	0	0
7	Abdul FATAWU	12	1	0	0	0	5	6	8
15	Elisha OWUSU	3	2	1	0	0	0	0	1
24	Ernest NUAMAH	2	0	1	0	0	0	1	0
25	Prince ADU	10	0	5	0	0	5	0	0

INDIVIDUAL DATA OUT OF POSSESSION



Colombia v Ghana

Out of Possession



#	Player	Tackles Made / Won	Blocks	Interceptions	Pressing Direct	Pressing Indirect	Duels Won - Aerial	Duels Won - Physical	Possession Contests won	Clearances	Loose Ball Receptions	Pushing On	Pushing On into Pressing	Possession Regains	Possession Interrupted
12	Camilo VARGAS	0 / 0	0	0	0	0	0	0	0	0	5	0	0	6	0
2	Daniel MUNOZ	3 / 0	3	0	7	9	1	0	1	3	3	15	7	1	3
3	Jhon LUCUMI	0 / 0	1	1	2	1	2	0	2	11	4	3	1	5	6
7	Luis DIAZ	3 / 0	0	1	4	17	0	0	1	1	3	10	4	1	2
9	Jhon CORDOBA	0 / 0	0	0	0	1	0	0	0	0	0	0	0	0	0
10	James RODRIGUEZ	0 / 0	2	0	2	14	0	0	0	0	3	11	5	0	1
11	Jhon ARIAS	3 / 1	4	0	5	16	0	0	0	1	6	9	4	1	6
14	Gustavo PUERTA	2 / 1	3	0	11	32	1	0	2	0	8	29	18	3	2
16	Jefferson LERMA	1 / 0	0	0	2	16	2	0	2	4	9	10	3	2	3
17	Johan MOJICA	3 / 1	1	1	1	14	1	0	1	5	7	21	9	4	2
23	Davinson SANCHEZ	1 / 1	1	1	2	2	1	1	2	9	3	6	1	8	5
6	Richard RIOS	5 / 1	0	0	9	13	1	0	1	0	1	16	11	2	1
20	Juan QUINTERO	0 / 0	0	0	0	10	0	0	0	0	1	8	6	0	0
21	Jaminton CAMPAZ	0 / 0	0	0	0	4	0	0	0	0	0	2	0	0	0
25	Luis SUAREZ	5 / 3	2	0	7	16	1	1	2	0	2	8	8	4	0

Out of Possession



#	Player	Tackles Made / Won	Blocks	Interceptions	Pressing Direct	Pressing Indirect	Duels Won - Aerial	Duels Won - Physical	Possession Contests won	Clearances	Loose Ball Receptions	Pushing On	Pushing On into Pressing	Possession Regains	Possession Interrupted
1	Lawrence Ati ZIGI	0 / 0	0	0	0	0	0	0	0	0	3	0	0	6	0
3	Caleb YIRENKYI	1 / 0	2	2	4	50	0	0	0	1	4	49	25	3	1
5	Thomas PARTEY	3 / 0	0	0	5	21	0	0	0	0	9	25	16	0	2
8	Kwasi SIBO	0 / 0	1	0	3	39	0	0	0	2	4	25	12	0	3
9	Jordan AYEWE	0 / 0	1	0	3	37	0	0	0	0	1	16	14	0	0
11	Antoine SEMENYO	3 / 1	2	0	6	34	1	0	1	0	5	35	24	1	2
14	Gideon MENSAH	0 / 0	2	0	2	12	0	0	2	3	8	27	8	2	3
18	Jerome OPOKU	1 / 0	1	1	0	1	1	0	1	2	7	6	0	3	4
19	Inaki WILLIAMS	1 / 0	0	1	1	14	0	0	0	0	5	14	8	1	0
23	Derrick LUCKASSEN	3 / 0	2	0	3	1	2	0	2	5	4	5	1	3	7
26	Marvin SENAYA	2 / 1	0	0	2	1	0	0	0	0	0	2	2	1	0
2	Alidu SEIDU	2 / 0	3	2	6	10	1	0	1	3	5	11	7	4	4
7	Abdul FATAWU	0 / 0	1	0	0	9	0	0	0	0	3	6	4	1	0
15	Elisha OWUSU	2 / 0	2	1	2	14	0	0	0	0	4	11	3	2	1
24	Ernest NUAMAH	0 / 0	1	0	0	11	0	0	1	0	1	3	3	2	1
25	Prince ADU	0 / 0	1	0	0	6	0	0	0	0	1	4	3	1	0

INDIVIDUAL DATA PHYSICAL



Colombia v Ghana

Physical Data



#	Player	Total Distance (m)	Zone 1: 0-7 km/h (m)	Zone 2: 7-15 km/h (m)	Zone 3: 15-20 km/h (m)	Zone 4: 20-25 km/h (m)	Zone 5: 25+ km/h (m)	High Speed Runs (Zone 3)	Sprints (Zone 4 & 5)	Top Speed (km/h)
12	Camilo VARGAS	4503.9	3793.0	653.4	44.7	12.8	0	4.0	1.0	22.9
2	Daniel MUNOZ	11131.8	3699.8	4659.6	1722.2	811.9	238.3	143.0	54.0	29.8
3	Jhon LUCUMI	8196.7	4143.0	3027.2	758.5	206.6	61.5	70.0	21.0	30.9
7	Luis DIAZ	9875.1	4223.3	3420.7	1228.3	641.1	361.7	108.0	56.0	33.1
9	Jhon CORDOBA	583.9	293.1	189.5	63.7	26.0	11.7	7.0	2.0	26.7
10	James RODRIGUEZ	4986.8	2196.1	2091.4	608.2	91.1	0	51.0	8.0	23.5
11	Jhon ARIAS	7570.0	3445.1	2687.1	812.8	409.6	215.5	82.0	34.0	31.2
14	Gustavo PUERTA	11629.4	4091.1	5156.3	1672.2	582.2	127.6	151.0	41.0	31.3
16	Jefferson LERMA	11225.1	3717.8	5266.0	1691.7	483.6	66.0	154.0	35.0	31.7
17	Johan MOJICA	10145.5	4832.7	3333.5	1160.1	627.7	191.7	108.0	51.0	31.0
23	Davinson SANCHEZ	9021.4	4094.9	3735.3	863.3	260.5	67.4	81.0	20.0	30.4
6	Richard RIOS	5880.1	2328.6	2118.8	893.8	408.7	130.2	74.0	33.0	31.3
20	Juan QUINTERO	3114.8	1088.1	1354.1	481.6	169.6	21.4	42.0	12.0	26.5
21	Jaminton CAMPAZ	995.9	247.4	395.1	206.3	136.8	10.2	17.0	8.0	26.2
25	Luis SUAREZ	8553.3	4532.0	2487.7	722.4	484.0	327.1	61.0	40.0	33.9

Physical Data



#	Player	Total Distance (m)	Zone 1: 0-7 km/h (m)	Zone 2: 7-15 km/h (m)	Zone 3: 15-20 km/h (m)	Zone 4: 20-25 km/h (m)	Zone 5: 25+ km/h (m)	High Speed Runs (Zone 3)	Sprints (Zone 4 & 5)	Top Speed (km/h)
1	Lawrence Ati ZIGI	4738.6	3886.2	792.0	57.3	3.1	0	6.0	0	20.6
3	Caleb YIRENKYI	9150.0	3110.8	4167.9	1257.2	422.4	191.6	124.0	28.0	31.8
5	Thomas PARTEY	10451.7	4147.5	4698.5	1140.4	416.0	49.3	105.0	27.0	28.5
8	Kwasi SIBO	7495.7	2436.6	3401.4	1227.0	315.9	114.8	104.0	25.0	29.3
9	Jordan AYEWE	8565.6	3413.4	3431.2	1039.8	547.4	133.7	96.0	43.0	31.0
11	Antoine SEMENYO	9921.1	5057.8	2868.5	994.5	615.2	385.0	78.0	48.0	33.7
14	Gideon MENSAH	9957.3	4219.2	3645.8	1162.4	674.2	255.7	96.0	54.0	31.7
18	Jerome OPOKU	9244.0	4410.9	3478.3	926.9	322.4	105.7	81.0	25.0	32.7
19	Inaki WILLIAMS	5871.4	2851.9	1936.0	572.2	362.5	148.8	54.0	31.0	32.2
23	Derrick LUCKASSEN	8858.8	4503.8	3197.6	834.1	234.7	88.6	76.0	17.0	31.8
26	Marvin SENAYA	1053.9	381.8	425.6	100.9	73.0	72.7	6.0	6.0	28.9
2	Alidu SEIDU	8379.0	3831.6	3118.7	858.8	380.8	189.1	73.0	34.0	33.8
7	Abdul FATAWU	3681.0	1402.5	1268.0	631.3	272.8	106.3	49.0	21.0	31.9
15	Elisha OWUSU	3955.8	1290.6	1448.2	821.7	308.9	86.5	63.0	20.0	29.2
24	Ernest NUAMAH	2323.0	853.5	905.8	431.9	95.0	36.8	28.0	9.0	30.2
25	Prince ADU	1903.9	758.0	703.1	257.8	158.0	27.1	21.0	9.0	32.7



TM