



## **Brazil 2 - 1 Japan**

Round of 32 - Match 76

29 June 2026

12:00 Kick Off

Houston Stadium

# **POST MATCH SUMMARY REPORT**

# Match Summary - Teams



2 - 1

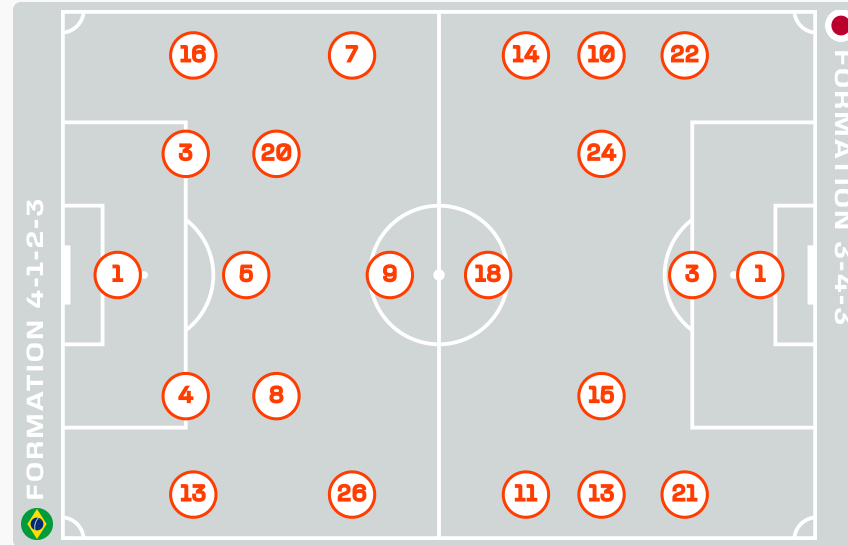


## STARTING

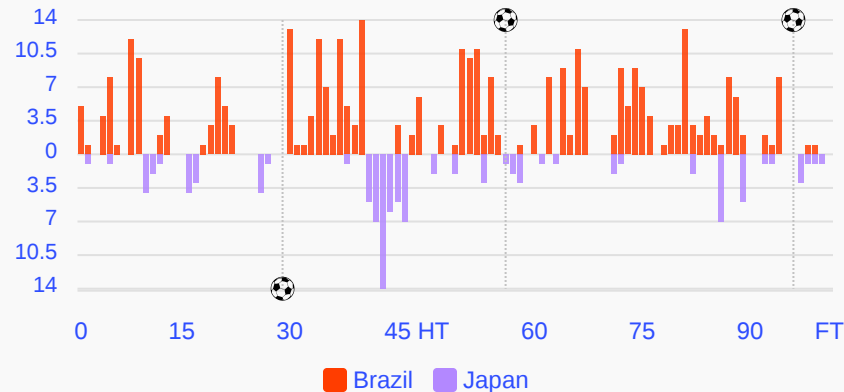
- 1 GK ALISSON
- 3 DF GABRIEL MAGALHAES
- 4 DF MARQUINHOS
- 5 MF CASEMIRO 14' 56' ↓ 90+3'
- 7 FW VINICIUS JUNIOR
- 8 MF BRUNO GUIMARAES ↓ 90+8'
- 9 FW MATHEUS CUNHA ↓ 66'
- 13 DF DANILO 48'
- 16 DF DOUGLAS SANTOS
- 20 MF LUCAS PAQUETA ↓ 45'
- 26 FW RAYAN

## SUBSTITUTES

- 12 GK WEVERTON
- 23 GK EDERSON
- 2 MF EDERSON SILVA
- 6 DF ALEX SANDRO
- 10 FW NEYMAR JR
- 11 FW RAPHINHA
- 14 DF BREMER
- 15 DF LEO PEREIRA
- 17 MF FABINHO ↑ 90+3'
- 18 MF DANILO SANTOS ↑ 90+8'
- 19 FW ENDRICK ↑ 45'
- 21 FW LUIZ HENRIQUE
- 22 FW GABRIEL MARTINELLI ↑ 66' 90+6'
- 24 DF ROGER IBANEZ
- 25 FW IGOR THIAGO



## Distribution in the Final Third



## STARTING

- Zion SUZUKI GK 1
- Shogo TANIGUCHI DF 3
- ↓ 66' Ritsu DOAN MF 10
- ↓ 90+7' Daizen MAEDA MF 11
- ↓ 66' Keito NAKAMURA MF 13
- ↓ 78' Junya ITO MF 14
- ↓ 78' 45' Daichi KAMADA MF 15
- Ayase UEDA FW 18
- Hiroki ITO DF 21
- Takehiro TOMIVASU DF 22
- 29' 12' Kaishu SANO MF 24

## SUBSTITUTES

- Keisuke OSAKO GK 12
- Tomoki HAYAKAWA GK 23
- ↑ 66' Yukinari SUGAWARA DF 2
- Kou ITAKURA DF 4
- Vuto NAGATOMO DF 5
- ↑ 78' Shuto MACHINO FW 6
- ↑ 78' Ao TANAKA MF 7
- Takefusa KUBO MF 8
- Keisuke GOTO FW 9
- Tsuyoshi WATANABE DF 16
- Vuito SUZUKI MF 17
- ↑ 90+7' Koki OGAWA FW 19
- Ayumu SEKO DF 20
- 84' ↑ 66' Junnosuke SUZUKI DF 25
- Kento SHIOGAI FW 26

# Match Summary - Key Statistics



**2** — **1**



## Possession

Total	Possession			Total
	61.6%	8.2%	30.3%	
2	Goals			1
2.12	xG (Expected Goals)			0.26
19 (7)	Attempts at Goal (On Target)			5 (2)
715 (652)	Total Passes (Complete)			330 (279)
91 %	Pass Completion %			85 %
118	Completed Line Breaks			72
14	Defensive Line Breaks			5
250	Receptions in the Final Third			81
30	Crosses			12
23	Ball Progressions			12
200 (35)	Defensive Pressures Applied (Direct Pressures)			362 (48)
40	Forced Turnovers			34
74	Second Balls			47
110 km	Total Distance Covered			114.9 km
4.9 km	Zone 4 - Low Speed Sprinting: 20-25 km/h			5.3 km



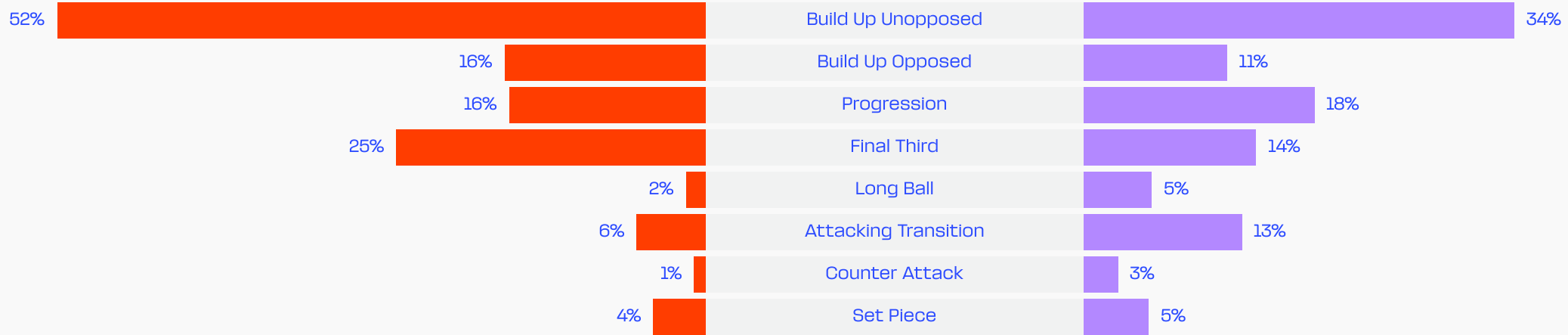
Brazil

# Phases of Play

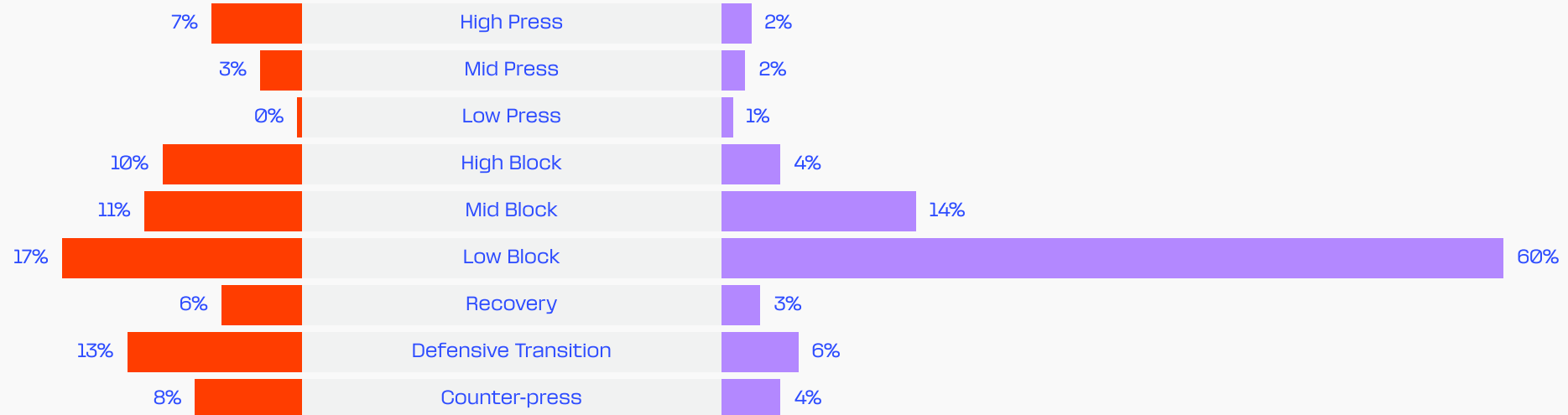
Japan



## IN POSSESSION



## OUT OF POSSESSION

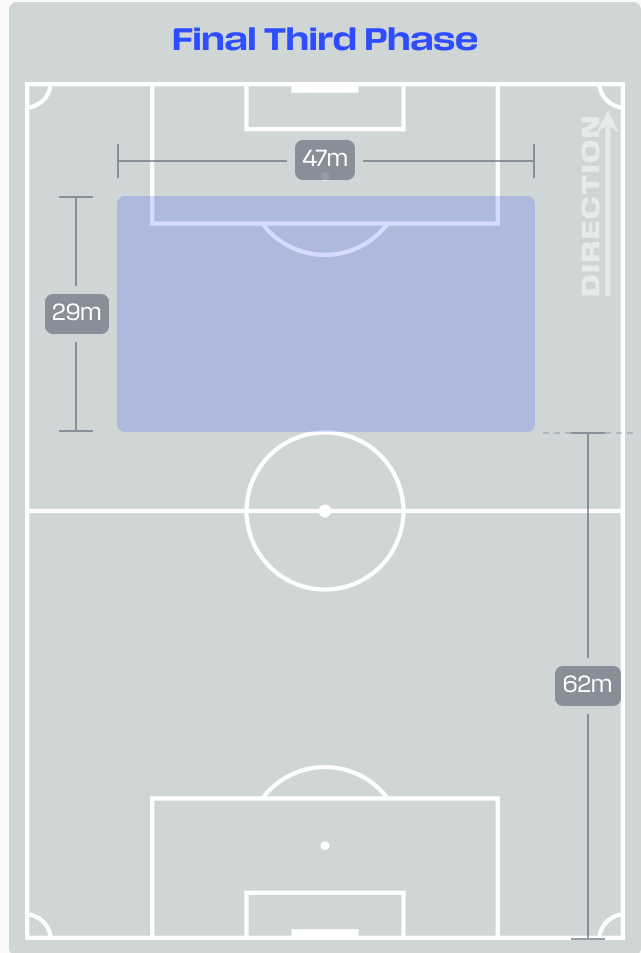
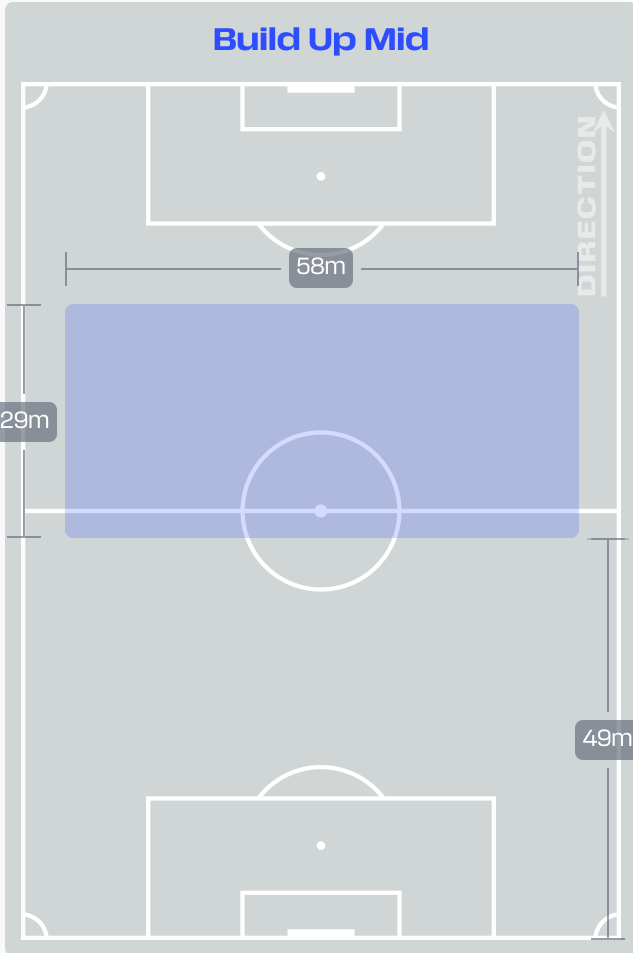
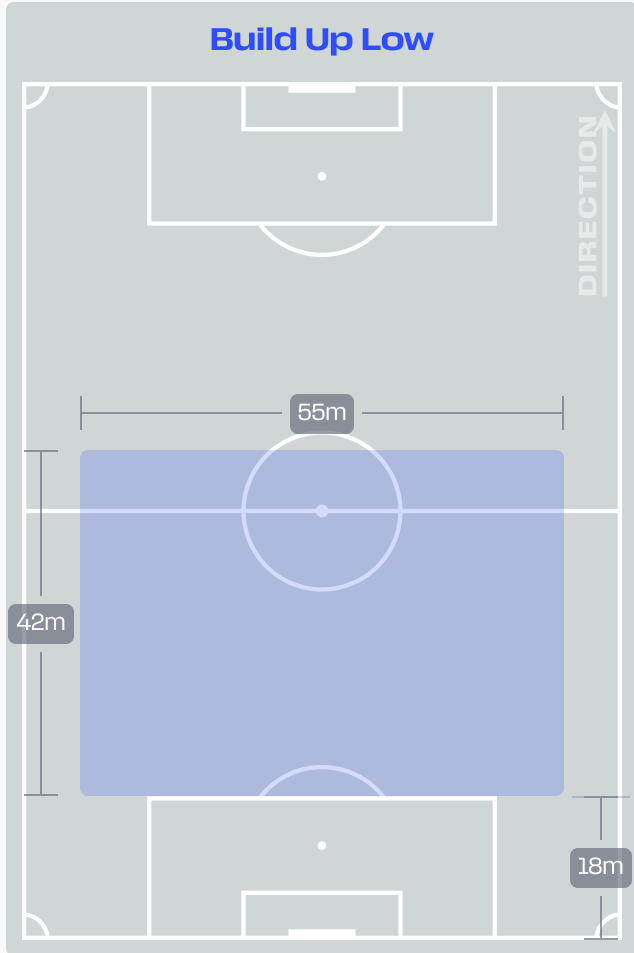


# IN POSSESSION

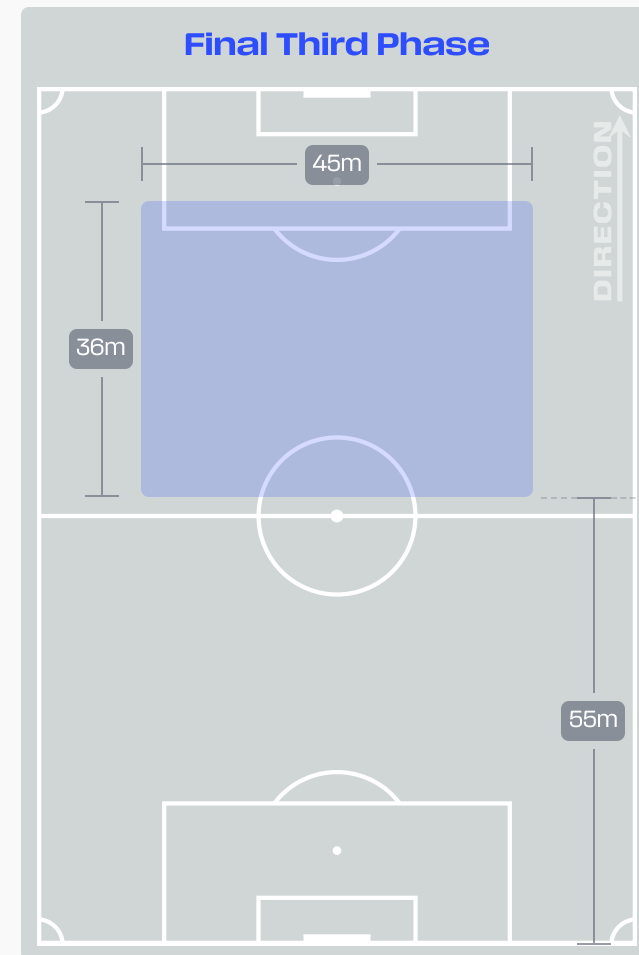
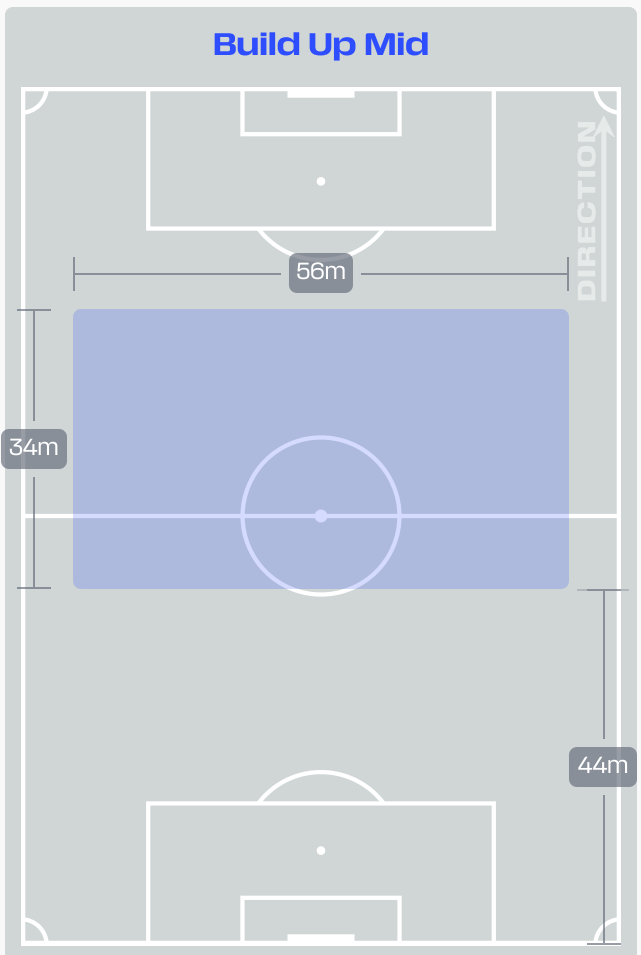
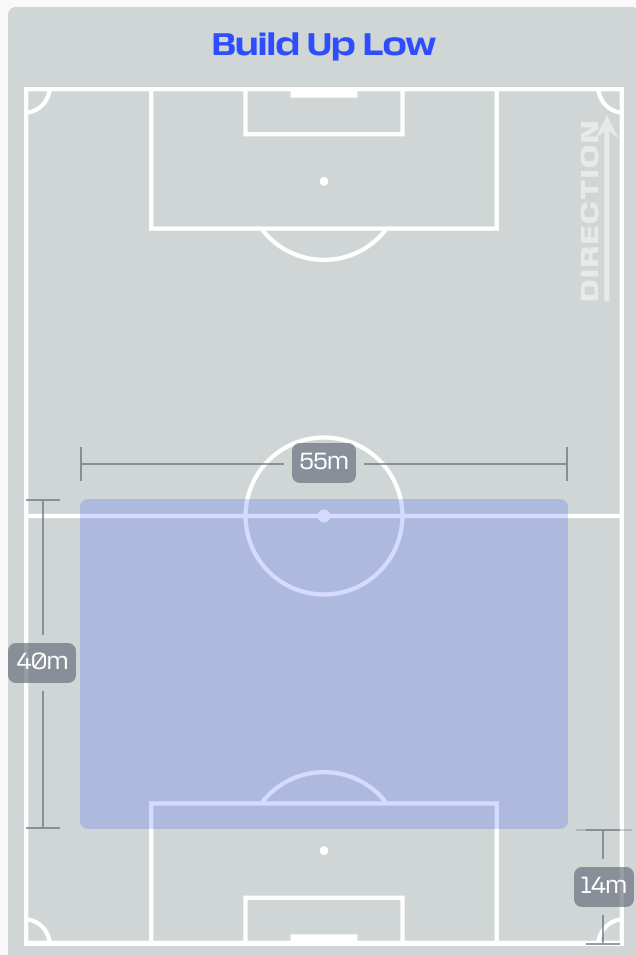


Brazil v Japan

# In Possession Line Height & Team Length



# In Possession Line Height & Team Length



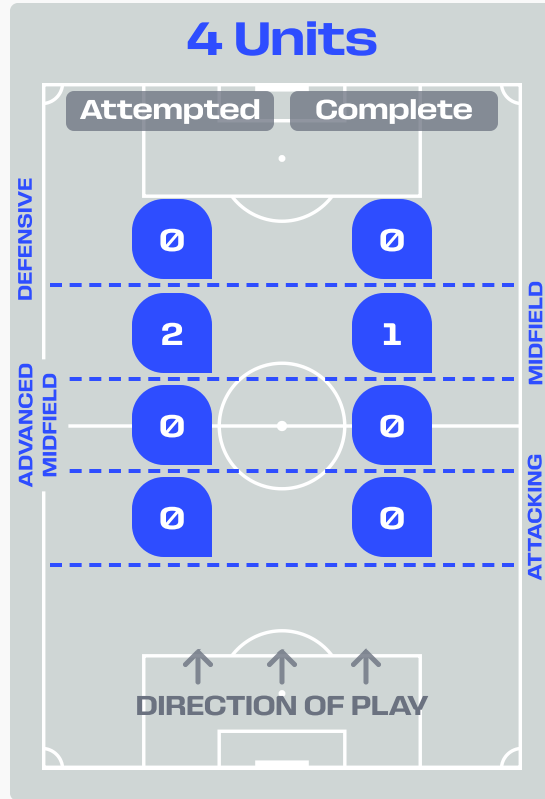
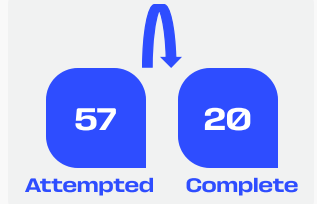
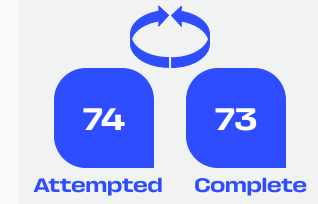
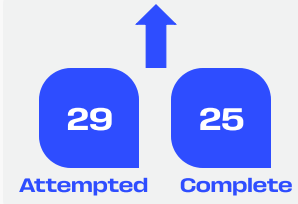
# Line Breaks



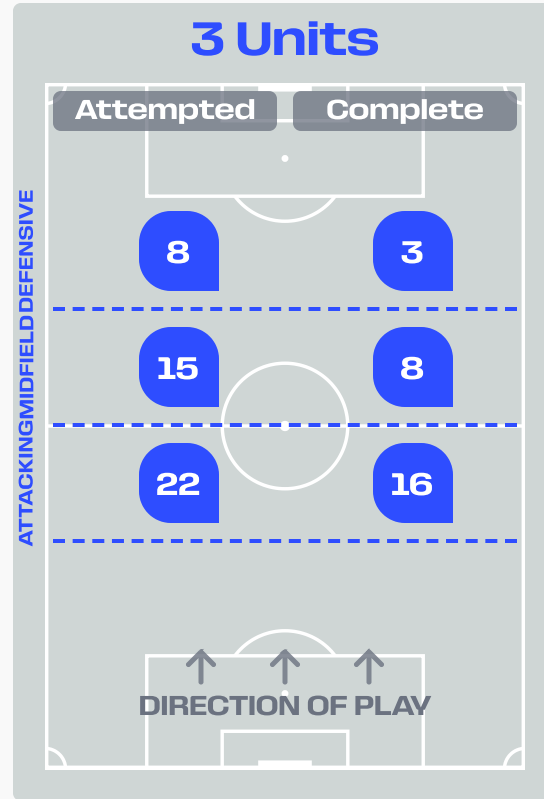
**Brazil**

## Attempted Line Breaks

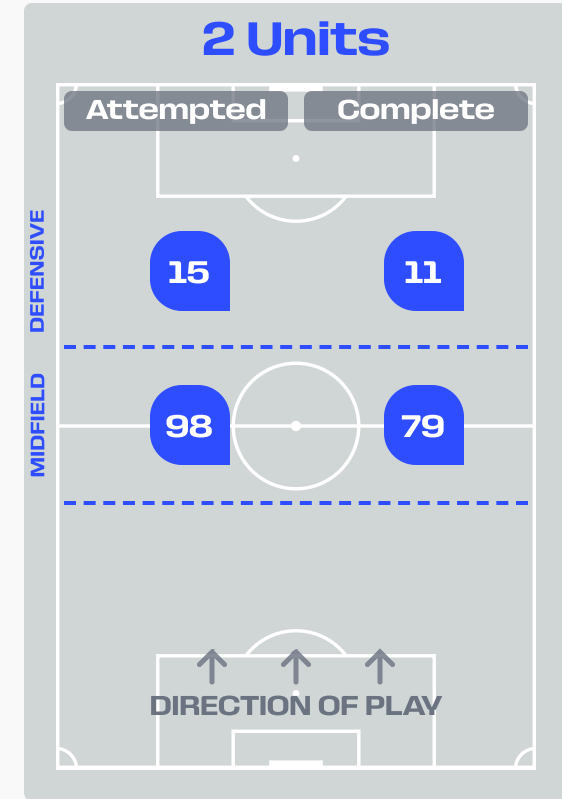
**160**



<b>Attempted Line Breaks</b>	<b>2</b>
Inside Shape	1
Outside Shape	1



<b>Attempted Line Breaks</b>	<b>45</b>
Inside Shape	22
Outside Shape	23



<b>Attempted Line Breaks</b>	<b>113</b>
Inside Shape	50
Outside Shape	63

# Line Breaks

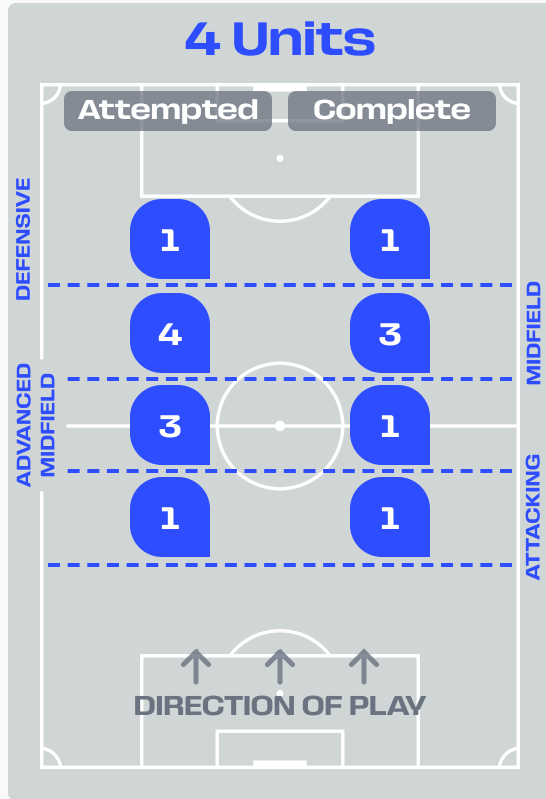


Attempted Line Breaks  
**105**

25 Attempted  
20 Complete

35 Attempted  
31 Complete

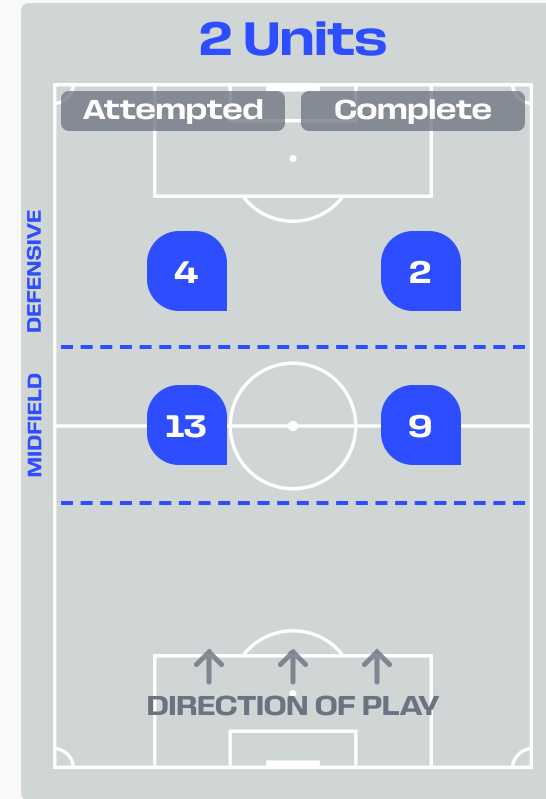
45 Attempted  
21 Complete



**Attempted Line Breaks 9**  
Inside Shape 3  
Outside Shape 6



**Attempted Line Breaks 79**  
Inside Shape 45  
Outside Shape 34



**Attempted Line Breaks 17**  
Inside Shape 10  
Outside Shape 7

## Line Breaks



					4 Units				3 Units			2 Units		Direction			Distribution Type		
#	Player	Line Breaks Attempted	Line Breaks Completed	Line Break Completion %	Attacking Line	Attacking Midfield Line	Midfield Line	Defensive Line	Attacking Line	Midfield Line	Defensive Line	Midfield Line	Defensive Line	Through	Around	Over	Pass	Cross	Ball Progression
1	ALISSON	8	2	25%	0	0	1	0	4	1	0	2	0	0	0	8	8	0	0
3	GABRIEL MAGALHAES	26	23	88%	0	0	0	0	5	1	0	19	1	5	15	6	26	0	0
4	MARQUINHOS	20	17	85%	0	0	1	0	1	1	0	17	0	0	13	7	19	1	0
5	CASEMIRO	13	9	69%	0	0	0	0	3	1	3	6	0	5	0	8	13	0	0
7	VINICIUS JUNIOR	12	9	75%	0	0	0	0	0	1	1	6	4	3	6	3	7	2	3
8	BRUNO GUIMARAES	13	8	62%	0	0	0	0	0	1	0	10	2	4	4	5	12	1	0
9	MATHEUS CUNHA	5	5	100%	0	0	0	0	0	1	0	3	1	1	4	0	4	0	1
13	DANILO	16	14	88%	0	0	0	0	3	2	0	11	0	2	11	3	15	0	1
16	DOUGLAS SANTOS	12	9	75%	0	0	0	0	4	4	0	2	2	1	8	3	12	0	0
20	LUCAS PAQUETA	15	11	73%	0	0	0	0	0	0	1	13	1	3	8	4	14	1	0
26	RAYAN	10	5	50%	0	0	0	0	0	2	0	6	2	1	1	8	3	6	1
17	FABINHO	0	0	0%	0	0	0	0	0	0	0	0	0	0	0	0	0	0	0
18	DANILO SANTOS	1	0	0%	0	0	0	0	1	0	0	0	0	0	1	0	1	0	0
19	ENDRICK	5	2	40%	0	0	0	0	0	0	3	1	1	3	1	1	4	0	1
22	GABRIEL MARTINELLI	4	4	100%	0	0	0	0	1	0	0	2	1	1	2	1	4	0	0

## Line Breaks



					4 Units				3 Units			2 Units		Direction			Distribution Type		
#	Player	Line Breaks Attempted	Line Breaks Completed	Line Break Completion %	Attacking Line	Attacking Midfield Line	Midfield Line	Defensive Line	Attacking Line	Midfield Line	Defensive Line	Midfield Line	Defensive Line	Through	Around	Over	Pass	Cross	Ball Progression
1	Zion SUZUKI	20	11	55%	0	1	1	1	6	9	0	2	0	5	0	15	20	0	0
3	Shogo TANIGUCHI	8	6	75%	0	0	1	0	3	2	1	1	0	4	1	3	8	0	0
10	Ritsu DOAN	5	4	80%	0	0	0	0	1	1	2	1	0	0	4	1	4	0	1
11	Daizen MAEDA	2	2	100%	0	0	1	0	0	1	0	0	0	2	0	0	2	0	0
13	Keito NAKAMURA	3	3	100%	0	0	0	0	1	1	0	0	1	0	1	2	3	0	0
14	Junya ITO	5	1	20%	0	0	0	0	0	2	2	0	1	0	1	4	4	1	0
15	Daichi KAMADA	9	9	100%	0	0	1	0	2	4	0	2	0	3	5	1	9	0	0
18	Ayase UEDA	1	0	0%	0	0	0	0	0	1	0	0	0	1	0	0	1	0	0
21	Hiroki ITO	19	14	74%	1	1	0	0	5	6	5	0	1	2	10	7	18	1	0
22	Takehiro TOMIYASU	16	11	69%	0	0	0	0	5	5	1	5	0	3	6	7	16	0	0
24	Kaishu SANO	7	6	86%	0	0	0	0	3	3	0	1	0	2	4	1	7	0	0
2	Yukinari SUGAWARA	2	1	50%	0	0	0	0	0	2	0	0	0	0	1	1	2	0	0
6	Shuto MACHINO	2	1	50%	0	0	0	0	1	0	0	1	0	0	0	2	2	0	0
7	Ao TANAKA	3	2	67%	0	0	0	0	1	2	0	0	0	2	0	1	3	0	0
19	Koki OGAWA	0	0	0%	0	0	0	0	0	0	0	0	0	0	0	0	0	0	0
25	Junnosuke SUZUKI	3	1	33%	0	1	0	0	1	0	0	0	1	1	2	0	2	1	0

# Passing Networks



#	Passes From ↓ to →	ALISSON	GABRIEL MAGALHAES	MARQUINHOS	CASEMIRO	VINICIUS JUNIOR	BRUNO GUIMARAES	MATHEUS CUNHA	DANILO	DOUGLAS SANTOS	LUCAS PAQUETA	RAYAN	FABINHO	DANILO SANTOS	ENDRICK	GABRIEL MARTINELLI
1	ALISSON		5	6	2	0	1	0	1	1	0	0	0	0	0	0
3	GABRIEL MAGALHAES	10		27	25	13	11	2	0	24	15	1	0	0	0	3
4	MARQUINHOS	3	46		6	0	2	0	28	2	4	13	1	0	0	3
5	CASEMIRO	2	14	23		1	1	3	11	7	2	2	0	0	0	1
7	VINICIUS JUNIOR	0	8	2	2		6	2	3	4	5	0	0	0	1	2
8	BRUNO GUIMARAES	0	8	6	5	6		3	8	3	1	2	0	0	1	1
9	MATHEUS CUNHA	0	1	1	1	3	1		1	2	2	5	0	0	0	0
13	DANILO	1	4	25	5	0	14	1		0	1	12	0	0	2	1
16	DOUGLAS SANTOS	1	22	1	12	15	2	2	0		5	0	0	0	0	3
20	LUCAS PAQUETA	2	2	7	3	8	2	2	2	7		0	0	0	0	0
26	RAYAN	0	1	1	1	2	6	3	12	1	0		0	0	1	0
17	FABINHO	0	0	0	0	0	0	0	0	1	0	0		0	0	0
18	DANILO SANTOS	0	0	0	0	0	0	0	0	0	0	0	0		0	0
19	ENDRICK	0	0	0	0	1	0	1	0	2	0	0	0	0		0
22	GABRIEL MARTINELLI	0	4	0	1	2	0	0	1	4	0	0	0	0	1	

Top 5 Player to Player Passers		
Player	Passed To	% of Total Team Passes
MARQUINHOS	GABRIEL MAGALHAES	73%
MARQUINHOS	DANILO	4.5%
GABRIEL MAGALHAES	MARQUINHOS	4.3%
GABRIEL MAGALHAES	CASEMIRO	4%
DANILO	MARQUINHOS	4%

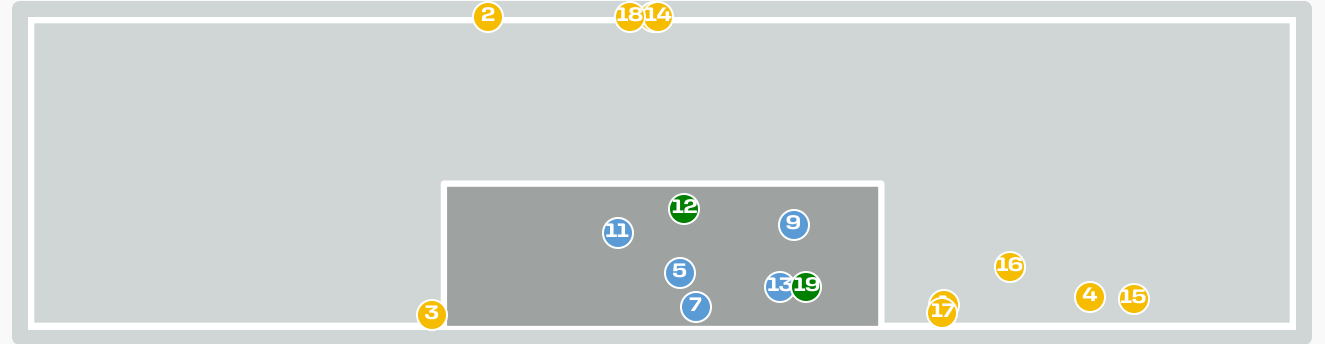
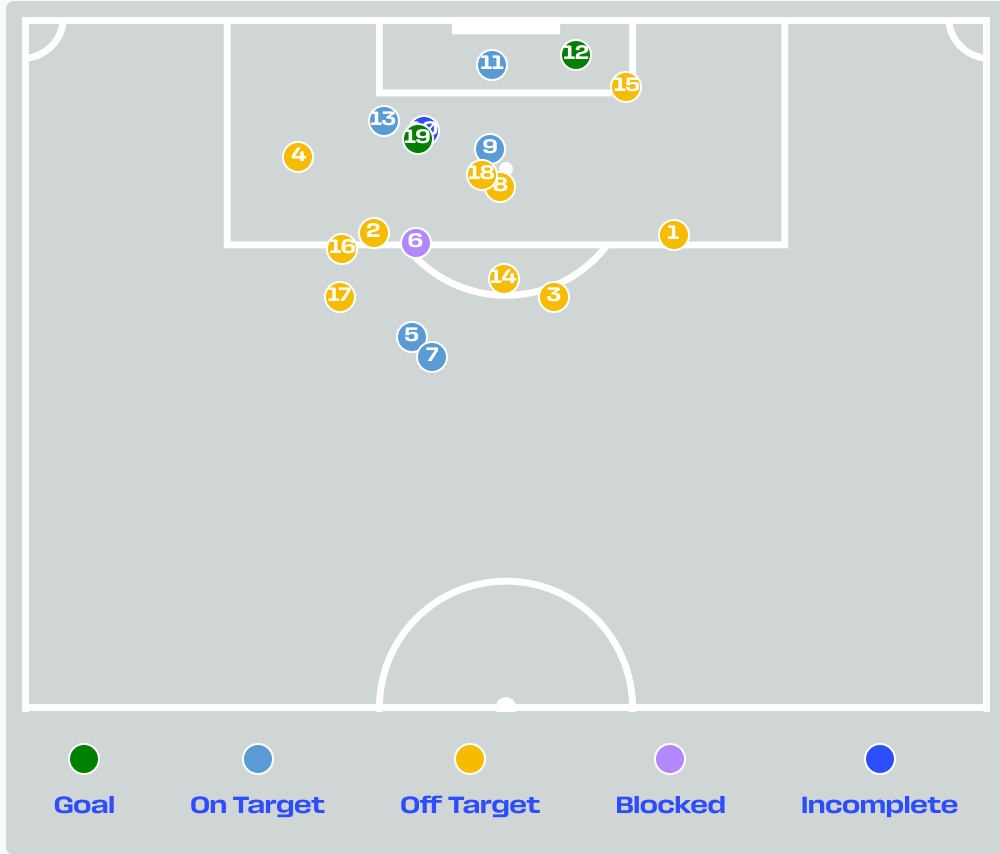







# Passing Networks

#	Passes From ↓ to →	Zion SUZUKI	Shogo TANIGUCHI	Ritsu DOAN	Daizen MAEDA	Keito NAKAMURA	Junya ITO	Daichi KAMADA	Ayase UEDA	Hiroki ITO	Takehiro TOMIYASU	Kaishu SANO	Yukinari SUGAWARA	Shuto MACHINO	Ao TANAKA	Koki OGAWA	Junnosuke SUZUKI
1	Zion SUZUKI		6	0	2	1	0	1	3	4	3	4	1	2	0	0	1
3	Shogo TANIGUCHI	14		0	2	0	2	5	0	8	7	4	0	0	1	0	0
10	Ritsu DOAN	0	0		1	0	5	1	1	0	4	1	0	0	0	0	0
11	Daizen MAEDA	0	0	0		4	2	3	1	1	0	0	0	1	0	0	1
13	Keito NAKAMURA	0	1	0	2		3	7	1	4	0	0	0	0	0	0	0
14	Junya ITO	2	0	4	0	2		0	1	0	2	5	0	0	0	0	0
15	Daichi KAMADA	1	7	2	2	2	2		0	10	2	4	0	0	0	0	1
18	Ayase UEDA	0	0	1	0	1	1	0		0	0	0	1	0	0	0	0
21	Hiroki ITO	4	3	0	1	7	1	5	1		2	1	0	0	0	0	2
22	Takehiro TOMIYASU	1	6	3	0	0	3	3	3	0		5	0	0	0	0	0
24	Kaishu SANO	0	5	4	1	2	2	3	1	1	8		0	1	0	0	0
2	Yukinari SUGAWARA	1	0	0	1	0	0	0	0	0	0	1		0	0	0	0
6	Shuto MACHINO	0	0	0	0	0	0	0	1	0	0	0	2		0	0	0
7	Ao TANAKA	0	1	0	0	0	0	0	1	3	0	0	0	1		0	0
19	Koki OGAWA	0	0	0	0	0	0	0	0	0	0	0	0	0	0		0
25	Junnosuke SUZUKI	0	0	0	1	0	0	0	0	1	0	0	0	0	1	0	

Top 5 Player to Player Passers		
Player	Passed To	% of Total Team Passes
Shogo TANIGUCHI	Zion SUZUKI	5.3%
Daichi KAMADA	Hiroki ITO	3.8%
Shogo TANIGUCHI	Hiroki ITO	3.1%
Kaishu SANO	Takehiro TOMIYASU	3.1%
Shogo TANIGUCHI	Takehiro TOMIYASU	2.7%

# Attempts at Goal



Key	Outcome	Shots
	Goals	2
	On Target	5
	Off Target	10
	Blocked	1
	Incomplete	1



# Attempts at Goal


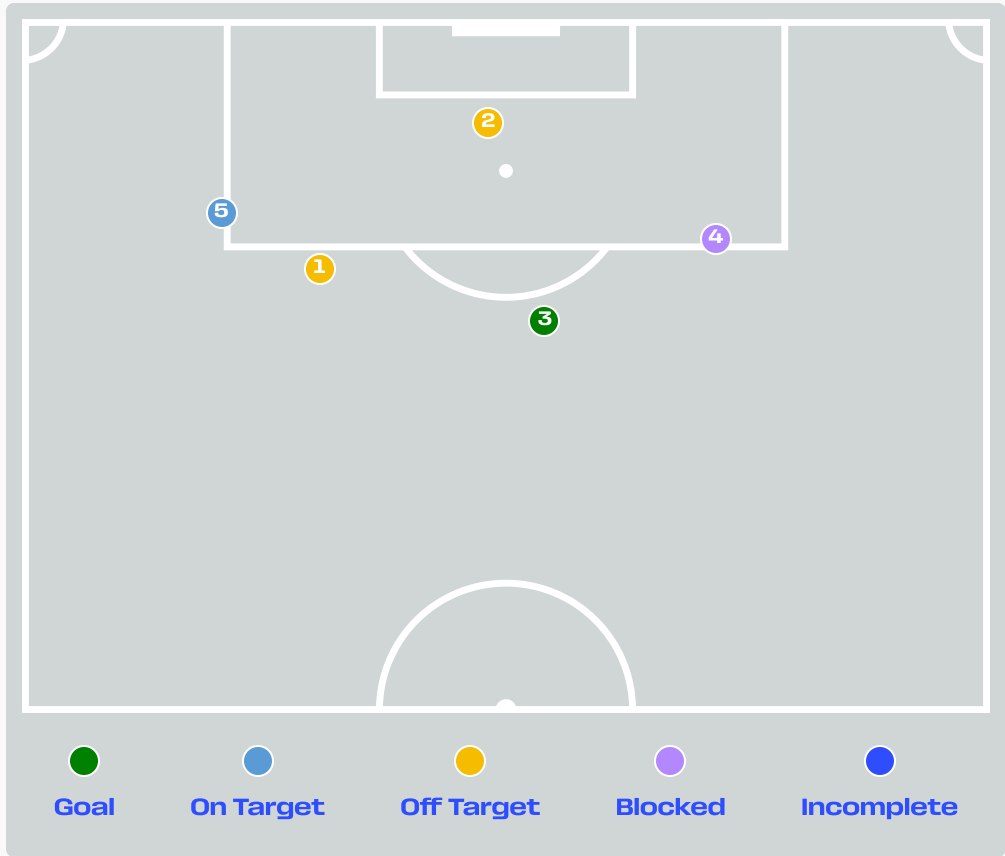
Time	Player	Outcome	Body Part	Delivery Type
1	8 BRUNO GUIMARAES	Deflected Off Target - Defensive Event	Left Foot	Other
9	8 BRUNO GUIMARAES	Deflected Off Target - Defensive Event	Left Foot	Pass
13	9 MATHEUS CUNHA	Off Target - Saved	Left Foot	Pass
13	8 BRUNO GUIMARAES	Off Target	Right Foot	Pass
33	7 VINICIUS JUNIOR	On Target - Saved	Right Foot	Pass
34	20 LUCAS PAQUETA	Incomplete - Blocked	Left Foot	Pass
37	9 MATHEUS CUNHA	On Target - Saved	Right Foot	Pass
45	20 LUCAS PAQUETA	Off Target	Head	Pass
51	8 BRUNO GUIMARAES	On Target - Saved	Head	Pass
52	19 ENDRICK	Incomplete - Player On Ball Error	Left Foot	Cross
53	5 CASEMIRO	On Target - Goal Prevented	Head	Pass
55	5 CASEMIRO	On Target - Goal	Head	Pass
57	7 VINICIUS JUNIOR	On Target - Saved	Right Foot	Ball Progression
57	9 MATHEUS CUNHA	Off Target	Right Foot	Loose Ball
73	26 RAYAN	Deflected Off Target - Defensive Event	Head	Pass
76	22 GABRIEL MARTINELLI	Off Target	Right Foot	Loose Ball
88	7 VINICIUS JUNIOR	Deflected Off Target - Defensive Event	Right Foot	Pass






# Attempts at Goal



Time	Player	Outcome	Body Part	Delivery Type
93	17 FABINHO	Off Target	Head	Corner
95	22 GABRIEL MARTINELLI	On Target - Goal	Right Foot	Pass

# Attempts at Goal

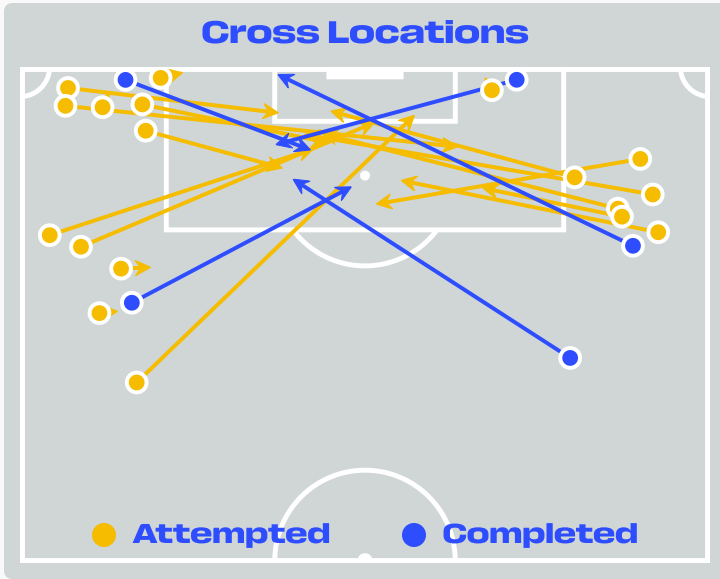


Key	Outcome	Shots
	Goals	1
	On Target	1
	Off Target	2
	Blocked	1
	Incomplete	0

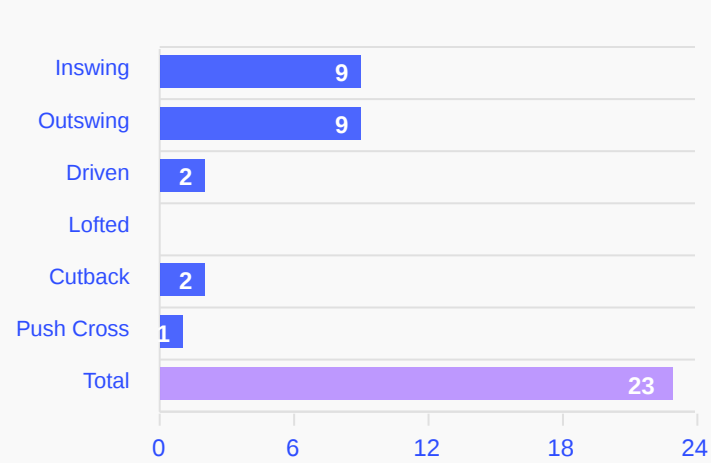
# Attempts at Goal

Time	Player	Outcome	Body Part	Delivery Type
15	15 Daichi KAMADA	Deflected Off Target - Defensive Event	Right Foot	Freekick
27	18 Ayase UEDA	Off Target	Head	Corner
28	24 Kaishu SANO	On Target - Goal	Right Foot	Ball Progression
44	14 Junya ITO	Incomplete - Blocked	Left Foot	Pass
63	18 Ayase UEDA	Deflected On Target - Saved	Right Foot	Pass

# Crosses (Open Play)



### Delivery Type



Attempted

**23**

Completed

**5**

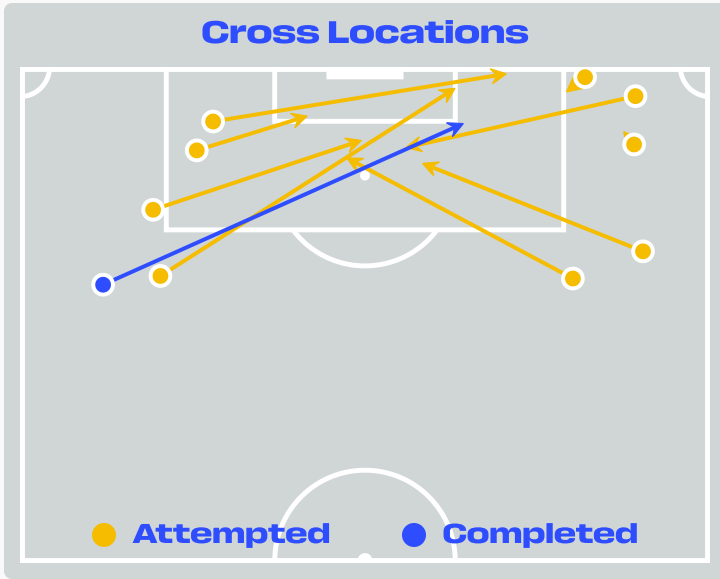
Most Crosses Attempted

**6**

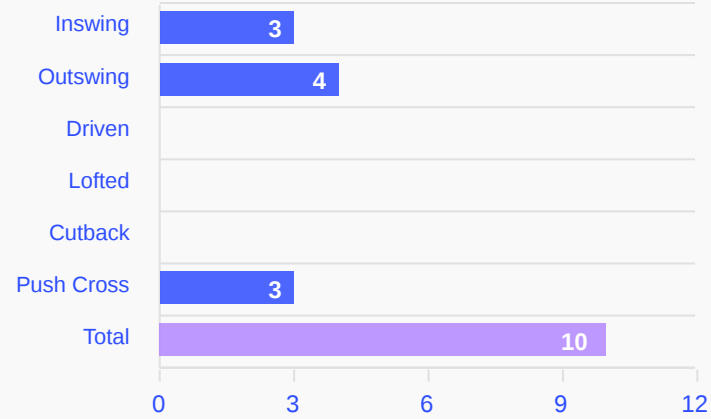
**VINICIUS JUNIOR**  
LEFT WINGER

#	Player	Inswing	Outswing	Driven	Lofted	Cutback	Push Cross	Total Attempted
1	ALISSON	0	0	0	0	0	0	0
3	GABRIEL MAGALHAES	0	0	0	0	0	0	0
4	MARQUINHOS	0	1	0	0	0	0	1
5	CASEMIRO	0	0	0	0	0	0	0
7	VINICIUS JUNIOR	4	1	0	0	1	0	6
8	BRUNO GUIMARAES	0	0	0	0	0	0	0
9	MATHEUS CUNHA	0	0	0	0	0	0	0
13	DANILO	0	2	0	0	0	0	2
16	DOUGLAS SANTOS	0	4	1	0	0	0	5
20	LUCAS PAQUETA	0	1	1	0	0	0	2
26	RAYAN	5	0	0	0	0	1	6
17	FABINHO	0	0	0	0	0	0	0
18	DANILO SANTOS	0	0	0	0	0	0	0
19	ENDRICK	0	0	0	0	1	0	1
22	GABRIEL MARTINELLI	0	0	0	0	0	0	0

# Crosses (Open Play)



### Delivery Type



Attempted

10

Completed

1

Most Crosses Attempted

3

**Keito NAKAMURA**  
LEFT MIDFIELD

#	Player	Inswing	Outswing	Driven	Lofted	Cutback	Push Cross	Total Attempted
1	Zion SUZUKI	0	0	0	0	0	0	0
3	Shogo TANIGUCHI	0	0	0	0	0	0	0
10	Ritsu DOAN	0	0	0	0	0	0	0
11	Daizen MAEDA	0	1	0	0	0	0	1
13	Keito NAKAMURA	2	0	0	0	0	1	3
14	Junya ITO	0	1	0	0	0	0	1
15	Daichi KAMADA	0	0	0	0	0	0	0
18	Ayase UEDA	0	0	0	0	0	0	0
21	Hiroki ITO	0	2	0	0	0	0	2
22	Takehiro TOMIYASU	0	0	0	0	0	0	0
24	Kaishu SANO	0	0	0	0	0	0	0
2	Yukinari SUGAWARA	0	0	0	0	0	1	1
6	Shuto MACHINO	1	0	0	0	0	0	1
7	Ao TANAKA	0	0	0	0	0	0	0
19	Koki OGAWA	0	0	0	0	0	0	0
25	Junnosuke SUZUKI	0	0	0	0	0	1	1



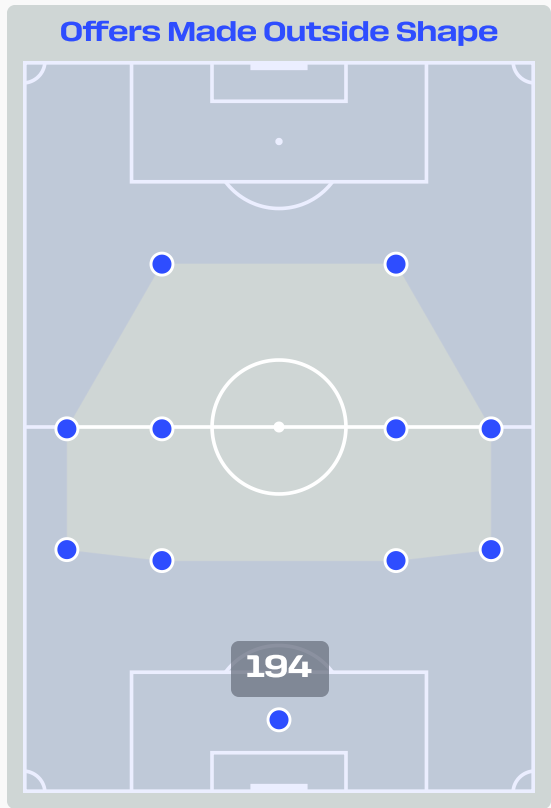
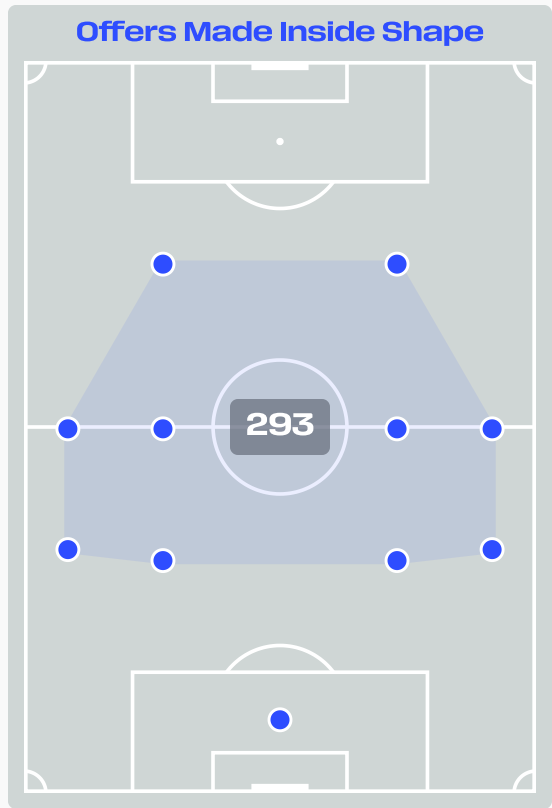
# Offering to Receive

**487**  
Total Offers Made

**170**  
Total Offers Received

**Most Offers**  
**99**  
**BRUNO GUIMARAES**  
RIGHT CENTRE MIDFIELD

**266**  
Offers Made in Final Third



**191**  
Offers Made in Middle Third

**30**  
Offers Made in Defensive Third

#	Player	Offers Made	Offers Received	% Made & Received
1	ALISSON	2	2	100%
3	GABRIEL MAGALHAES	10	6	60%
4	MARQUINHOS	15	6	40%
5	CASEMIRO	43	25	58.1%
7	VINICIUS JUNIOR	60	25	41.7%
8	BRUNO GUIMARAES	99	28	28.3%
9	MATHEUS CUNHA	62	11	17.7%
13	DANILO	73	33	45.2%
16	DOUGLAS SANTOS	16	5	31.2%
20	LUCAS PAQUETA	42	16	38.1%
26	RAYAN	14	1	7.1%
17	FABINHO	0	0	0%
18	DANILO SANTOS	0	0	0%
19	ENDRICK	21	3	14.3%
22	GABRIEL MARTINELLI	30	9	30%

# Offering to Receive

307

Total Offers Made

103

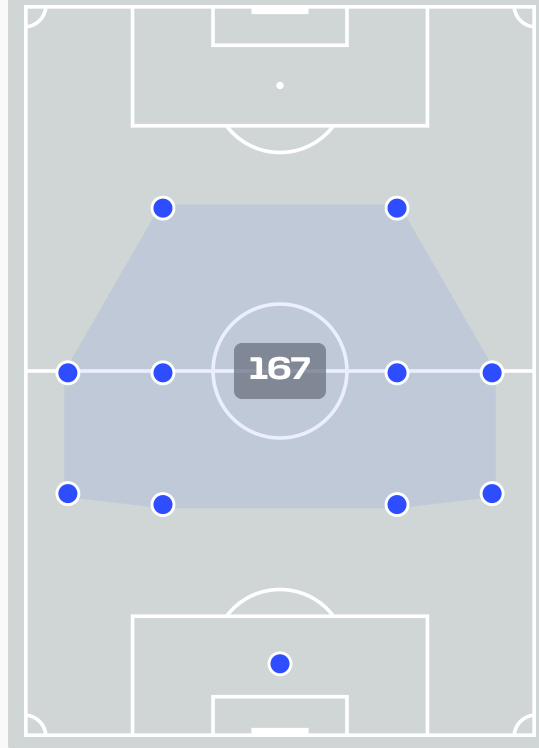
Total Offers Received

Most Offers

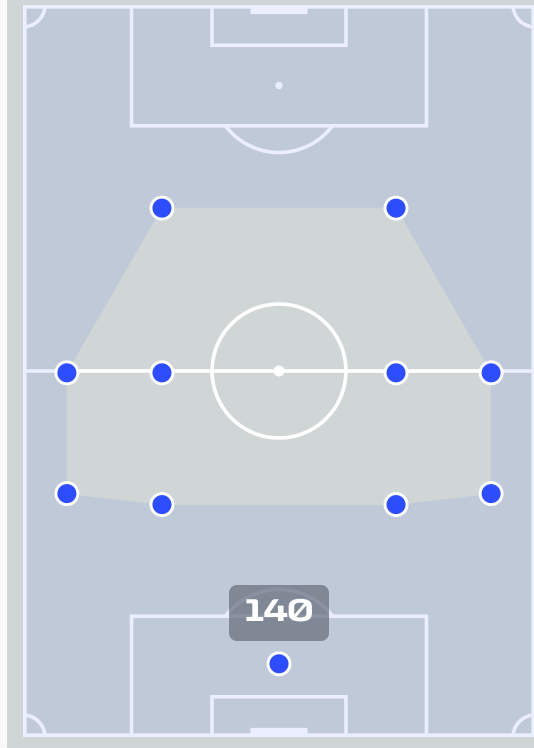
50

Daichi KAMADA  
LEFT CENTRE MIDFIELD

Offers Made Inside Shape



Offers Made Outside Shape



104

Offers Made in Final Third

129

Offers Made in Middle Third

74

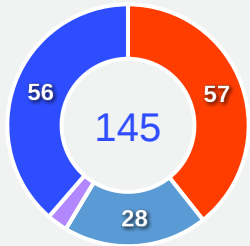
Offers Made in Defensive Third

#	Player	Offers Made	Offers Received	% Made & Received
1	Zion SUZUKI	7	5	71.4%
3	Shogo TANIGUCHI	17	7	41.2%
10	Ritsu DOAN	8	2	25%
11	Daizen MAEDA	27	8	29.6%
13	Keito NAKAMURA	41	15	36.6%
14	Junya ITO	49	16	32.7%
15	Daichi KAMADA	50	15	30%
18	Ayase UEDA	33	7	21.2%
21	Hiroki ITO	15	6	40%
22	Takehiro TOMIYASU	9	8	88.9%
24	Kaishu SANO	33	9	27.3%
2	Yukinari SUGAWARA	0	0	0%
6	Shuto MACHINO	7	1	14.3%
7	Ao TANAKA	7	2	28.6%
19	Koki OGAWA	0	0	0%
25	Junnosuke SUZUKI	4	2	50%

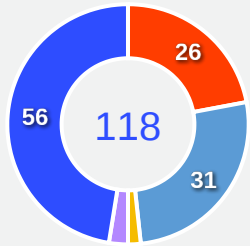
# Movement to Receive

## Movement Types by Phase

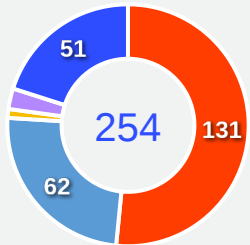
### Final Third Phase



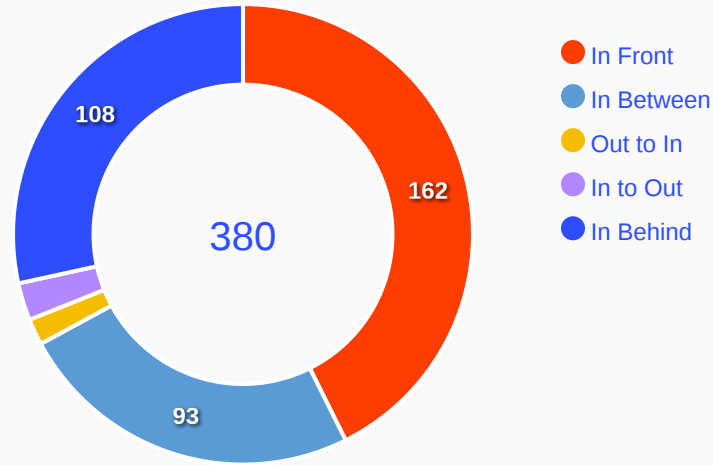
### Progression Phase



### Build Up Phase



## All Movement Types

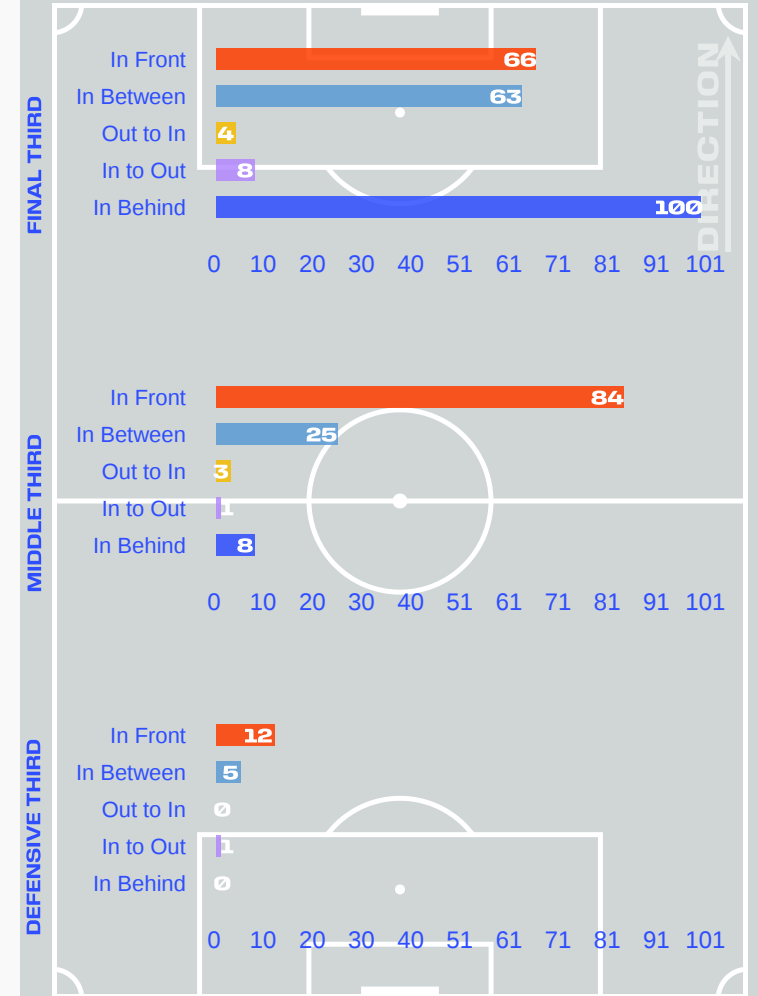


- In Front
- In Between
- Out to In
- In to Out
- In Behind

## Top Ranked Players

Type	Player	Movements
In Front	8 BRUNO GUIMARAES	54
In Between	8 BRUNO GUIMARAES	26
Out to In	7 VINICIUS JUNIOR	4
In to Out	7 VINICIUS JUNIOR	4
In Behind	7 VINICIUS JUNIOR	16

## Movement Types Pitch Third

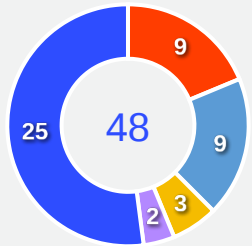




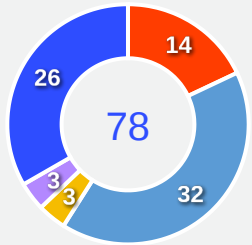
# Movement to Receive

## Movement Types by Phase

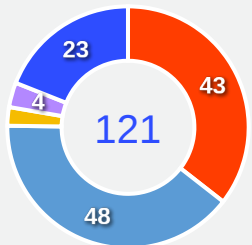
### Final Third Phase



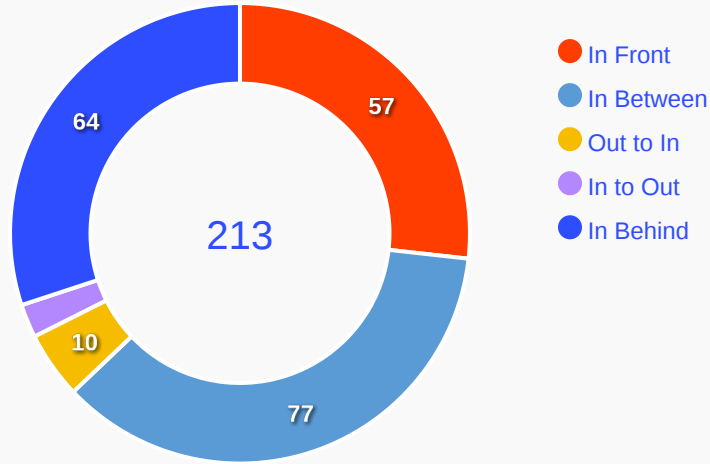
### Progression Phase



### Build Up Phase



## All Movement Types

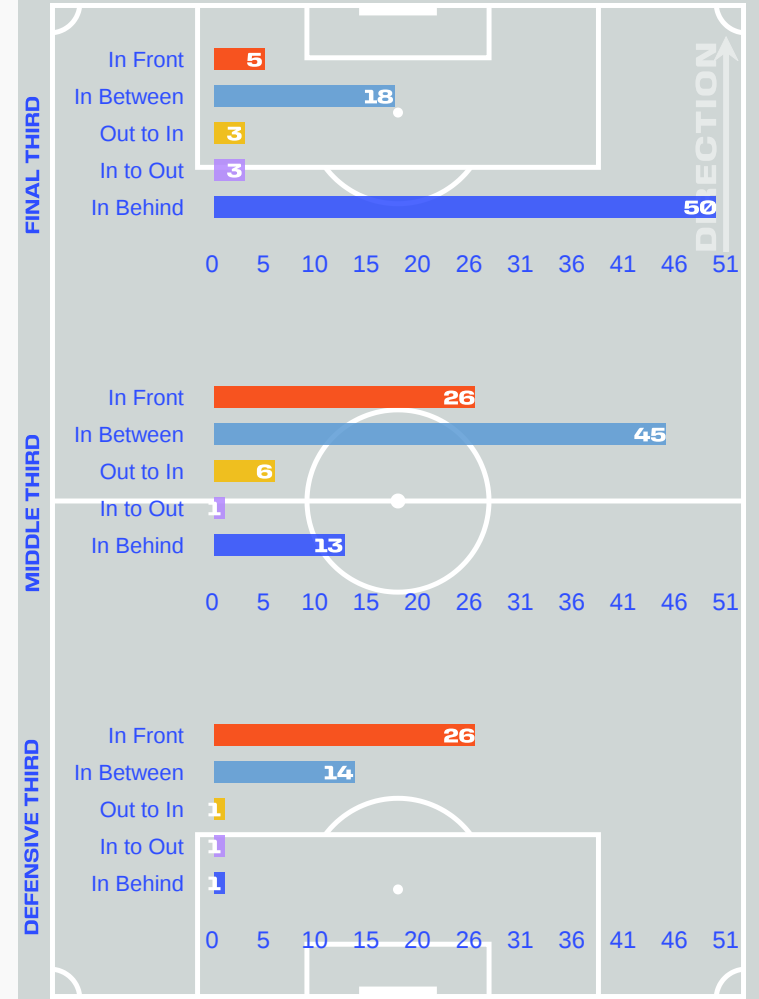


- In Front
- In Between
- Out to In
- In to Out
- In Behind

## Top Ranked Players

Type	Player	Movements
In Front	15 Daichi KAMADA	20
In Between	14 Junya ITO	20
Out to In	14 Junya ITO	5
In to Out	14 Junya ITO	2
In Behind	18 Ayase UEDA	19

## Movement Types Pitch Third



# OUT OF POSSESSION



Brazil v Japan



# Defensive Actions

**40**

**Forced Turnovers**

**36**

**Possession Regained**

**4**

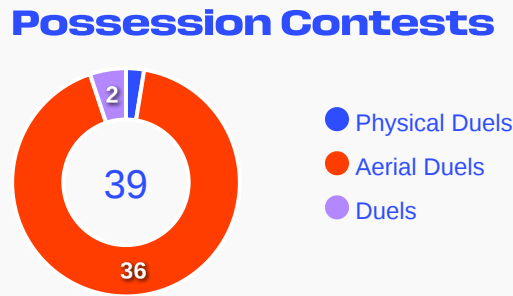
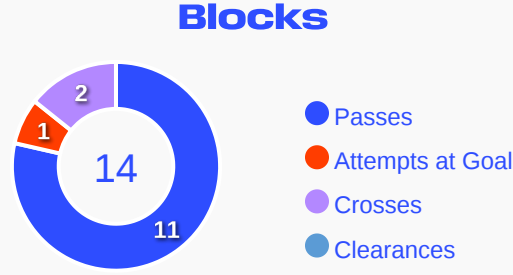
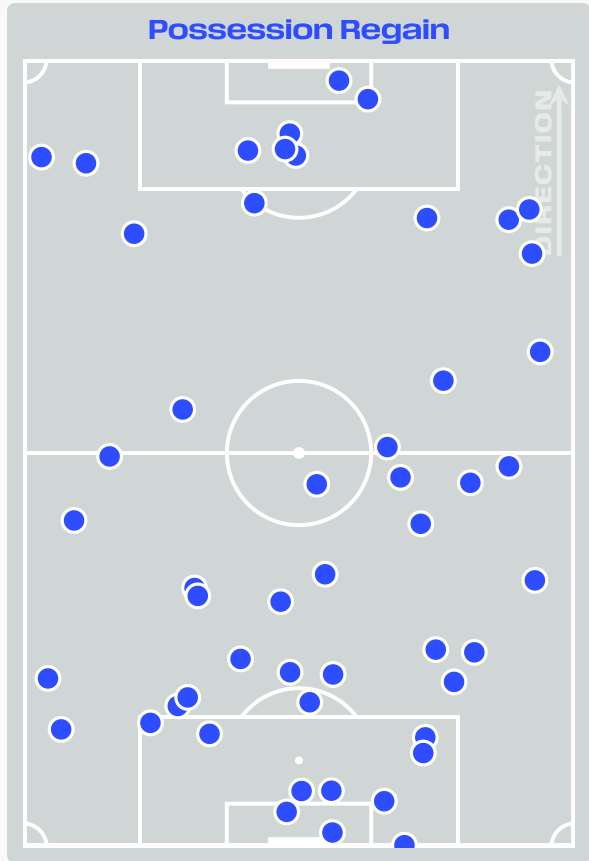
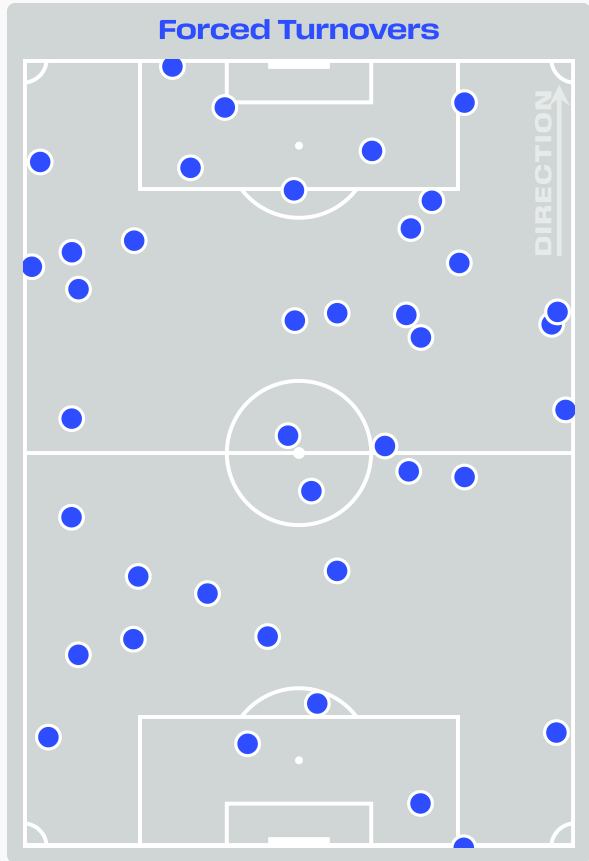
**Interceptions**

**23**

**Tackles**

**10.38**

**Possession Actions / Defensive Action**



### Most Possession Regains

7

**CASEMIRO**  
DEFENSIVE MIDFIELD CENTRE

#	Player	Total Possession Regains
1	ALISSON	5
3	GABRIEL MAGALHAES	1
4	MARQUINHOS	4
5	CASEMIRO	7
7	VINICIUS JUNIOR	3
8	BRUNO GUIMARAES	5
9	MATHEUS CUNHA	1
13	DANILO	2
16	DOUGLAS SANTOS	4
20	LUCAS PAQUETA	1
26	RAYAN	2
17	FABINHO	0
18	DANILO SANTOS	0
19	ENDRICK	0
22	GABRIEL MARTINELLI	1

# Defensive Actions

**34**

**Forced Turnovers**

**40**

**Possession Regained**

**6**

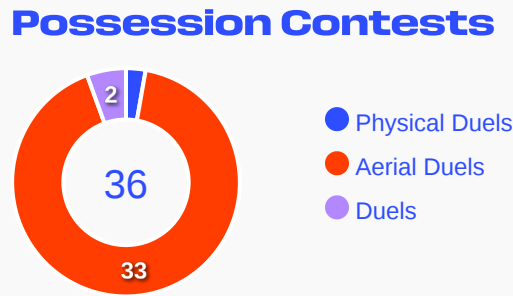
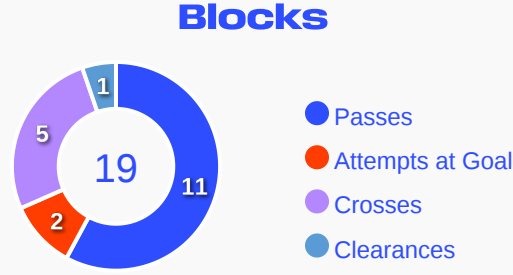
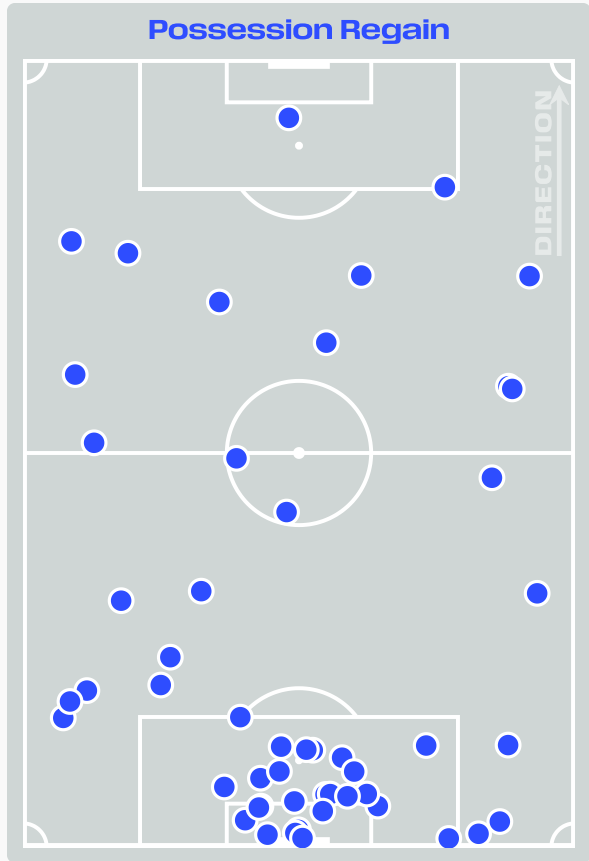
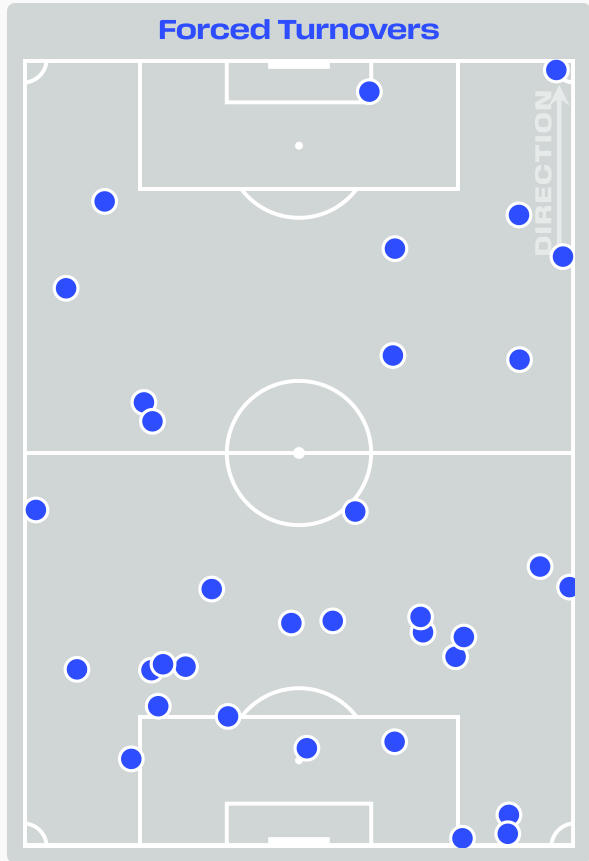
**Interceptions**

**22**

**Tackles**

**2.65**

**Possession Actions / Defensive Action**



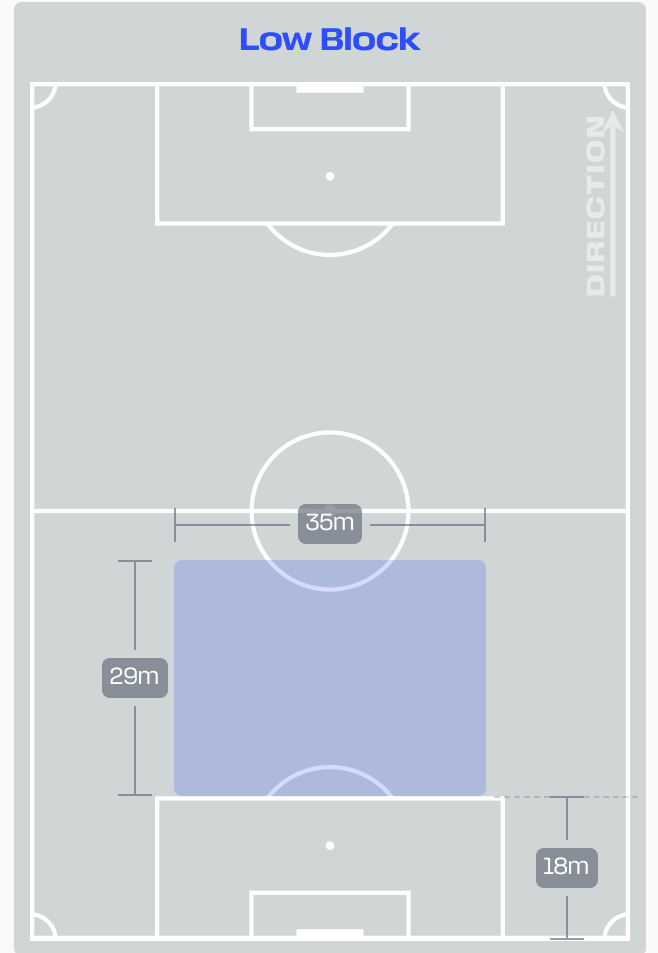
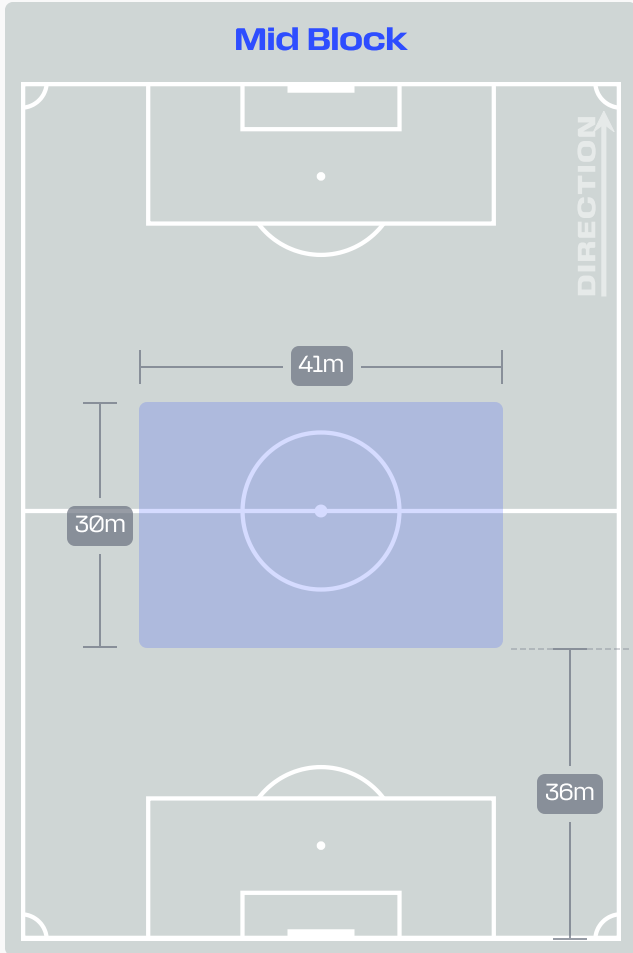
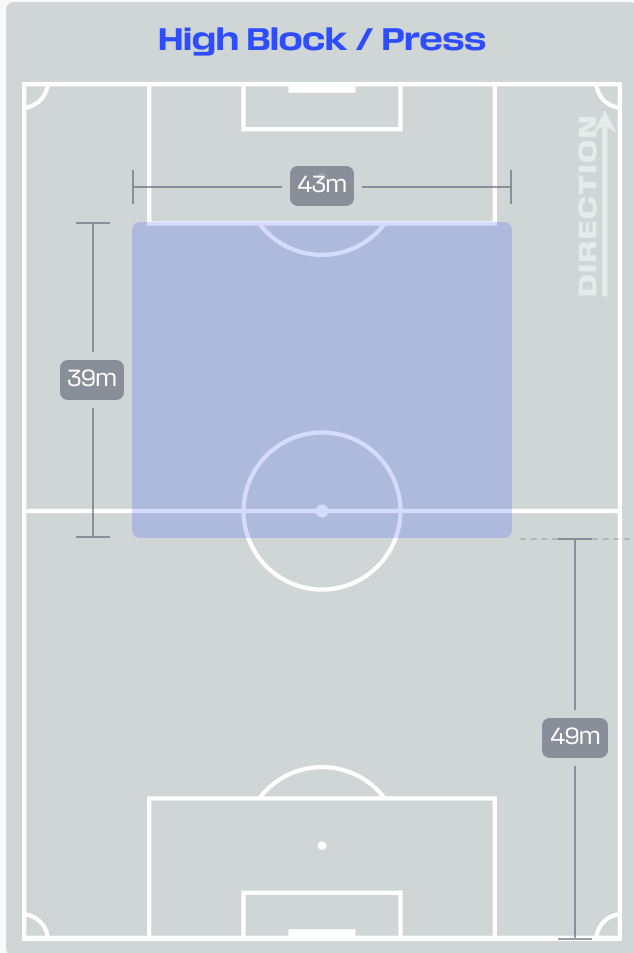
**Most Possession Regains**

**10**

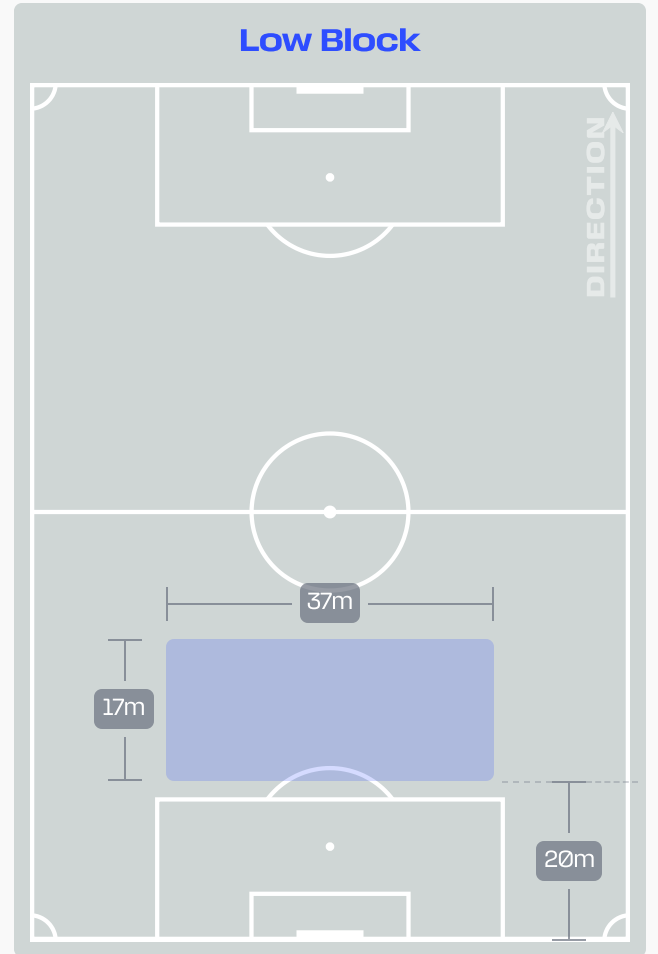
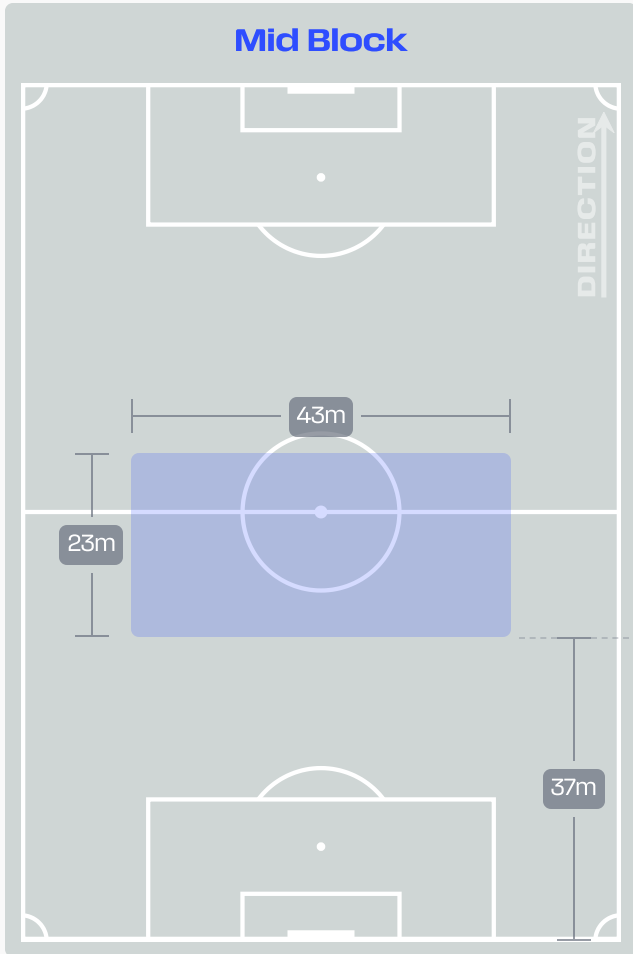
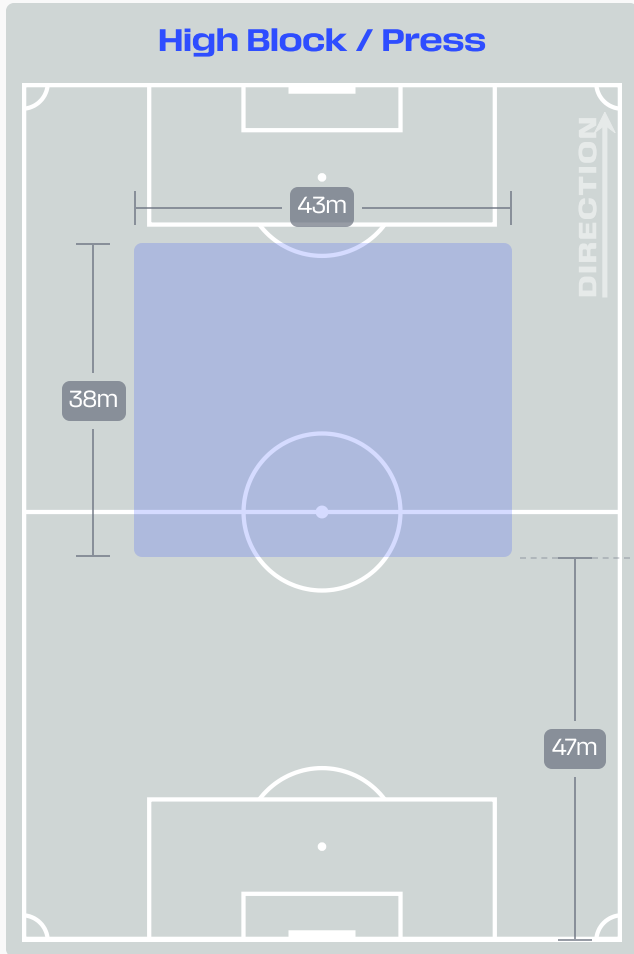
**Zion SUZUKI**  
GOALKEEPER

#	Player	Total Possession Regains
1	Zion SUZUKI	10
3	Shogo TANIGUCHI	5
10	Ritsu DOAN	3
11	Daizen MAEDA	3
13	Keito NAKAMURA	2
14	Junya ITO	1
15	Daichi KAMADA	0
18	Ayase UEDA	0
21	Hiroki ITO	4
22	Takehiro TOMIYASU	4
24	Kaishu SANO	3
2	Yukinari SUGAWARA	0
6	Shuto MACHINO	0
7	Ao TANAKA	3
19	Koki OGAWA	0
25	Junnosuke SUZUKI	2

# Defensive Line Height & Team Length



# Defensive Line Height & Team Length

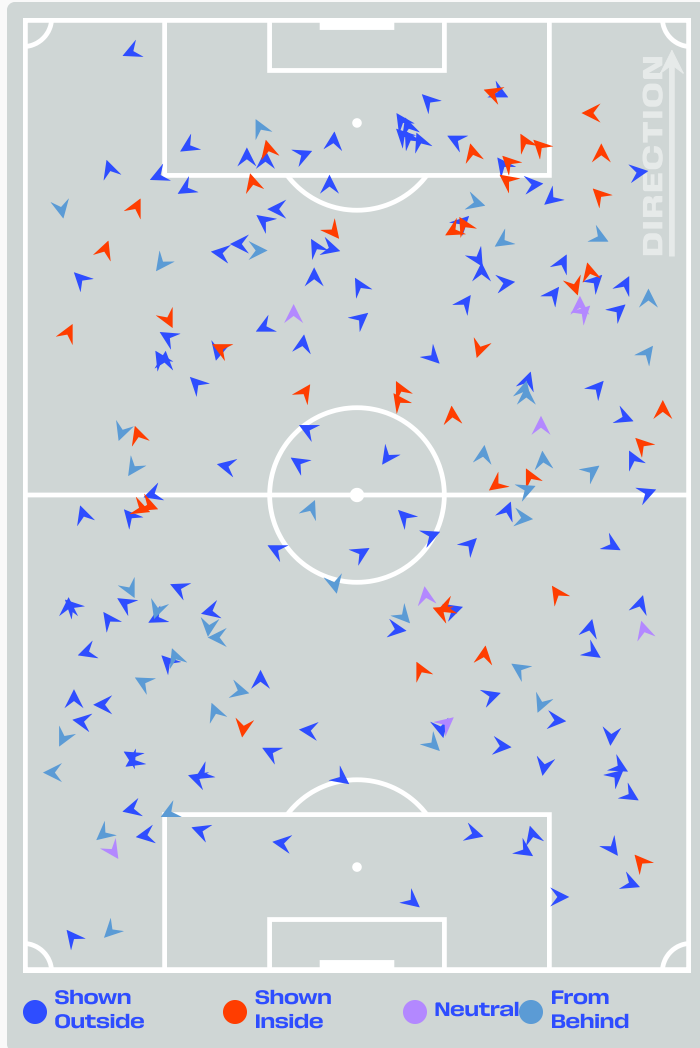


# Defensive Pressure



**Brazil**

**Japan**



200	Total Pressures	362
35	Direct Pressures	48
1.72s	Avg Pressure Duration	1.71s
40	Forced Turnovers	34
16.93s	Ball Recovery Time	25.97s
88	Pushing on into Pressing	201
178	Pushing on	374
40	Pressing Direction Inside	51
115	Pressing Direction Outside	233

**Most Direct Pressures**

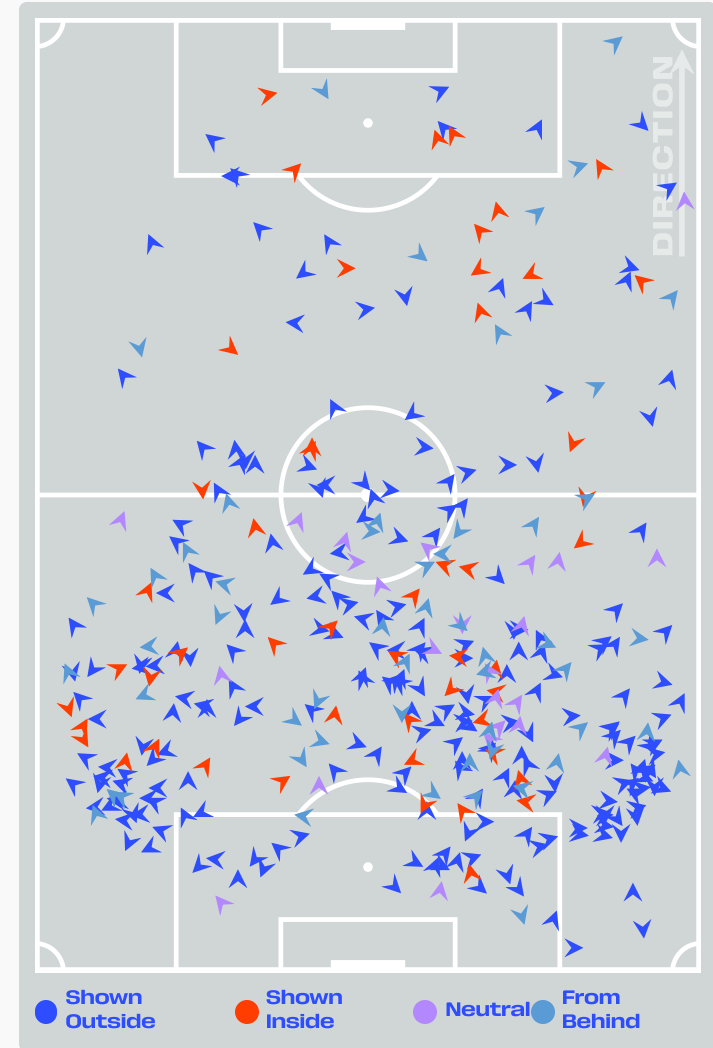
**7**

**MARQUINHOS**  
RIGHT CENTRE BACK

**Most Direct Pressures**

**10**

**Daizen MAEDA**  
LEFT WINGER



# GOALKEEPING



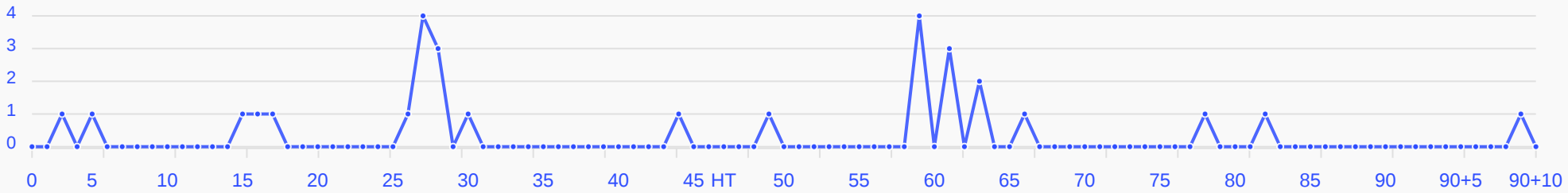
Brazil v Japan

# Goalkeeping Involvement



**Brazil**

### Brazil GK Involvement Timeline



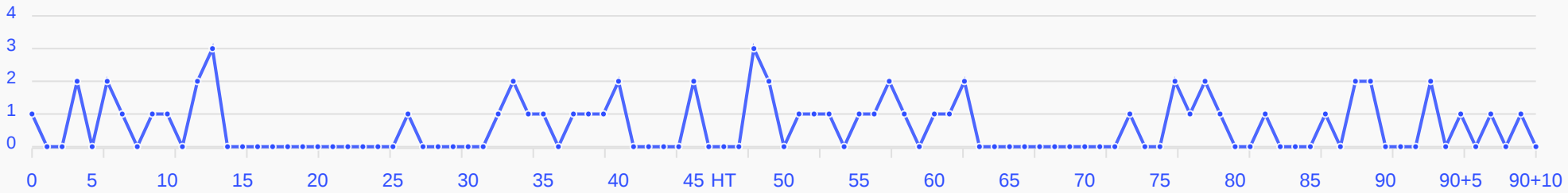
**31**

**Total Involvements**



**Japan**

### Japan GK Involvement Timeline


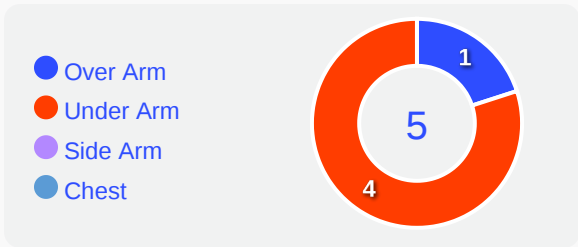
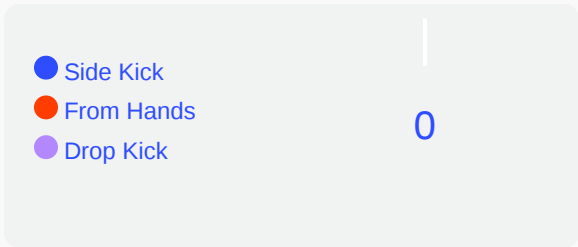
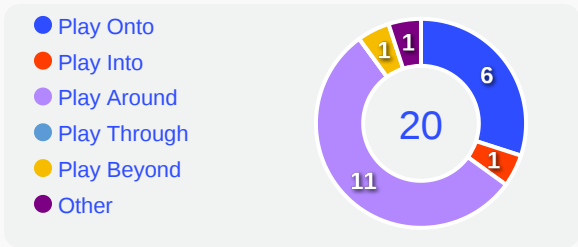
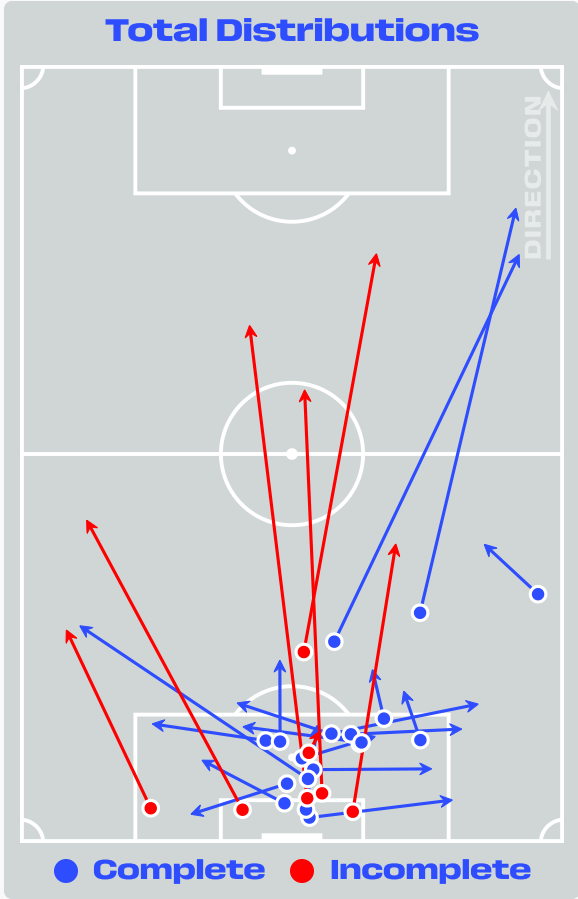
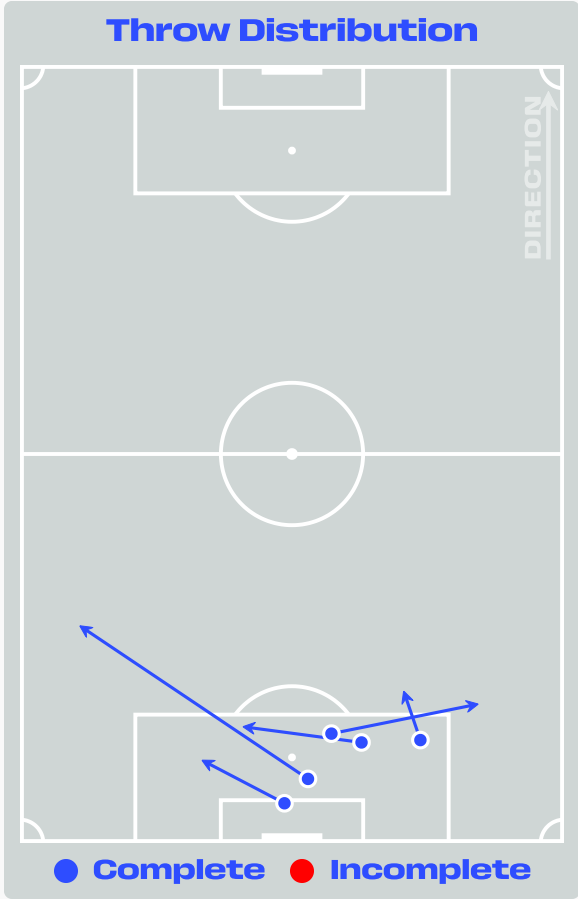
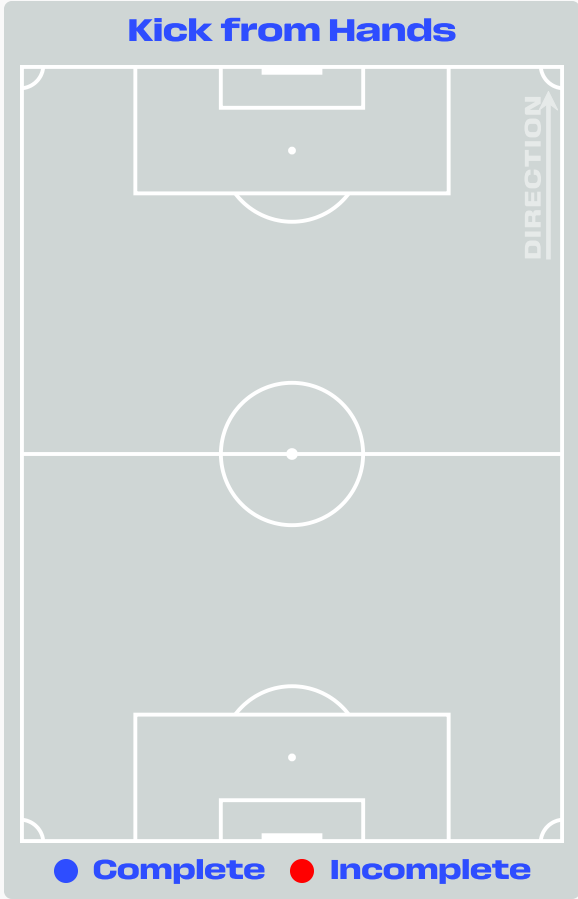
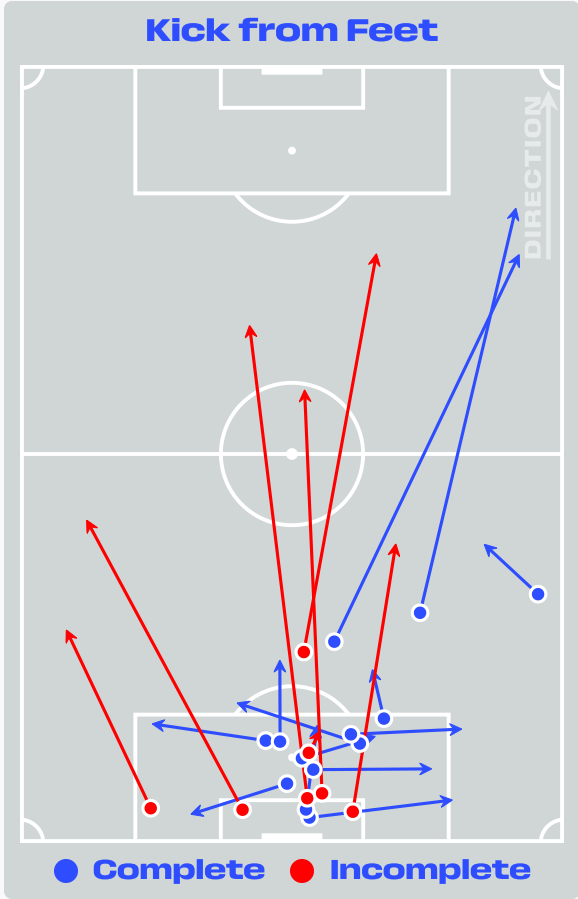


**64**

**Total Involvements**

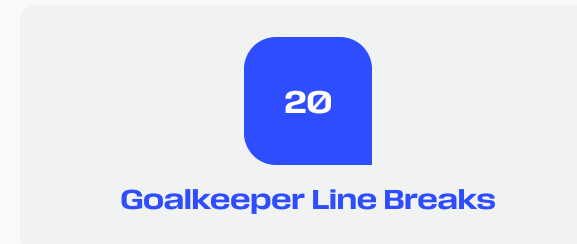
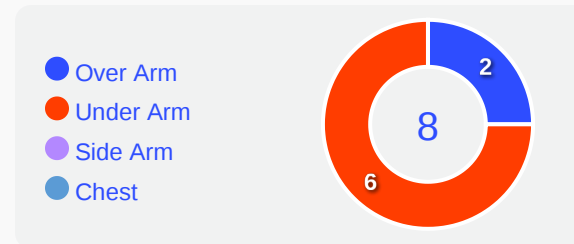

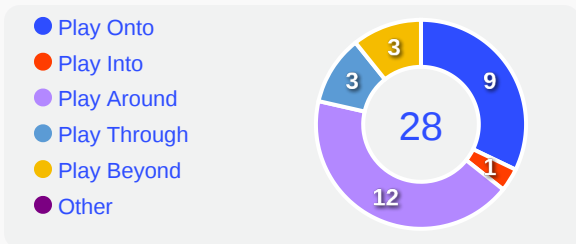
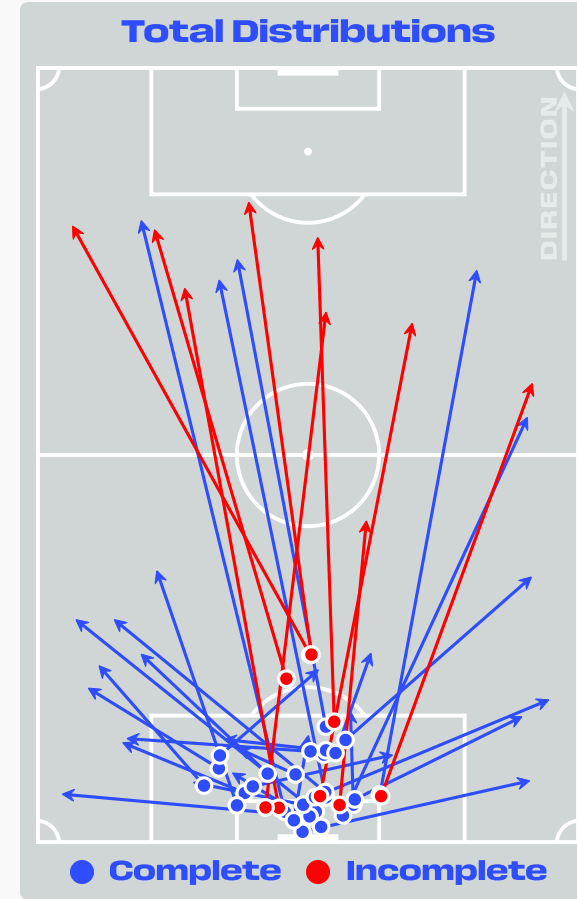
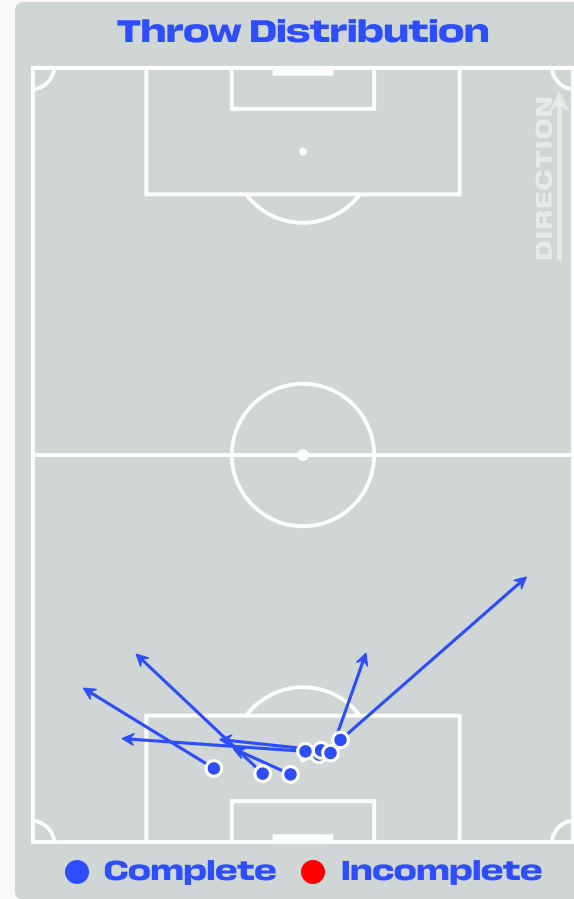
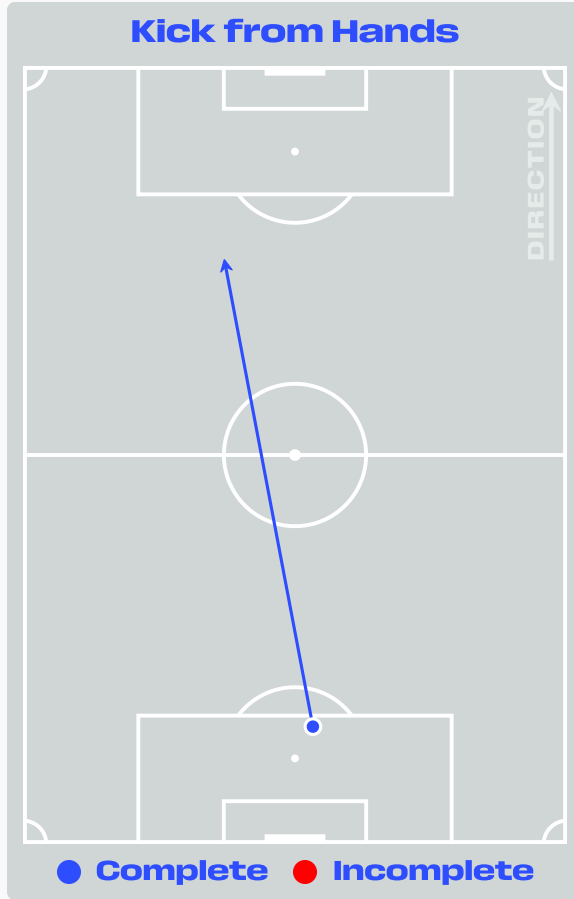
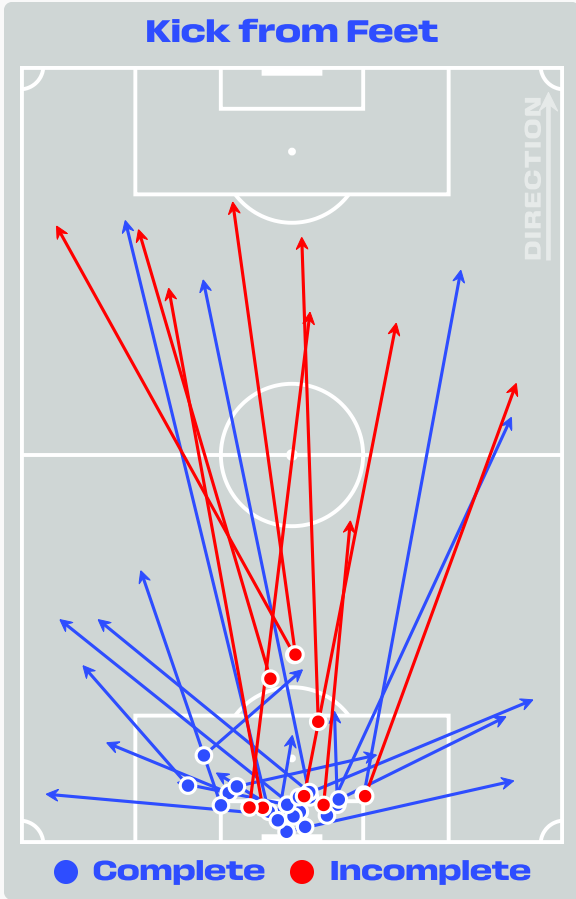


# Goalkeeping Distribution

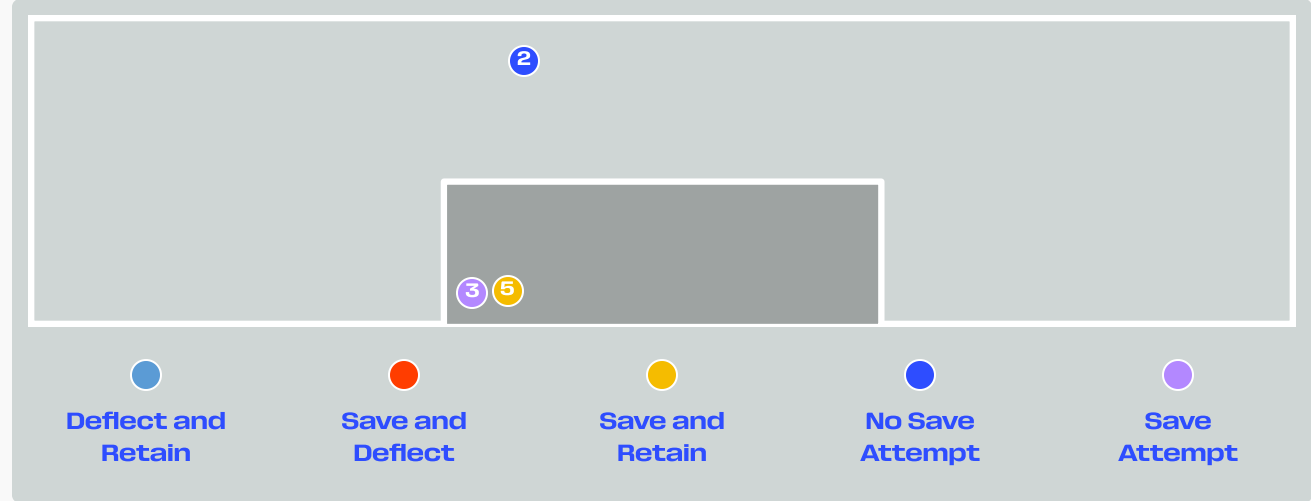
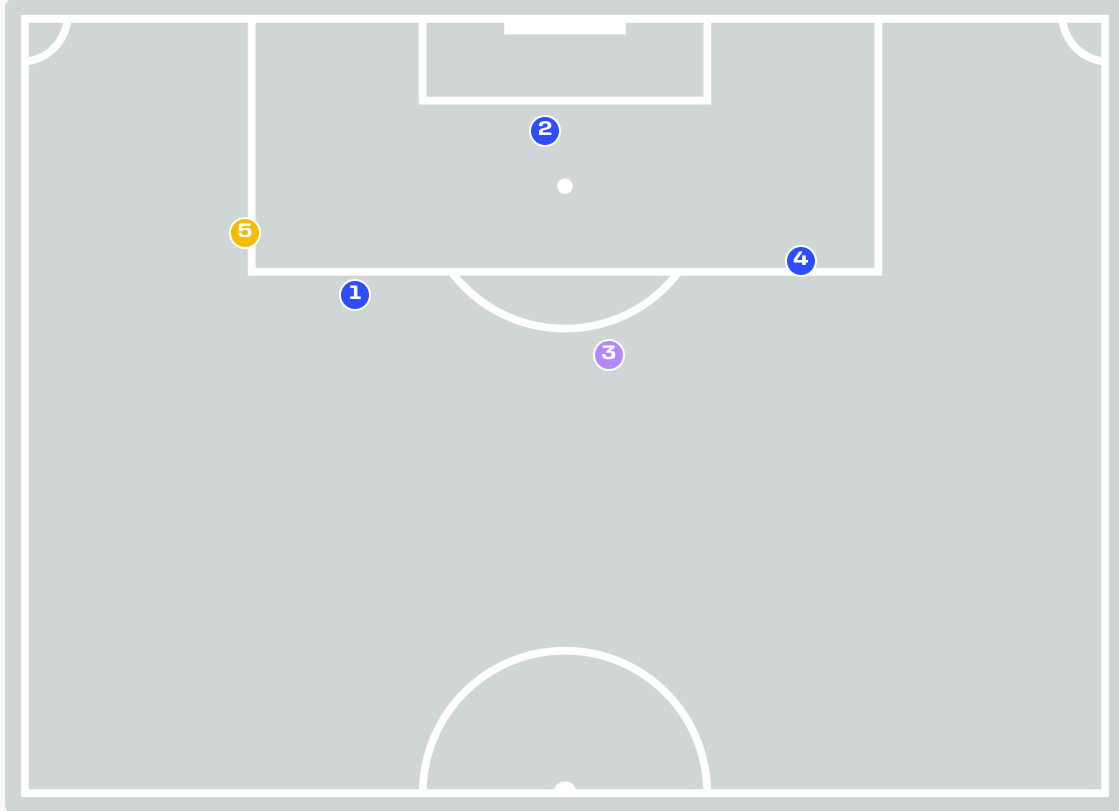




# Goalkeeping Distribution

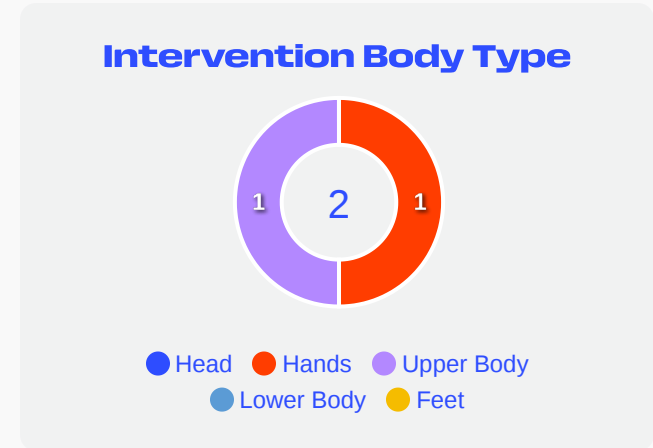
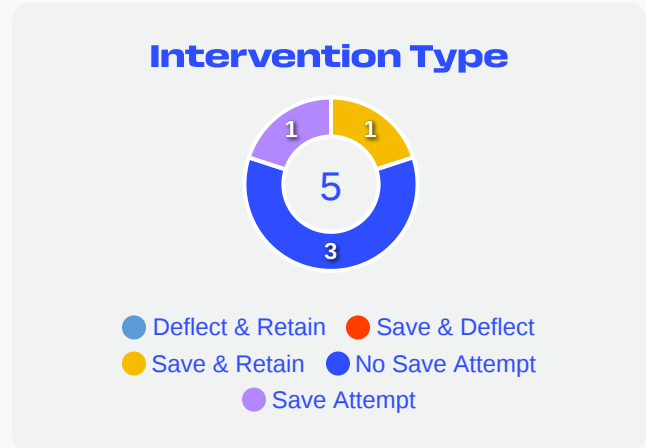


# Goal Prevention



**5**  
Total Attempts on Goal Faced

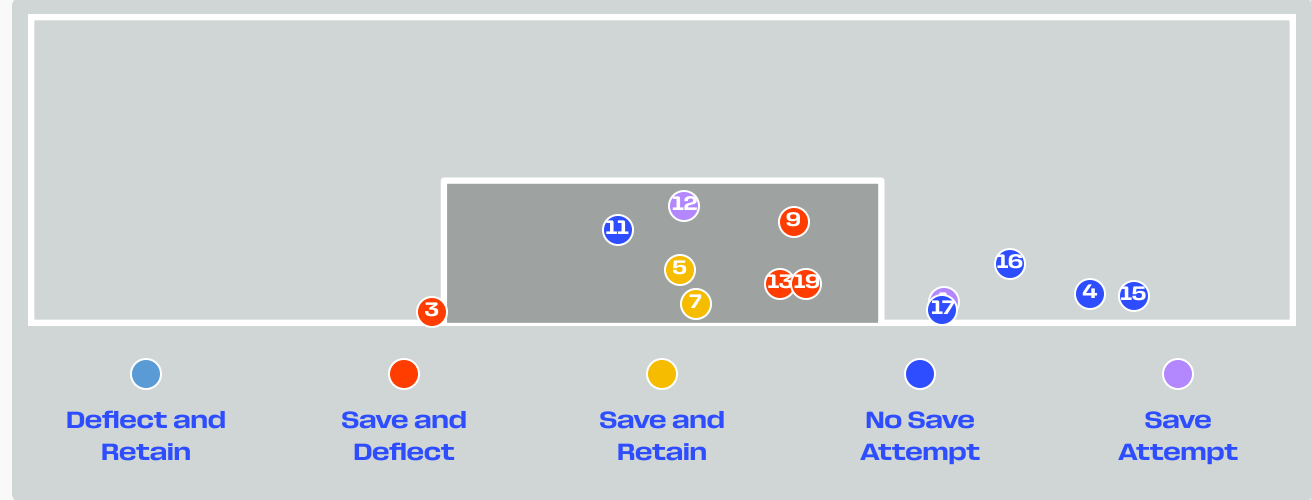
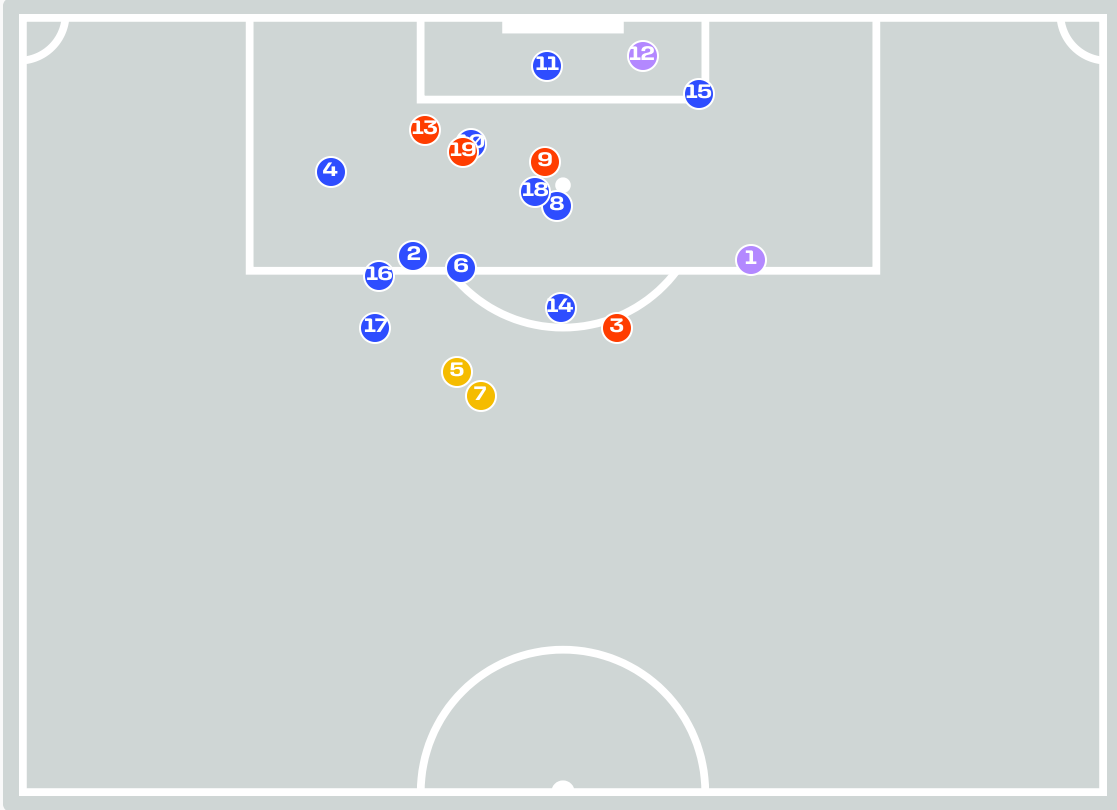
**50**  
Save %



Total Attempts on Goal Faced	Total Goal Interventions	Save & Retain	Deflect & Retain	Save & Deflect	Save Attempt	No Save Attempt
5	1	1	0	0	1	3

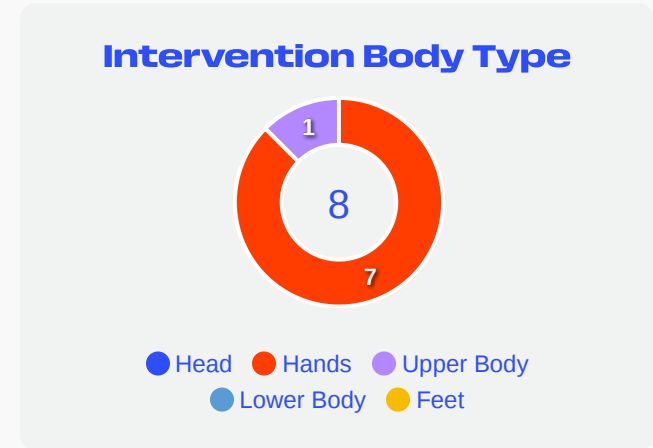
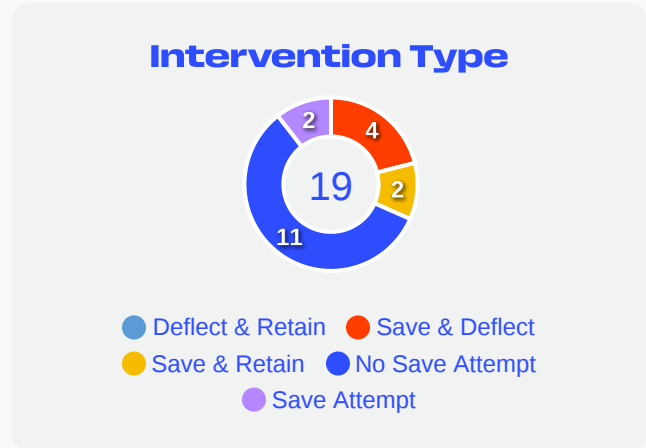


# Goal Prevention



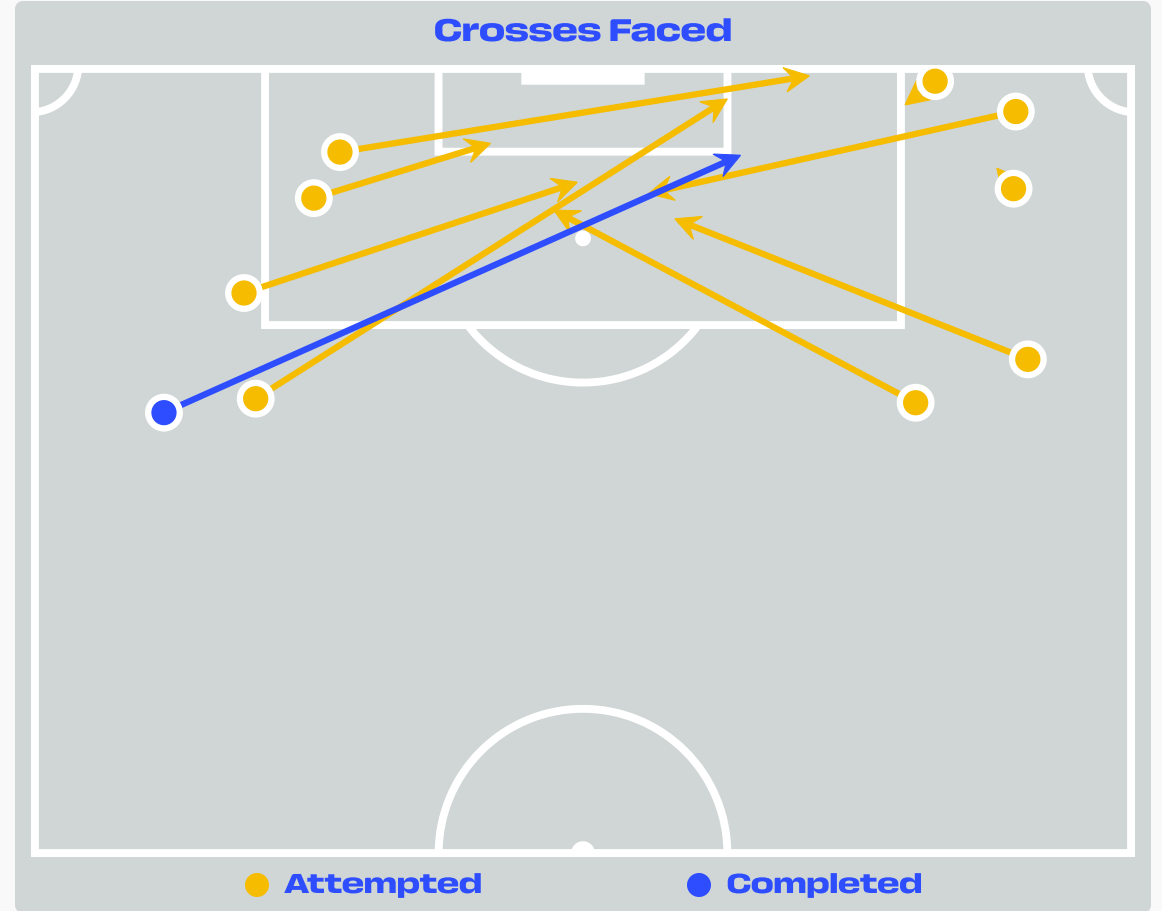


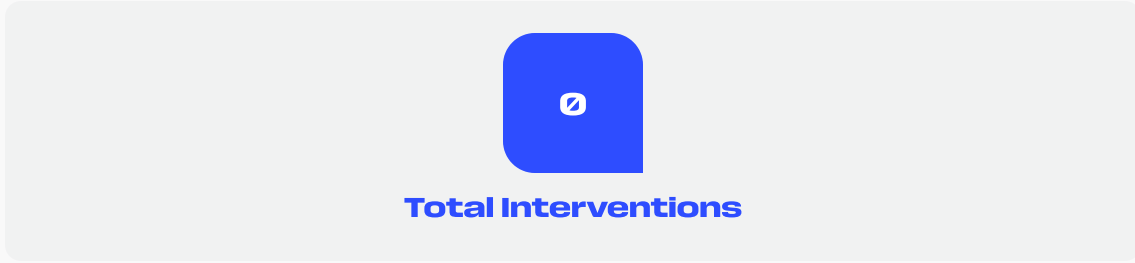
**19**  
Total Attempts on Goal Faced

**67**  
Save %



Total Attempts on Goal Faced	Total Goal Interventions	Save & Retain	Deflect & Retain	Save & Deflect	Save Attempt	No Save Attempt
19	6	2	0	4	2	11

# Aerial Control

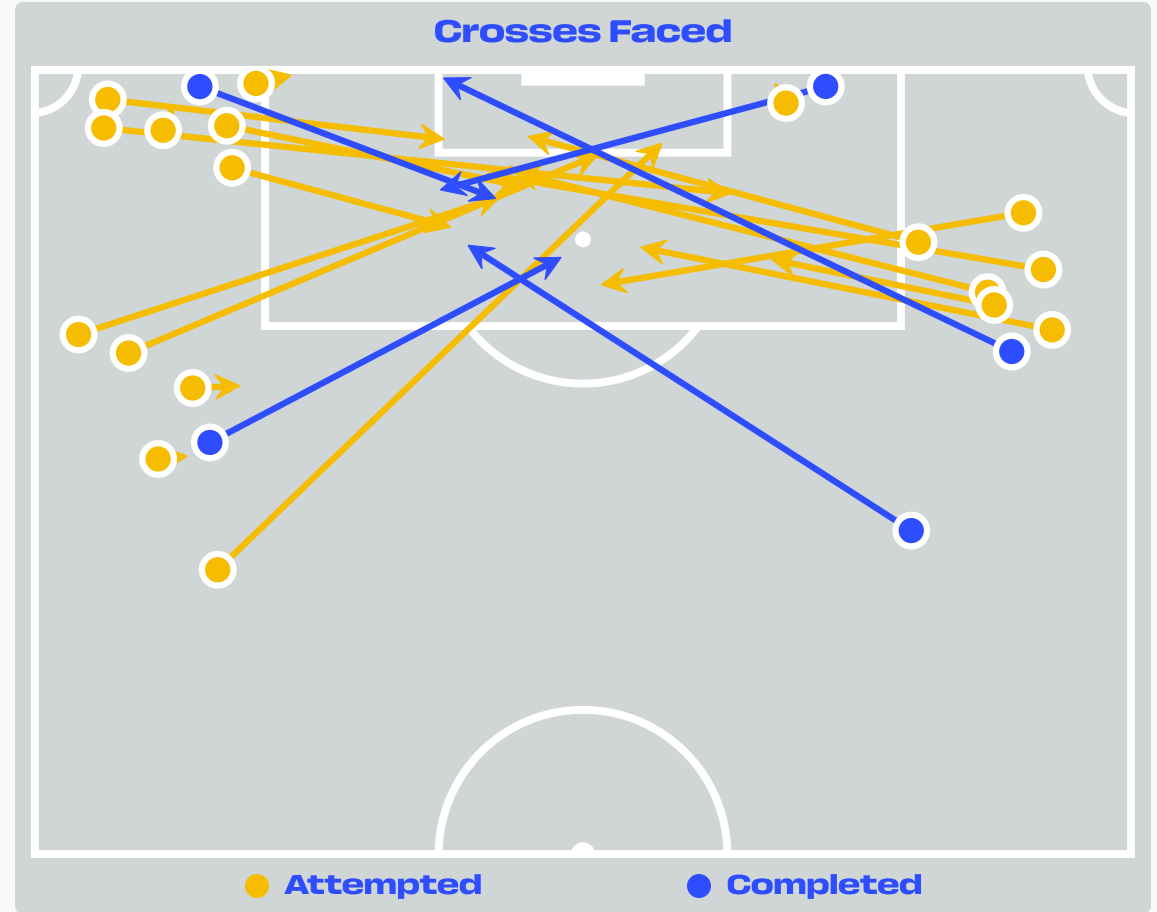

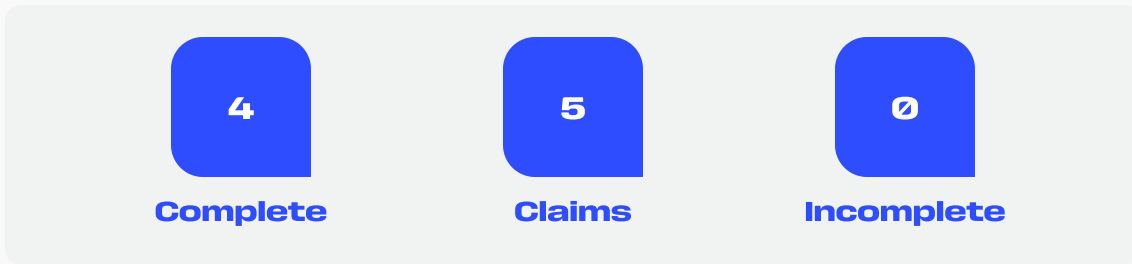


**Delivery Types Faced**

Total	In Swing	Out Swing	Driven	Lofted	Cutback	Push
12	4	5	0	0	0	3



# Aerial Control



**Delivery Types Faced**

Total	In Swing	Out Swing	Driven	Lofted	Cutback	Push
30	10	14	3	0	2	1

# SET PLAYS



Brazil v Japan



# Set Plays

**40**  
Total Set Plays

**13**  
Total Free Kicks

**0**  
Total Penalties

**6**  
Total Corners

**21**  
Total Throw Ins

Free Kicks	
Type	Total
Direct	13
Direct (on target)	0
Direct (off target)	0
Indirect	0

Corners			
Delivery Type	From Left Side	From Right Side	Total
Direct to Area	0	4	4
Short	1	1	2
Edge of Penalty Area	0	0	0

Corners	
Delivery Style	Total
Inswing	1
Outswing	3
Driven	0
Lofted	0

## Set Plays

23

Total Set Plays

5

Total Free Kicks

0

Total Penalties

2

Total Corners

16

Total Throw Ins

## Free Kicks

Type	Total
Direct	4
Direct (on target)	0
Direct (off target)	1
Indirect	1

## Corners

Delivery Type	From Left Side	From Right Side	Total
Direct to Area	1	1	2
Short	0	0	0
Edge of Penalty Area	0	0	0

## Corners

Delivery Style	Total
Inswing	1
Outswing	1
Driven	0
Lofted	0

# INDIVIDUAL DATA IN POSSESSION



Brazil v Japan

## In Possession - Distributions



#	Player	Passes Attempted	Passes Completed	Pass Completion %	Switches of Play	Crosses Attempted	Crosses Completed	Line Breaks Attempted	Line Breaks Completed	Line Break Completion %	Ball Progressions	Take Ons	Step Ins	Attempts at Goal	Goals
1	ALISSON	25	18	72%	0	0	0	8	2	25%	0	0	0	0	0
3	GABRIEL MAGALHAES	137	132	96%	1	0	0	26	23	88%	0	0	0	0	0
4	MARQUINHOS	113	109	96%	0	1	1	20	17	85%	0	0	0	0	0
5	CASEMIRO	76	67	88%	2	0	0	13	9	69%	2	1	1	2	1
7	VINICIUS JUNIOR	40	35	88%	2	6	2	12	9	75%	10	9	1	3	0
8	BRUNO GUIMARAES	52	44	85%	1	4	1	13	8	62%	1	0	1	4	0
9	MATHEUS CUNHA	18	17	94%	0	0	0	5	5	100%	3	2	1	3	0
13	DANILO	80	73	91%	0	2	1	16	14	88%	2	0	2	0	0
16	DOUGLAS SANTOS	76	73	96%	0	5	0	12	9	75%	0	0	0	0	0
20	LUCAS PAQUETA	43	36	84%	0	3	0	15	11	73%	0	0	0	2	0
26	RAYAN	31	30	97%	1	8	2	10	5	50%	3	3	0	1	0
17	FABINHO	1	1	100%	0	0	0	0	0	0%	0	0	0	1	0
18	DANILO SANTOS	1	0	0%	0	0	0	1	0	0%	0	0	0	0	0
19	ENDRICK	7	4	57%	0	1	0	5	2	40%	1	1	0	1	0
22	GABRIEL MARTINELLI	15	13	87%	0	0	0	4	4	100%	1	0	1	2	1



## In Possession - Offers & Receptions

			Offer movement types						
#	Player	Total Offers	In Front	In Between	Out to In	In to Out	In Behind	No Movement	Offers Received
1	ALISSON	2	0	0	0	0	0	2	2
3	GABRIEL MAGALHAES	10	0	0	0	0	0	10	6
4	MARQUINHOS	15	2	0	0	0	1	12	6
5	CASEMIRO	43	22	3	0	0	3	15	25
7	VINICIUS JUNIOR	60	16	12	4	4	16	8	25
8	BRUNO GUIMARAES	99	54	26	0	2	11	6	28
9	MATHEUS CUNHA	62	18	24	2	1	16	1	11
13	DANILO	73	20	0	0	2	11	40	33
16	DOUGLAS SANTOS	16	2	3	0	0	10	1	5
20	LUCAS PAQUETA	42	17	9	1	1	7	7	16
26	RAYAN	14	0	0	0	0	11	3	1
17	FABINHO	0	0	0	0	0	0	0	0
18	DANILO SANTOS	0	0	0	0	0	0	0	0
19	ENDRICK	21	2	8	0	0	11	0	3
22	GABRIEL MARTINELLI	30	9	8	0	0	11	2	9

## In Possession - Distributions

#	Player	Passes Attempted	Passes Completed	Pass Completion %	Switches of Play	Crosses Attempted	Crosses Completed	Line Breaks Attempted	Line Breaks Completed	Line Break Completion %	Ball Progressions	Take Ons	Step Ins	Attempts at Goal	Goals
1	Zion SUZUKI	37	28	76%	0	0	0	20	11	55%	0	0	0	0	0
3	Shogo TANIGUCHI	46	43	93%	0	0	0	8	6	75%	0	0	0	0	0
10	Ritsu DOAN	23	18	78%	0	0	0	5	4	80%	2	1	1	0	0
11	Daizen MAEDA	14	13	93%	0	1	0	2	2	100%	3	2	1	0	0
13	Keito NAKAMURA	20	19	95%	0	3	0	3	3	100%	0	0	0	0	0
14	Junya ITO	22	17	77%	0	3	1	5	1	20%	0	0	0	1	0
15	Daichi KAMADA	33	33	100%	1	0	0	9	9	100%	0	0	0	1	0
18	Ayase UEDA	9	4	44%	0	0	0	1	0	0%	0	0	0	2	0
21	Hiroki ITO	40	33	82%	2	2	1	19	14	74%	0	0	0	0	0
22	Takehiro TOMIYASU	36	28	78%	1	0	0	16	11	69%	1	1	0	0	0
24	Kaishu SANO	29	28	97%	1	0	0	7	6	86%	3	2	1	1	1
2	Yukinari SUGAWARA	4	3	75%	0	1	0	2	1	50%	1	1	0	0	0
6	Shuto MACHINO	4	3	75%	1	1	0	2	1	50%	1	1	0	0	0
7	Ao TANAKA	9	6	67%	0	0	0	3	2	67%	1	0	1	0	0
19	Koki OGAWA	0	0	0%	0	0	0	0	0	0%	0	0	0	0	0
25	Junnosuke SUZUKI	4	3	75%	0	1	0	3	1	33%	0	0	0	0	0

## In Possession - Offers &amp; Receptions

			Offer movement types						
#	Player	Total Offers	In Front	In Between	Out to In	In to Out	In Behind	No Movement	Offers Received
1	Zion SUZUKI	7	0	0	0	0	0	7	5
3	Shogo TANIGUCHI	17	1	1	0	0	0	15	7
10	Ritsu DOAN	8	1	0	0	1	2	4	2
11	Daizen MAEDA	27	1	8	2	0	16	0	8
13	Keito NAKAMURA	41	4	4	2	0	9	22	15
14	Junya ITO	49	2	20	5	2	8	12	16
15	Daichi KAMADA	50	20	16	0	0	1	13	15
18	Ayase UEDA	33	0	12	1	0	19	1	7
21	Hiroki ITO	15	4	0	0	0	2	9	6
22	Takehiro TOMIYASU	9	5	0	0	0	0	4	8
24	Kaishu SANO	33	15	12	0	1	3	2	9
2	Yukinari SUGAWARA	0	0	0	0	0	0	0	0
6	Shuto MACHINO	7	0	2	0	0	2	3	1
7	Ao TANAKA	7	4	2	0	1	0	0	2
19	Koki OGAWA	0	0	0	0	0	0	0	0
25	Junnosuke SUZUKI	4	0	0	0	0	2	2	2

# INDIVIDUAL DATA OUT OF POSSESSION



Brazil v Japan

## Out of Possession



#	Player	Tackles Made / Won	Blocks	Interceptions	Pressing Direct	Pressing Indirect	Duels Won - Aerial	Duels Won - Physical	Possession Contests won	Clearances	Loose Ball Receptions	Pushing On	Pushing On into Pressing	Possession Regains	Possession Interrupted
1	ALISSON	0 / 0	0	0	0	0	0	0	0	0	3	0	0	5	0
3	GABRIEL MAGALHAES	2 / 0	2	0	1	1	4	0	4	0	8	9	1	1	1
4	MARQUINHOS	2 / 1	1	0	7	7	0	0	0	3	9	17	4	4	1
5	CASEMIRO	3 / 2	3	1	6	7	3	0	3	4	6	6	1	7	2
7	VINICIUS JUNIOR	1 / 1	1	0	2	26	0	0	0	0	2	19	14	3	0
8	BRUNO GUIMARAES	4 / 2	1	1	2	21	1	0	2	2	4	15	6	5	2
9	MATHEUS CUNHA	2 / 1	0	0	4	19	0	0	0	0	4	20	11	1	0
13	DANILO	0 / 0	3	1	1	10	1	0	1	4	6	13	6	2	4
16	DOUGLAS SANTOS	3 / 1	3	1	4	4	1	0	1	2	11	21	4	4	3
20	LUCAS PAQUETA	2 / 1	0	0	2	14	2	0	2	1	6	11	7	1	1
26	RAYAN	2 / 1	1	0	2	33	4	0	4	1	4	26	19	2	1
17	FABINHO	0 / 0	0	0	0	0	1	0	1	1	0	1	0	0	1
18	DANILO SANTOS	0 / 0	0	0	0	0	0	0	0	0	0	0	0	0	0
19	ENDRICK	2 / 0	0	0	3	19	0	1	1	0	3	15	12	0	0
22	GABRIEL MARTINELLI	0 / 0	1	0	1	4	0	0	0	1	3	5	3	1	1

## Out of Possession



#	Player	Tackles Made / Won	Blocks	Interceptions	Pressing Direct	Pressing Indirect	Duels Won - Aerial	Duels Won - Physical	Possession Contests won	Clearances	Loose Ball Receptions	Pushing On	Pushing On into Pressing	Possession Regains	Possession Interrupted
1	Zion SUZUKI	0 / 0	0	0	0	0	0	0	0	1	2	0	0	10	0
3	Shogo TANIGUCHI	0 / 0	3	0	0	1	3	0	3	11	3	6	1	5	7
10	Ritsu DOAN	2 / 0	4	1	4	36	0	0	0	1	4	37	28	3	3
11	Daizen MAEDA	2 / 2	3	1	10	35	1	0	1	2	4	46	31	3	2
13	Keito NAKAMURA	2 / 1	0	0	5	15	1	0	1	0	3	42	15	2	1
14	Junya ITO	1 / 0	3	0	3	28	1	0	1	3	2	18	15	1	2
15	Daichi KAMADA	1 / 0	0	0	4	33	0	0	0	1	5	53	21	0	1
18	Ayase UEDA	1 / 0	0	0	2	58	3	0	3	0	1	41	26	0	0
21	Hiroki ITO	2 / 1	0	0	1	2	0	0	0	5	2	14	0	4	2
22	Takehiro TOMIYASU	1 / 0	2	1	6	5	3	0	3	9	2	26	6	4	9
24	Kaishu SANO	2 / 0	5	2	5	65	1	0	2	4	2	46	30	3	6
2	Yukinari SUGAWARA	2 / 0	0	0	0	14	1	0	1	2	0	16	9	0	3
6	Shuto MACHINO	0 / 0	0	0	1	3	0	0	0	0	0	2	2	0	0
7	Ao TANAKA	4 / 3	0	0	4	9	1	0	1	0	3	10	6	3	1
19	Koki OGAWA	0 / 0	0	0	0	0	0	0	0	0	0	0	0	0	0
25	Junnosuke SUZUKI	2 / 0	3	1	3	10	0	0	0	3	0	17	11	2	2

# INDIVIDUAL DATA PHYSICAL



Brazil v Japan

## Physical Data



#	Player	Total Distance (m)	Zone 1: 0-7 km/h (m)	Zone 2: 7-15 km/h (m)	Zone 3: 15-20 km/h (m)	Zone 4: 20-25 km/h (m)	Zone 5: 25+ km/h (m)	High Speed Runs (Zone 3)	Sprints (Zone 4 & 5)	Top Speed (km/h)
1	ALISSON	5335.2	4508.7	766.7	43.6	16.3	0	5.0	1.0	22.9
3	GABRIEL MAGALHAES	10559.3	4349.0	4444.5	1251.5	330.0	184.3	113.0	27.0	30.0
4	MARQUINHOS	9851.7	4149.1	3986.6	1052.0	497.5	166.5	98.0	35.0	33.8
5	CASEMIRO	9753.1	3741.2	4583.2	1046.2	325.4	57.1	88.0	25.0	28.5
7	VINICIUS JUNIOR	9269.3	4728.3	2688.2	1147.2	478.1	227.5	102.0	44.0	33.2
8	BRUNO GUIMARAES	12167.1	3870.9	5948.3	1889.1	435.1	23.7	167.0	31.0	28.4
9	MATHEUS CUNHA	6905.1	3369.7	2305.0	892.1	262.6	75.7	76.0	23.0	29.1
13	DANILO	9830.3	4087.1	3421.9	1263.8	634.4	423.1	112.0	51.0	31.6
16	DOUGLAS SANTOS	10961.2	3745.4	4875.1	1544.3	656.4	140.0	142.0	48.0	29.5
20	LUCAS PAQUETA	5021.5	2074.7	1958.4	641.7	209.5	137.2	65.0	22.0	30.9
26	RAYAN	10240.9	4413.7	3835.9	1305.0	442.4	243.9	116.0	36.0	31.6
17	FABINHO	951.0	372.4	293.5	157.4	108.2	19.5	16.0	6.0	26.2
18	DANILO SANTOS	448.0	145.0	146.0	80.2	68.7	8.1	8.0	6.0	27.9
19	ENDRICK	5224.7	2515.9	1922.4	449.1	208.9	128.5	35.0	16.0	32.4
22	GABRIEL MARTINELLI	3518.4	1333.9	1275.2	545.9	214.1	149.3	49.0	20.0	33.0

## Physical Data



#	Player	Total Distance (m)	Zone 1: 0-7 km/h (m)	Zone 2: 7-15 km/h (m)	Zone 3: 15-20 km/h (m)	Zone 4: 20-25 km/h (m)	Zone 5: 25+ km/h (m)	High Speed Runs (Zone 3)	Sprints (Zone 4 & 5)	Top Speed (km/h)
1	Zion SUZUKI	5086.4	3599.2	1353.4	104.6	29.2	0	10.0	3.0	23.5
3	Shogo TANIGUCHI	9776.8	4007.9	4710.0	764.1	255.0	39.8	63.0	19.0	29.0
10	Ritsu DOAN	7609.0	2835.8	3199.1	968.1	453.4	152.7	80.0	34.0	29.1
11	Daizen MAEDA	12044.5	4001.3	4770.9	1916.6	847.0	508.8	154.0	78.0	33.2
13	Keito NAKAMURA	8253.5	2549.7	3543.1	1331.9	576.0	252.8	107.0	43.0	30.1
14	Junya ITO	8640.4	3030.7	3887.3	1137.3	424.9	160.2	91.0	38.0	31.8
15	Daichi KAMADA	9124.1	2946.4	4601.2	1120.5	327.3	128.7	94.0	23.0	30.8
18	Ayase UEDA	11048.1	3918.2	4838.2	1497.3	573.2	221.2	136.0	47.0	33.3
21	Hiroki ITO	9921.8	4238.5	4364.2	919.2	260.9	139.0	79.0	22.0	31.7
22	Takehiro TOMIYASU	9874.4	4012.5	4403.3	1017.5	325.9	115.3	85.0	27.0	30.2
24	Kaishu SANO	11931.4	3827.5	5755.5	1629.9	578.4	140.1	147.0	43.0	29.9
2	Yukinari SUGAWARA	3198.4	1379.0	1253.9	357.2	175.0	33.3	40.0	11.0	28.4
6	Shuto MACHINO	2487.7	903.7	1128.8	290.8	94.5	69.9	27.0	8.0	32.6
7	Ao TANAKA	2165.5	709.0	963.4	346.1	123.4	23.6	31.0	9.0	29.0
19	Koki OGAWA	412.5	128.4	119.2	111.3	44.4	9.2	7.0	3.0	25.3
25	Junnosuke SUZUKI	3307.9	1278.5	1257.8	475.3	219.5	76.8	39.0	16.0	29.2



TM