



South Africa 0 - 1 Canada

Round of 32 - Match 73

28 June 2026

12:00 Kick Off

Los Angeles Stadium

POST MATCH SUMMARY REPORT

Match Summary - Teams



0 - 1

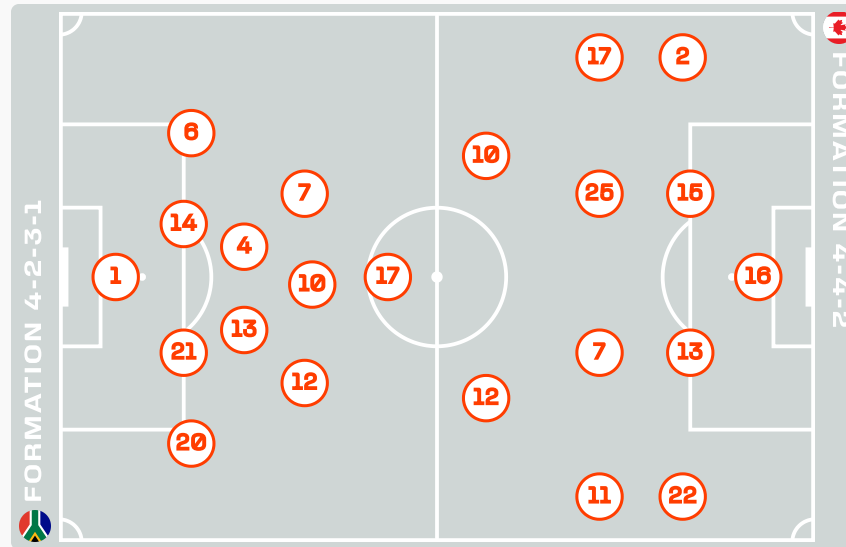


STARTING

- 1 GK Ronwen WILLIAMS
- 4 MF Teboho MOKOENA
- 6 DF Aubrey MODIBA
- 7 FW Oswin APPOLLIS
- 10 FW Relebohile MOFOKENG ↓ 45'
- 12 FW Thapelo MASEKO ↓ 86'
- 13 MF Sphephelo SITHOLE
- 14 DF Mbekezeli MBOKAZI
- 17 FW Evidence MAKGOPA ↓ 86'
- 20 DF Khuliso MUDAU
- 21 DF Ime OKON

SUBSTITUTES

- 16 GK Sipho CHAINE
- 22 GK Ricardo GOSS
- 2 DF Thabang MATULUDI
- 3 DF Khulumani NDAMANE
- 5 MF Thalente MBATHA ↑ 45'
- 8 FW Tshepang MOREMI ↑ 86'
- 9 FW Lyle FOSTER
- 15 FW Iqraam RAYNERS ↑ 86'
- 18 DF Samukele KABINI
- 19 DF Nkosinathi SIBISI
- 23 MF Jayden ADAMS
- 24 DF Olwethu MAKHANYA
- 25 FW Kamogelo SEBELEBELE
- 26 DF Bradley CROSS



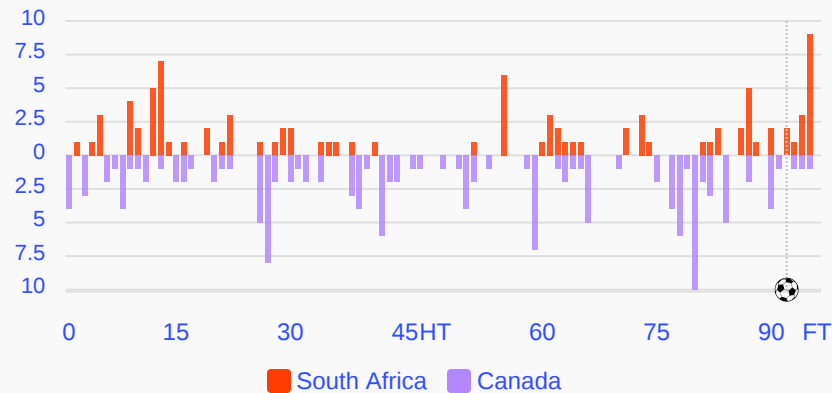
STARTING

- Maxime CREPEAU GK 16
- Alistair JOHNSTON DF 2
- Stephen EUSTAQUIO MF 7
- Jonathan DAVID FW 10
- ↓ 71' Liam MILLAR MF 11
- ↓ 70' Tani OLUWASEVI FW 12
- Derek CORNELIUS DF 13
- ↓ 59' Moise BOMBITO DF 15
- ↓ 75' Tajon BUCHANAN FW 17
- Richie LARVEA DF 22
- ↓ 59' 54' Nathan SALIBA MF 25

SUBSTITUTES

- Dayne ST. CLAIR GK 1
- Owen GOODMAN GK 18
- Alfie JONES DF 3
- ↑ 59' Luc DE FOUGEROLLES DF 4
- Joel WATERMAN DF 5
- Mathieu CHOINIERE MF 6
- Ismael KONE MF 8
- Cyle LARIN FW 9
- ↑ 71' Jacob SHAFFELBURG MF 14
- ↑ 75' Alphonso DAVIES DF 19
- Ali AHMED FW 20
- Jonathan OSORIO MF 21
- 67' ↑ 59' Niko SIGUR DF 23
- ↑ 70' Promise DAVID FW 24
- Jayden NELSON FW 26

Distribution in the Final Third



Match Summary - Key Statistics



0 - 1



Possession

Total	55.8%	8.5%	35.6%	Total
0	Goals			1
0.16	xG (Expected Goals)			1.33
6 (1)	Attempts at Goal (On Target)			12 (7)
575 (486)	Total Passes (Complete)			390 (314)
85 %	Pass Completion %			81 %
97	Completed Line Breaks			80
13	Defensive Line Breaks			7
60	Receptions in the Final Third			112
5	Crosses			14
25	Ball Progressions			29
221 (43)	Defensive Pressures Applied (Direct Pressures)			344 (62)
42	Forced Turnovers			49
80	Second Balls			82
108.2 km	Total Distance Covered			117 km
6.5 km	Zone 4 - Low Speed Sprinting: 20-25 km/h			7.9 km



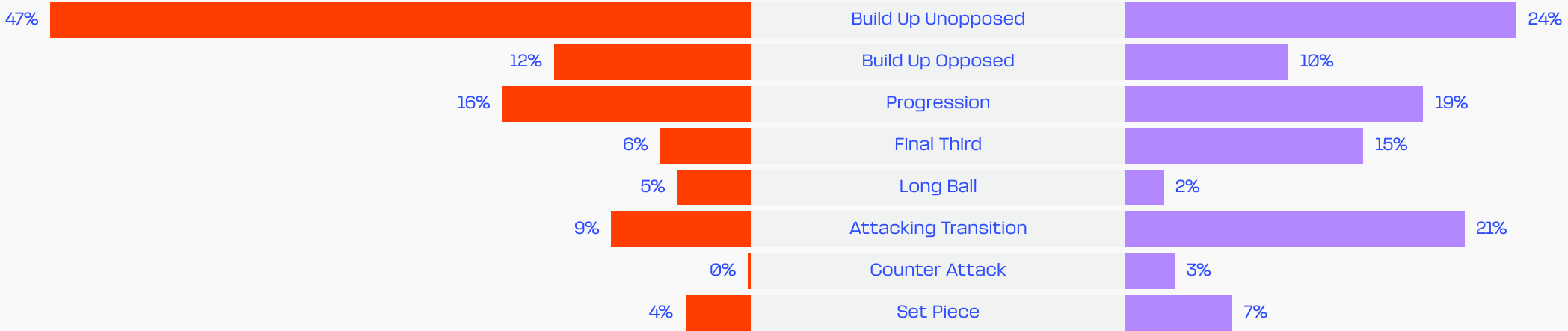
South Africa

Phases of Play

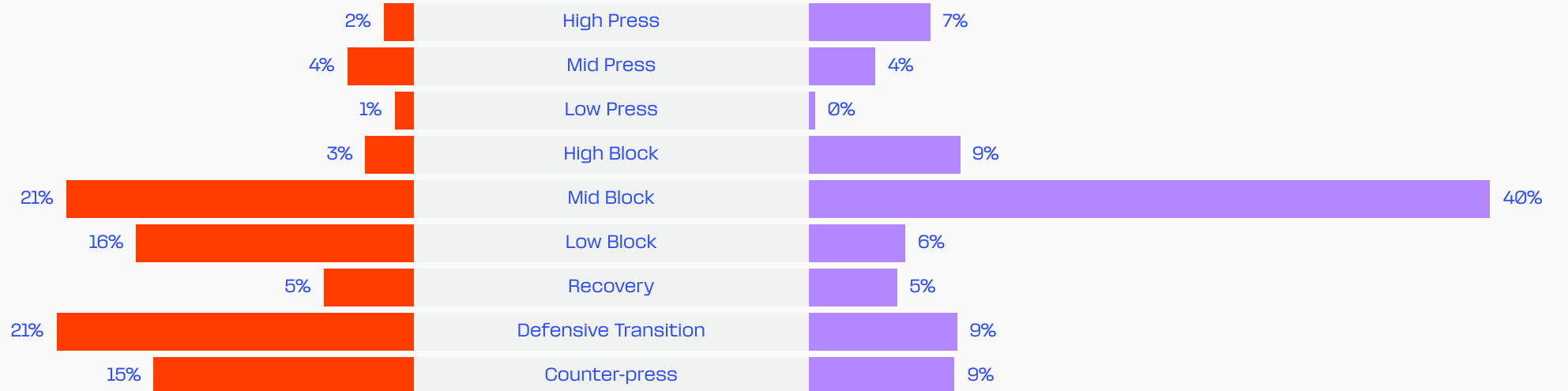
Canada



IN POSSESSION



OUT OF POSSESSION

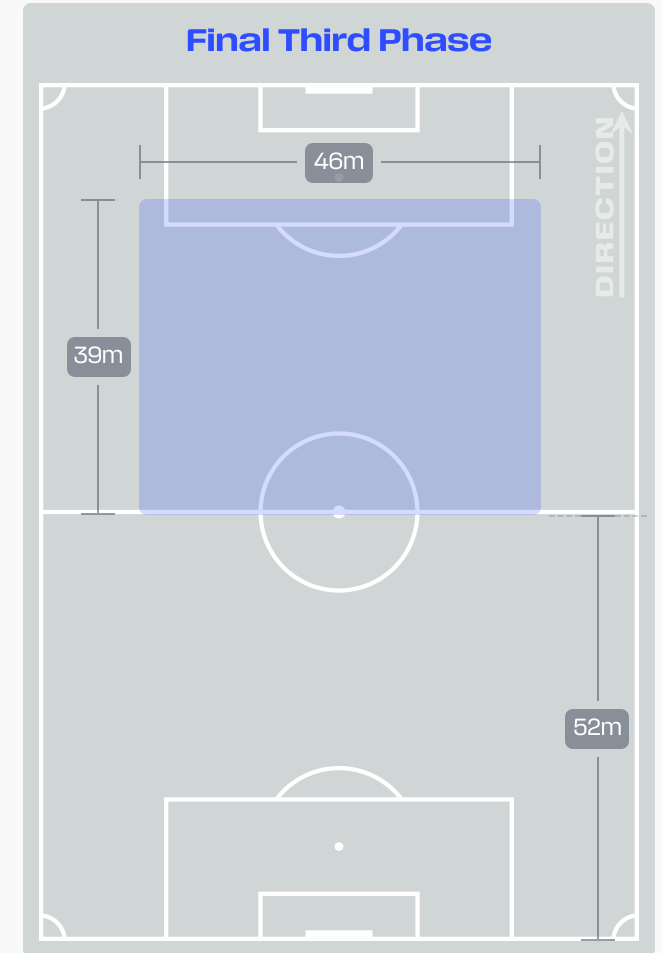
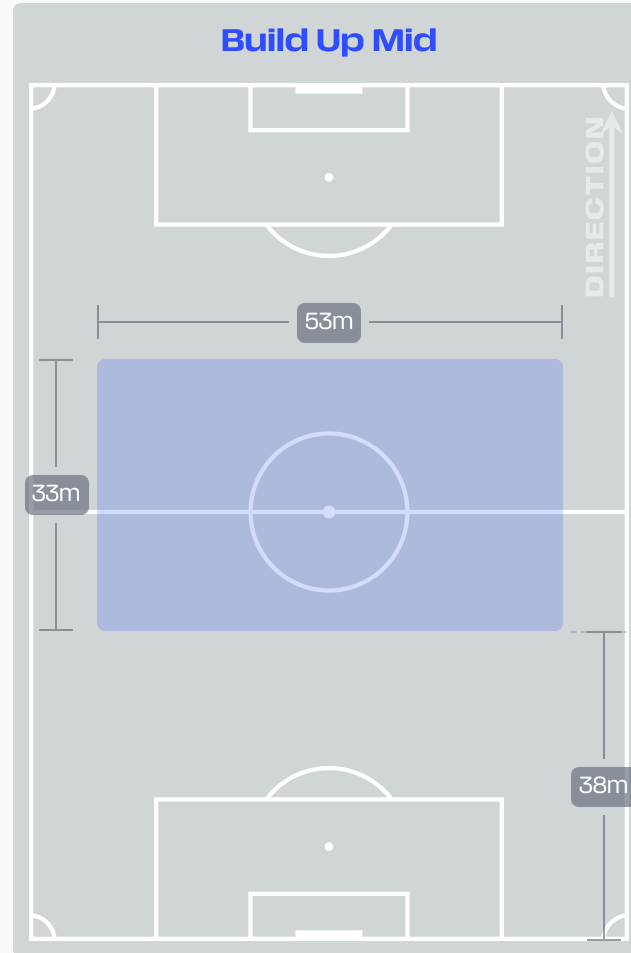
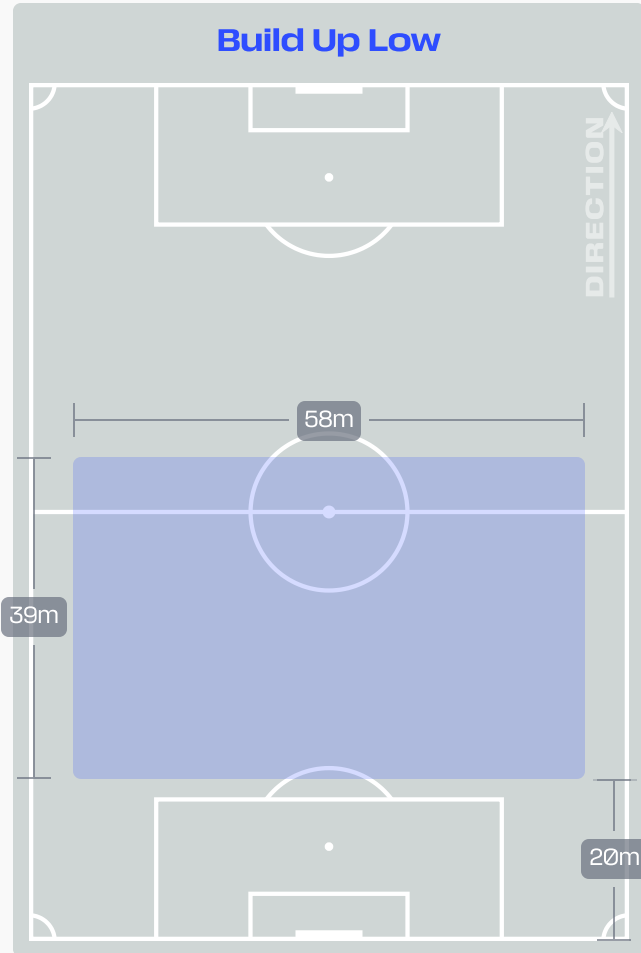


IN POSSESSION

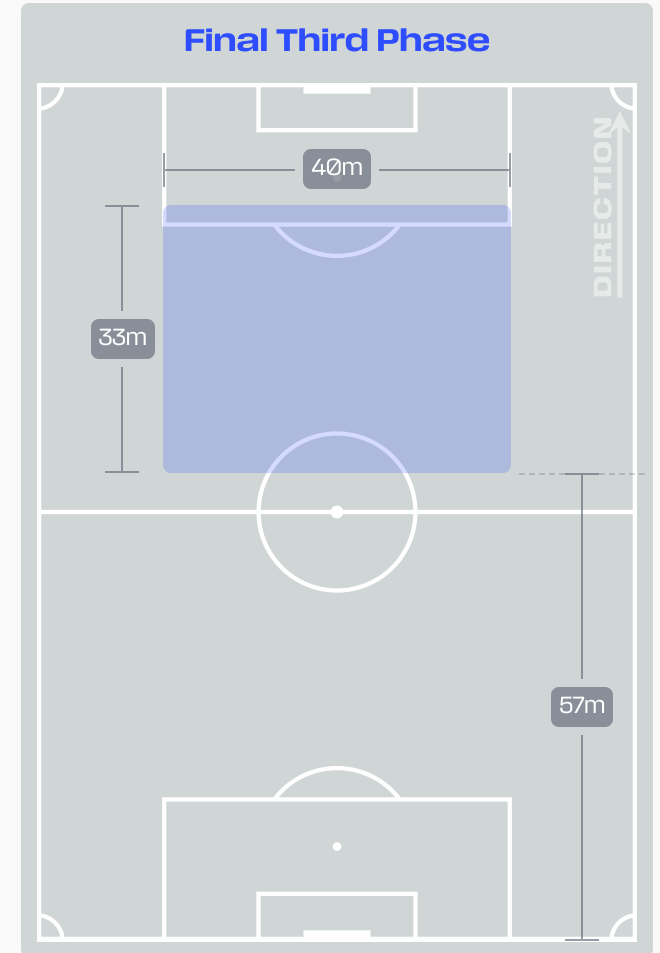
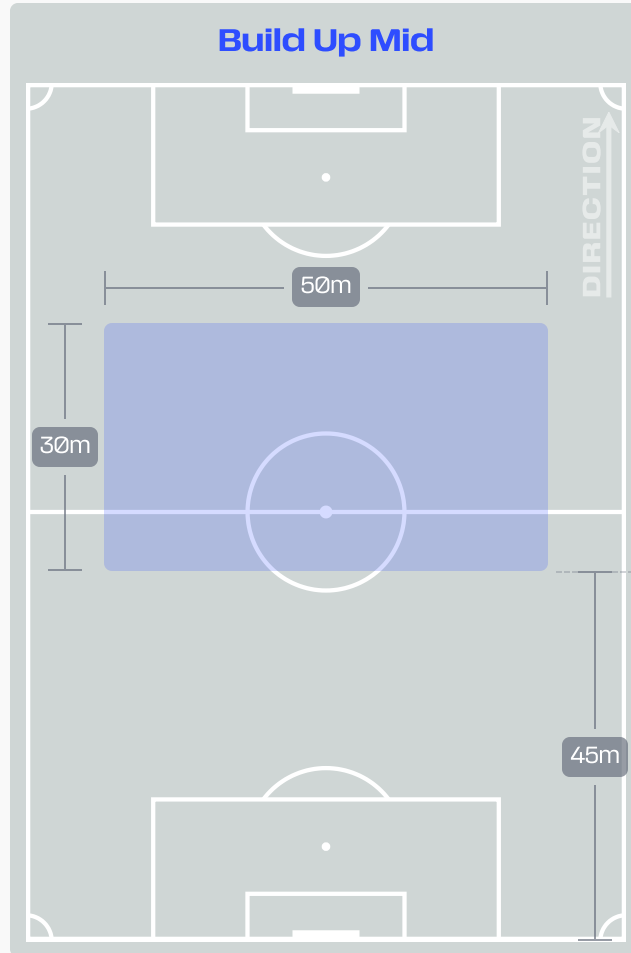
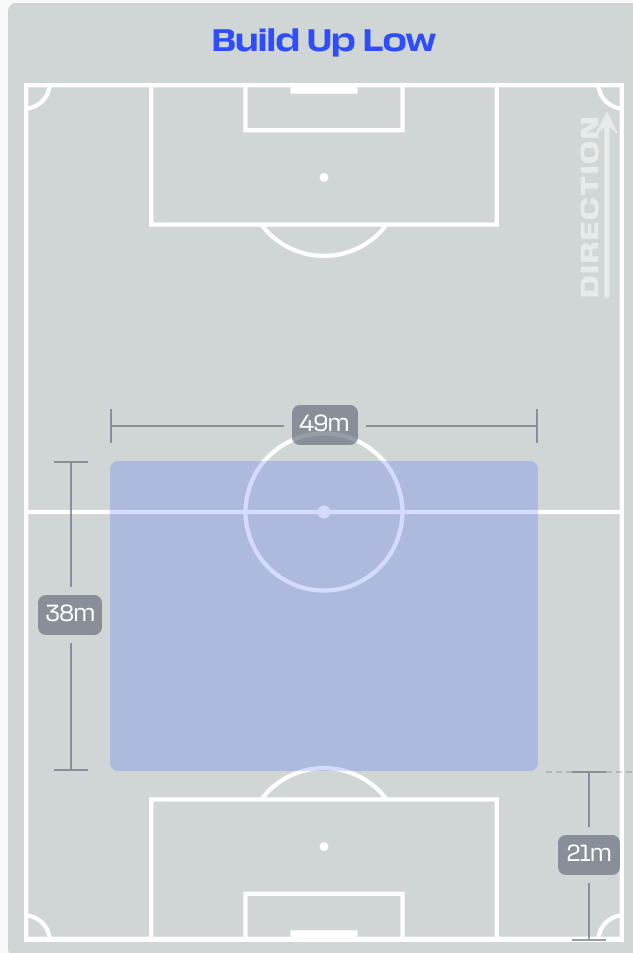


South Africa v Canada

In Possession Line Height & Team Length



In Possession Line Height & Team Length



Line Breaks

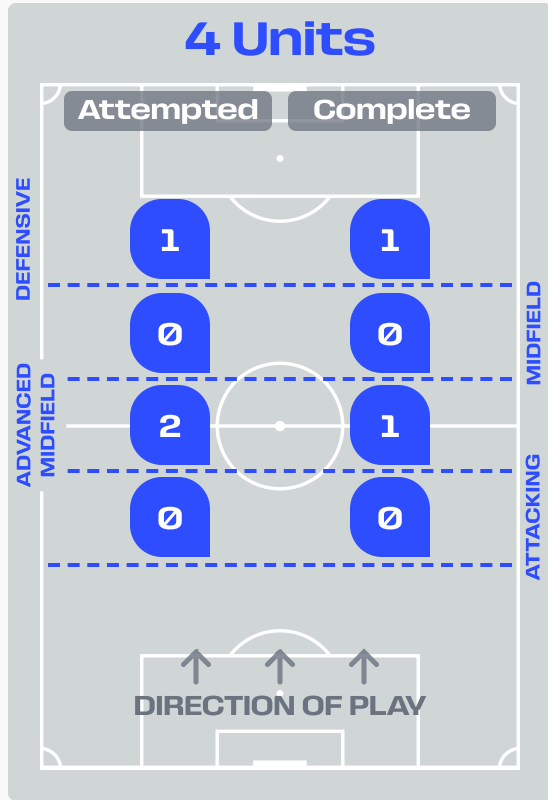


Attempted Line Breaks
150

39 Attempted
31 Complete

45 Attempted
38 Complete

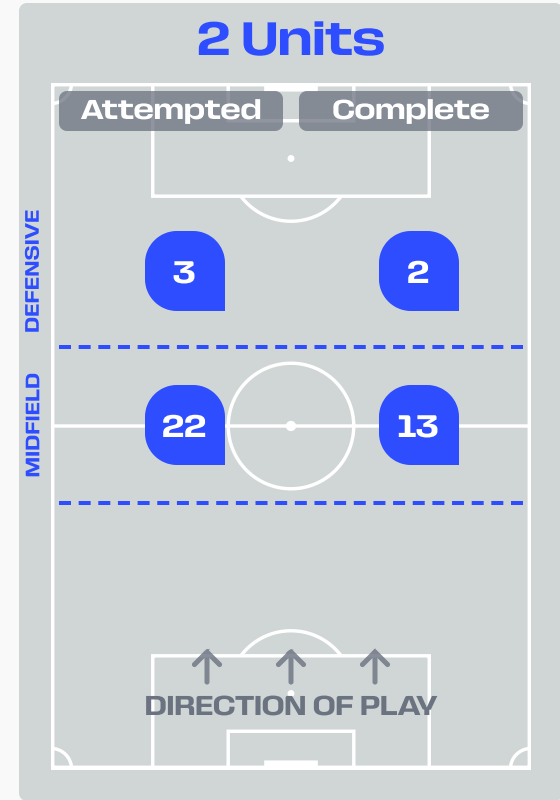
66 Attempted
28 Complete



Attempted Line Breaks **3**
 Inside Shape 1
 Outside Shape 2



Attempted Line Breaks **122**
 Inside Shape 69
 Outside Shape 53



Attempted Line Breaks **25**
 Inside Shape 19
 Outside Shape 6

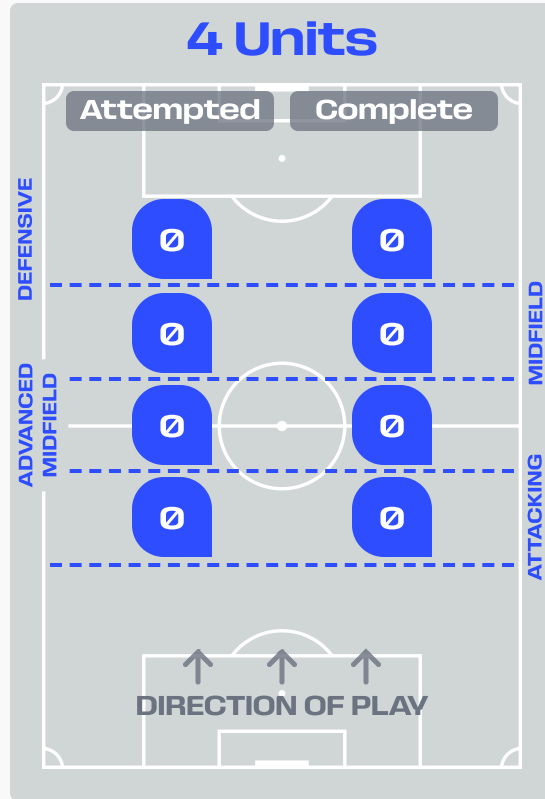
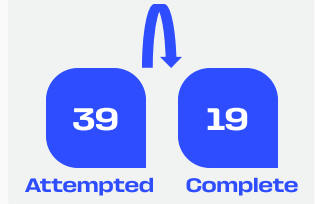
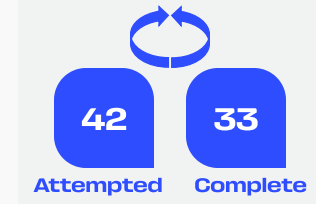
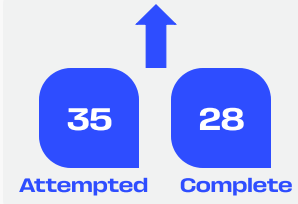
Line Breaks



Canada

Attempted Line Breaks

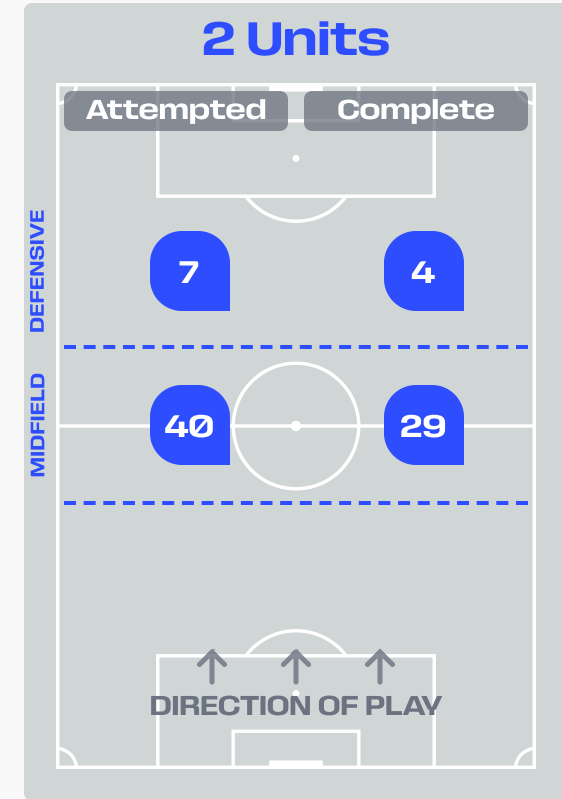
116



Attempted Line Breaks	0
Inside Shape	0
Outside Shape	0



Attempted Line Breaks	69
Inside Shape	39
Outside Shape	30



Attempted Line Breaks	47
Inside Shape	28
Outside Shape	19

Line Breaks



					4 Units				3 Units			2 Units		Direction			Distribution Type		
#	Player	Line Breaks Attempted	Line Breaks Completed	Line Break Completion %	Attacking Line	Attacking Midfield Line	Midfield Line	Defensive Line	Attacking Line	Midfield Line	Defensive Line	Midfield Line	Defensive Line	Through	Around	Over	Pass	Cross	Ball Progression
16	Maxime CREPEAU	8	1	12%	0	0	0	0	0	2	2	4	0	0	0	8	8	0	0
2	Alistair JOHNSTON	16	10	62%	0	0	0	0	1	4	0	8	3	2	4	10	14	0	2
7	Stephen EUSTAQUIO	11	9	82%	0	0	0	0	1	5	0	5	0	5	3	3	9	2	0
10	Jonathan DAVID	6	2	33%	0	0	0	0	0	2	2	1	1	1	1	4	6	0	0
11	Liam MILLAR	6	4	67%	0	0	0	0	0	4	0	1	1	1	4	1	5	1	0
12	Tani OLUWASEYI	1	0	0%	0	0	0	0	0	0	1	0	0	0	1	0	0	0	1
13	Derek CORNELIUS	16	15	94%	0	0	0	0	9	3	0	4	0	3	11	2	16	0	0
15	Moise BOMBITO	12	9	75%	0	0	0	0	6	1	0	5	0	3	6	3	12	0	0
17	Tajon BUCHANAN	3	2	67%	0	0	0	0	1	2	0	0	0	1	2	0	3	0	0
22	Richie LARYEA	11	9	82%	0	0	0	0	3	1	3	4	0	3	5	3	8	0	3
25	Nathan SALIBA	13	8	62%	0	0	0	0	2	5	1	5	0	9	2	2	13	0	0
4	Luc DE FOUGEROLLES	3	3	100%	0	0	0	0	1	0	0	1	1	1	1	1	3	0	0
14	Jacob SHAFFELBURG	1	1	100%	0	0	0	0	0	0	0	1	0	0	0	1	1	0	0
19	Alphonso DAVIES	4	4	100%	0	0	0	0	0	4	0	0	0	2	1	1	4	0	0
23	Niko SIGUR	4	3	75%	0	0	0	0	0	0	2	1	1	4	0	0	4	0	0
24	Promise DAVID	1	0	0%	0	0	0	0	0	0	1	0	0	0	1	0	1	0	0

Passing Networks



#	Passes From ↓ to →	Ronwen WILLIAMS	Teboho MOKOENA	Aubrey MODIBA	Oswin APPOLLIS	Relebohile MOFOKENG	Thapelo MASEKO	Sphephelo SITHOLE	Mbekezeli MBOKAZI	Evidence MAKGOPA	Khuliso MUDAU	Ime OKON	Thalente MBATHA	Tshepang MOREMI	Iqraam RAYNERS
1	Ronwen WILLIAMS		9	2	1	1	0	2	31	1	2	26	0	0	0
4	Teboho MOKOENA	4		3	4	1	1	4	12	1	1	9	2	0	0
6	Aubrey MODIBA	0	6		5	3	0	1	9	1	0	0	3	0	1
7	Oswin APPOLLIS	0	3	6		1	1	6	1	0	1	0	0	0	1
10	Relebohile MOFOKENG	0	1	2	0		2	3	0	1	0	0	0	0	0
12	Thapelo MASEKO	0	3	0	0	0		3	1	2	1	1	1	0	0
13	Sphephelo SITHOLE	5	4	3	2	2	3		7	0	12	7	2	0	0
14	Mbekezeli MBOKAZI	26	13	10	9	1	3	6		0	0	10	1	1	0
17	Evidence MAKGOPA	0	0	0	1	1	2	2	0		3	1	1	0	0
20	Khuliso MUDAU	1	2	0	2	0	5	6	0	2		16	2	0	0
21	Ime OKON	28	5	0	0	2	2	7	17	1	16		3	0	0
5	Thalente MBATHA	2	3	2	2	0	0	2	1	1	1	2		2	1
8	Tshepang MOREMI	0	0	0	0	0	0	0	0	0	1	0	1		0
15	Iqraam RAYNERS	1	0	0	0	0	0	0	0	0	0	0	1	0	

Top 5 Player to Player Passers		
Player	Passed To	% of Total Team Passes
Ronwen WILLIAMS	Mbekezeli MBOKAZI	6.7%
Ime OKON	Ronwen WILLIAMS	6%
Ronwen WILLIAMS	Ime OKON	5.6%
Mbekezeli MBOKAZI	Ronwen WILLIAMS	5.6%
Ime OKON	Mbekezeli MBOKAZI	3.7%


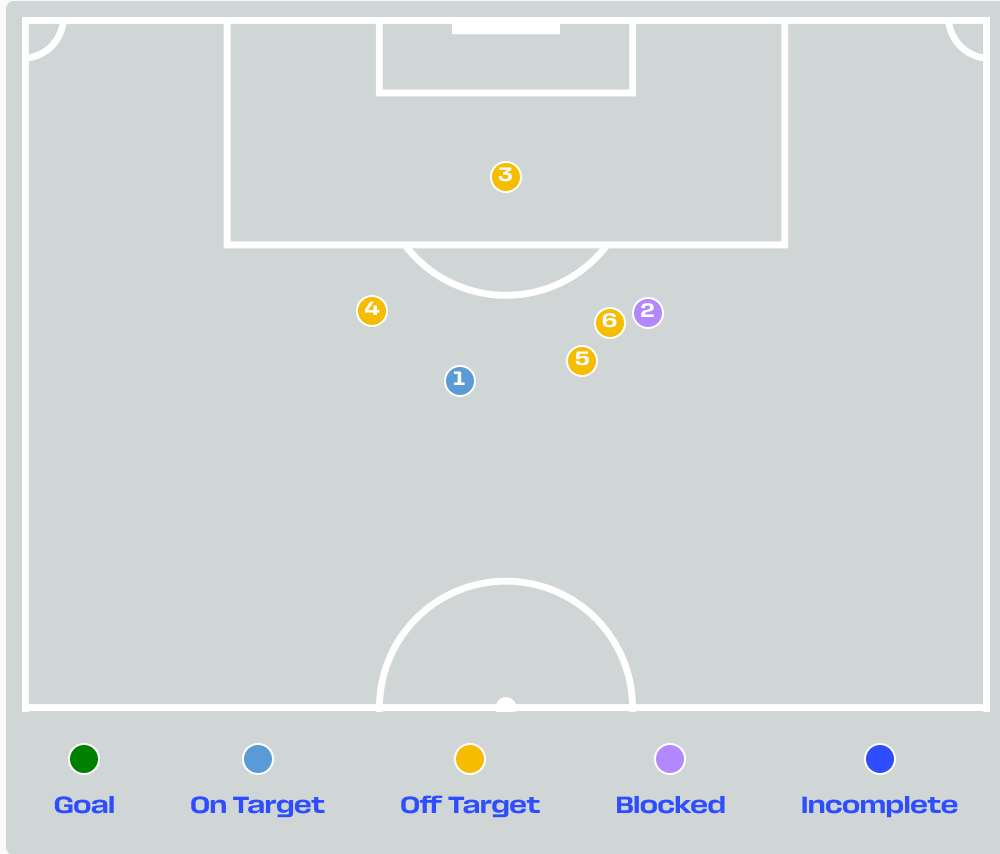
Passing Networks



#	Passes From ↓ to →	Maxime CREPEAU	Alistair JOHNSTON	Stephen EUSTAQUIO	Jonathan DAVID	Liam MILLAR	Tani OLUWASEYI	Derek CORNELIUS	Moise BOMBITO	Tajon BUCHANAN	Richie LARYEA	Nathan SALIBA	Luc DE FOUGEROLLES	Jacob SHAFFELBURG	Alphonso DAVIES	Niko SIGUR	Promise DAVID
16	Maxime CREPEAU		3	0	0	1	0	8	6	1	1	0	3	0	0	0	0
2	Alistair JOHNSTON	2		3	5	1	2	0	5	4	0	1	2	2	0	0	1
7	Stephen EUSTAQUIO	1	1		3	5	2	7	2	1	6	2	0	0	7	3	1
10	Jonathan DAVID	0	3	0		3	2	0	0	1	1	1	0	2	0	2	1
11	Liam MILLAR	0	1	5	1		2	3	1	0	4	3	0	0	0	0	0
12	Tani OLUWASEYI	0	0	2	4	2		0	0	1	0	1	0	0	0	0	0
13	Derek CORNELIUS	2	0	8	0	8	1		6	1	5	3	3	0	3	1	1
15	Moise BOMBITO	5	9	0	0	0	0	3		5	0	3	0	0	0	0	0
17	Tajon BUCHANAN	0	3	1	1	0	3	0	2		1	3	0	0	0	2	0
22	Richie LARYEA	1	0	4	2	5	0	2	1	0		1	1	0	2	1	0
25	Nathan SALIBA	0	1	1	4	2	1	3	2	1	2		0	0	0	0	0
4	Luc DE FOUGEROLLES	0	3	0	2	0	0	4	0	1	0	0		1	1	1	0
14	Jacob SHAFFELBURG	0	0	0	2	0	0	0	0	0	0	0	1		0	0	1
19	Alphonso DAVIES	0	1	5	2	0	0	1	0	0	1	0	0	0		0	0
23	Niko SIGUR	0	1	1	0	0	1	3	0	0	1	0	1	2	1		0
24	Promise DAVID	0	0	0	1	0	0	0	0	0	1	0	0	0	1	0	

Top 5 Player to Player Passers		
Player	Passed To	% of Total Team Passes
Moise BOMBITO	Alistair JOHNSTON	3%
Maxime CREPEAU	Derek CORNELIUS	2.7%
Derek CORNELIUS	Stephen EUSTAQUIO	2.7%
Derek CORNELIUS	Liam MILLAR	2.7%
Stephen EUSTAQUIO	Derek CORNELIUS	2.3%

Attempts at Goal



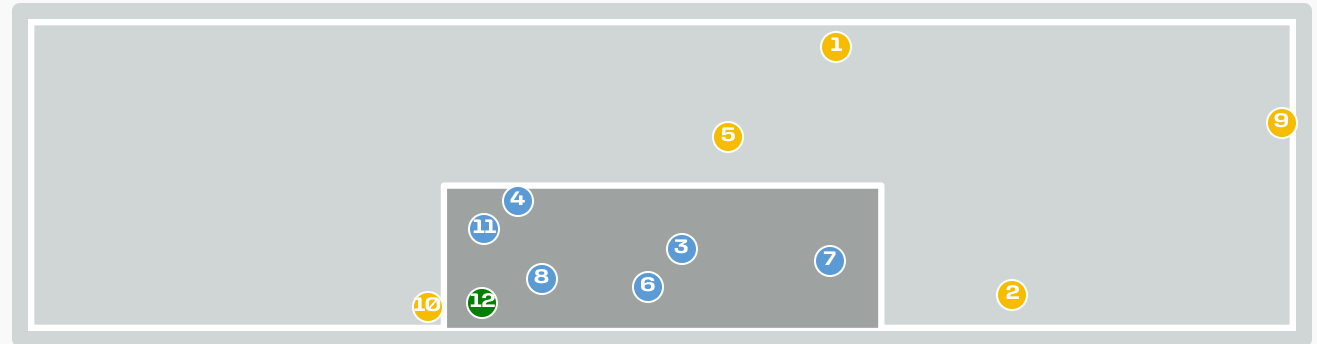
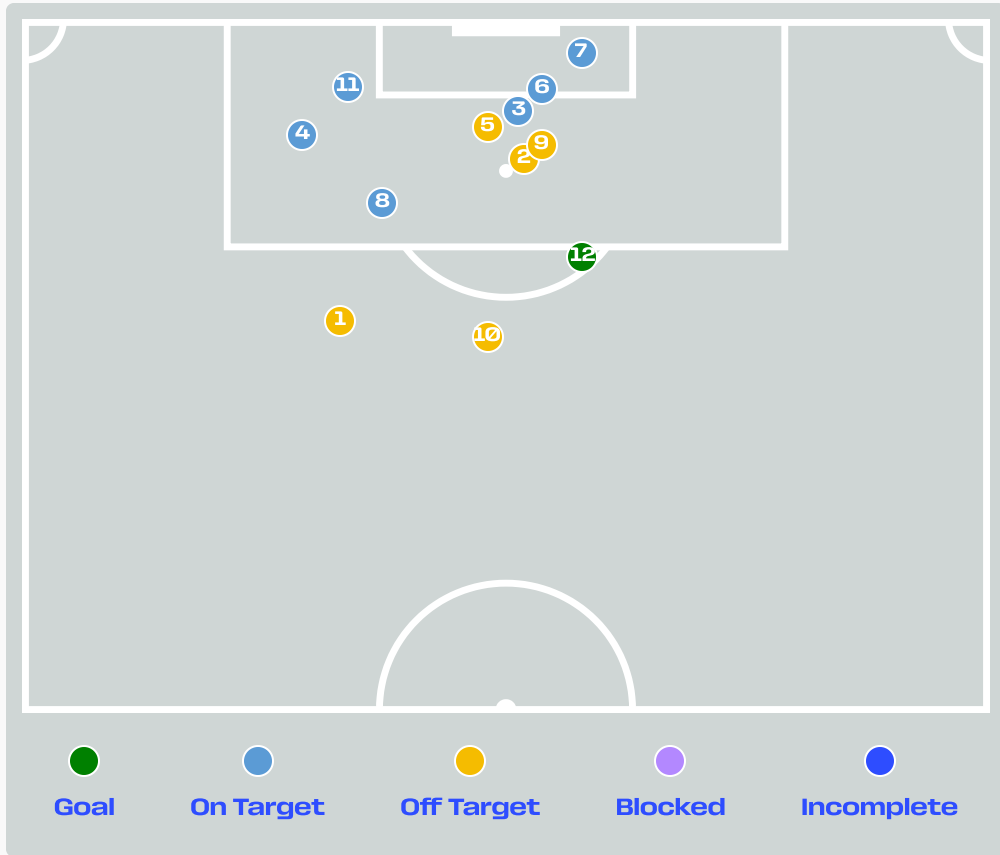
Key	Outcome	Shots
●	Goals	0
●	On Target	1
●	Off Target	4
●	Blocked	1
●	Incomplete	0






Attempts at Goal



Time	Player	Outcome	Body Part	Delivery Type
5	4 Teboho MOKOENA	On Target - Saved	Right Foot	Pass
22	4 Teboho MOKOENA	Incomplete - Blocked	Right Foot	Pass
35	21 Ime OKON	Off Target	Head	Corner
61	7 Oswin APPOLLIS	Off Target	Right Foot	Loose Ball
74	5 Thalente MBATHA	Off Target	Right Foot	Pass
84	7 Oswin APPOLLIS	Off Target - Saved	Right Foot	Ball Progression

Attempts at Goal



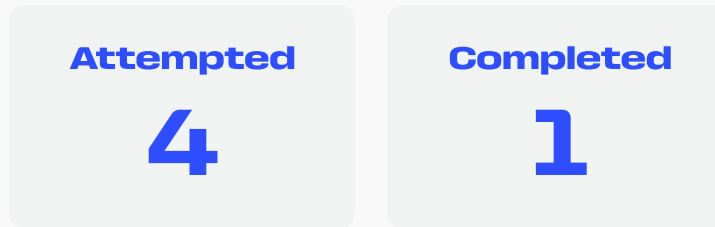
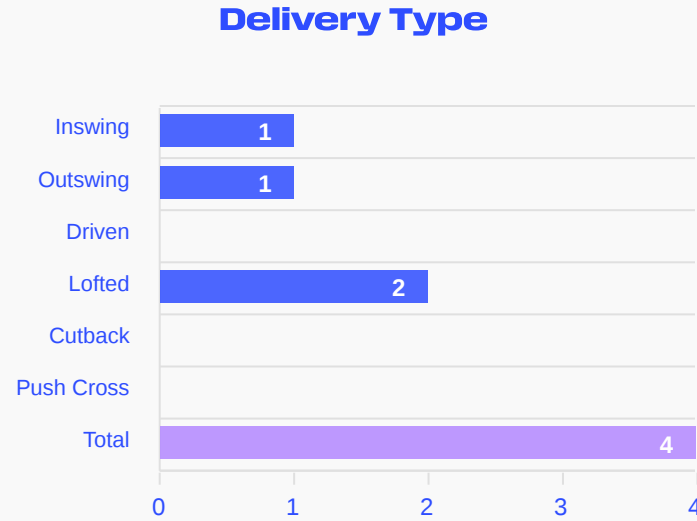
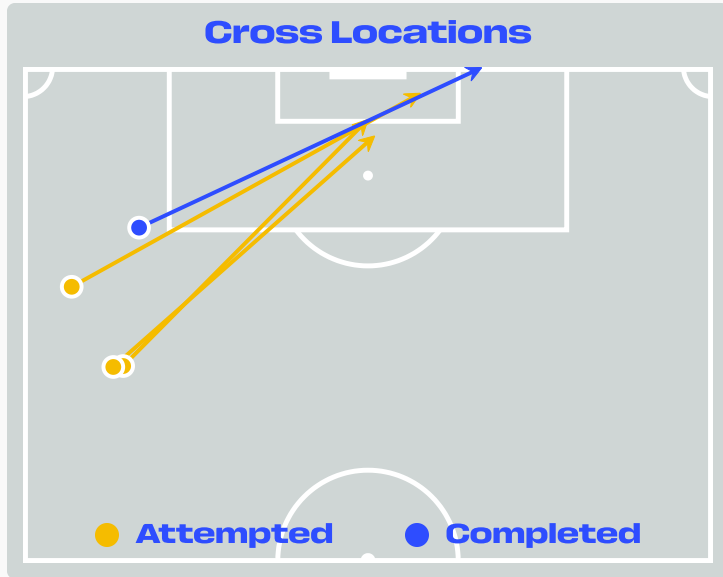
Key	Outcome	Shots
	Goals	1
	On Target	6
	Off Target	5
	Blocked	0
	Incomplete	0

Attempts at Goal



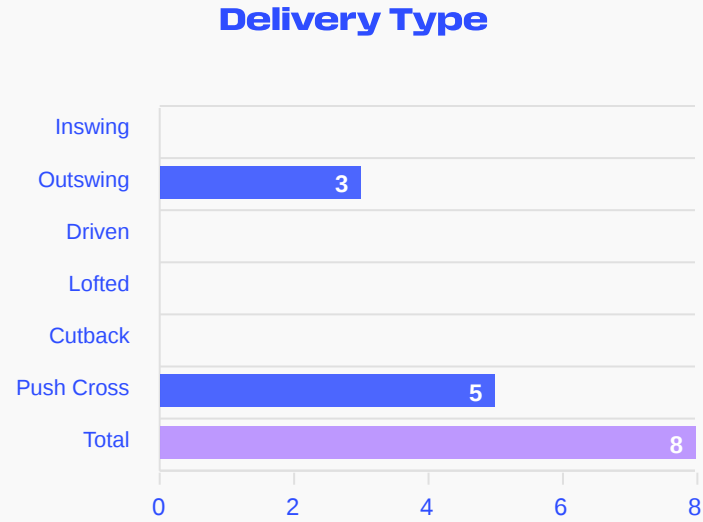
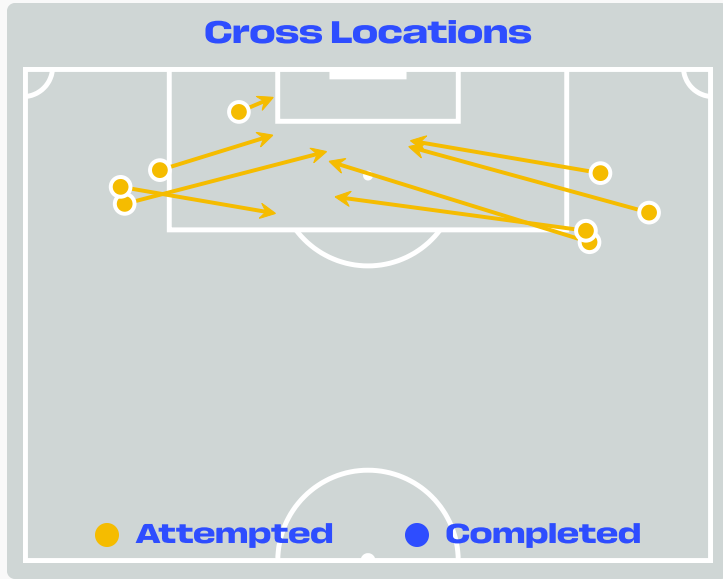
Time	Player	Outcome	Body Part	Delivery Type
6	7 Stephen EUSTAQUIO	Off Target	Right Foot	Loose Ball
16	10 Jonathan DAVID	Off Target	Right Foot	Corner
21	13 Derek CORNELIUS	On Target - Saved	Head	Freekick
34	12 Tani OLUWASEYI	On Target - Saved	Left Foot	Pass
40	12 Tani OLUWASEYI	Off Target	Head	Freekick
43	15 Moise BOMBITO	On Target - Goal Prevented	Head	Corner
43	17 Tajon BUCHANAN	On Target - Saved	Right Foot	Loose Ball
64	12 Tani OLUWASEYI	Deflected On Target - Saved	Left Foot	Pass
65	4 Luc DE FOUGEROLLES	Off Target	Head	Corner
75	24 Promise DAVID	Off Target	Right Foot	Pass
77	10 Jonathan DAVID	On Target - Saved	Left Foot	Pass
91	7 Stephen EUSTAQUIO	On Target - Goal	Right Foot	Loose Ball

Crosses (Open Play)



#	Player	Inswing	Outswing	Driven	Lofted	Cutback	Push Cross	Total Attempted
1	Ronwen WILLIAMS	0	0	0	0	0	0	0
4	Teboho MOKOENA	1	0	0	0	0	0	1
6	Aubrey MODIBA	0	1	0	1	0	0	2
7	Oswin APPOLLIS	0	0	0	0	0	0	0
10	Relebohile MOFOKENG	0	0	0	0	0	0	0
12	Thapelo MASEKO	0	0	0	0	0	0	0
13	Sphephelo SITHOLE	0	0	0	0	0	0	0
14	Mbekezeli MBOKAZI	0	0	0	0	0	0	0
17	Evidence MAKGOPA	0	0	0	0	0	0	0
20	Khuliso MUDAU	0	0	0	0	0	0	0
21	Ime OKON	0	0	0	0	0	0	0
5	Thalente MBATHA	0	0	0	1	0	0	1
8	Tshepang MOREMI	0	0	0	0	0	0	0
15	Iqraam RAYNERS	0	0	0	0	0	0	0

Crosses (Open Play)



#	Player	Inswing	Outswing	Driven	Lofted	Cutback	Push Cross	Total Attempted
16	Maxime CREPEAU	0	0	0	0	0	0	0
2	Alistair JOHNSTON	0	1	0	0	0	0	1
7	Stephen EUSTAQUIO	0	0	0	0	0	0	0
10	Jonathan DAVID	0	0	0	0	0	0	0
11	Liam MILLAR	0	1	0	0	0	1	2
12	Tani OLUWASEYI	0	0	0	0	0	0	0
13	Derek CORNELIUS	0	0	0	0	0	0	0
15	Moise BOMBITO	0	0	0	0	0	0	0
17	Tajon BUCHANAN	0	0	0	0	0	1	1
22	Richie LARYEA	0	0	0	0	0	1	1
25	Nathan SALIBA	0	0	0	0	0	0	0
4	Luc DE FOUGEROLLES	0	0	0	0	0	0	0
14	Jacob SHAFFELBURG	0	1	0	0	0	1	2
19	Alphonso DAVIES	0	0	0	0	0	1	1
23	Niko SIGUR	0	0	0	0	0	0	0
24	Promise DAVID	0	0	0	0	0	0	0



Attempted

8

Completed

0

Most Crosses Attempted

2

Liam MILLAR
LEFT MIDFIELD

Offering to Receive

304

Total Offers Made

99

Total Offers Received

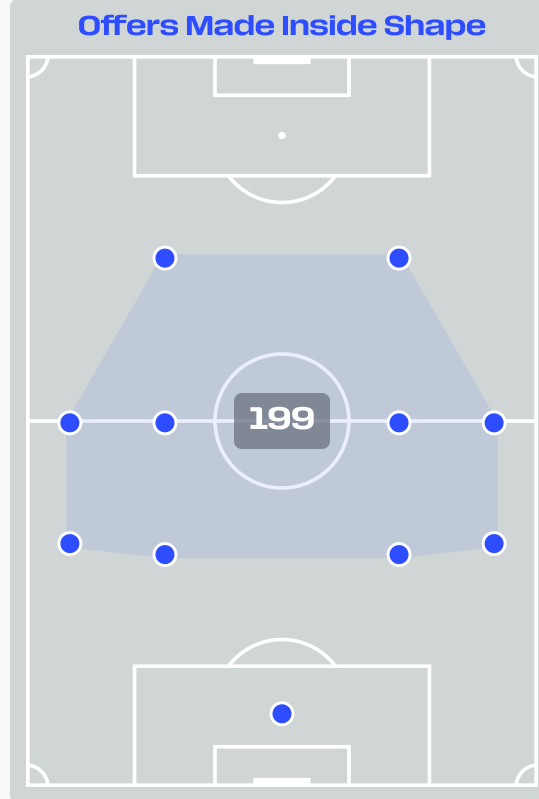
Most Offers

61

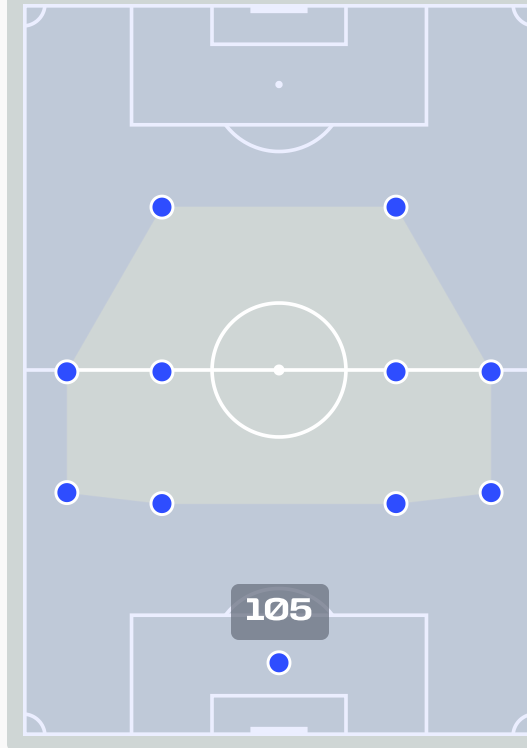
Sphephelo SITHOLE
DEFENSIVE MIDFIELD CENTRE RIGHT

104

Offers Made in Final Third



Offers Made Outside Shape



142

Offers Made in Middle Third

58

Offers Made in Defensive Third

#	Player	Offers Made	Offers Received	% Made & Received
1	Ronwen WILLIAMS	17	6	35.3%
4	Teboho MOKOENA	34	18	52.9%
6	Aubrey MODIBA	13	4	30.8%
7	Oswin APPOLLIS	54	16	29.6%
10	Relebohile MOFOKENG	15	2	13.3%
12	Thapelo MASEKO	21	9	42.9%
13	Sphephelo SITHOLE	61	17	27.9%
14	Mbekezeli MBOKAZI	7	1	14.3%
17	Evidence MAKGOPA	20	4	20%
20	Khuliso MUDAU	16	5	31.2%
21	Ime OKON	10	5	50%
5	Thalente MBATHA	22	9	40.9%
8	Tshepang MOREMI	5	0	0%
15	Iqraam RAYNERS	9	3	33.3%

Offering to Receive

253

Total Offers Made

108

Total Offers Received

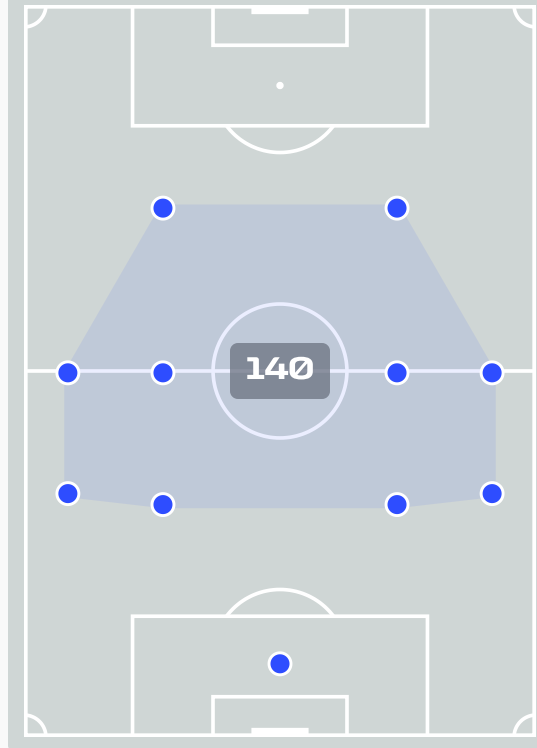
Most Offers

51

Jonathan DAVID
CENTRE FORWARD RIGHT

#	Player	Offers Made	Offers Received	% Made & Received
16	Maxime CREPEAU	3	3	100%
2	Alistair JOHNSTON	24	14	58.3%
7	Stephen EUSTAQUIO	21	5	23.8%
10	Jonathan DAVID	51	23	45.1%
11	Liam MILLAR	24	13	54.2%
12	Tani OLUWASEYI	27	5	18.5%
13	Derek CORNELIUS	9	6	66.7%
15	Moise BOMBITO	8	6	75%
17	Tajon BUCHANAN	14	4	28.6%
22	Richie LARYEA	14	4	28.6%
25	Nathan SALIBA	18	9	50%
4	Luc DE FOUGEROLLES	2	0	0%
14	Jacob SHAFFELBURG	12	5	41.7%
19	Alphonso DAVIES	13	6	46.2%
23	Niko SIGUR	8	4	50%
24	Promise DAVID	5	1	20%

Offers Made Inside Shape



Offers Made Outside Shape



123

Offers Made in Final Third

108

Offers Made in Middle Third

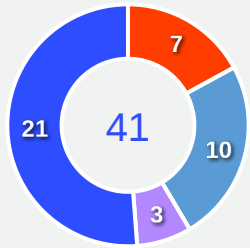
22

Offers Made in Defensive Third

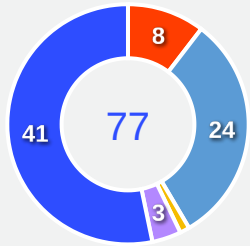
Movement to Receive

Movement Types by Phase

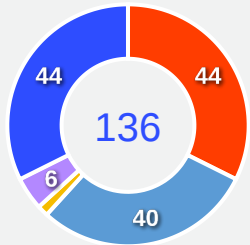
Final Third Phase



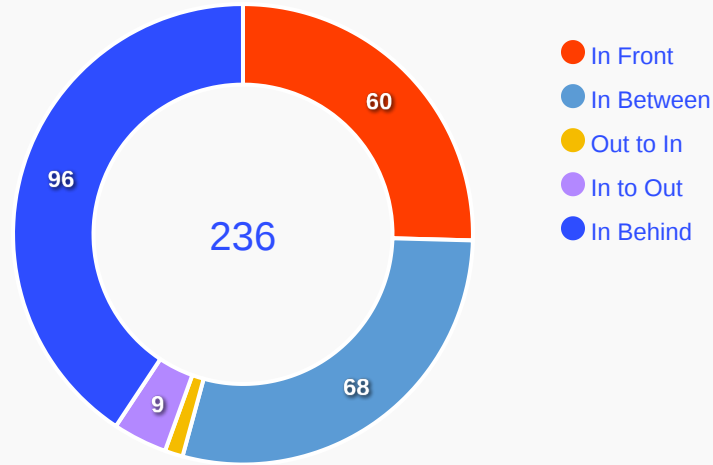
Progression Phase



Build Up Phase



All Movement Types

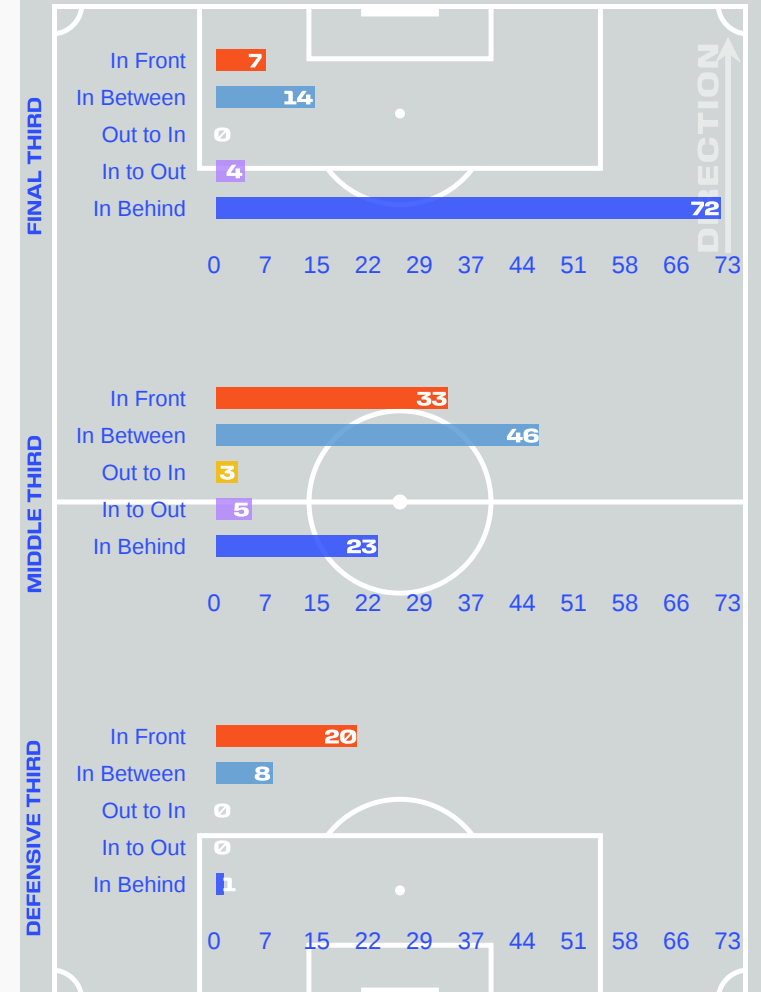


- In Front
- In Between
- Out to In
- In to Out
- In Behind

Top Ranked Players

Type	Player	Movements
In Front	13 Sphephelo SITHOLE	26
In Between	13 Sphephelo SITHOLE	25
Out to In	7 Oswin APPOLLIS	1
In to Out	4 Teboho MOKOENA	2
In Behind	7 Oswin APPOLLIS	22

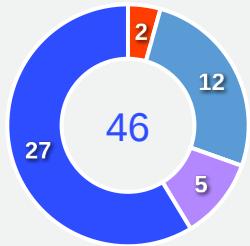
Movement Types Pitch Third



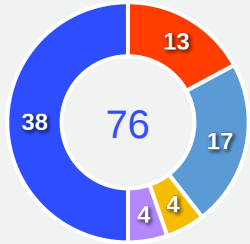
Movement to Receive

Movement Types by Phase

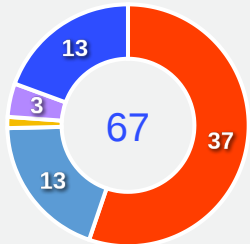
Final Third Phase



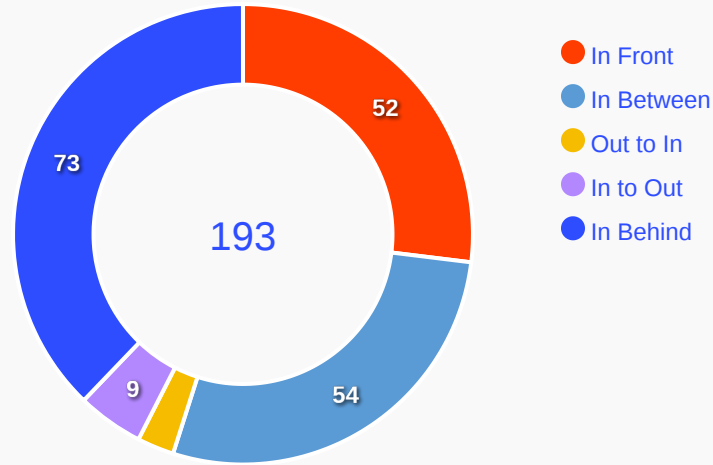
Progression Phase



Build Up Phase



All Movement Types

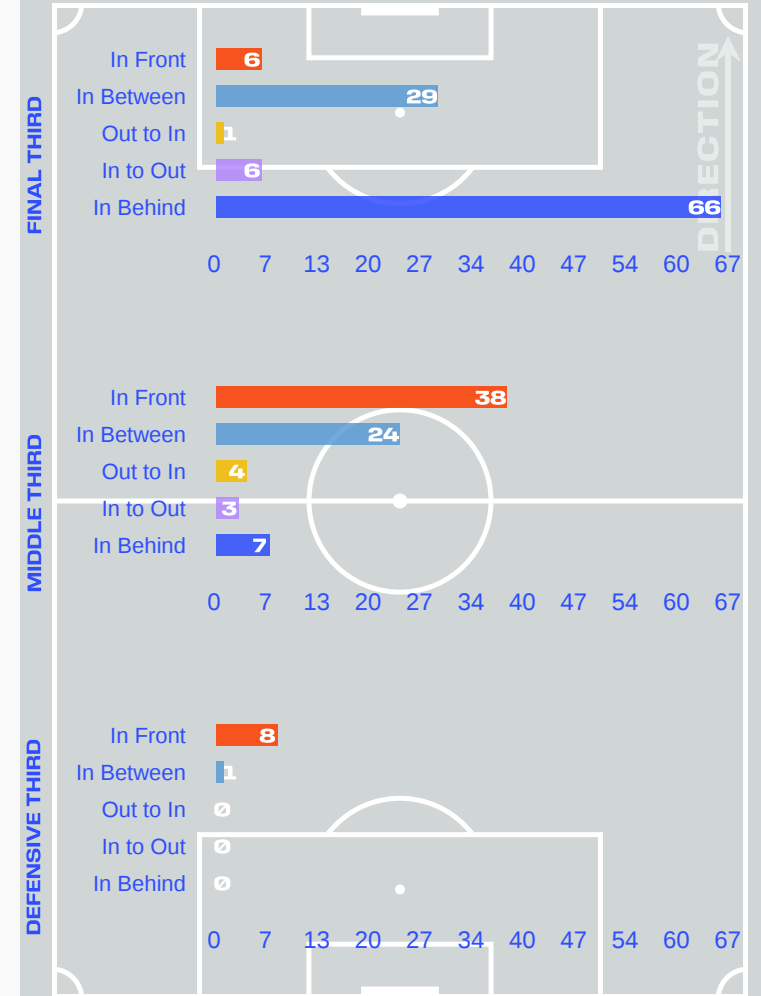


- In Front
- In Between
- Out to In
- In to Out
- In Behind

Top Ranked Players

Type	Player	Movements
In Front	25 Nathan SALIBA	14
In Between	10 Jonathan DAVID	27
Out to In	10 Jonathan DAVID	2
In to Out	10 Jonathan DAVID	5
In Behind	12 Tani OLUWASEYI	19

Movement Types Pitch Third



OUT OF POSSESSION



South Africa v Canada

Defensive Actions



42

Forced Turnovers

53

Possession Regained

13

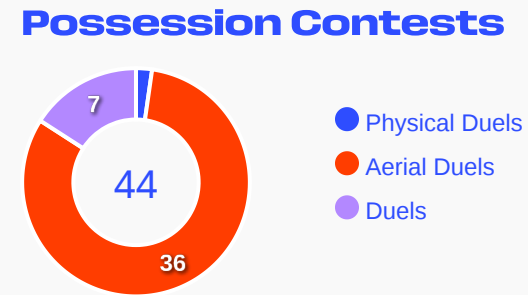
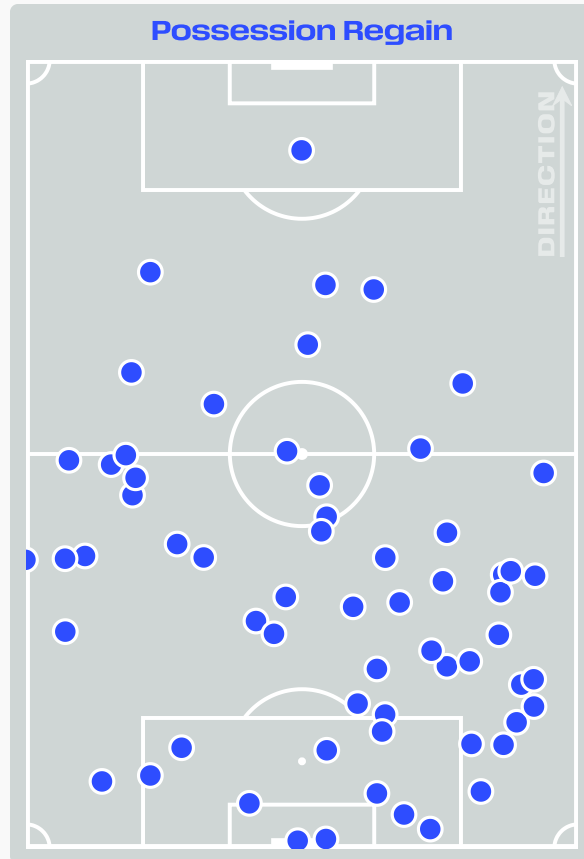
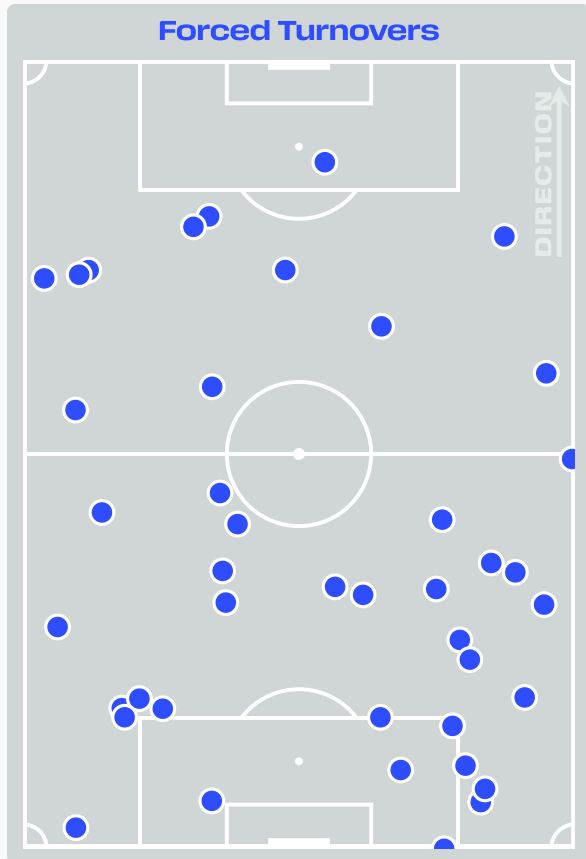
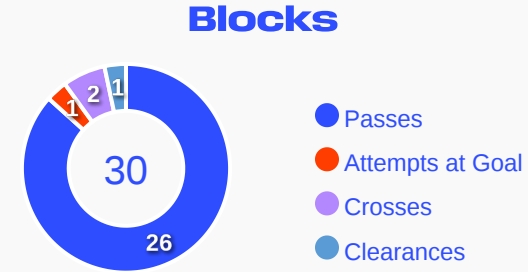
Interceptions

31

Tackles

4.6

Possession Actions / Defensive Action



Most Possession Regains

10

Sphephelo SITHOLE
DEFENSIVE MIDFIELD CENTRE RIGHT

#	Player	Total Possession Regains
1	Ronwen WILLIAMS	4
4	Teboho MOKOENA	7
6	Aubrey MODIBA	3
7	Oswin APPOLLIS	3
10	Relebohile MOFOKENG	2
12	Thapelo MASEKO	4
13	Sphephelo SITHOLE	10
14	Mbekezeli MBOKAZI	6
17	Evidence MAKGOPA	0
20	Khuliso MUDAU	7
21	Ime OKON	4
5	Thalente MBATHA	3
8	Tshepang MOREMI	0
15	Iqraam RAYNERS	0

Defensive Actions

49

Forced Turnovers

53

Possession Regained

6

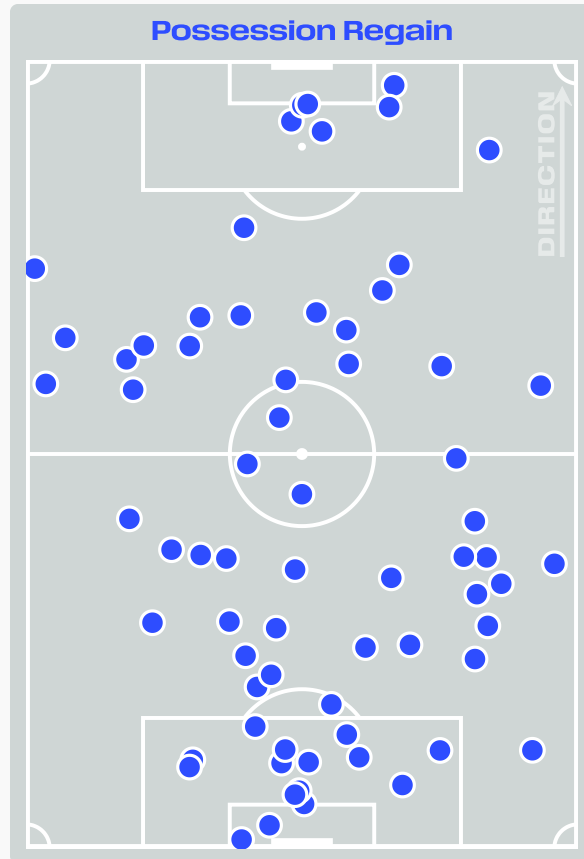
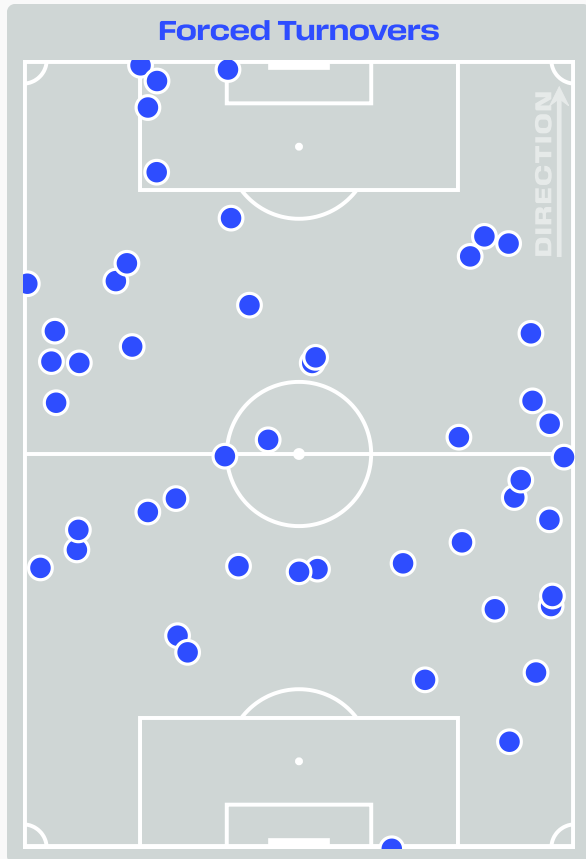
Interceptions

42

Tackles

3.62

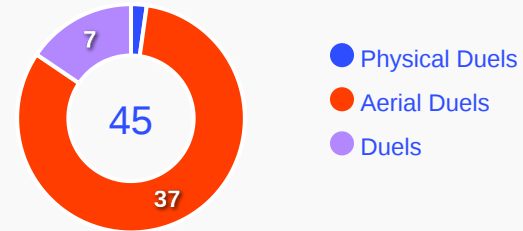
Possession Actions / Defensive Action



Blocks



Possession Contests



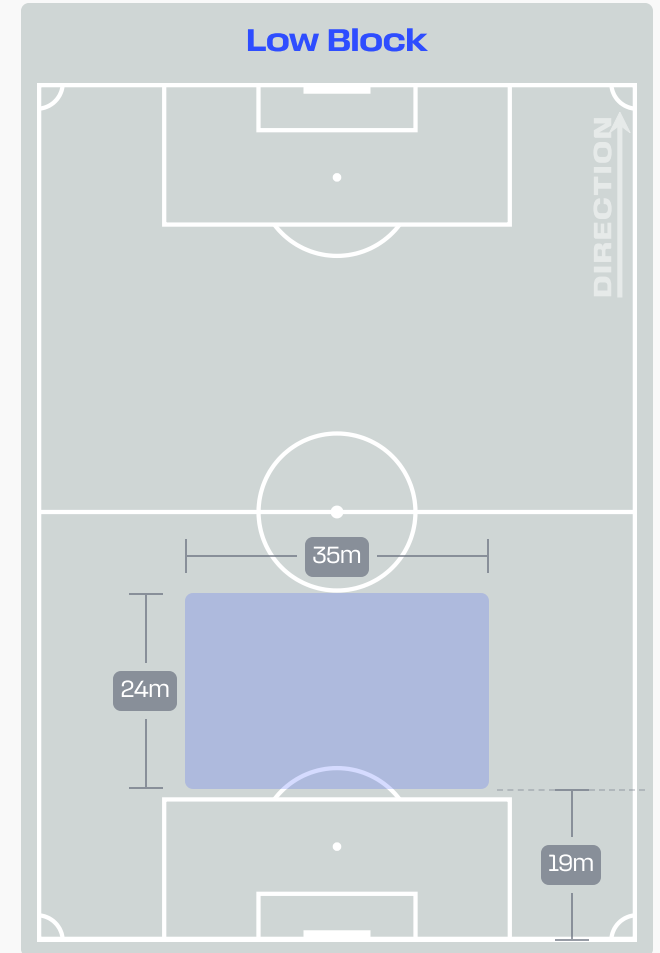
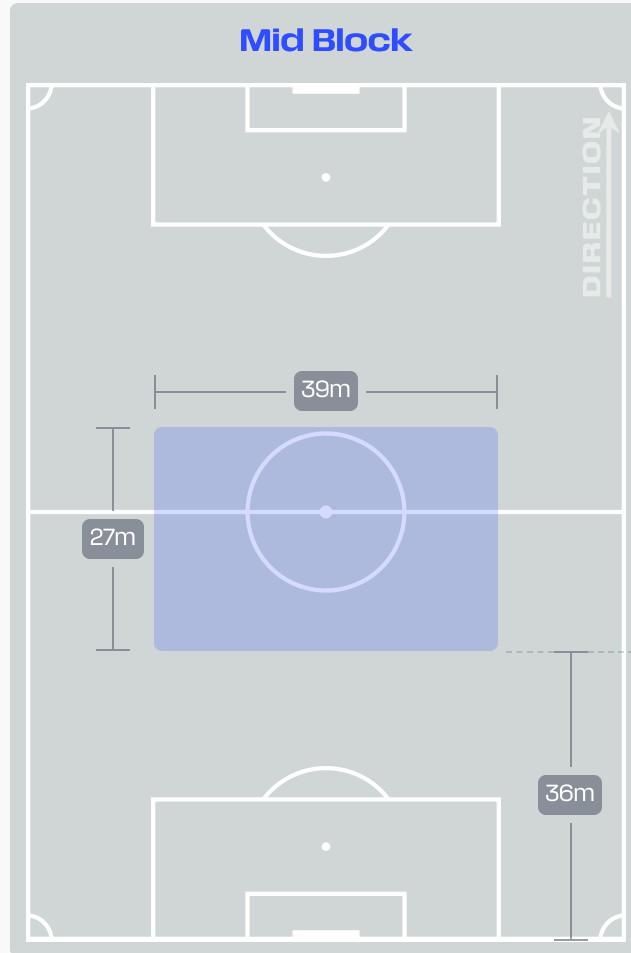
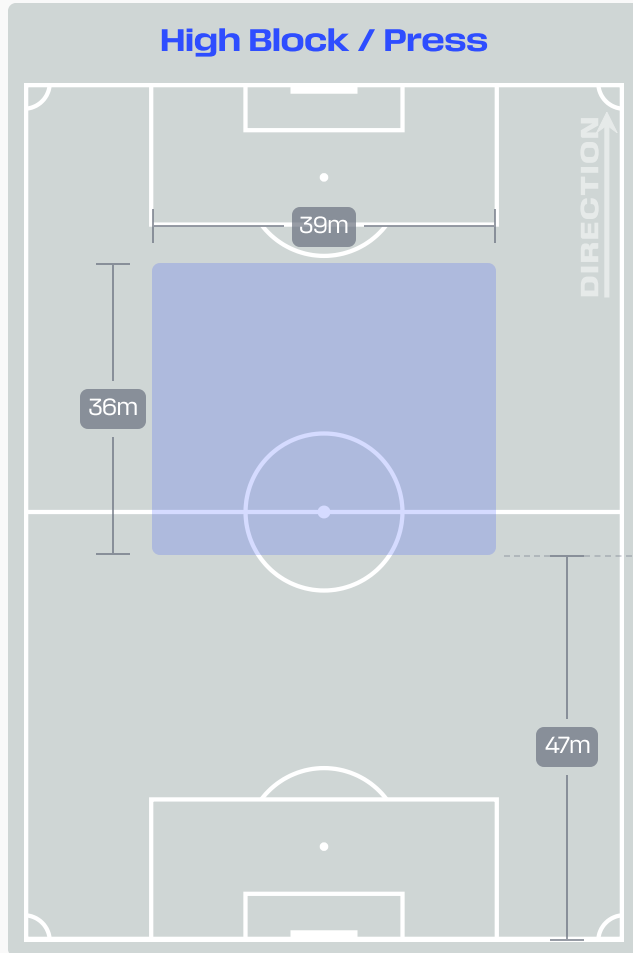
Most Possession Regains

10

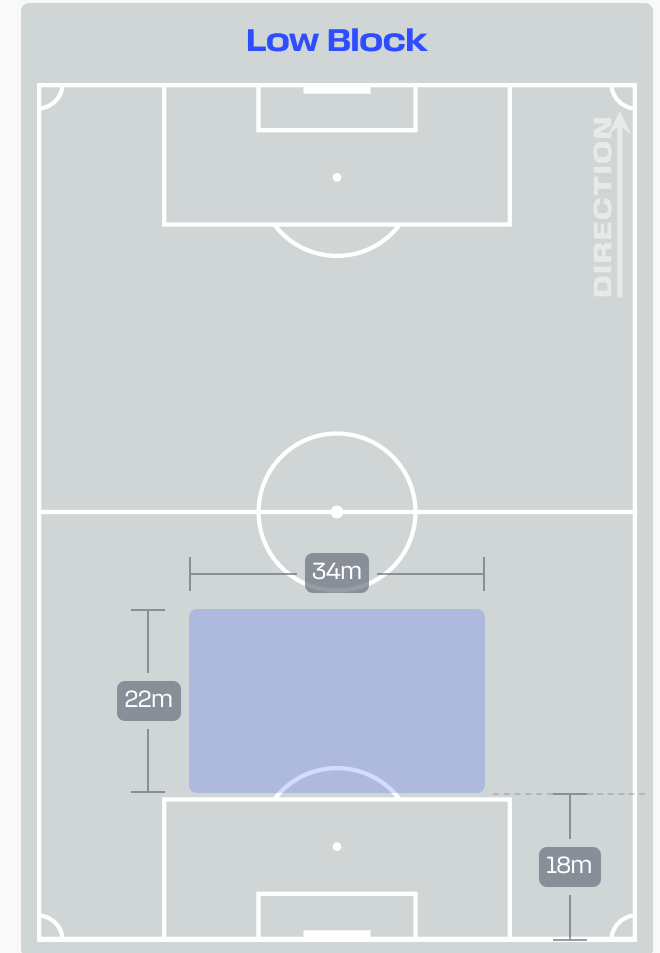
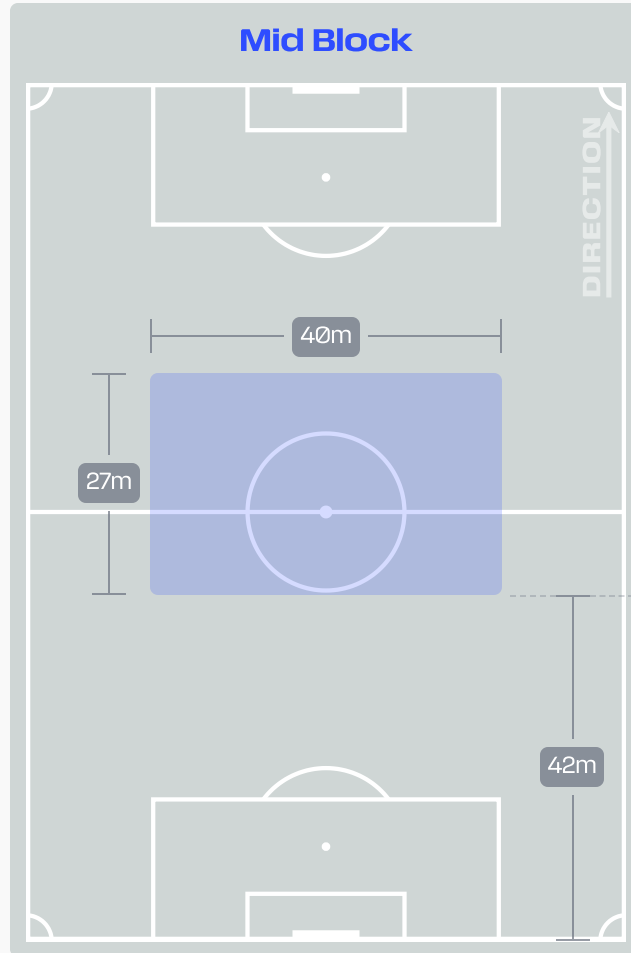
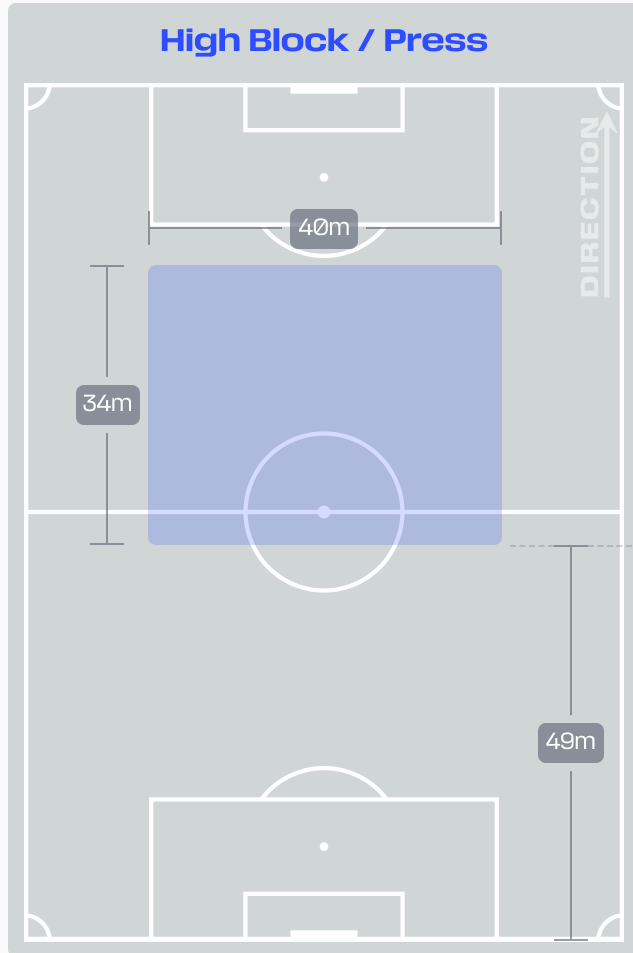
Maxime CREPEAU
GOALKEEPER

#	Player	Total Possession Regains
16	Maxime CREPEAU	10
2	Alistair JOHNSTON	7
7	Stephen EUSTAQUIO	5
10	Jonathan DAVID	0
11	Liam MILLAR	1
12	Tani OLUWASEYI	0
13	Derek CORNELIUS	6
15	Moise BOMBITO	4
17	Tajon BUCHANAN	2
22	Richie LARYEA	2
25	Nathan SALIBA	6
4	Luc DE FOUGEROLLES	6
14	Jacob SHAFFELBURG	1
19	Alphonso DAVIES	0
23	Niko SIGUR	1
24	Promise DAVID	2

Defensive Line Height & Team Length



Defensive Line Height & Team Length

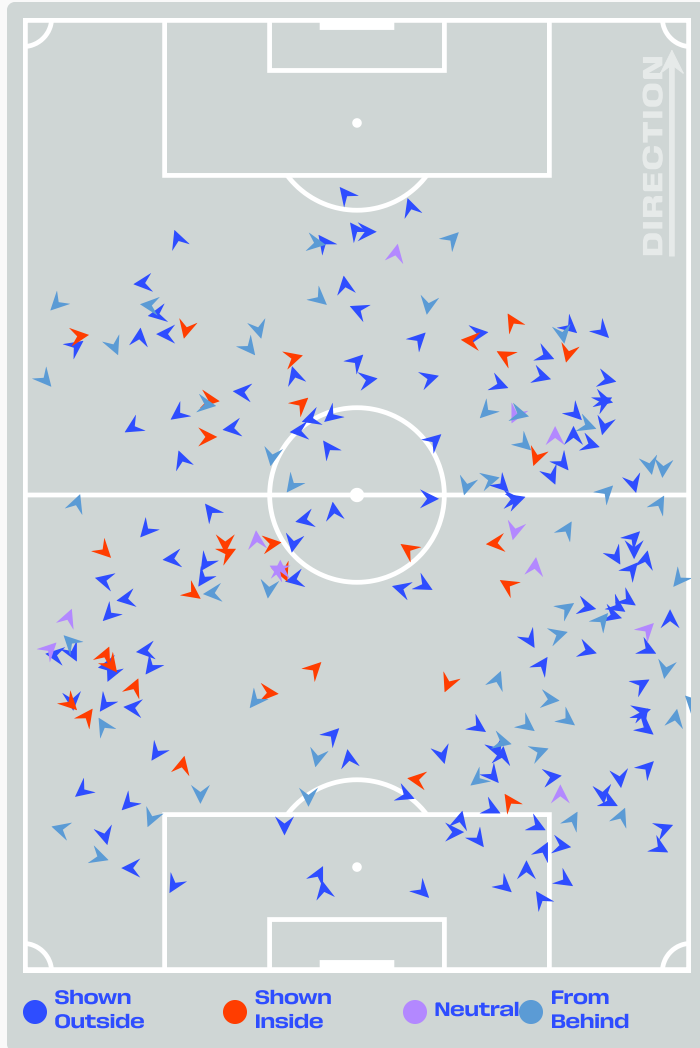


Defensive Pressure

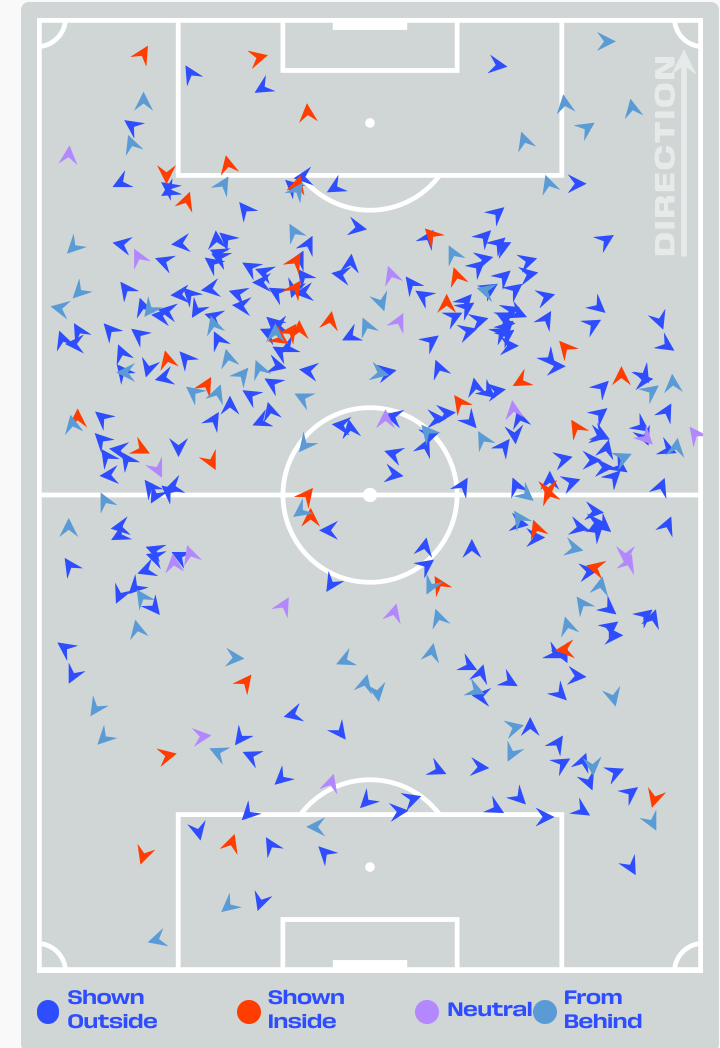


South Africa

Canada



221	Total Pressures	344
43	Direct Pressures	62
1.54s	Avg Pressure Duration	1.42s
42	Forced Turnovers	49
14.06s	Ball Recovery Time	20.95s
81	Pushing on into Pressing	162
193	Pushing on	281
31	Pressing Direction Inside	39
125	Pressing Direction Outside	221



Most Direct Pressures

9

Thapelo MASEKO
ATTACKING MIDFIELD RIGHT

Most Direct Pressures

13

Richie LARVEA
LEFT BACK

GOALKEEPING



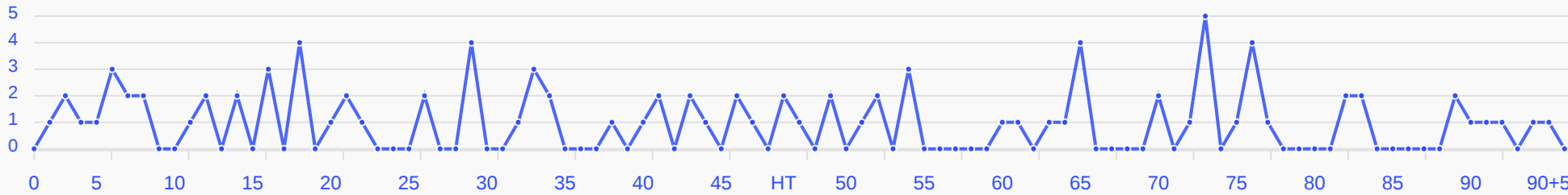
South Africa v Canada

Goalkeeping Involvement



South Africa

South Africa GK Involvement Timeline



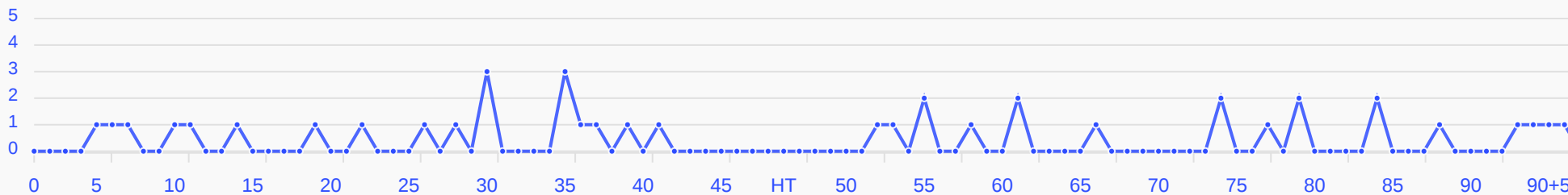
98

Total Involvements



Canada



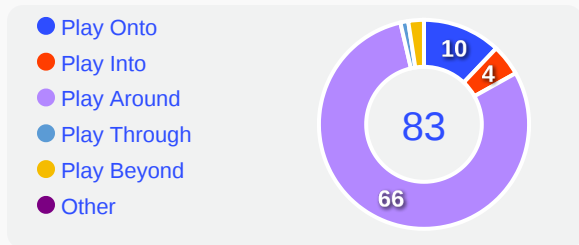
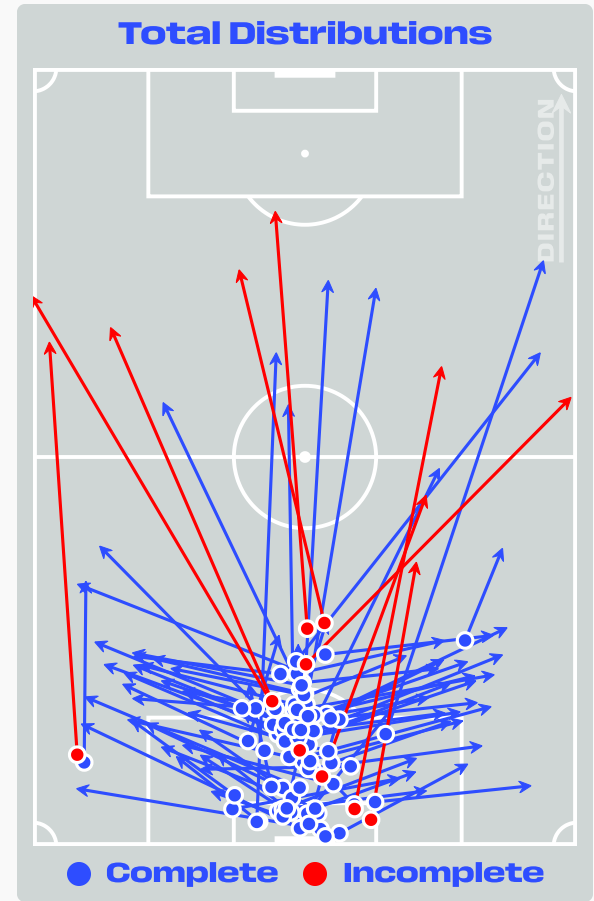
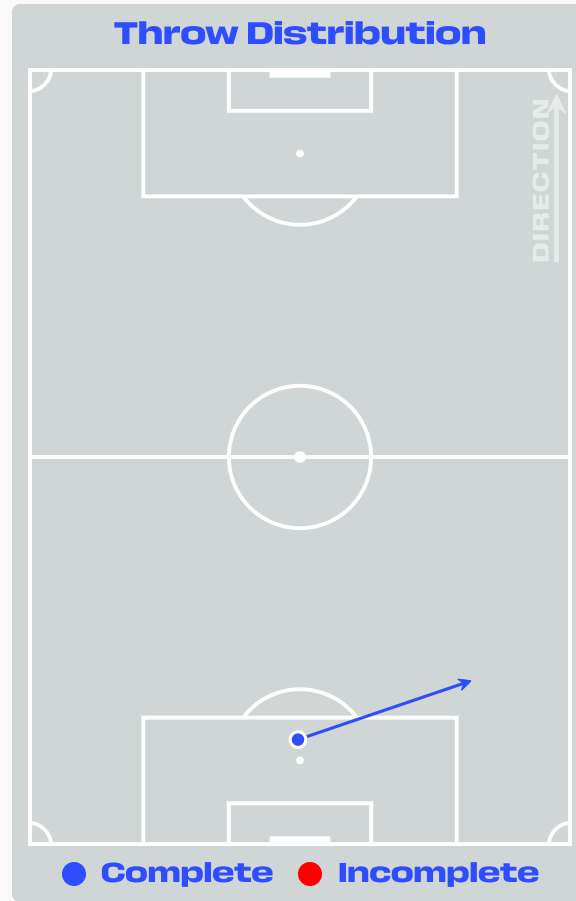
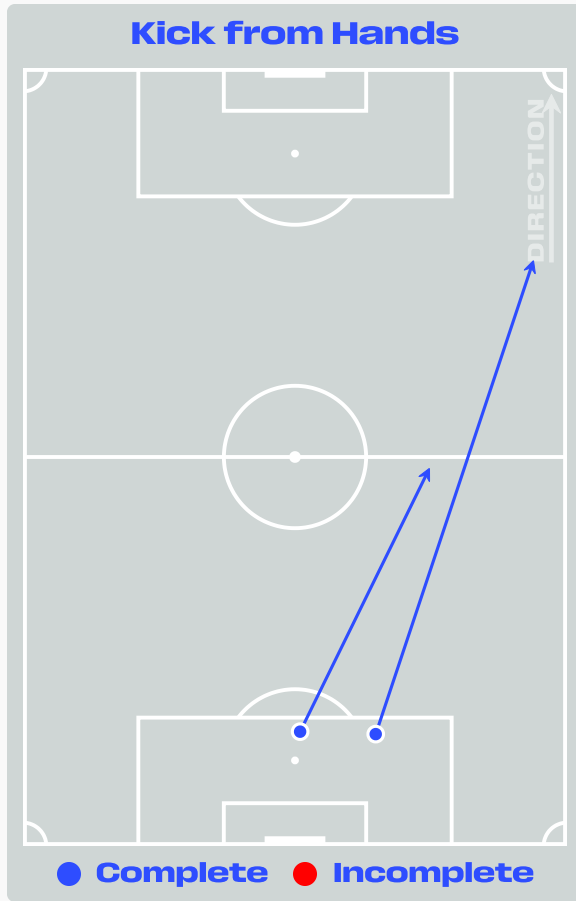
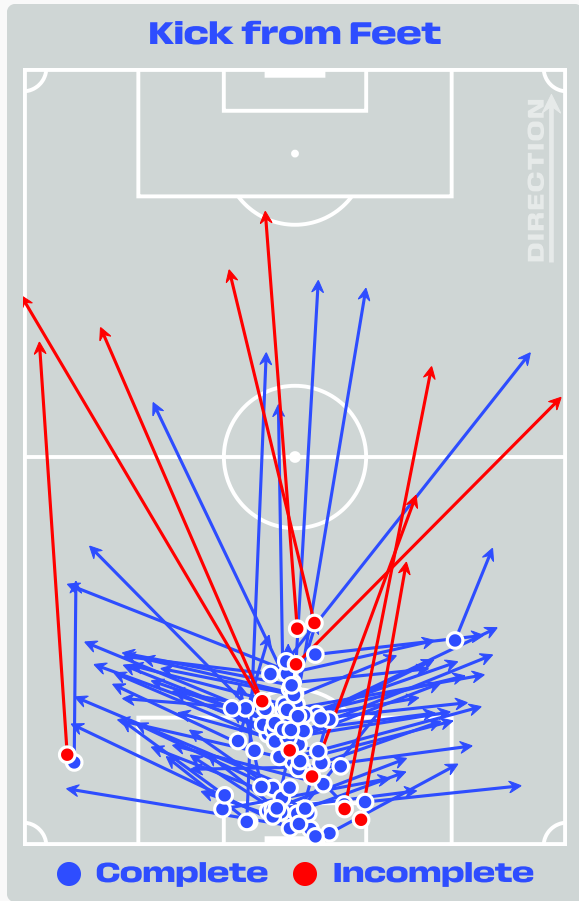
Canada GK Involvement Timeline




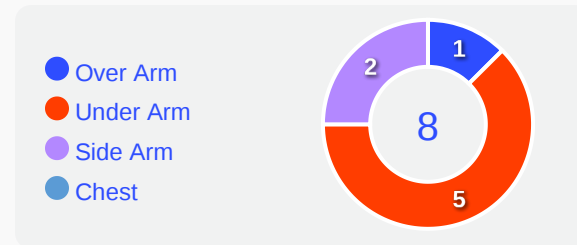
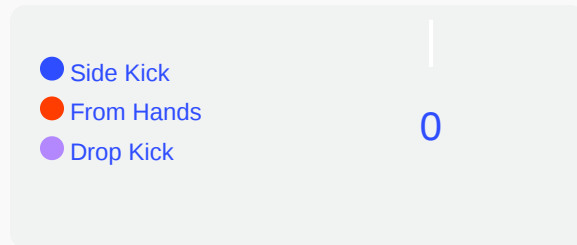
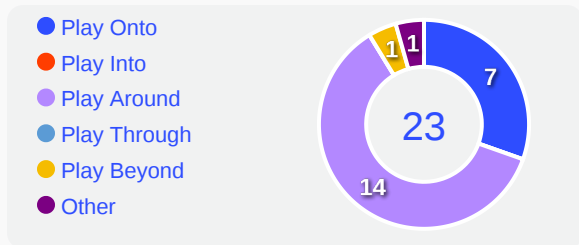
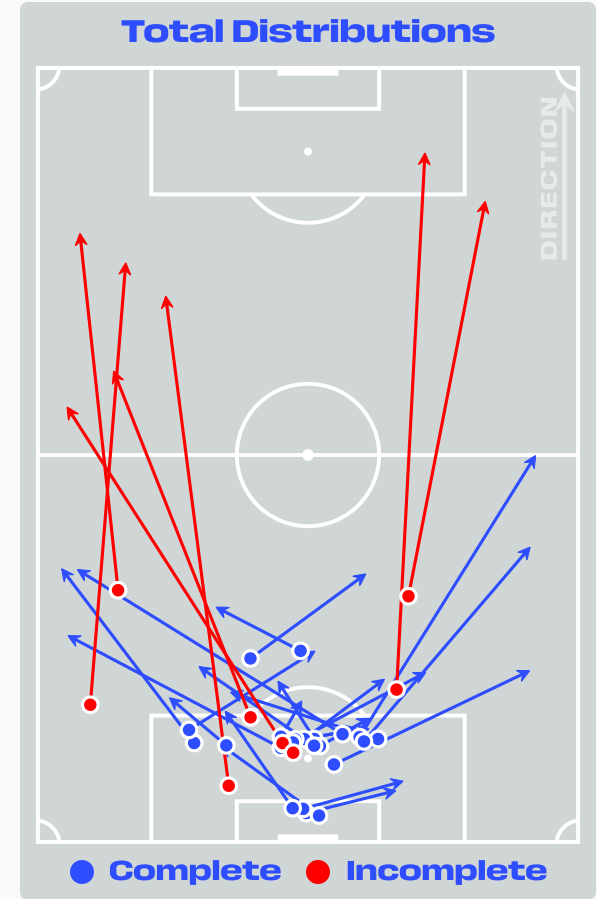
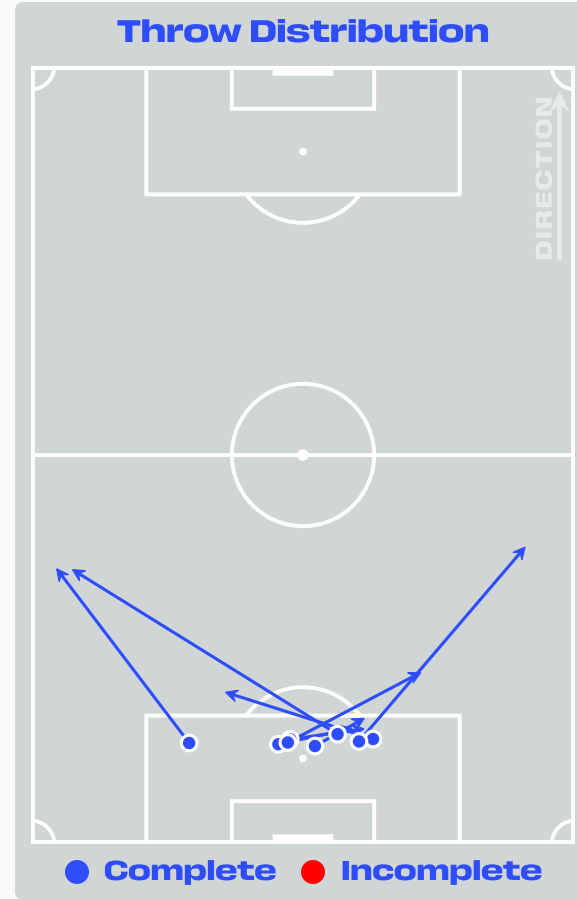
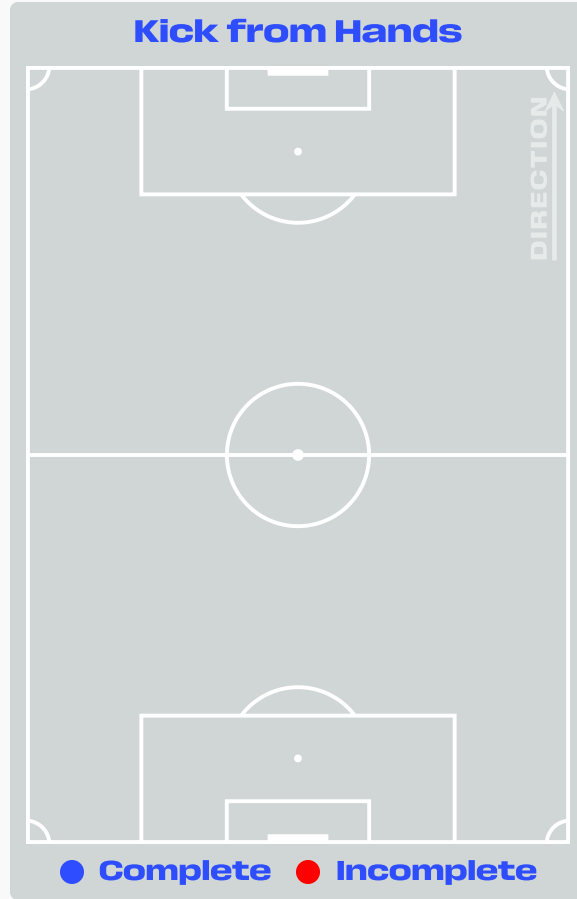
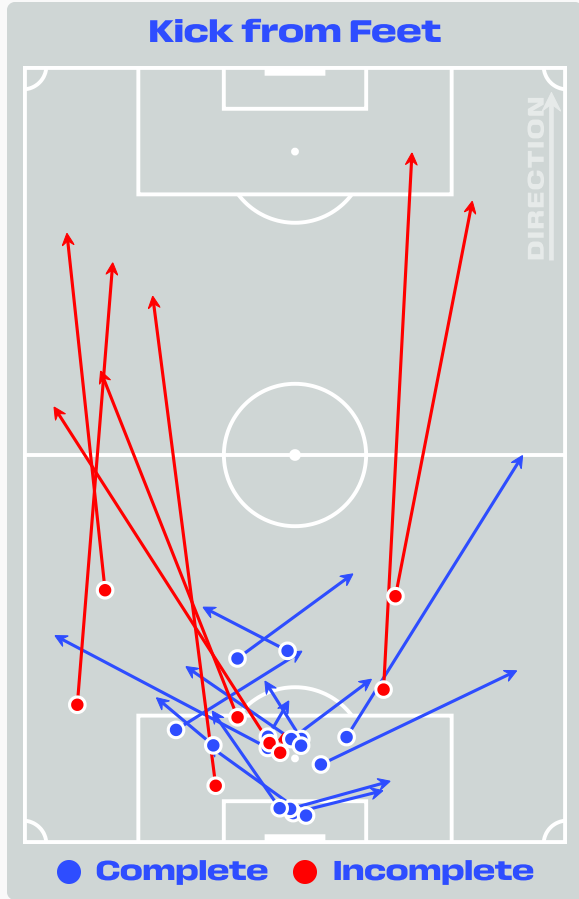
40

Total Involvements

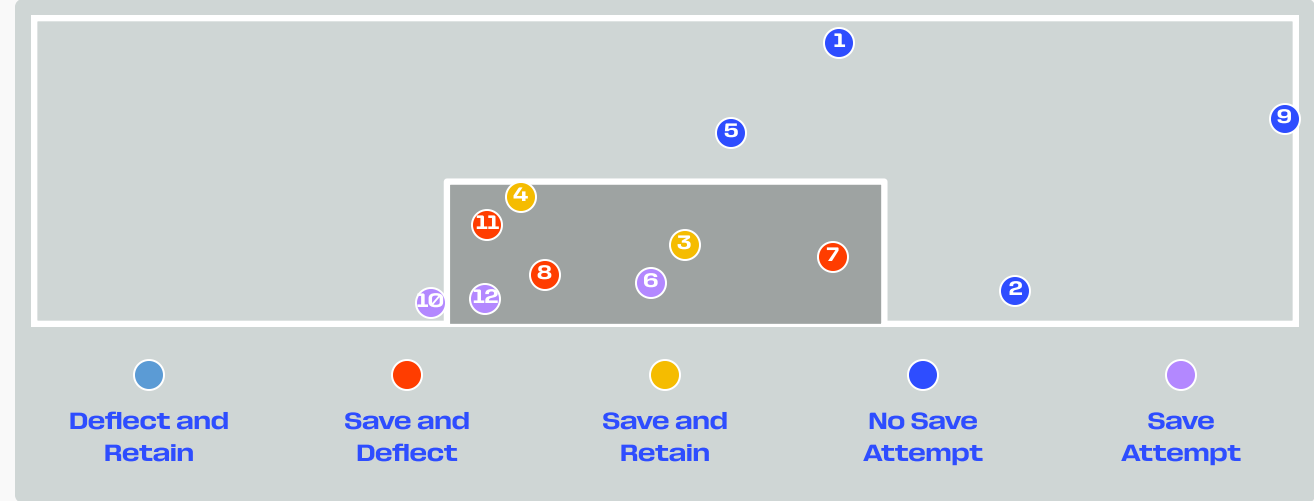
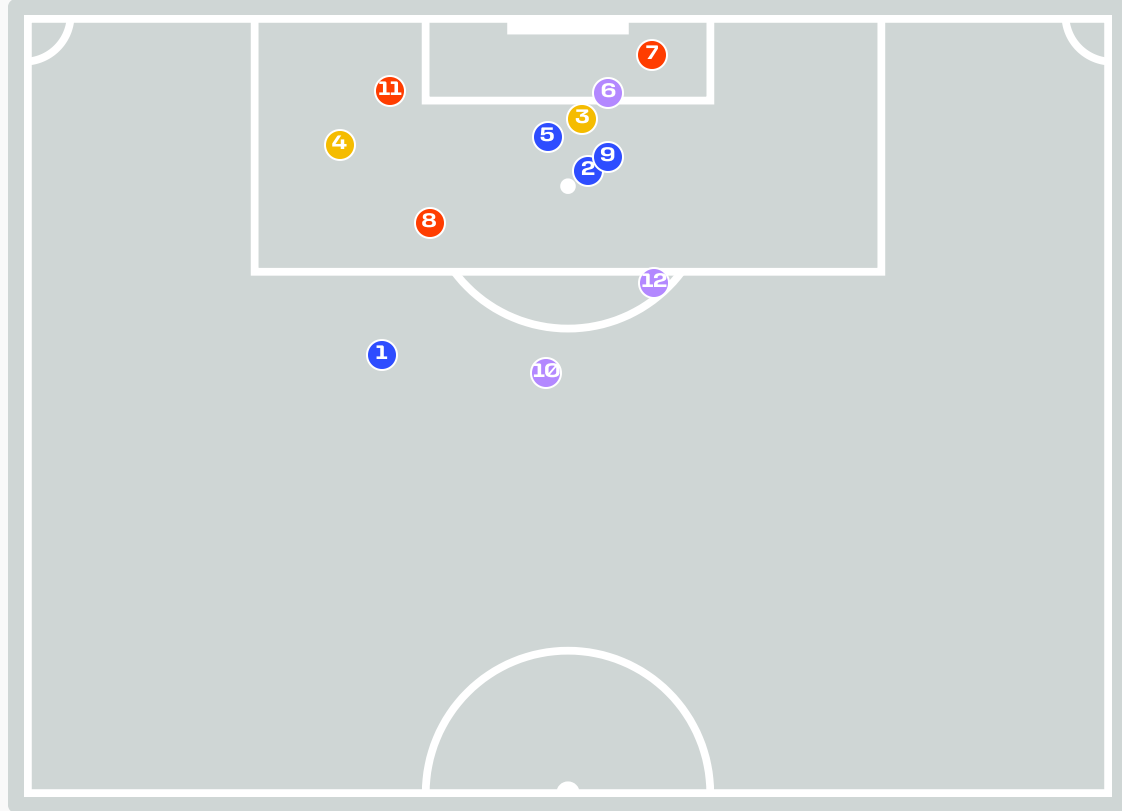
Goalkeeping Distribution



Goalkeeping Distribution

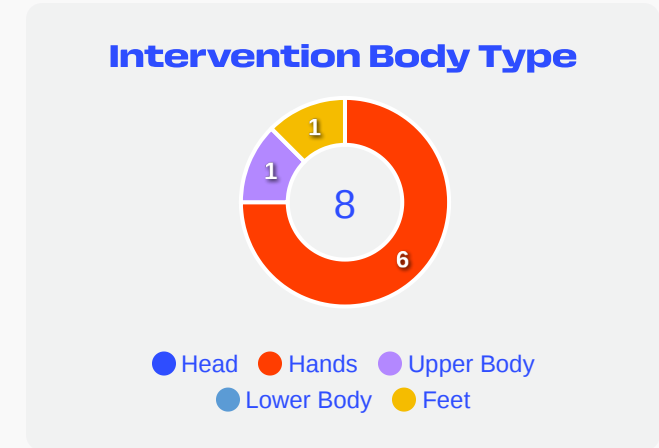
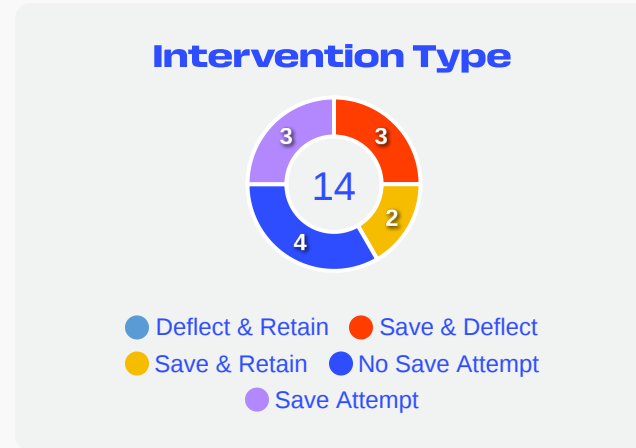


Goal Prevention



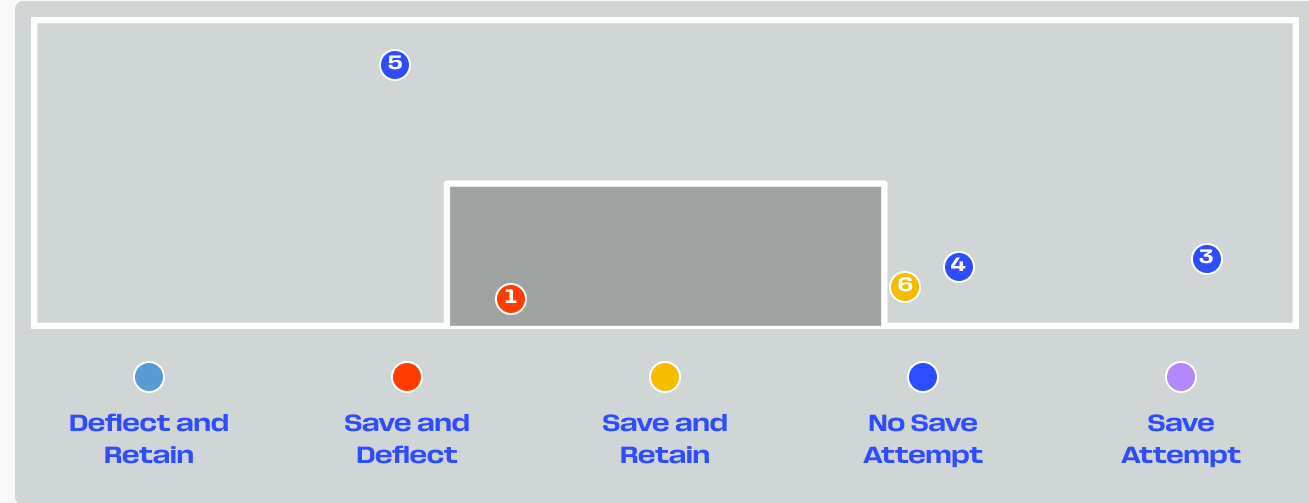
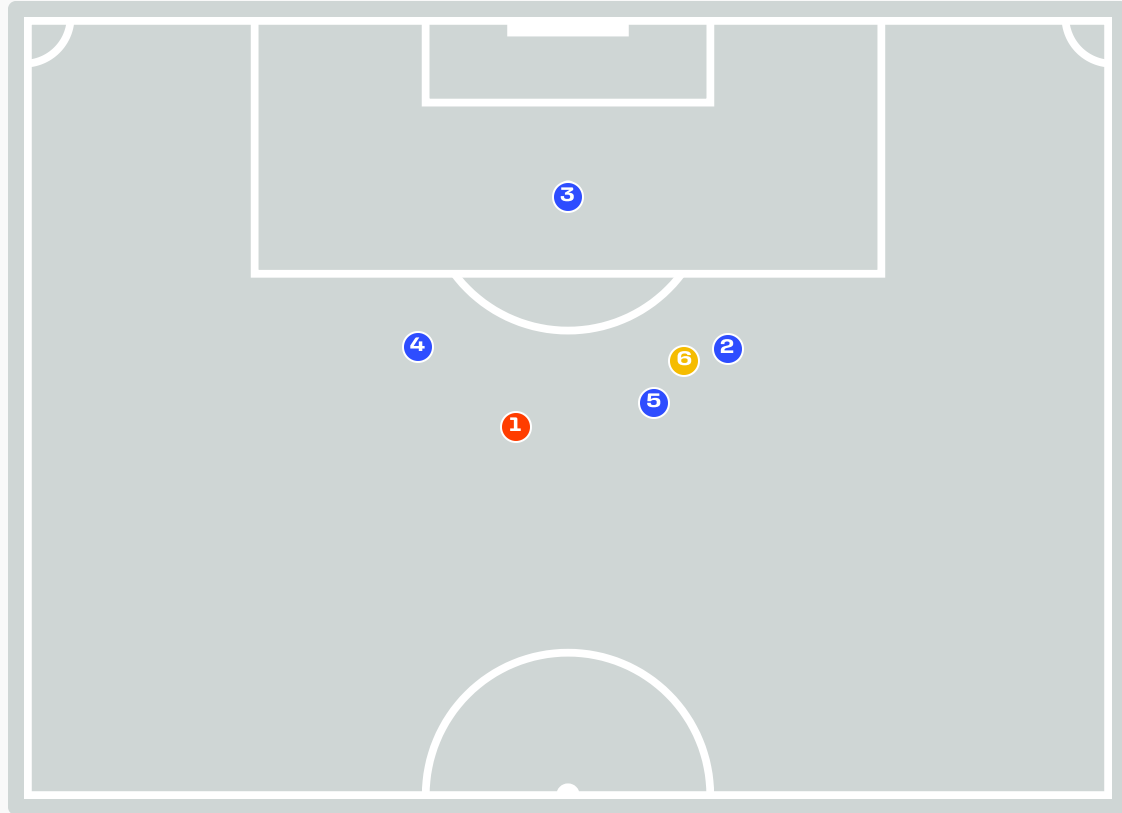
12
Total Attempts on Goal Faced

83
Save %



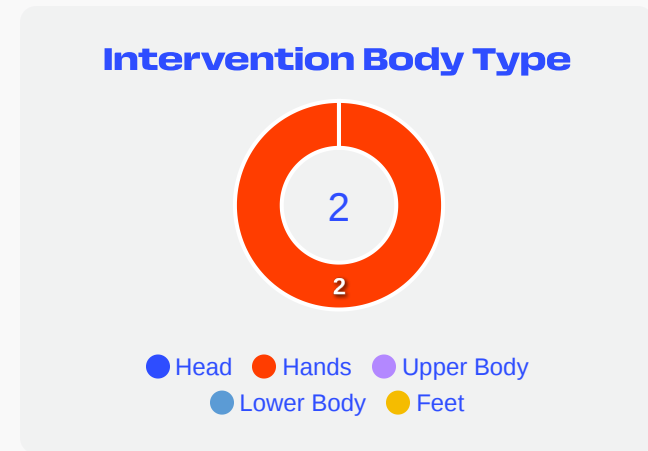
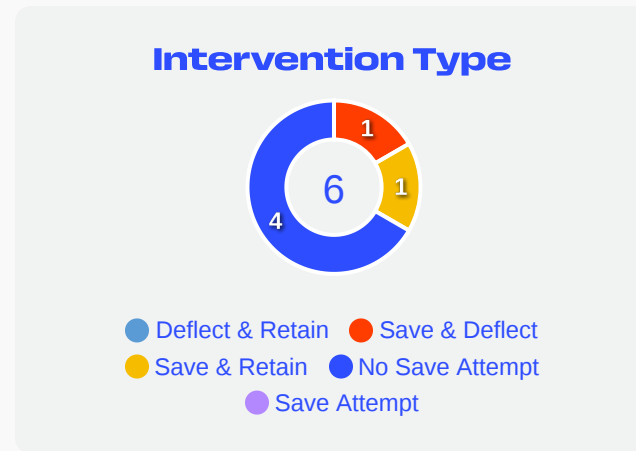
Total Attempts on Goal Faced	Total Goal Interventions	Save & Retain	Deflect & Retain	Save & Deflect	Save Attempt	No Save Attempt
12	5	2	0	3	3	4

Goal Prevention



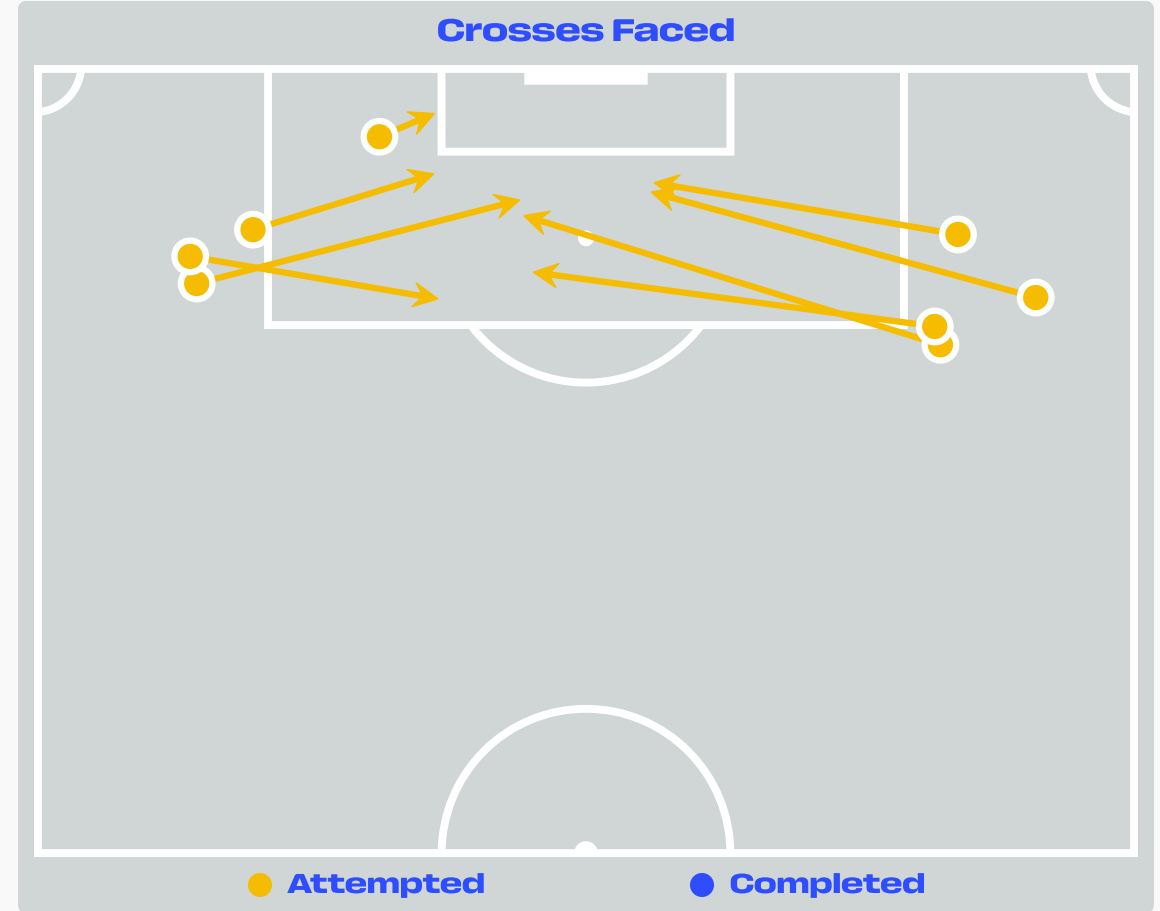


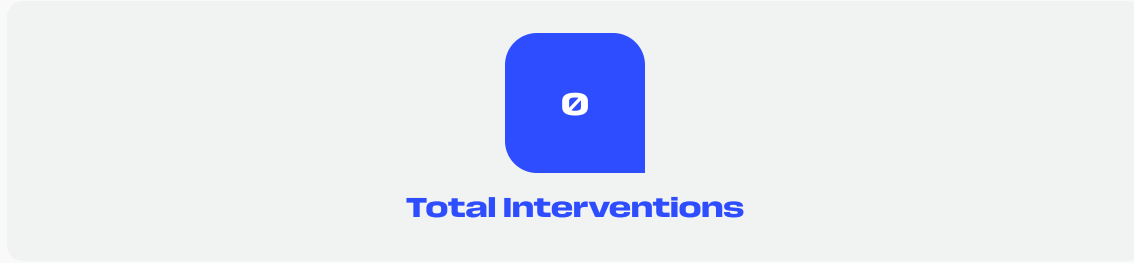
6
Total Attempts on Goal Faced

100
Save %



Total Attempts on Goal Faced	Total Goal Interventions	Save & Retain	Deflect & Retain	Save & Deflect	Save Attempt	No Save Attempt
6	2	1	0	1	0	4

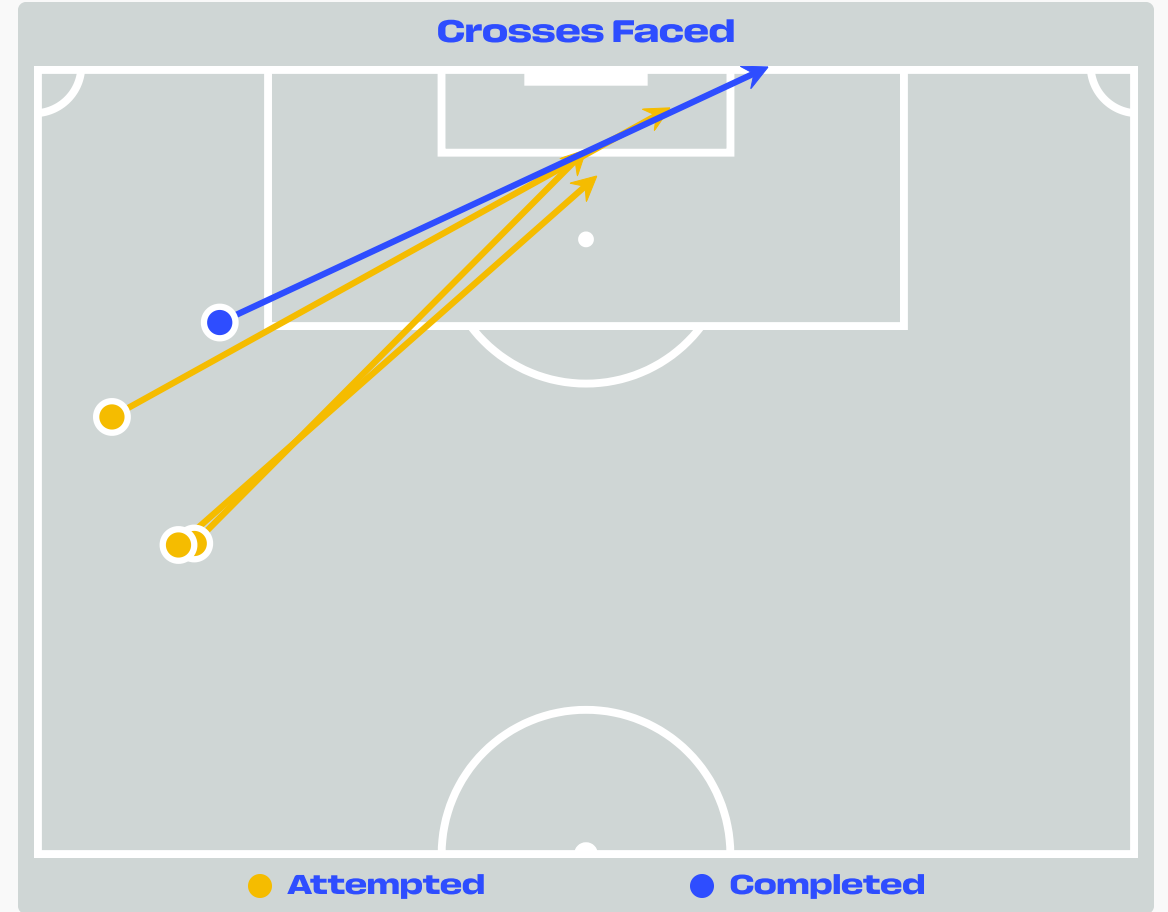


Aerial Control



Delivery Types Faced

Total	In Swing	Out Swing	Driven	Lofted	Cutback	Push
14	3	6	0	0	0	5

Aerial Control



Delivery Types Faced

Total	In Swing	Out Swing	Driven	Lofted	Cutback	Push
5	1	2	0	2	0	0

SET PLAYS



South Africa v Canada

Set Plays



33
Total Set Plays

15
Total Free Kicks

0
Total Penalties

1
Total Corners

17
Total Throw Ins

Free Kicks	
Type	Total
Direct	15
Direct (on target)	0
Direct (off target)	0
Indirect	0

Corners			
Delivery Type	From Left Side	From Right Side	Total
Direct to Area	0	1	1
Short	0	0	0
Edge of Penalty Area	0	0	0

Corners	
Delivery Style	Total
Inswing	0
Outswing	1
Driven	0
Lofted	0

Set Plays



36
Total Set Plays

11
Total Free Kicks

0
Total Penalties

4
Total Corners

21
Total Throw Ins

Free Kicks	
Type	Total
Direct	10
Direct (on target)	0
Direct (off target)	0
Indirect	1

Corners			
Delivery Type	From Left Side	From Right Side	Total
Direct to Area	2	2	4
Short	0	0	0
Edge of Penalty Area	0	0	0

Corners	
Delivery Style	Total
Inswing	2
Outswing	2
Driven	0
Lofted	0

INDIVIDUAL DATA IN POSSESSION



South Africa v Canada

In Possession - Distributions



#	Player	Passes Attempted	Passes Completed	Pass Completion %	Switches of Play	Crosses Attempted	Crosses Completed	Line Breaks Attempted	Line Breaks Completed	Line Break Completion %	Ball Progressions	Take Ons	Step Ins	Attempts at Goal	Goals
1	Ronwen WILLIAMS	86	77	90%	0	0	0	16	10	62%	0	0	0	0	0
4	Teboho MOKOENA	55	44	80%	2	1	0	16	8	50%	1	1	0	2	0
6	Aubrey MODIBA	41	35	85%	0	2	1	13	9	69%	2	2	0	0	0
7	Oswin APPOLLIS	29	21	72%	0	1	1	8	3	38%	6	5	1	2	0
10	Relebohile MOFOKENG	11	9	82%	0	0	0	3	2	67%	0	0	0	0	0
12	Thapelo MASEKO	19	12	63%	0	0	0	3	1	33%	5	5	0	0	0
13	Sphephelo SITHOLE	58	47	81%	3	0	0	12	8	67%	0	0	0	0	0
14	Mbekezeli MBOKAZI	88	80	91%	2	0	0	29	22	76%	4	0	4	0	0
17	Evidence MAKGOPA	15	11	73%	0	0	0	1	1	100%	0	0	0	0	0
20	Khuliso MUDAU	52	44	85%	0	0	0	11	7	64%	4	4	0	0	0
21	Ime OKON	92	82	89%	1	0	0	26	17	65%	1	0	1	1	0
5	Thalente MBATHA	24	19	79%	0	1	0	12	9	75%	2	0	2	1	0
8	Tshepang MOREMI	3	3	100%	0	0	0	0	0	0%	0	0	0	0	0
15	Iqraam RAYNERS	2	2	100%	0	0	0	0	0	0%	0	0	0	0	0

In Possession - Offers & Receptions



			Offer movement types						
#	Player	Total Offers	In Front	In Between	Out to In	In to Out	In Behind	No Movement	Offers Received
1	Ronwen WILLIAMS	17	0	0	0	0	0	17	6
4	Teboho MOKOENA	34	14	5	0	2	6	7	18
6	Aubrey MODIBA	13	2	2	0	0	5	4	4
7	Oswin APPOLLIS	54	5	16	1	0	22	10	16
10	Relebohile MOFOKENG	15	1	5	1	2	5	1	2
12	Thapelo MASEKO	21	1	4	0	0	12	4	9
13	Sphephelo SITHOLE	61	26	25	0	1	3	6	17
14	Mbekezeli MBOKAZI	7	1	1	0	0	4	1	1
17	Evidence MAKGOPA	20	1	2	0	2	14	1	4
20	Khuliso MUDAU	16	2	2	0	0	8	4	5
21	Ime OKON	10	1	0	0	0	0	9	5
5	Thalente MBATHA	22	5	6	1	2	5	3	9
8	Tshepang MOREMI	5	1	0	0	0	3	1	0
15	Iqraam RAYNERS	9	0	0	0	0	9	0	3

In Possession - Distributions



#	Player	Passes Attempted	Passes Completed	Pass Completion %	Switches of Play	Crosses Attempted	Crosses Completed	Line Breaks Attempted	Line Breaks Completed	Line Break Completion %	Ball Progressions	Take Ons	Step Ins	Attempts at Goal	Goals
16	Maxime CREPEAU	31	23	74%	0	0	0	8	1	12%	0	0	0	0	0
2	Alistair JOHNSTON	42	33	79%	0	1	0	16	10	62%	4	2	2	0	0
7	Stephen EUSTAQUIO	47	42	89%	0	6	5	11	9	82%	0	0	0	2	1
10	Jonathan DAVID	23	16	70%	0	0	0	6	2	33%	0	0	0	2	0
11	Liam MILLAR	26	21	81%	0	2	0	6	4	67%	7	7	0	0	0
12	Tani OLUWASEYI	13	10	77%	0	0	0	1	0	0%	1	1	0	3	0
13	Derek CORNELIUS	46	43	93%	0	0	0	16	15	94%	0	0	0	1	0
15	Moise BOMBITO	30	25	83%	0	0	0	12	9	75%	0	0	0	1	0
17	Tajon BUCHANAN	20	16	80%	0	1	0	3	2	67%	1	1	0	1	0
22	Richie LARYEA	26	23	88%	0	1	0	11	9	82%	6	3	3	0	0
25	Nathan SALIBA	28	17	61%	0	0	0	13	8	62%	2	1	1	0	0
4	Luc DE FOUGEROLLES	14	13	93%	0	0	0	3	3	100%	2	0	2	1	0
14	Jacob SHAFFELBURG	5	4	80%	0	2	0	1	1	100%	1	1	0	0	0
19	Alphonso DAVIES	18	14	78%	0	1	0	4	4	100%	4	4	0	0	0
23	Niko SIGUR	16	11	69%	0	0	0	4	3	75%	1	0	1	0	0
24	Promise DAVID	5	3	60%	0	0	0	1	0	0%	0	0	0	1	0

In Possession - Offers & Receptions



			Offer movement types						
#	Player	Total Offers	In Front	In Between	Out to In	In to Out	In Behind	No Movement	Offers Received
16	Maxime CREPEAU	3	0	0	0	0	0	3	3
2	Alistair JOHNSTON	24	10	1	1	0	5	7	14
7	Stephen EUSTAQUIO	21	8	10	0	0	0	3	5
10	Jonathan DAVID	51	6	27	2	5	7	4	23
11	Liam MILLAR	24	4	1	1	2	8	8	13
12	Tani OLUWASEYI	27	0	7	0	1	19	0	5
13	Derek CORNELIUS	9	2	0	0	0	2	5	6
15	Moise BOMBITO	8	1	0	0	0	0	7	6
17	Tajon BUCHANAN	14	0	2	1	0	7	4	4
22	Richie LARYEA	14	0	2	0	0	6	6	4
25	Nathan SALIBA	18	14	2	0	0	0	2	9
4	Luc DE FOUGEROLLES	2	0	0	0	0	0	2	0
14	Jacob SHAFFELBURG	12	2	0	0	0	9	1	5
19	Alphonso DAVIES	13	1	0	0	1	6	5	6
23	Niko SIGUR	8	4	2	0	0	0	2	4
24	Promise DAVID	5	0	0	0	0	4	1	1

INDIVIDUAL DATA OUT OF POSSESSION



South Africa v Canada

Out of Possession



#	Player	Tackles Made / Won	Blocks	Interceptions	Pressing Direct	Pressing Indirect	Duels Won - Aerial	Duels Won - Physical	Possession Contests won	Clearances	Loose Ball Receptions	Pushing On	Pushing On into Pressing	Possession Regains	Possession Interrupted
1	Ronwen WILLIAMS	0 / 0	0	0	0	0	0	0	0	0	4	0	0	4	0
4	Teboho MOKOENA	3 / 1	3	0	4	23	3	0	3	0	7	39	10	7	0
6	Aubrey MODIBA	3 / 0	4	2	2	8	0	0	0	2	8	10	4	3	5
7	Oswin APPOLLIS	2 / 1	1	1	3	25	1	0	1	0	4	23	16	3	0
10	Relebohile MOFOKENG	4 / 0	3	0	6	17	0	0	1	0	1	15	11	2	2
12	Thapelo MASEKO	5 / 2	3	1	9	25	0	0	0	0	6	20	11	4	3
13	Sphephelo SITHOLE	5 / 2	4	2	7	21	2	0	4	1	10	26	7	10	4
14	Mbekezeli MBOKAZI	5 / 3	1	3	3	4	1	0	1	4	6	4	1	6	3
17	Evidence MAKGOPA	0 / 0	3	0	3	23	3	0	3	1	4	23	5	0	4
20	Khuliso MUDAU	3 / 1	4	2	4	9	0	0	0	9	5	13	7	7	4
21	Ime OKON	0 / 0	3	1	1	2	3	0	3	8	8	6	1	4	8
5	Thalente MBATHA	1 / 0	2	1	1	15	0	0	0	1	4	7	4	3	1
8	Tshepang MOREMI	0 / 0	0	0	0	4	0	0	0	0	0	5	3	0	0
15	Iqraam RAYNERS	0 / 0	0	0	0	2	0	0	0	0	0	2	1	0	0

Out of Possession



#	Player	Tackles Made / Won	Blocks	Interceptions	Pressing Direct	Pressing Indirect	Duels Won - Aerial	Duels Won - Physical	Possession Contests won	Clearances	Loose Ball Receptions	Pushing On	Pushing On into Pressing	Possession Regains	Possession Interrupted
16	Maxime CREPEAU	0 / 0	0	0	0	0	0	0	0	0	6	0	0	10	0
2	Alistair JOHNSTON	3 / 0	3	2	4	10	2	0	3	4	8	30	7	7	2
7	Stephen EUSTAQUIO	6 / 2	3	0	5	34	1	1	2	2	10	23	10	5	5
10	Jonathan DAVID	1 / 0	1	0	5	68	0	0	0	2	3	37	29	0	3
11	Liam MILLAR	3 / 0	3	0	3	21	1	0	1	0	4	20	18	1	0
12	Tani OLUWASEYI	3 / 0	0	0	10	38	4	0	4	0	4	45	31	0	0
13	Derek CORNELIUS	2 / 0	2	0	2	7	5	0	5	5	7	10	2	6	6
15	Moise BOMBITO	1 / 1	0	1	0	5	3	0	3	1	4	7	1	4	1
17	Tajon BUCHANAN	7 / 1	4	0	9	34	0	0	0	1	7	32	21	2	3
22	Richie LARYEA	3 / 1	0	1	13	8	0	0	0	0	3	26	12	2	0
25	Nathan SALIBA	4 / 0	4	1	2	16	1	0	3	0	4	24	9	6	4
4	Luc DE FOUGEROLLES	2 / 1	1	1	4	1	4	0	5	3	3	5	2	6	3
14	Jacob SHAFFELBURG	4 / 0	1	0	2	7	0	0	0	4	0	5	5	1	5
19	Alphonso DAVIES	0 / 0	0	0	0	4	0	0	0	0	4	2	2	0	0
23	Niko SIGUR	0 / 0	1	0	2	12	1	0	1	2	5	6	6	1	1
24	Promise DAVID	3 / 1	2	0	1	17	0	0	0	0	1	9	7	2	2

INDIVIDUAL DATA PHYSICAL



South Africa v Canada

Physical Data



#	Player	Total Distance (m)	Zone 1: 0-7 km/h (m)	Zone 2: 7-15 km/h (m)	Zone 3: 15-20 km/h (m)	Zone 4: 20-25 km/h (m)	Zone 5: 25+ km/h (m)	High Speed Runs (Zone 3)	Sprints (Zone 4 & 5)	Top Speed (km/h)
1	Ronwen WILLIAMS	5208.2	3985.3	1084.9	104.1	33.9	0	12.0	2.0	24.6
4	Teboho MOKOENA	10598.0	3405.9	4723.3	1724.0	564.9	179.9	152.0	39.0	30.8
6	Aubrey MODIBA	9494.2	3713.8	3601.3	1275.6	700.2	203.3	112.0	49.0	29.0
7	Oswin APPOLLIS	10087.6	3514.8	4062.1	1430.0	798.8	282.0	135.0	67.0	31.2
10	Relebohile MOFOKENG	6185.6	1453.1	2990.1	1140.8	449.4	152.3	95.0	34.0	32.3
12	Thapelo MASEKO	9361.1	3240.8	4050.7	1139.7	621.4	308.4	94.0	57.0	35.2
13	Sphephelo SITHOLE	11132.9	3697.7	4302.9	2280.3	745.6	106.4	191.0	55.0	29.5
14	Mbekezeli MBOKAZI	8799.9	3590.8	3692.1	888.3	374.6	254.0	80.0	36.0	33.8
17	Evidence MAKGOPA	9447.2	3542.5	3790.8	1403.2	627.2	83.5	135.0	47.0	30.0
20	Khuliso MUDAU	9789.3	3605.6	4175.2	1113.9	538.6	356.0	99.0	52.0	34.3
21	Ime OKON	9866.6	3678.4	4247.6	1301.2	469.2	170.1	106.0	38.0	33.8
5	Thalente MBATHA	5587.4	1920.2	2210.1	940.0	408.0	109.1	83.0	31.0	29.9
8	Tshepang MOREMI	1313.2	377.8	513.5	250.6	121.0	50.3	16.0	11.0	32.6
15	Iqraam RAYNERS	1306.9	433.6	510.8	205.9	86.7	70.0	15.0	7.0	31.2

Physical Data



#	Player	Total Distance (m)	Zone 1: 0-7 km/h (m)	Zone 2: 7-15 km/h (m)	Zone 3: 15-20 km/h (m)	Zone 4: 20-25 km/h (m)	Zone 5: 25+ km/h (m)	High Speed Runs (Zone 3)	Sprints (Zone 4 & 5)	Top Speed (km/h)
16	Maxime CREPEAU	5611.1	4010.5	1463.3	131.0	6.3	0	14.0	1.0	21.6
2	Alistair JOHNSTON	10453.3	3906.9	3819.8	1519.8	793.8	413.0	131.0	65.0	32.9
7	Stephen EUSTAQUIO	12506.2	3405.4	5126.6	2887.5	988.8	97.9	222.0	56.0	27.3
10	Jonathan DAVID	11930.3	3558.4	5315.7	1930.1	822.9	303.3	172.0	69.0	31.5
11	Liam MILLAR	7737.8	2688.9	2967.0	1184.9	612.5	284.4	106.0	54.0	33.8
12	Tani OLUWASEYI	7864.9	2727.3	2988.9	1239.3	627.9	281.4	108.0	59.0	34.9
13	Derek CORNELIUS	9916.7	3705.3	4357.5	1296.0	467.2	90.7	121.0	32.0	29.1
15	Moise BOMBITO	6125.2	2184.1	2776.6	757.7	271.1	135.8	69.0	24.0	31.7
17	Tajon BUCHANAN	9168.6	2651.7	4052.1	1524.4	718.7	221.6	133.0	52.0	33.5
22	Richie LARYEA	9833.3	3881.4	3708.5	1245.5	689.9	307.9	103.0	57.0	35.0
25	Nathan SALIBA	7773.0	1908.7	3313.2	1758.8	637.8	154.4	139.0	42.0	29.8
4	Luc DE FOUGEROLLES	4393.0	1298.6	2086.0	620.6	319.3	68.4	57.0	24.0	30.2
14	Jacob SHAFFELBURG	3430.7	1135.8	1211.9	571.2	307.1	204.7	43.0	23.0	32.9
19	Alphonso DAVIES	2589.6	839.3	1051.5	398.9	212.0	87.9	37.0	17.0	29.9
23	Niko SIGUR	4885.9	1379.6	2301.5	838.9	279.9	86.1	64.0	19.0	31.0
24	Promise DAVID	2820.4	1226.3	1110.0	289.2	114.9	80.1	20.0	13.0	30.1



TM