



## **Congo DR 3 - 1 Uzbekistan**

Group K - Match 72

27 June 2026

19:30 Kick Off

Atlanta Stadium

# **POST MATCH SUMMARY REPORT**

# Match Summary - Teams



**Congo DR**

**3** — **1**

**Uzbekistan**

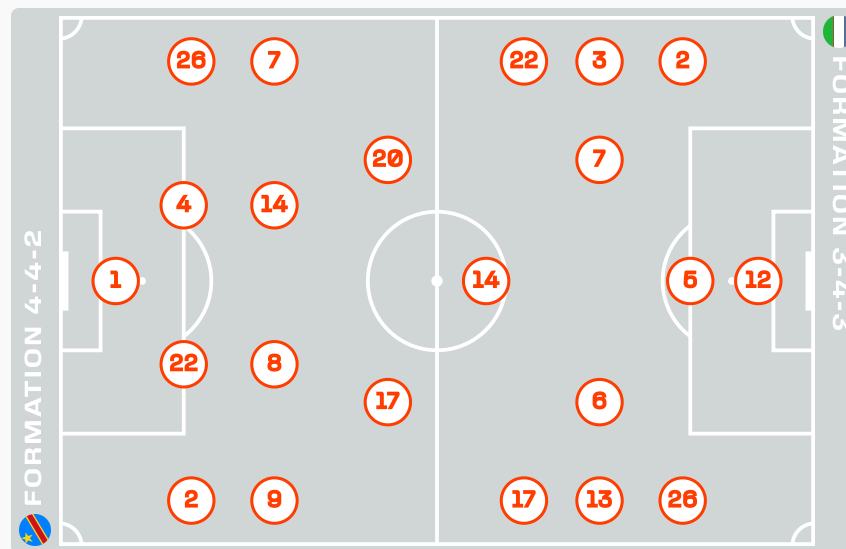


**STARTING**

- 1 GK Lionel MPASI
- 2 DF Aaron WAN-BISSAKA
- 4 DF Axel TUANZEBE
- 7 MF Nathanael MBUKU 49' ↓ 72'
- 8 MF Samuel MOUTOUSSAMY 62' ↓ 72'
- 9 FW Brian CIPENGA ↓ 72'
- 14 MF Noah SADIKI 20'
- 17 FW Cedric BAKAMBU ↓ 51'
- 20 FW Yoane WISSA 68' 90+1'
- 22 DF Chancel MBEMBA
- 26 DF Arthur MASUAKU ↓ 83'

**SUBSTITUTES**

- 16 GK Timothy FAYULU
- 21 GK Matthieu EPOLO
- 3 DF Steve KAPUADI
- 5 DF Dylan BATUBINSIKA
- 6 MF Ngalayel MUKAU ↑ 72'
- 10 MF Theo BONGONDA ↑ 72'
- 11 FW Gael KAKUTA
- 12 DF Joris KAVEMBE ↑ 83'
- 13 FW Meschack ELIA ↑ 72'
- 15 MF Aaron TSHIBOLA
- 18 MF Charles PICKEL
- 19 FW Fiston MAVELE ↑ 51' 78'
- 23 FW Simon BANZA
- 24 DF Gedeon KALULU
- 25 MF Edo KAVEMBE



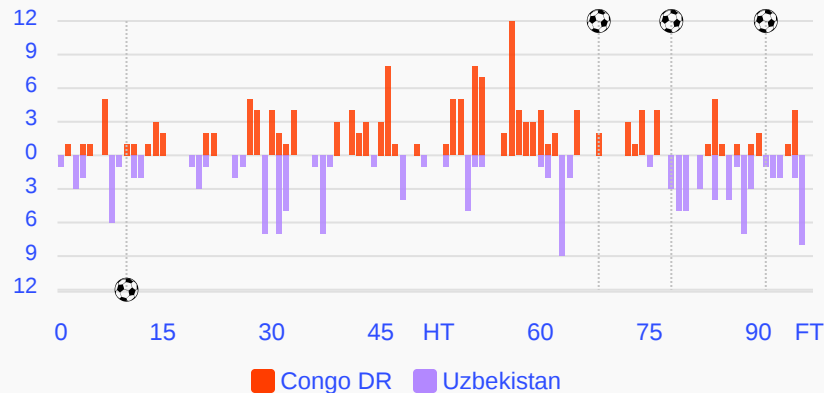
**STARTING**

- Abduvohid NEMATOV GK 12
- 43' Abdukodir KHUSANOV DF 2
- Khojiakbar ALIJONOV DF 3
- Rustam ASHURMATOV DF 5
- ↓ 82' Akmal MOZGOVOV MF 6
- ↓ 59' Otabek SHUKUROV MF 7
- 47' Sherzod NASRULLAEV DF 13
- Eldor SHOMURODOV FW 14
- ↓ 59' Dostonbek KHAMDAMOV MF 17
- ↓ 73' Abbosbek FAYZULLAEV MF 22
- ↓ 82' Jakhongir UROZOV DF 26

**SUBSTITUTES**

- Utkir VUSUPOV GK 1
- Botirali ERGASHEV GK 16
- Farrukh SAYFIEV DF 4
- ↑ 82' Jamshid ISKANDEROV MF 8
- ↑ 59' Odiljon XAMROBEKOV MF 9
- Ruslanbek JIVANOV MF 10
- ↑ 73' Oston URUNOV MF 11
- Umar ESHMURODOV DF 15
- Abdulla ABDULLAEV DF 18
- ↑ 59' Azizjon GANIEV MF 19
- Azizbek AMONOV FW 20
- ↑ 82' Igor SERGEEV FW 21
- Sherzod ESANOV MF 23
- Behruzjon KARIMOV DF 24
- Avazbek ULMASALIYEV DF 25

**Distribution in the Final Third**



# Match Summary - Key Statistics



3 - 1



## Possession

**Total**



**Total**

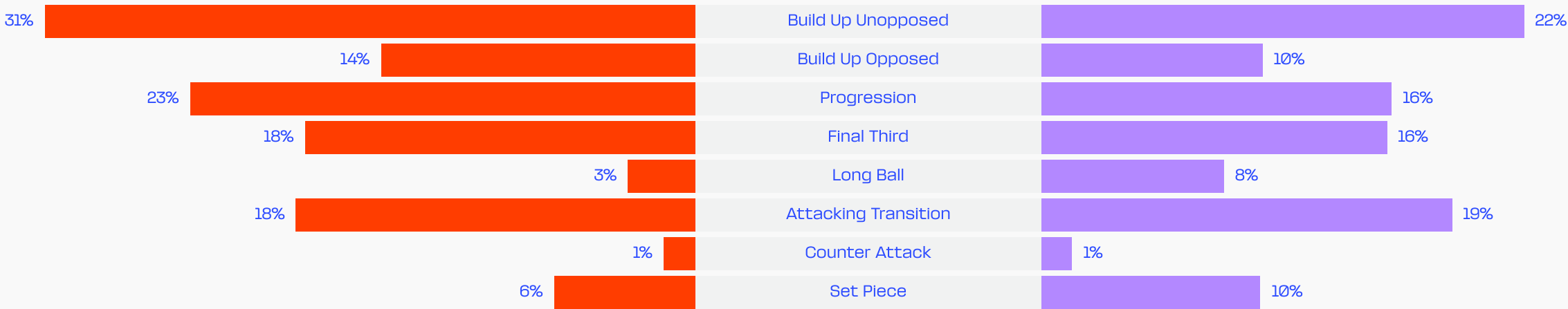
3	Goals	1
2.11	xG (Expected Goals)	0.16
19 (5)	Attempts at Goal (On Target)	3 (1)
495 (419)	Total Passes (Complete)	378 (283)
85 %	Pass Completion %	75 %
106	Completed Line Breaks	80
6	Defensive Line Breaks	5
131	Receptions in the Final Third	90
25	Crosses	14
41	Ball Progressions	16
191 (31)	Defensive Pressures Applied (Direct Pressures)	342 (62)
54	Forced Turnovers	54
93	Second Balls	74
115.1 km	Total Distance Covered	115.8 km
5.5 km	Zone 4 - Low Speed Sprinting: 20-25 km/h	5.6 km



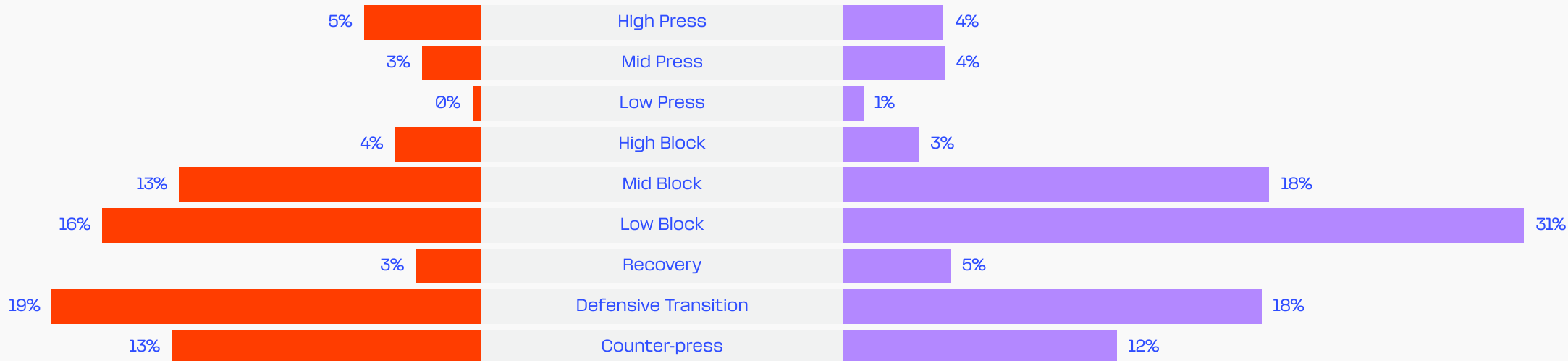
# Phases of Play



## IN POSSESSION



## OUT OF POSSESSION

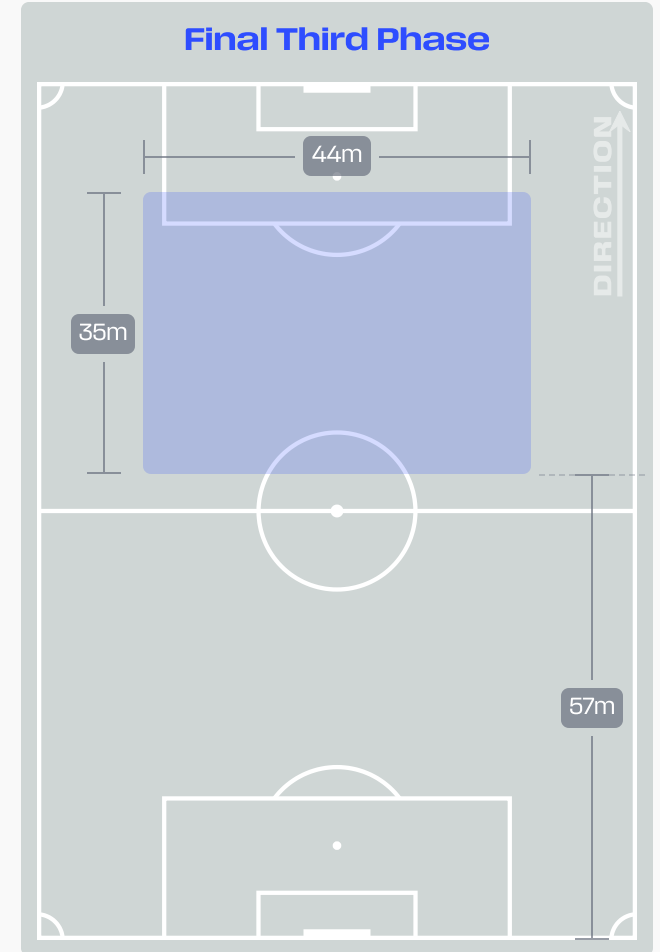
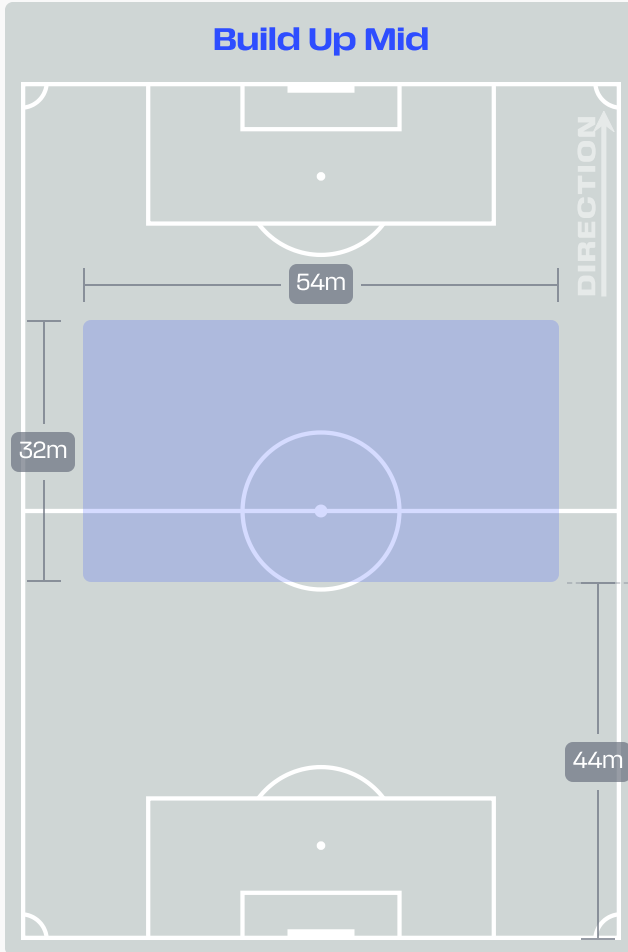
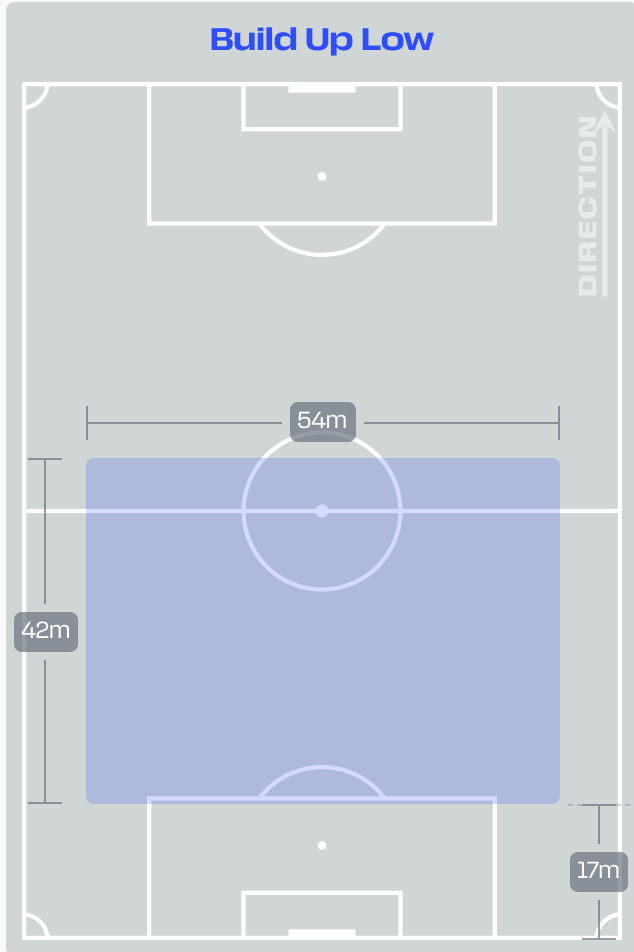


# IN POSSESSION

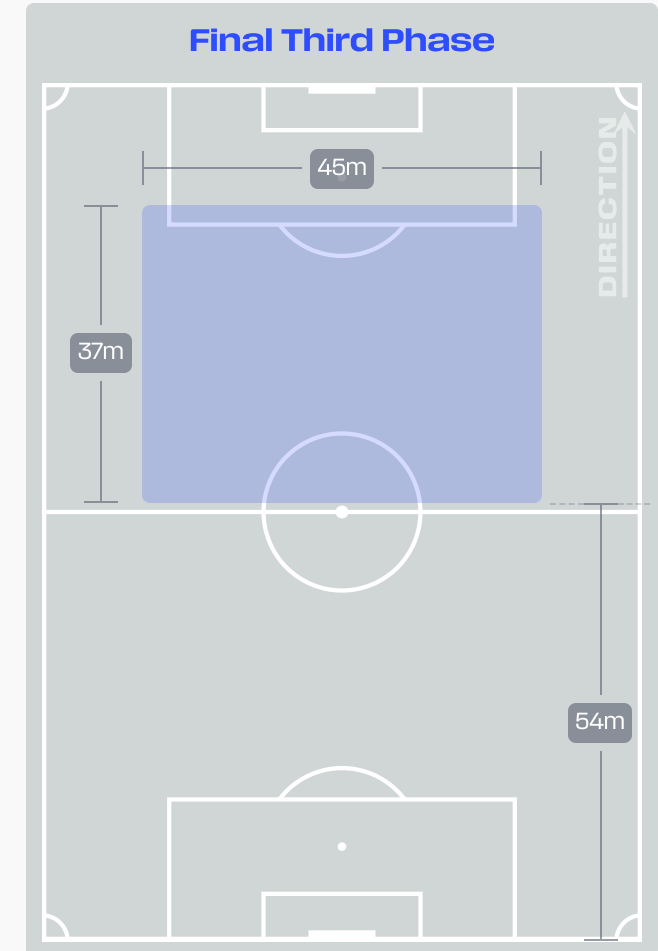
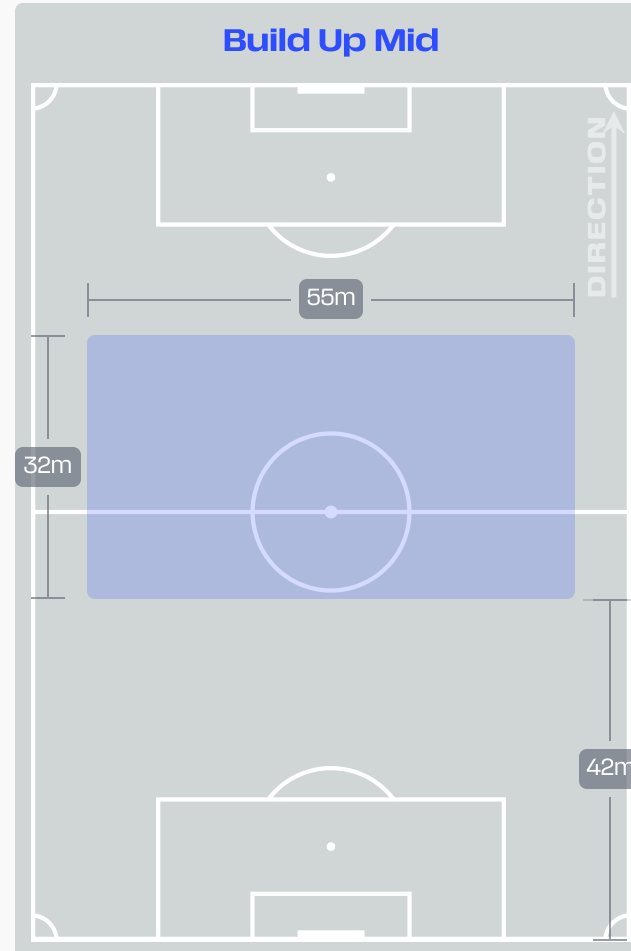
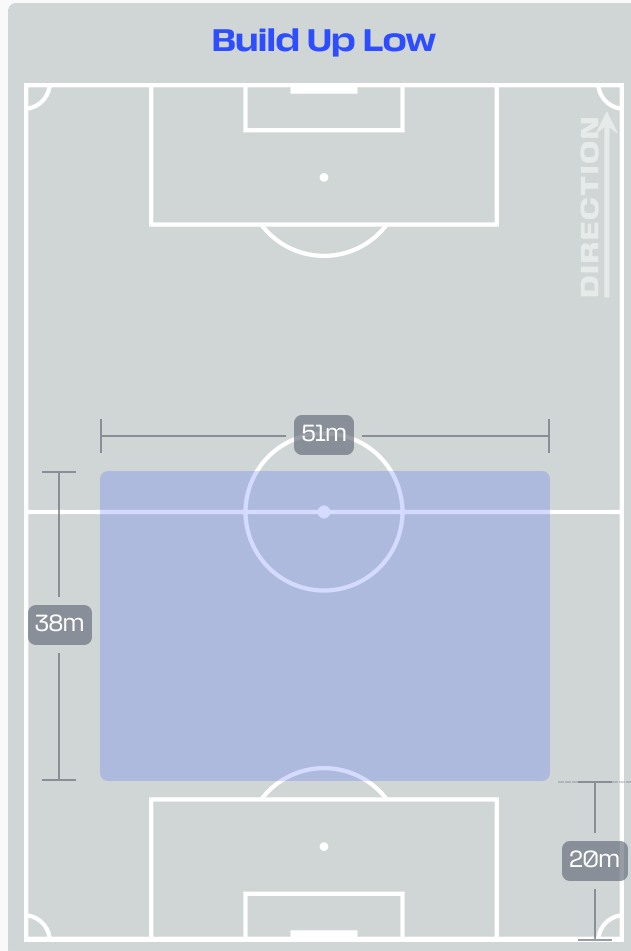


Congo DR v Uzbekistan

# In Possession Line Height & Team Length



# In Possession Line Height & Team Length



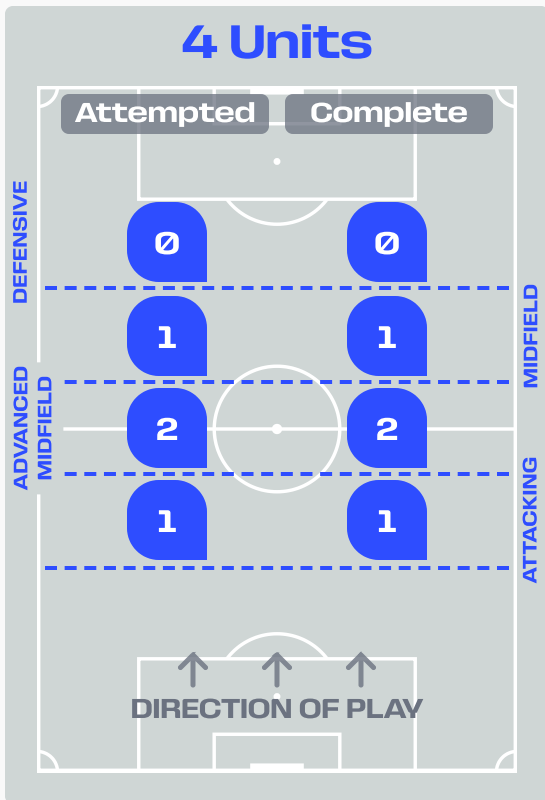
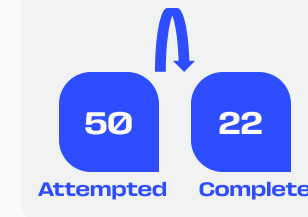
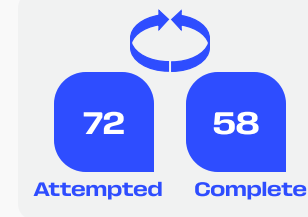
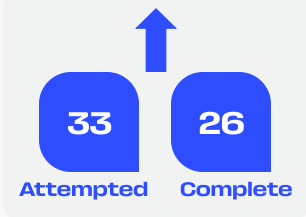
# Line Breaks



**Congo DR**

Attempted Line Breaks

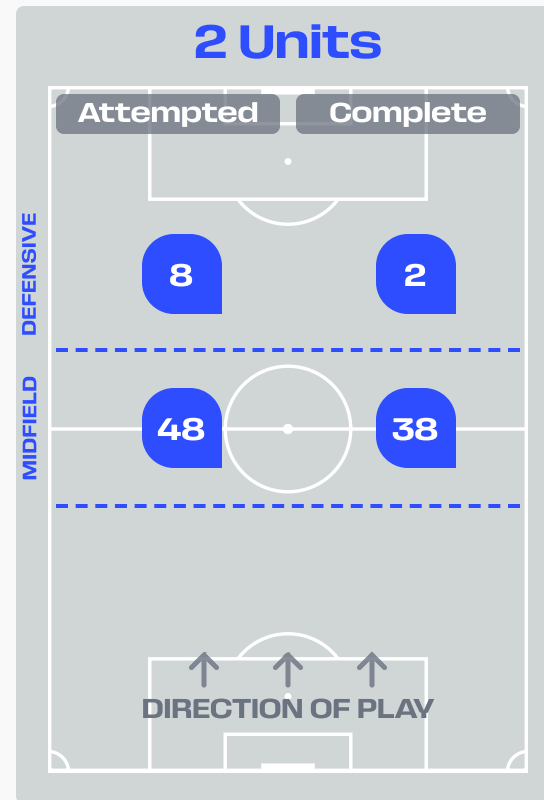
**155**



<b>Attempted Line Breaks</b>	<b>4</b>
Inside Shape	4
Outside Shape	0



<b>Attempted Line Breaks</b>	<b>95</b>
Inside Shape	52
Outside Shape	43



<b>Attempted Line Breaks</b>	<b>56</b>
Inside Shape	27
Outside Shape	29

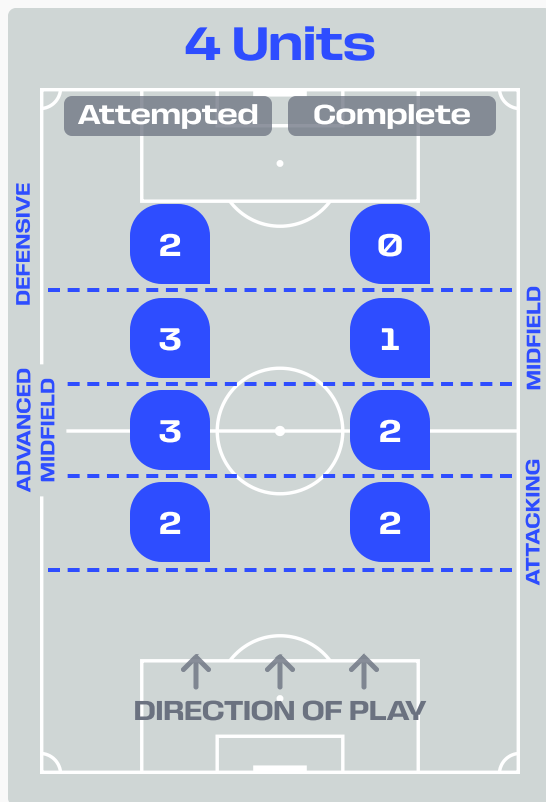
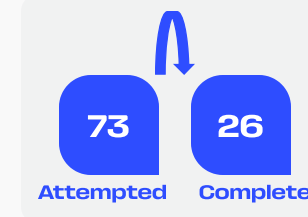
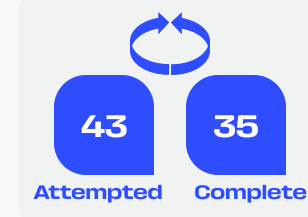
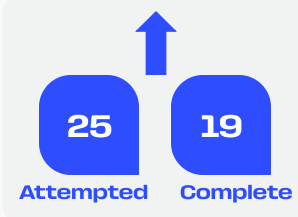
# Line Breaks



Uzbekistan

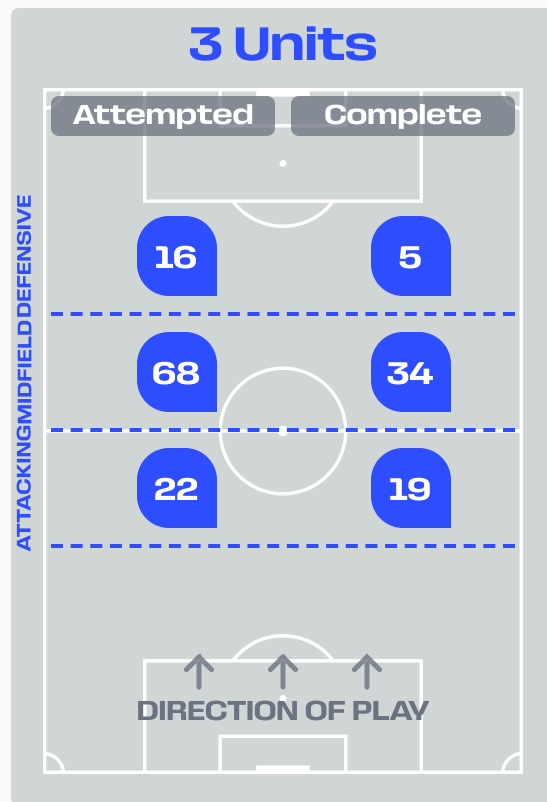
Attempted Line Breaks

141



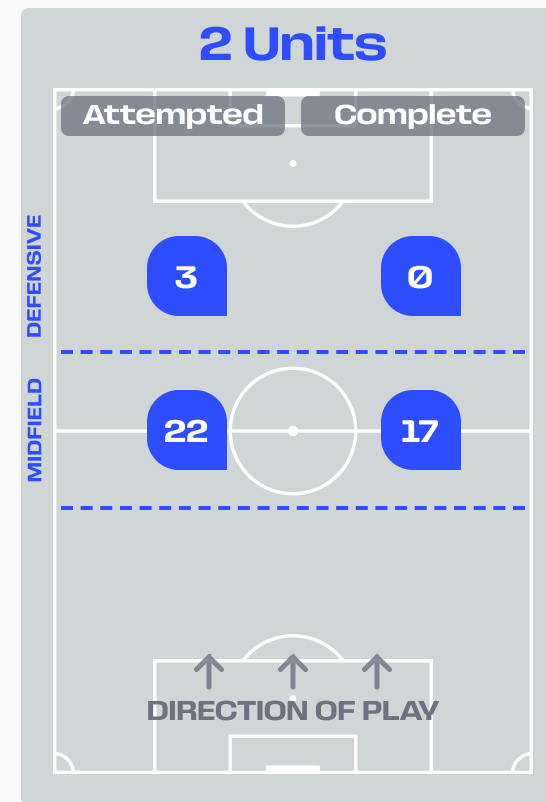
Attempted Line Breaks **10**

Inside Shape 5  
Outside Shape 5



Attempted Line Breaks **106**

Inside Shape 72  
Outside Shape 34



Attempted Line Breaks **25**

Inside Shape 14  
Outside Shape 11

## Line Breaks



					4 Units				3 Units			2 Units		Direction			Distribution Type		
#	Player	Line Breaks Attempted	Line Breaks Completed	Line Break Completion %	Attacking Line	Attacking Midfield Line	Midfield Line	Defensive Line	Attacking Line	Midfield Line	Defensive Line	Midfield Line	Defensive Line	Through	Around	Over	Pass	Cross	Ball Progression
1	Lionel MPASI	8	3	38%	0	0	0	0	1	7	0	0	0	0	1	7	8	0	0
2	Aaron WAN-BISSAKA	18	11	61%	0	0	1	0	7	4	0	6	0	0	10	8	17	1	0
4	Axel TUANZEBE	7	5	71%	0	0	0	0	4	2	0	1	0	1	4	2	7	0	0
7	Nathanael MBUKU	13	9	69%	0	0	0	0	0	4	0	6	3	4	4	5	7	4	2
8	Samuel MOUTOUSSAMY	13	10	77%	0	0	0	0	2	7	2	2	0	4	5	4	13	0	0
9	Brian CIPENGA	11	2	18%	0	1	0	0	0	0	5	2	3	2	7	2	5	2	4
14	Noah SADIKI	16	16	100%	0	0	0	0	3	6	0	7	0	4	11	1	12	1	3
17	Cedric BAKAMBU	2	0	0%	0	0	0	0	0	1	0	1	0	2	0	0	2	0	0
20	Yoane WISSA	3	3	100%	0	0	0	0	0	1	0	2	0	0	2	1	3	0	0
22	Chancel MBEMBA	19	14	74%	1	1	0	0	7	5	1	4	0	5	6	8	19	0	0
26	Arthur MASUAKU	33	25	76%	0	0	0	0	12	5	1	15	0	8	16	9	31	2	0
6	Ngalayel MUKAU	1	1	100%	0	0	0	0	0	0	0	1	0	1	0	0	1	0	0
10	Theo BONGONDA	4	3	75%	0	0	0	0	0	2	0	1	1	1	2	1	2	0	2
12	Joris KAYEMBE	2	2	100%	0	0	0	0	2	0	0	0	0	1	1	0	2	0	0
13	Meschack ELIA	4	2	50%	0	0	0	0	0	1	2	0	1	0	3	1	2	0	2
19	Fiston MAYELE	1	0	0%	0	0	0	0	0	1	0	0	0	0	0	1	1	0	0



# Passing Networks



#	Passes From ↓ to →	Lionel MPASI	Aaron WAN-BISSAKA	Axel TUANZEBE	Nathanael MBUKU	Samuel MOUTOUSSAMY	Brian CIPENGA	Noah SADIKI	Cedric BAKAMBU	Yoane WISSA	Chancel MBEMBA	Arthur MASUAKU	Ngalayel MUKAU	Theo BONGONDA	Joris KAYEMBE	Meschack ELIA	Fiston MAYELE
1	Lionel MPASI		3	6	0	2	0	0	0	0	8	5	0	0	0	0	2
2	Aaron WAN-BISSAKA	1		2	7	8	0	3	0	1	8	0	1	3	0	0	1
4	Axel TUANZEBE	9	1		2	2	2	9	0	1	6	18	0	0	0	0	0
7	Nathanael MBUKU	0	6	0		3	0	0	2	2	3	1	0	0	0	0	1
8	Samuel MOUTOUSSAMY	0	7	5	4		3	9	0	4	2	10	0	0	0	0	2
9	Brian CIPENGA	0	0	1	0	1		4	1	1	0	5	0	0	0	0	0
14	Noah SADIKI	2	1	4	4	11	5		2	4	3	8	2	1	2	2	0
17	Cedric BAKAMBU	0	0	0	1	0	0	1		0	0	1	0	0	0	0	0
20	Yoane WISSA	0	5	1	3	2	0	2	1		1	1	0	1	0	1	1
22	Chancel MBEMBA	6	7	7	5	4	1	3	0	1		5	1	0	0	0	2
26	Arthur MASUAKU	1	3	12	1	13	15	4	0	2	4		1	0	0	1	0
6	Ngalayel MUKAU	1	0	2	0	0	0	2	0	1	2	0		2	0	2	0
10	Theo BONGONDA	0	1	0	0	0	0	0	0	1	0	0	0		1	0	1
12	Joris KAYEMBE	0	0	0	0	0	0	1	0	0	0	0	0	0		3	0
13	Meschack ELIA	0	0	0	0	0	0	0	0	1	0	1	3	0	2		3
19	Fiston MAYELE	0	0	0	1	0	1	0	0	3	0	0	0	1	0	0	

Top 5 Player to Player Passers		
Player	Passed To	% of Total Team Passes
Axel TUANZEBE	Arthur MASUAKU	4.5%
Arthur MASUAKU	Brian CIPENGA	3.8%
Arthur MASUAKU	Samuel MOUTOUSSAMY	3.3%
Arthur MASUAKU	Axel TUANZEBE	3%
Noah SADIKI	Samuel MOUTOUSSAMY	2.8%

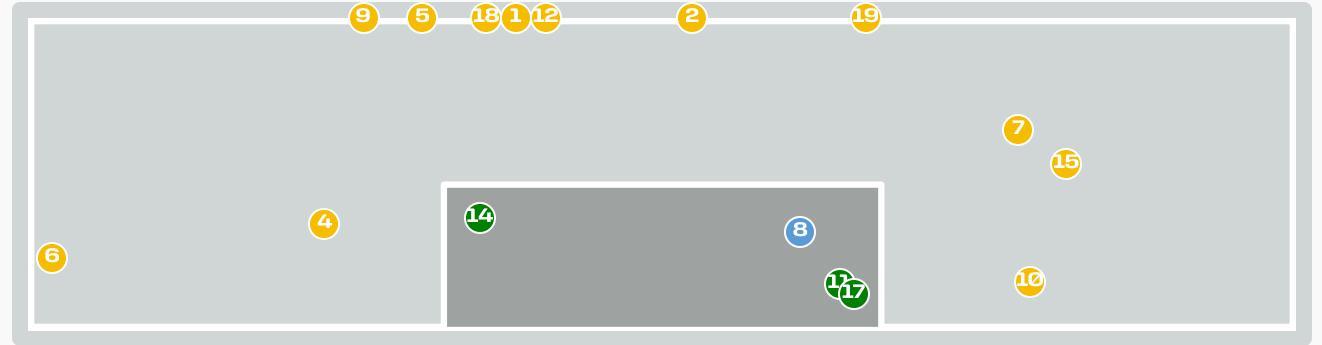
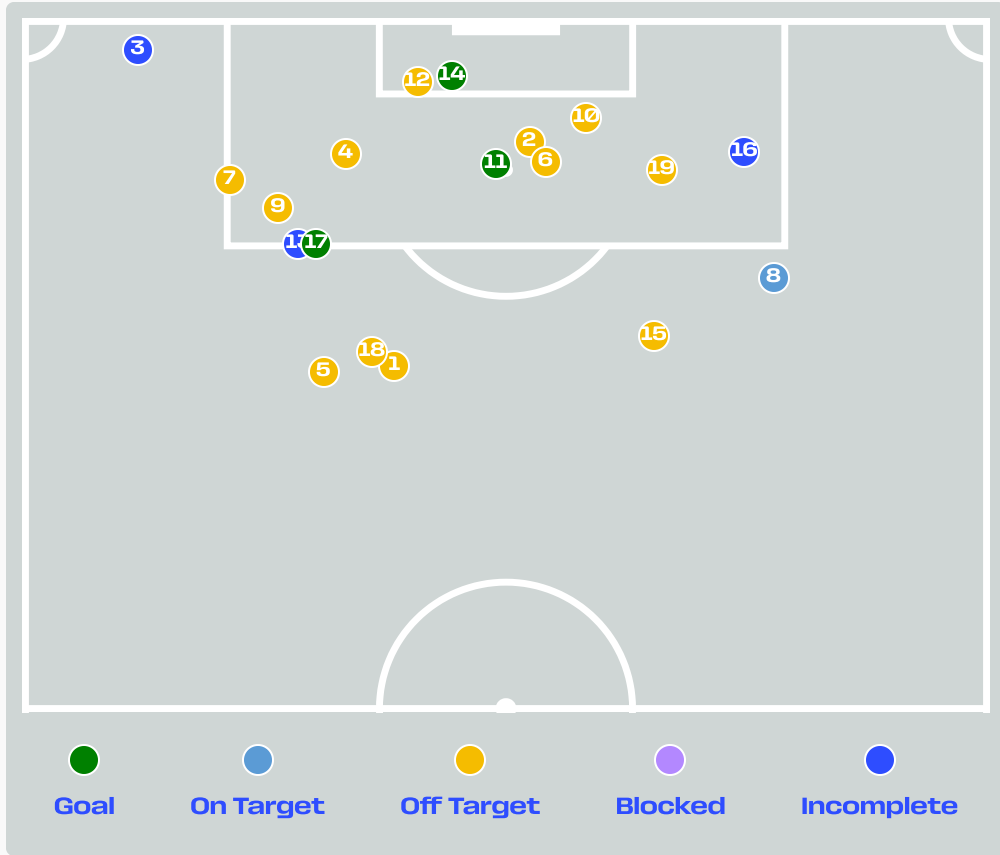
# Passing Networks



#	Passes From ↓ to →	Abduvohid NEMATOV	Abdukodir KHUSANOV	Khojiakbar ALIJONOV	Rustam ASHURMATOV	Akmal MOZGOVOY	Otabek SHUKUROV	Sherzod NASRULLAEV	Eldor SHOMURODOV	Dostonbek KHAMDAMOV	Abbosbek FAYZULLAEV	Jakhongir UROZOV	Jamshid ISKANDEROV	Odiljon XAMROBEKOV	Oston URUNOV	Azizjon GANIEV	Igor SERGEEV
12	Abduvohid NEMATOV		2	0	6	1	1	0	2	0	1	4	0	0	0	0	0
2	Abdukodir KHUSANOV	4		2	4	2	0	3	3	0	0	4	1	1	2	4	0
3	Khojiakbar ALIJONOV	0	0		4	1	1	0	1	1	0	0	1	4	1	2	0
5	Rustam ASHURMATOV	1	6	4		3	3	1	1	2	1	0	1	0	0	4	0
6	Akmal MOZGOVOY	0	1	3	4		2	1	3	6	2	1	0	1	0	1	0
7	Otabek SHUKUROV	1	2	2	1	4		2	2	3	1	4	0	0	0	0	0
13	Sherzod NASRULLAEV	1	0	0	0	0	4		2	1	0	1	2	0	2	3	1
14	Eldor SHOMURODOV	0	0	2	0	1	3	1		1	1	0	2	6	1	1	0
17	Dostonbek KHAMDAMOV	2	0	2	3	3	2	3	4		0	0	0	0	0	0	0
22	Abbosbek FAYZULLAEV	1	0	0	0	0	1	2	0	1		1	0	0	0	0	0
26	Jakhongir UROZOV	3	4	0	0	2	1	3	0	0	1		0	0	0	0	0
8	Jamshid ISKANDEROV	0	1	0	1	0	0	3	1	0	0	0		2	0	1	0
9	Odiljon XAMROBEKOV	0	0	7	1	0	0	0	5	0	0	2	2		0	2	0
11	Oston URUNOV	0	0	2	1	0	0	1	1	0	0	0	0	1		0	0
19	Azizjon GANIEV	1	3	3	1	3	0	0	2	0	0	0	2	1	1		0
21	Igor SERGEEV	0	0	0	0	0	0	1	0	0	0	0	0	0	0	0	

Top 5 Player to Player Passers		
Player	Passed To	% of Total Team Passes
Odiljon XAMROBEKOV	Khojiakbar ALIJONOV	2.7%
Abduvohid NEMATOV	Rustam ASHURMATOV	2.3%
Rustam ASHURMATOV	Abdukodir KHUSANOV	2.3%
Akmal MOZGOVOY	Dostonbek KHAMDAMOV	2.3%
Eldor SHOMURODOV	Odiljon XAMROBEKOV	2.3%

# Attempts at Goal



Key	Outcome	Shots
●	Goals	3
●	On Target	1
●	Off Target	12
●	Blocked	0
●	Incomplete	3

## Attempts at Goal



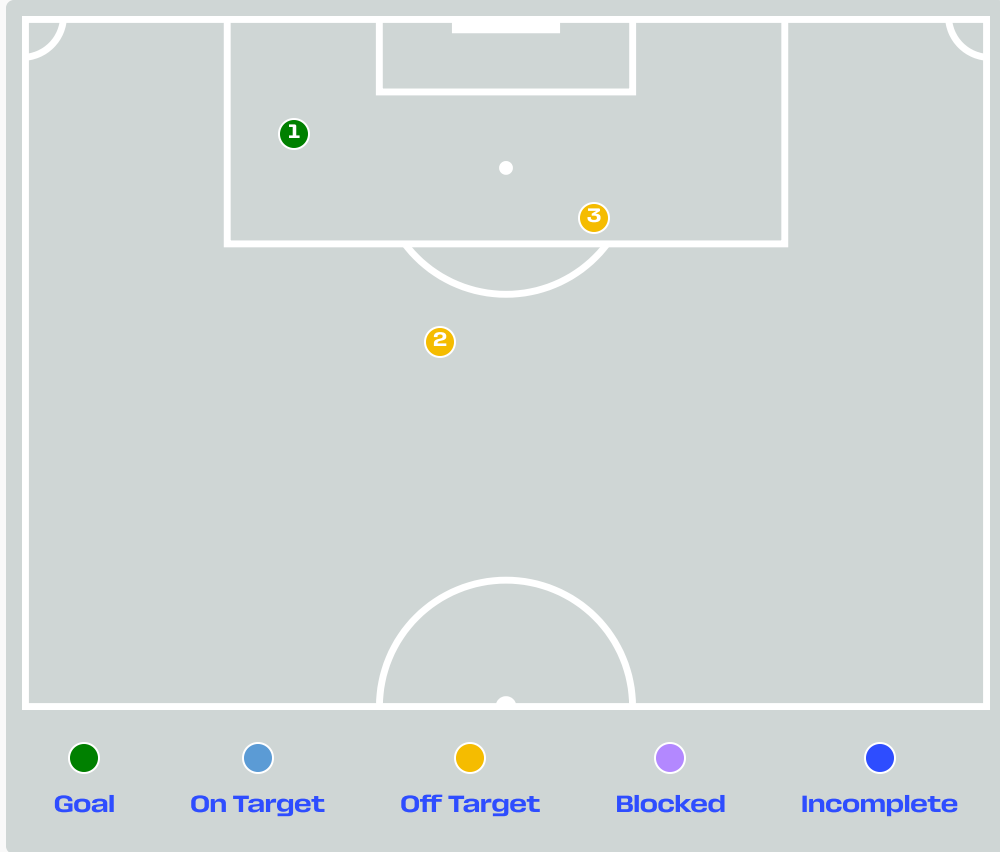
Time	Player	Outcome	Body Part	Delivery Type
1	20 Yoane WISSA	Off Target	Right Foot	Loose Ball
28	20 Yoane WISSA	Off Target	Left Foot	Cross
43	9 Brian CIPENGA	Incomplete - Defensive Event	Right Foot	Freekick
47	22 Chancel MBEMBA	Off Target	Right Foot	Loose Ball
47	9 Brian CIPENGA	Off Target	Right Foot	Pass
49	20 Yoane WISSA	Off Target	Left Foot	Cross
52	9 Brian CIPENGA	Off Target	Right Foot	Pass
57	7 Nathanael MBUKU	On Target - Saved	Left Foot	Pass
59	19 Fiston MAYELE	Off Target	Right Foot	Pass
60	20 Yoane WISSA	Off Target	Head	Cross
67	20 Yoane WISSA	On Target - Goal	Right Foot	Penalty
74	19 Fiston MAYELE	Off Target	Head	Cross
77	13 Meschack ELIA	Deflected On Target - Defensive Event	Right Foot	Pass
77	19 Fiston MAYELE	On Target - Goal	Right Foot	Loose Ball
87	19 Fiston MAYELE	Off Target	Right Foot	Pass
90	19 Fiston MAYELE	Incomplete - Player On Ball Error	Right Foot	Pass
90	20 Yoane WISSA	On Target - Goal	Right Foot	Pass

# Attempts at Goal



Time	Player	Outcome	Body Part	Delivery Type
94	6 Ngalayel MUKAU	Off Target	Left Foot	Pass
95	10 Theo BONGONDA	Off Target	Left Foot	Cross

# Attempts at Goal



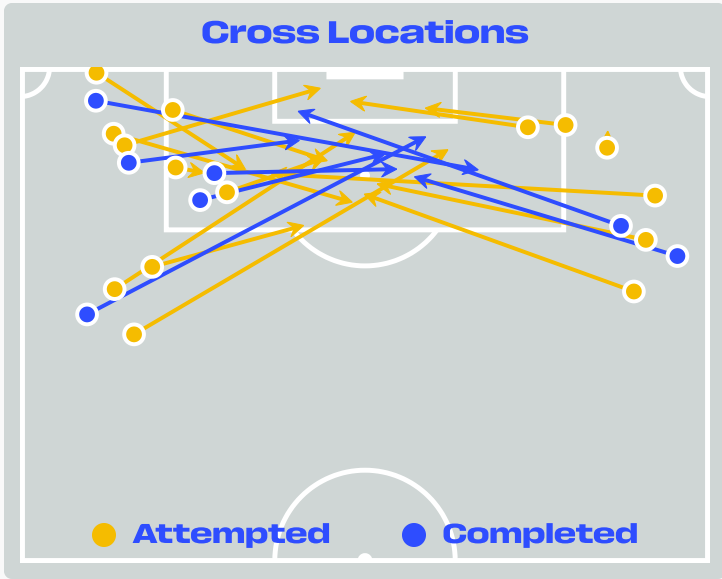
Key	Outcome	Shots
●	Goals	1
●	On Target	0
●	Off Target	2
●	Blocked	0
●	Incomplete	0

# Attempts at Goal

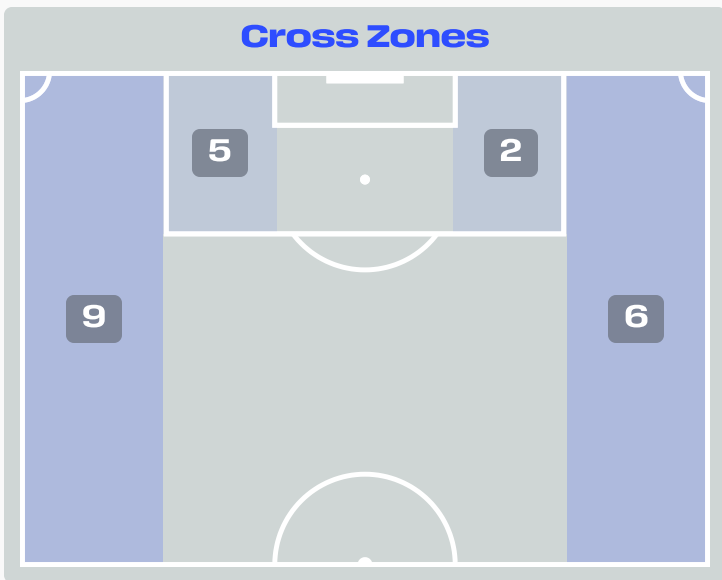
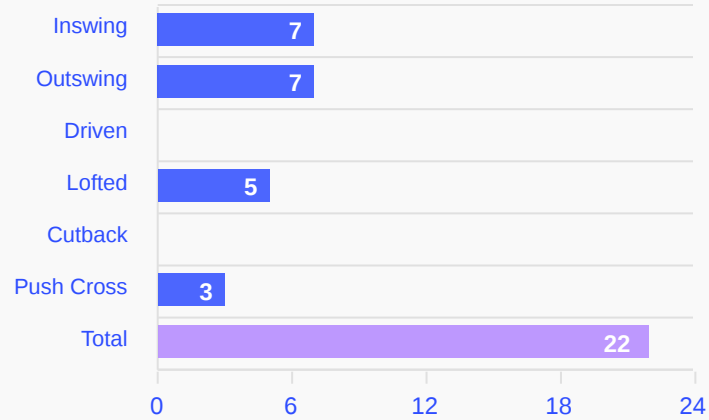


Time	Player	Outcome	Body Part	Delivery Type
9	14 Eldor SHOMURODOV	On Target - Goal	Left Foot	Pass
50	22 Abbosbek FAYZULLAEV	Off Target	Right Foot	Freekick
50	14 Eldor SHOMURODOV	Off Target	Right Foot	Pass

# Crosses (Open Play)



### Delivery Type



Attempted

**22**

Completed

**7**

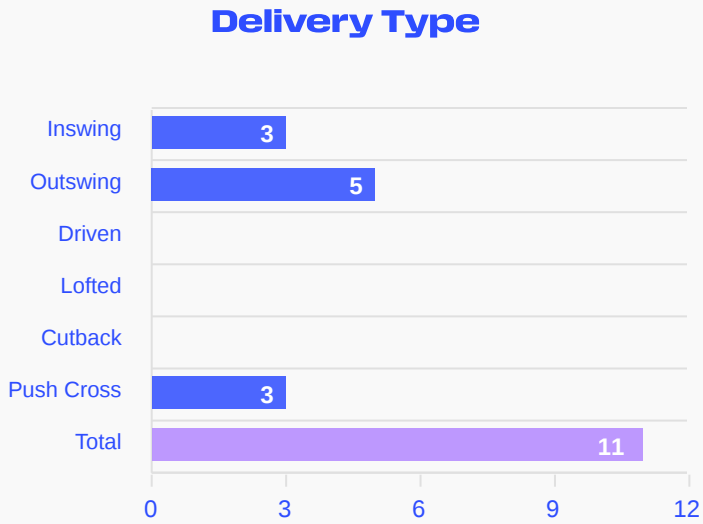
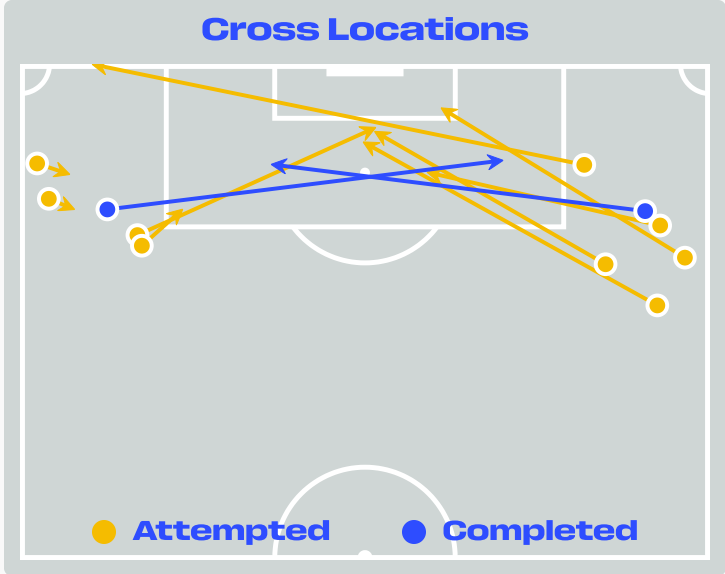
Most Crosses Attempted

**8**

**Brian CIPENGA**  
RIGHT MIDFIELD

#	Player	Inswing	Outswing	Driven	Lofted	Cutback	Push Cross	Total Attempted
1	Lionel MPASI	0	0	0	0	0	0	0
2	Aaron WAN-BISSAKA	0	2	0	0	0	0	2
4	Axel TUANZEBE	0	0	0	0	0	0	0
7	Nathanael MBUKU	3	1	0	1	0	0	5
8	Samuel MOUTOUSSAMY	0	0	0	0	0	1	1
9	Brian CIPENGA	4	0	0	2	0	2	8
14	Noah SADIKI	0	1	0	0	0	0	1
17	Cedric BAKAMBU	0	0	0	0	0	0	0
20	Yoane WISSA	0	0	0	1	0	0	1
22	Chancel MBEMBA	0	1	0	0	0	0	1
26	Arthur MASUAKU	0	1	0	1	0	0	2
6	Ngalayel MUKAU	0	0	0	0	0	0	0
10	Theo BONGONDA	0	0	0	0	0	0	0
12	Joris KAYEMBE	0	1	0	0	0	0	1
13	Meschack ELIA	0	0	0	0	0	0	0
19	Fiston MAYELE	0	0	0	0	0	0	0

# Crosses (Open Play)



#	Player	Inswing	Outswing	Driven	Lofted	Cutback	Push Cross	Total Attempted
12	Abduvohid NEMATOV	0	0	0	0	0	0	0
2	Abdukodir KHUSANOV	0	0	0	0	0	0	0
3	Khojiakbar ALIJONOV	1	1	0	0	0	1	3
5	Rustam ASHURMATOV	0	0	0	0	0	0	0
6	Akmal MOZGOVOY	0	0	0	0	0	0	0
7	Otabek SHUKUROV	0	0	0	0	0	0	0
13	Sherzod NASRULLAEV	1	0	0	0	0	1	2
14	Eldor SHOMURODOV	0	1	0	0	0	0	1
17	Dostonbek KHAMDAMOV	0	1	0	0	0	1	2
22	Abbosbek FAYZULLAEV	0	1	0	0	0	0	1
26	Jakhongir UROZOV	0	0	0	0	0	0	0
8	Jamshid ISKANDEROV	0	0	0	0	0	0	0
9	Odiljon XAMROBEKOV	0	0	0	0	0	0	0
11	Oston URUNOV	0	0	0	0	0	0	0
19	Azizjon GANIEV	1	1	0	0	0	0	2
21	Igor SERGEEV	0	0	0	0	0	0	0



Attempted

**11**

Completed

**2**

**Most Crosses Attempted**

**3**

**Khojiakbar ALIJONOV**  
RIGHT MIDFIELD

# Offering to Receive

404

Total Offers Made

135

Total Offers Received

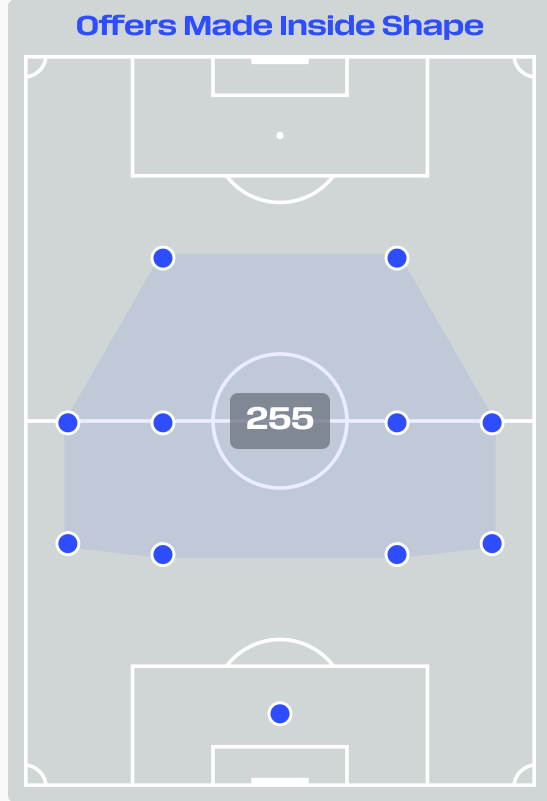
Most Offers

75

Noah SADIKI  
LEFT CENTRE MIDFIELD

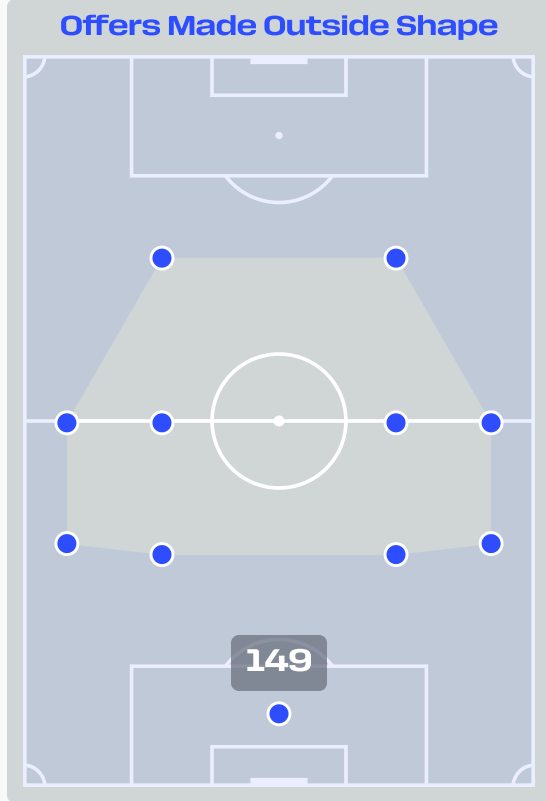
202

Offers Made in Final Third



170

Offers Made in Middle Third



32

Offers Made in Defensive Third

#	Player	Offers Made	Offers Received	% Made & Received
1	Lionel MPASI	6	2	33.3%
2	Aaron WAN-BISSAKA	40	11	27.5%
4	Axel TUANZEBE	12	8	66.7%
7	Nathanael MBUKU	22	9	40.9%
8	Samuel MOUTOUSSAMY	42	18	42.9%
9	Brian CIPENGA	27	11	40.7%
14	Noah SADIKI	75	28	37.3%
17	Cedric BAKAMBU	64	5	7.8%
20	Yoane WISSA	52	15	28.8%
22	Chancel MBEMBA	2	1	50%
26	Arthur MASUAKU	20	12	60%
6	Ngalayel MUKAU	4	1	25%
10	Theo BONGONDA	6	3	50%
12	Joris KAYEMBE	4	1	25%
13	Meschack ELIA	7	3	42.9%
19	Fiston MAYELE	21	7	33.3%

# Offering to Receive

230

Total Offers Made

73

Total Offers Received

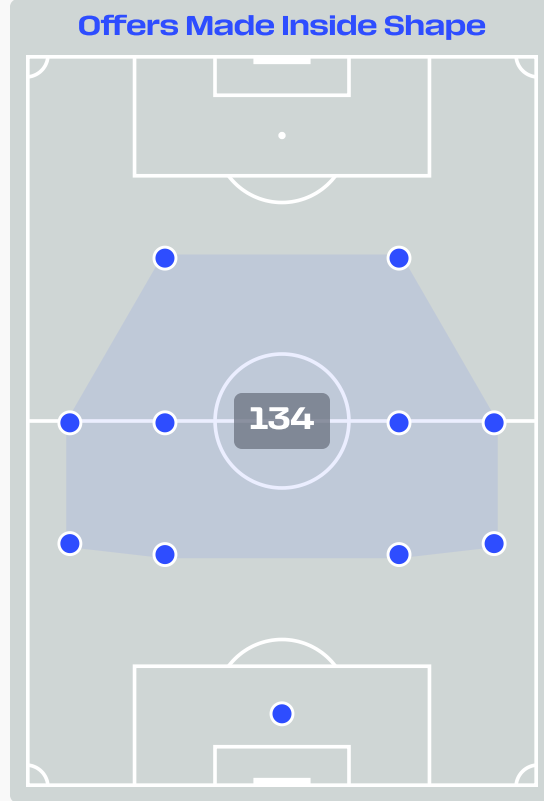
Most Offers

43

Akmal MOZGOVOY  
LEFT CENTRE MIDFIELD

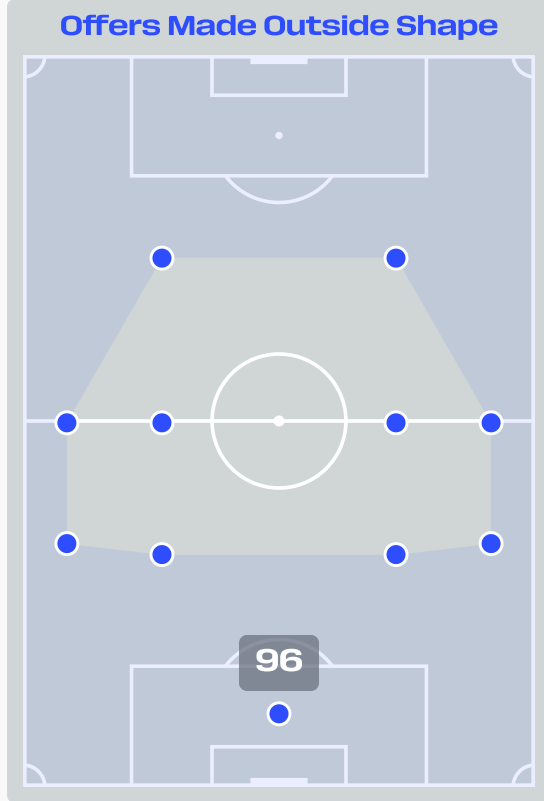
108

Offers Made in Final Third



86

Offers Made in Middle Third



36

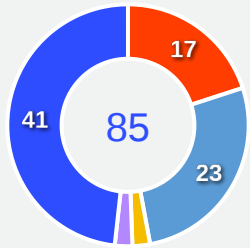
Offers Made in Defensive Third

#	Player	Offers Made	Offers Received	% Made & Received
12	Abduvohid NEMATOV	8	1	12.5%
2	Abdukodir KHUSANOV	4	3	75%
3	Khojiakbar ALIJONOV	10	7	70%
5	Rustam ASHURMATOV	6	2	33.3%
6	Akmal MOZGOVOY	43	16	37.2%
7	Otabek SHUKUROV	15	8	53.3%
13	Sherzod NASRULLAEV	17	5	29.4%
14	Eldor SHOMURODOV	31	8	25.8%
17	Dostonbek KHAMDAMOV	15	4	26.7%
22	Abbosbek FAYZULLAEV	32	2	6.2%
26	Jakhongir UROZOV	5	2	40%
8	Jamshid ISKANDEROV	12	4	33.3%
9	Odiljon XAMROBEKOV	7	4	57.1%
11	Oston URUNOV	15	3	20%
19	Azizjon GANIEV	3	3	100%
21	Igor SERGEEV	7	1	14.3%

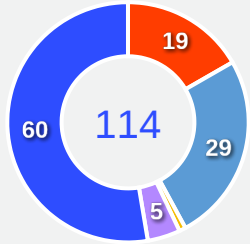
# Movement to Receive

## Movement Types by Phase

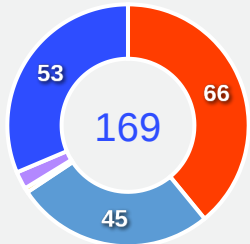
### Final Third Phase



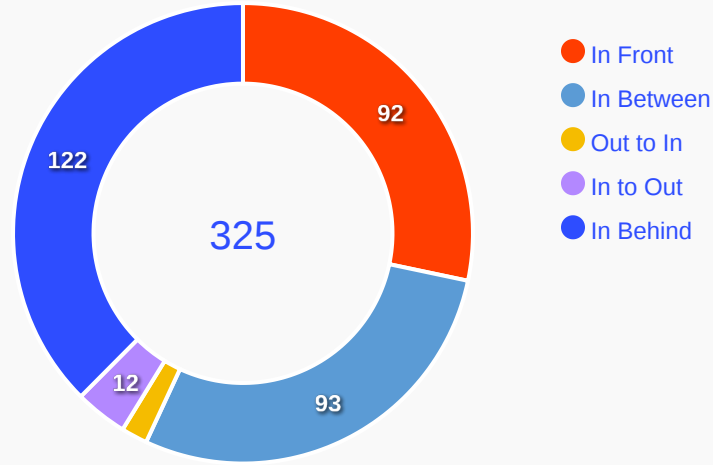
### Progression Phase



### Build Up Phase



## All Movement Types

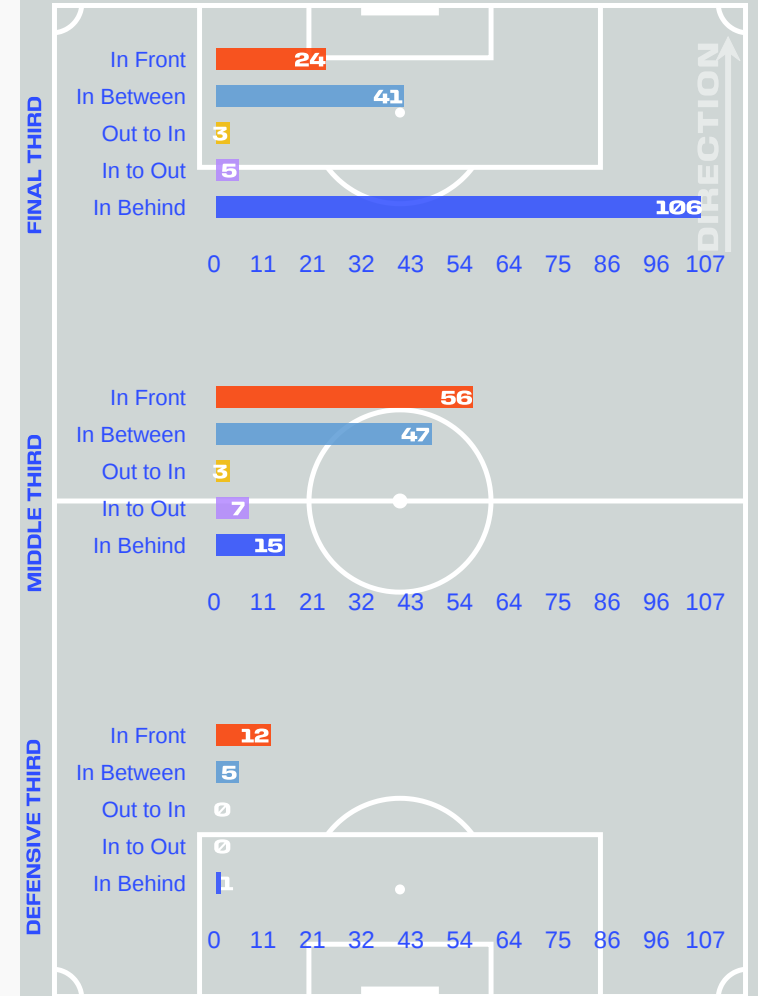


- In Front
- In Between
- Out to In
- In to Out
- In Behind

## Top Ranked Players

Type	Player	Movements
In Front	14 Noah SADIKI	38
In Between	17 Cedric BAKAMBU	26
Out to In	17 Cedric BAKAMBU	2
In to Out	14 Noah SADIKI	4
In Behind	17 Cedric BAKAMBU	35

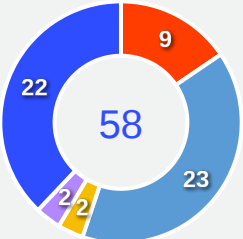
## Movement Types Pitch Third



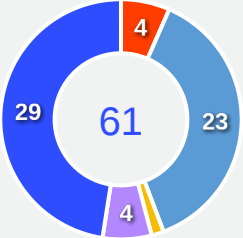
# Movement to Receive

## Movement Types by Phase

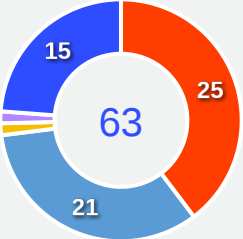
### Final Third Phase



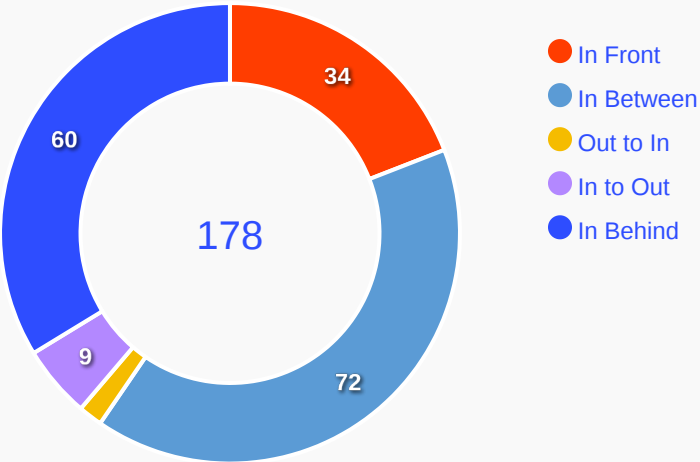
### Progression Phase



### Build Up Phase



## All Movement Types

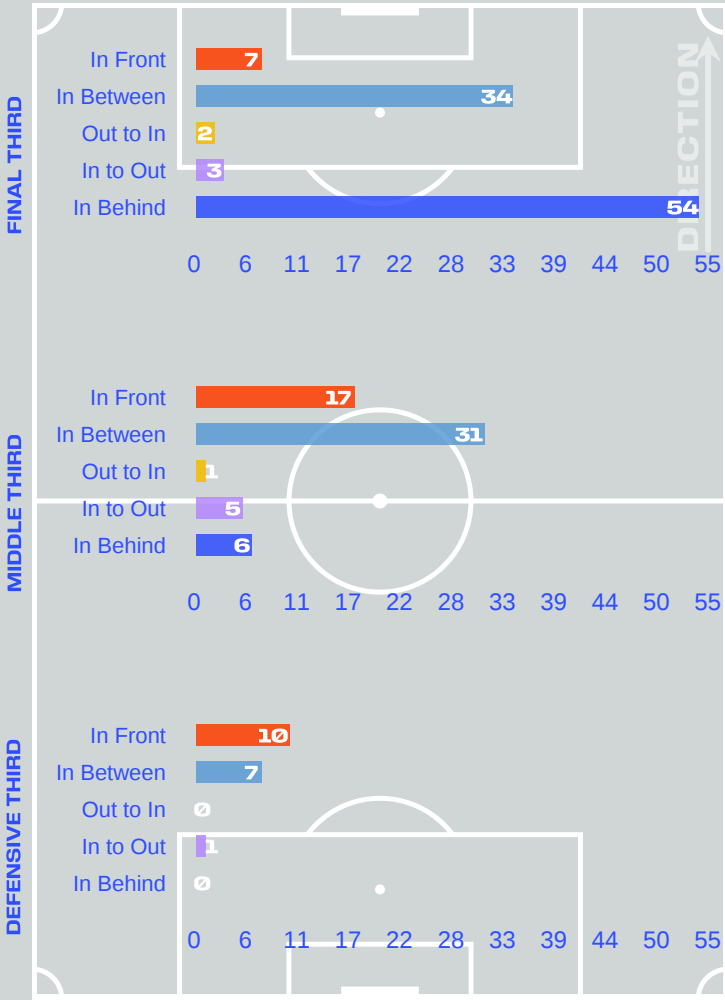


- In Front
- In Between
- Out to In
- In to Out
- In Behind

## Top Ranked Players

Type	Player	Movements
In Front	6 Akmal MOZGOVOY	9
In Between	6 Akmal MOZGOVOY	23
Out to In	6 Akmal MOZGOVOY	1
In to Out	6 Akmal MOZGOVOY	4
In Behind	22 Abbosbek FAYZULLAEV	17

## Movement Types Pitch Third



# OUT OF POSSESSION



Congo DR v Uzbekistan

# Defensive Actions

**54**

**Forced Turnovers**

**48**

**Possession Regained**

**7**

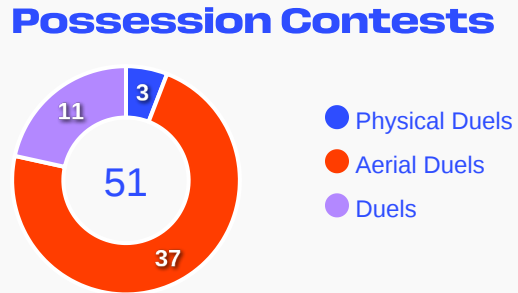
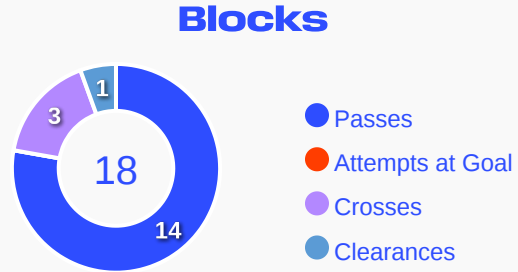
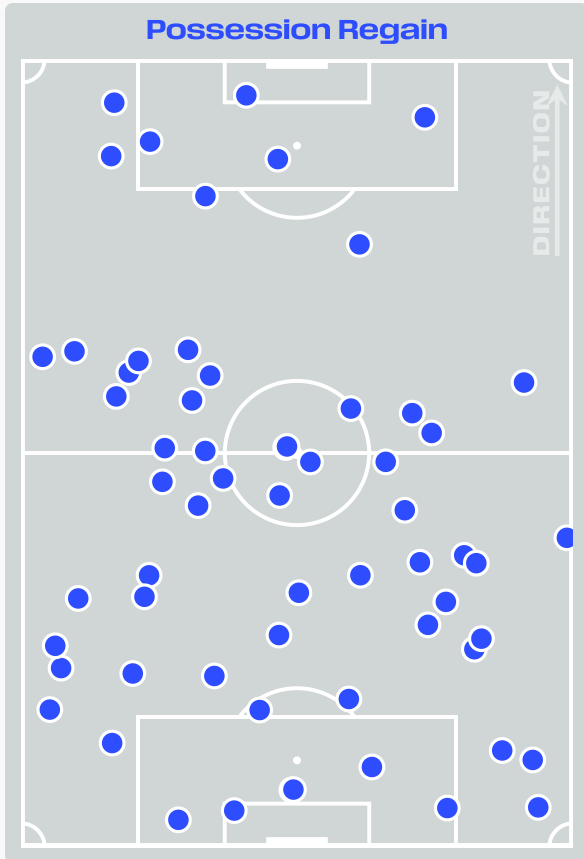
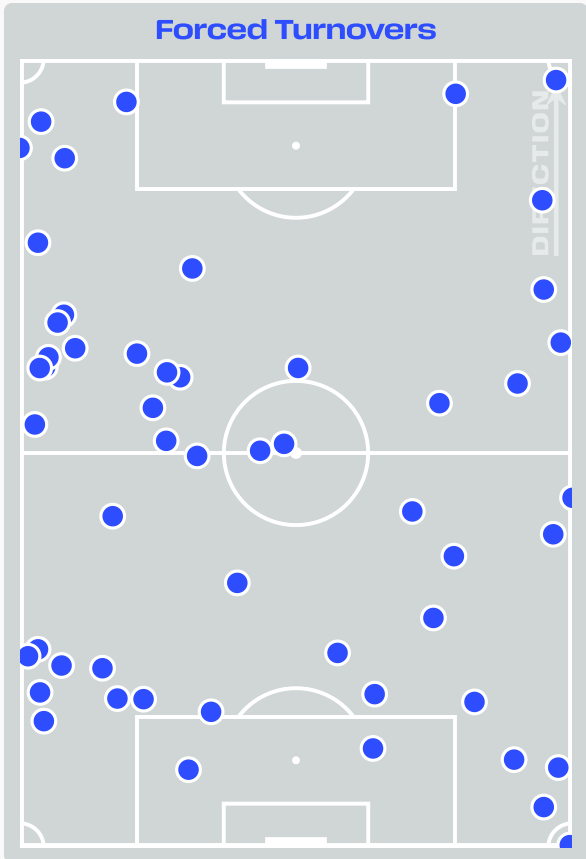
**Interceptions**

**31**

**Tackles**

**5.05**

**Possession Actions / Defensive Action**



**Most Possession Regains**

**8**

**Samuel MOUTOUSSAMY**  
RIGHT CENTRE MIDFIELD

#	Player	Total Possession Regains
1	Lionel MPASI	2
2	Aaron WAN-BISSAKA	5
4	Axel TUANZEBE	2
7	Nathanael MBUKU	2
8	Samuel MOUTOUSSAMY	8
9	Brian CIPENGA	2
14	Noah SADIKI	7
17	Cedric BAKAMBU	0
20	Yoane WISSA	0
22	Chancel MBEMBA	7
26	Arthur MASUAKU	3
6	Ngalayel MUKAU	3
10	Theo BONGONDA	2
12	Joris KAYEMBE	2
13	Meschack ELIA	2
19	Fiston MAYELE	1

# Defensive Actions



**54**

**Forced Turnovers**

**57**

**Possession Regained**

**12**

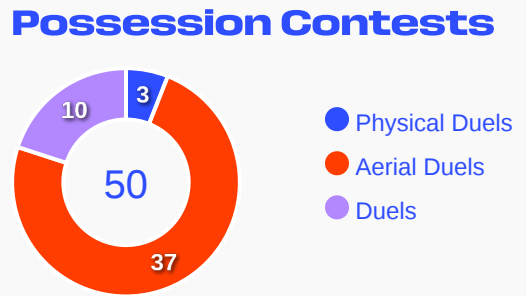
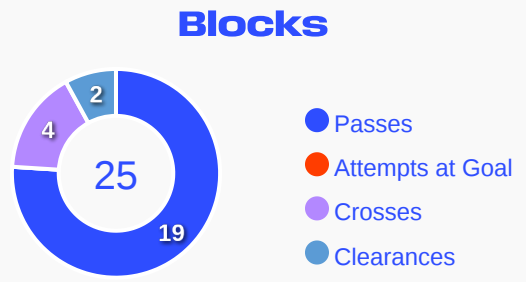
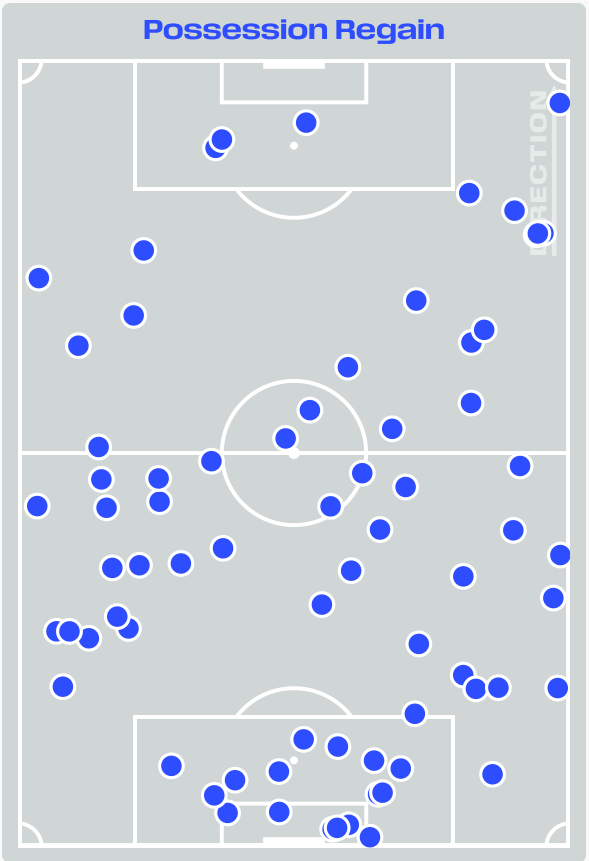
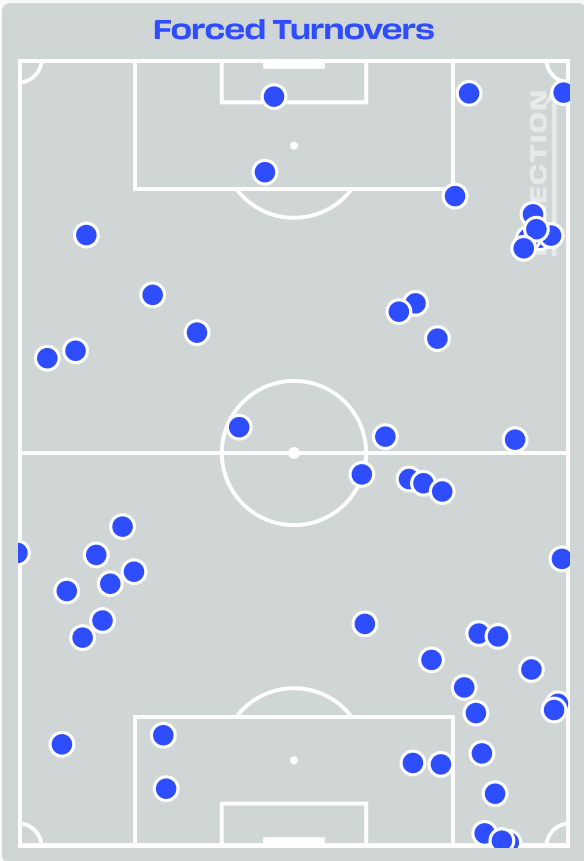
**Interceptions**

**51**

**Tackles**

**2.36**

**Possession Actions / Defensive Action**



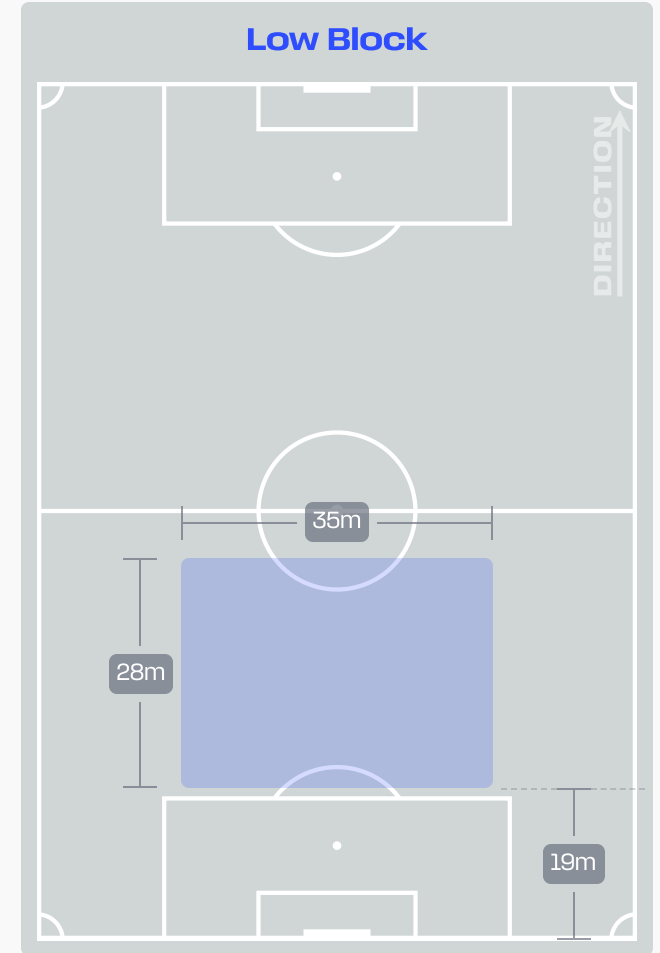
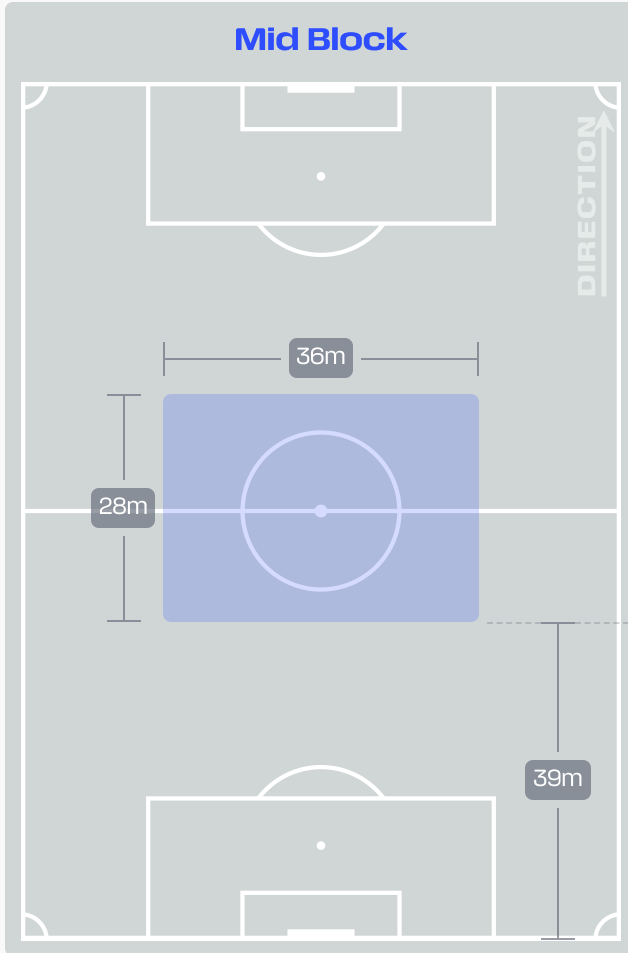
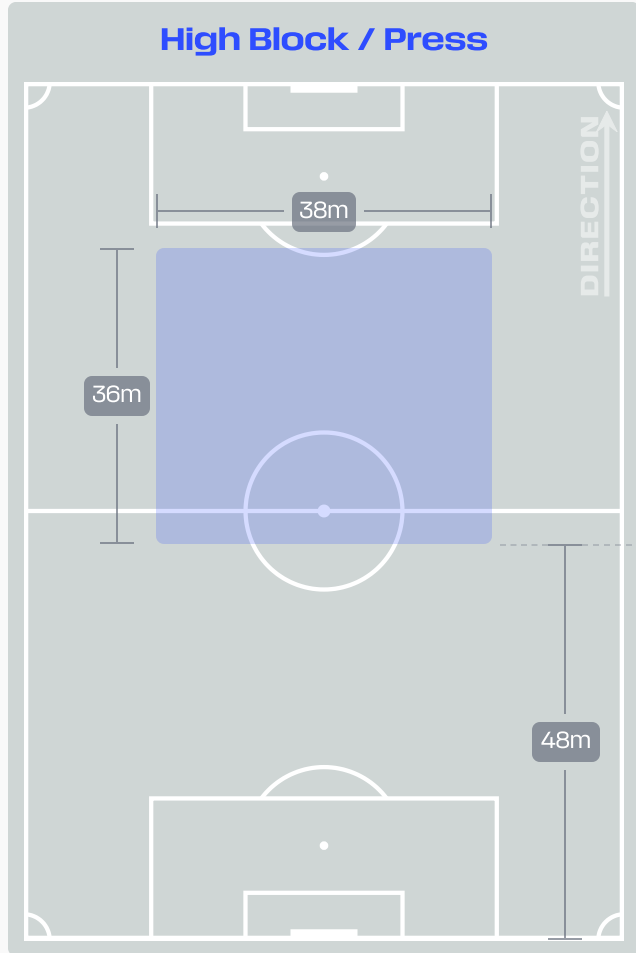
### Most Possession Regains

8

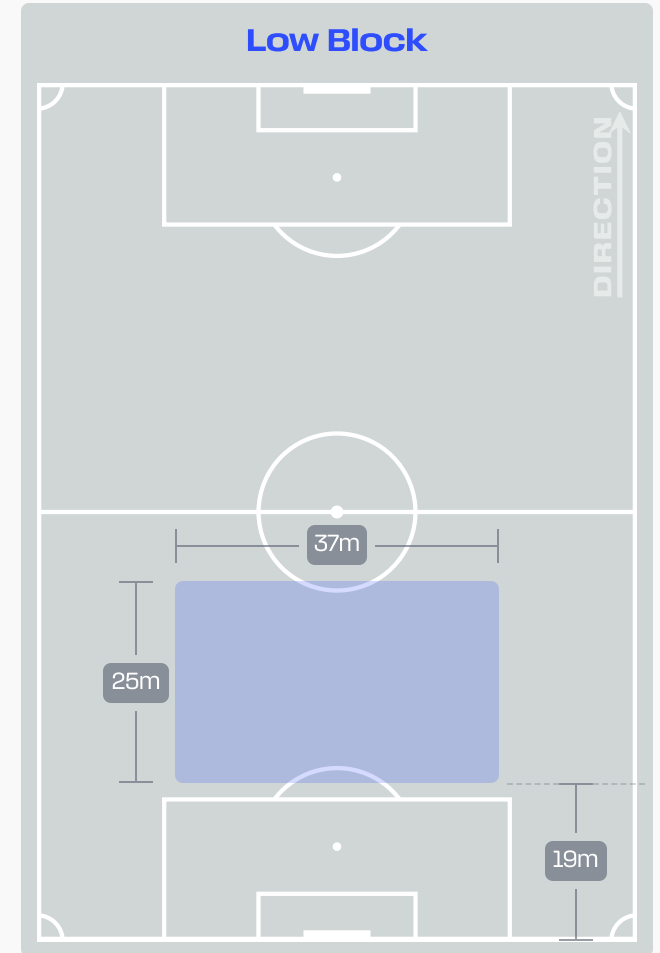
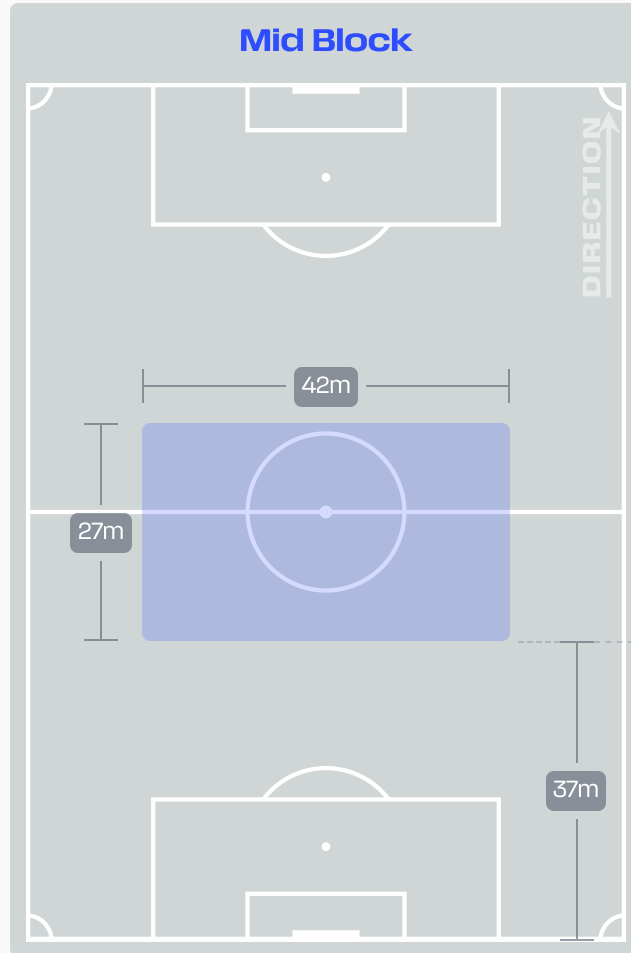
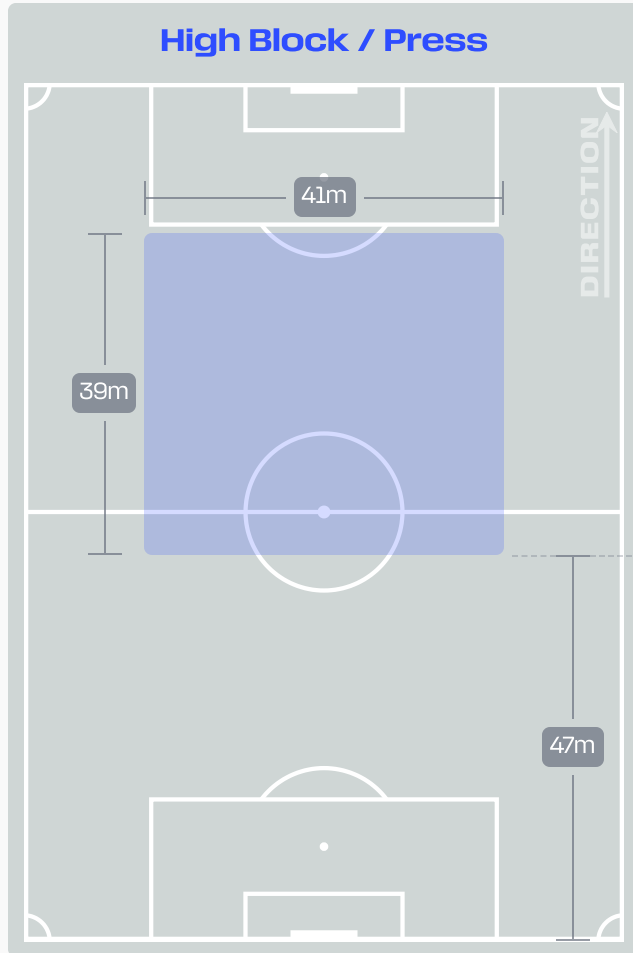
**Rustam ASHURMATOV**  
CENTRE BACK

#	Player	Total Possession Regains
12	Abduvohid NEMATOV	5
2	Abdukodir KHUSANOV	4
3	Khojiakbar ALIJONOV	6
5	Rustam ASHURMATOV	8
6	Akmal MOZGOVOY	3
7	Otabek SHUKUROV	3
13	Sherzod NASRULLAEV	8
14	Eldor SHOMURODOV	3
17	Dostonbek KHAMDAMOV	3
22	Abbosbek FAYZULLAEV	3
26	Jakhongir UROZOV	5
8	Jamshid ISKANDEROV	1
9	Odiljon XAMROBEKOV	1
11	Oston URUNOV	1
19	Azizjon GANIEV	3
21	Igor SERGEEV	0

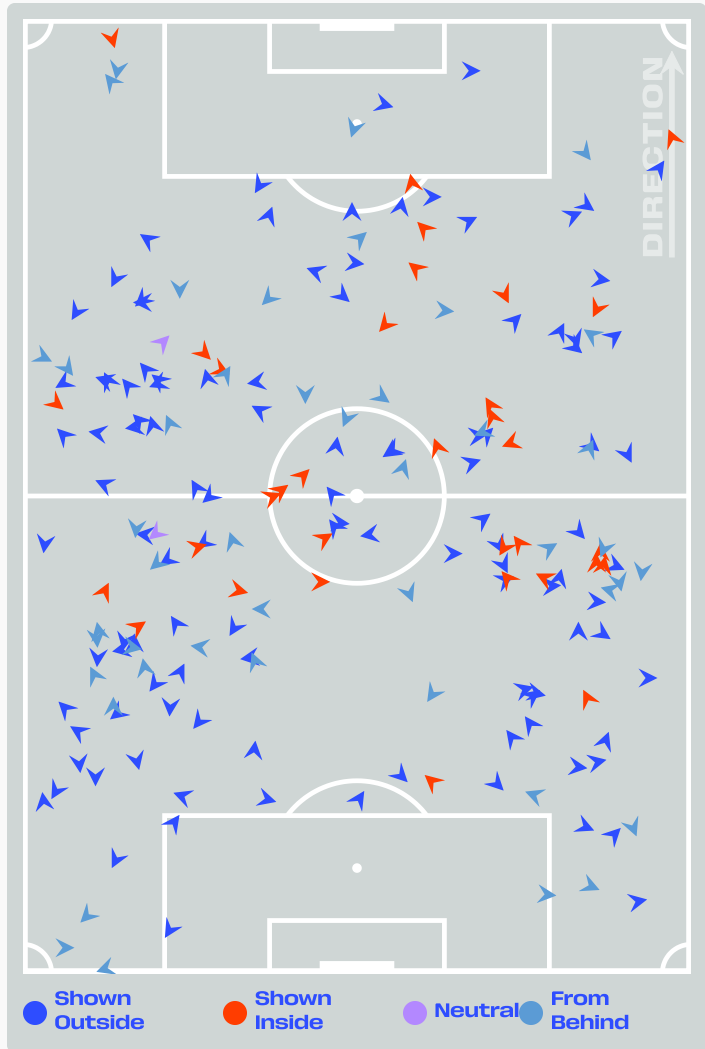
# Defensive Line Height & Team Length



# Defensive Line Height & Team Length



# Defensive Pressure



191	Total Pressures	342
31	Direct Pressures	62
1.71s	Avg Pressure Duration	1.58s
54	Forced Turnovers	54
10.4s	Ball Recovery Time	13.59s
75	Pushing on into Pressing	132
154	Pushing on	266
33	Pressing Direction Inside	46
111	Pressing Direction Outside	222

**Most Direct Pressures**

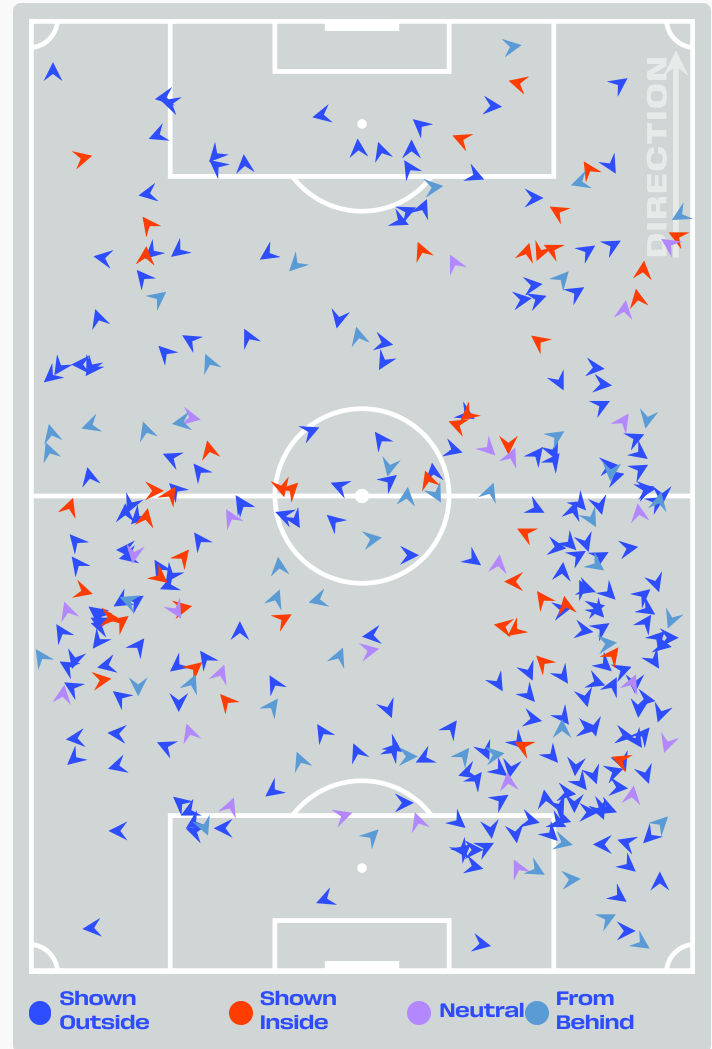
**6**

**Noah SADIKI**  
LEFT CENTRE MIDFIELD

**Most Direct Pressures**

**11**

**Abbosbek FAYZULLAEV**  
RIGHT WINGER



# GOALKEEPING



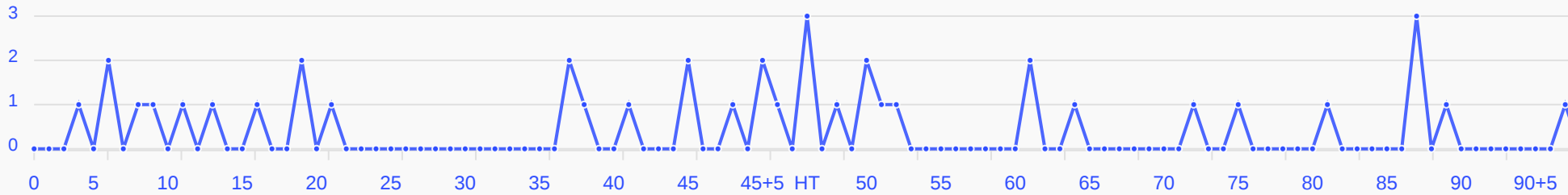
Congo DR v Uzbekistan

# Goalkeeping Involvement



**Congo DR**

### Congo DR GK Involvement Timeline



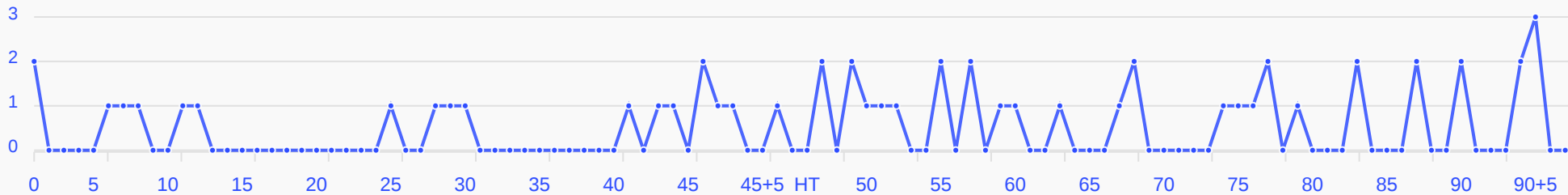
**41**

**Total Involvements**



**Uzbekistan**



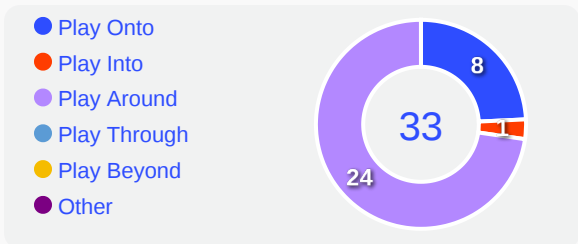
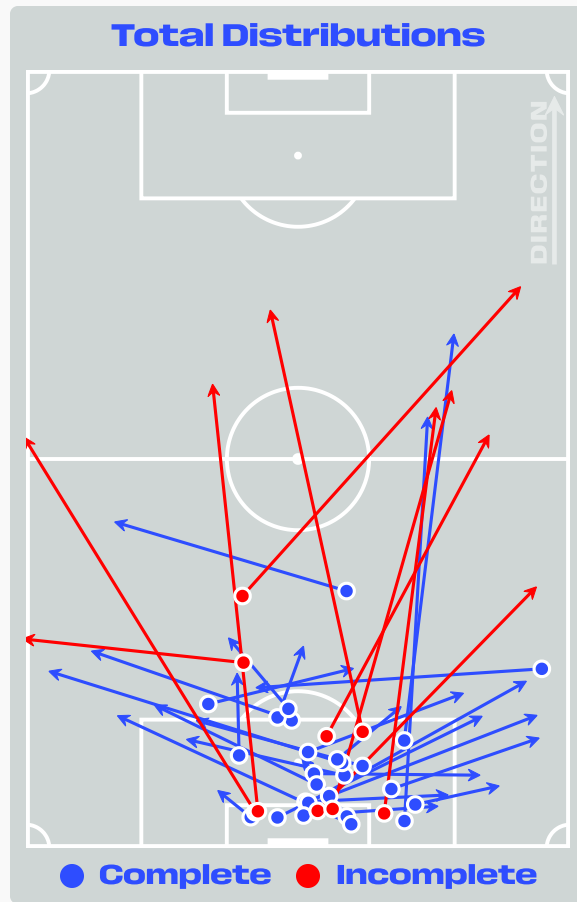
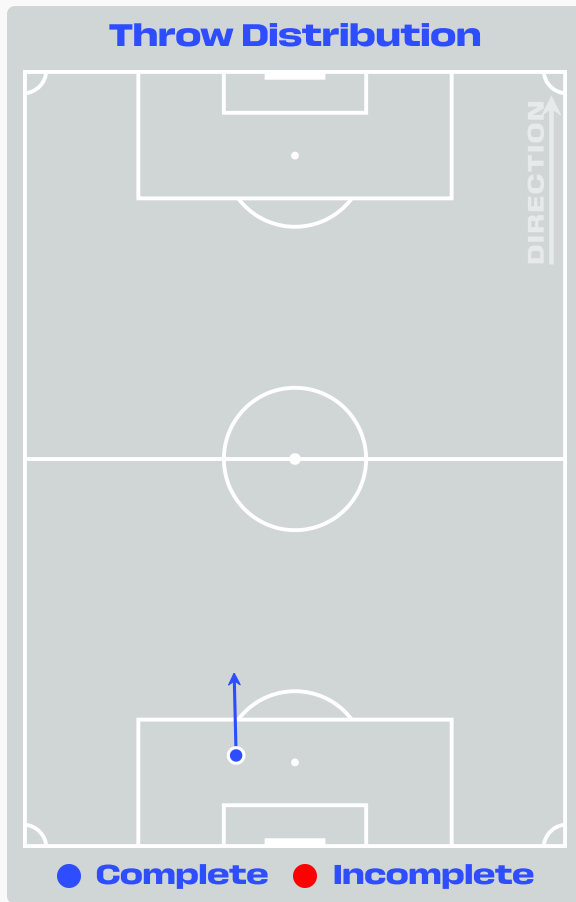
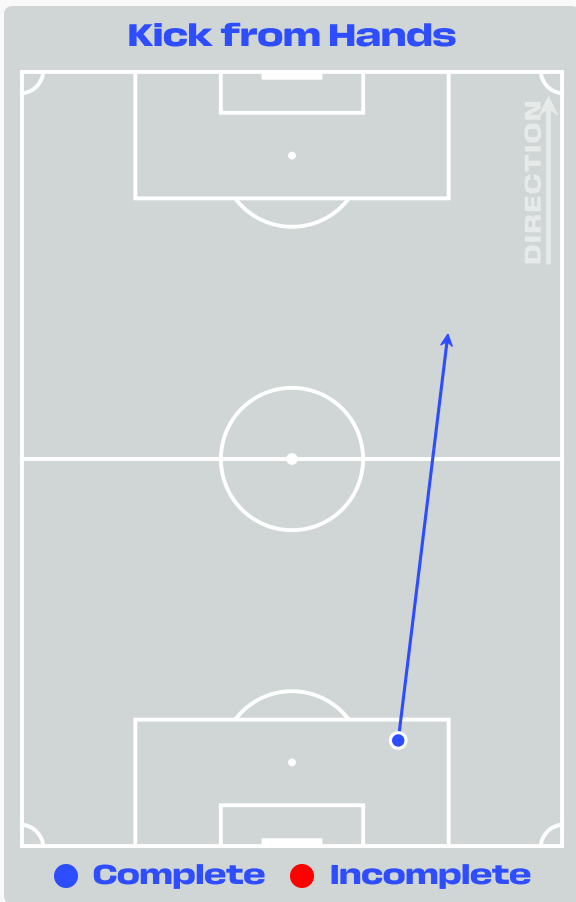
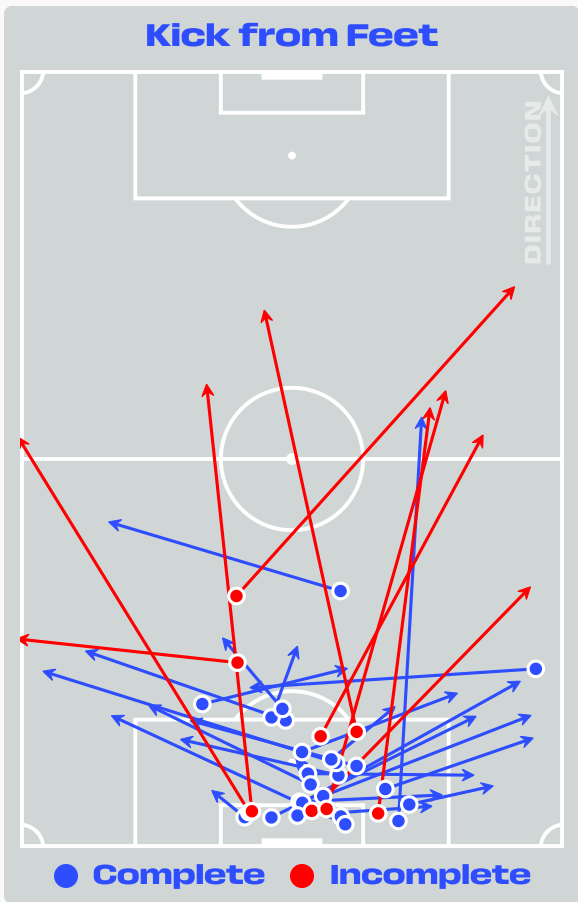
### Uzbekistan GK Involvement Timeline




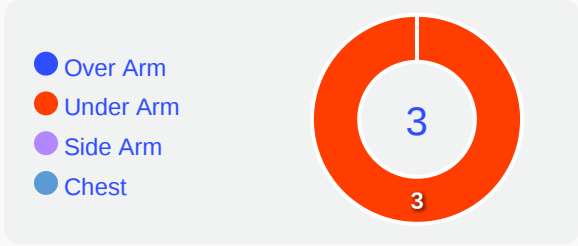
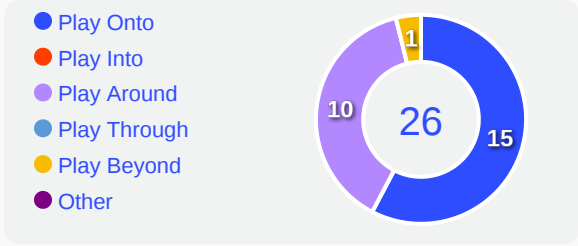
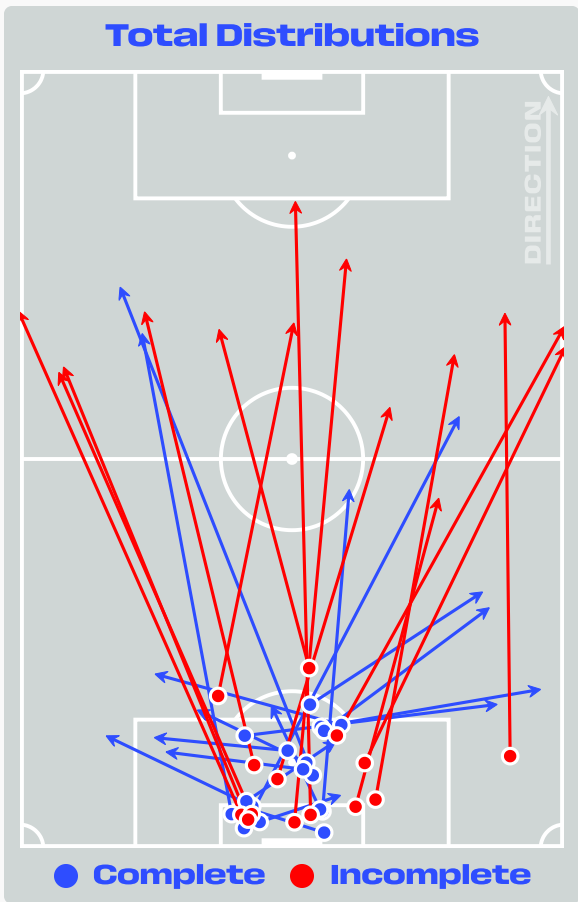
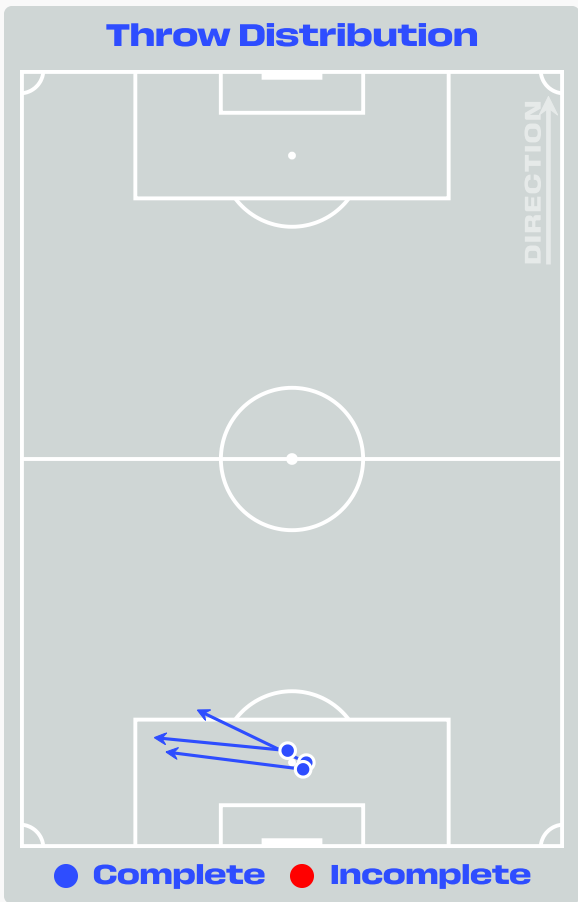
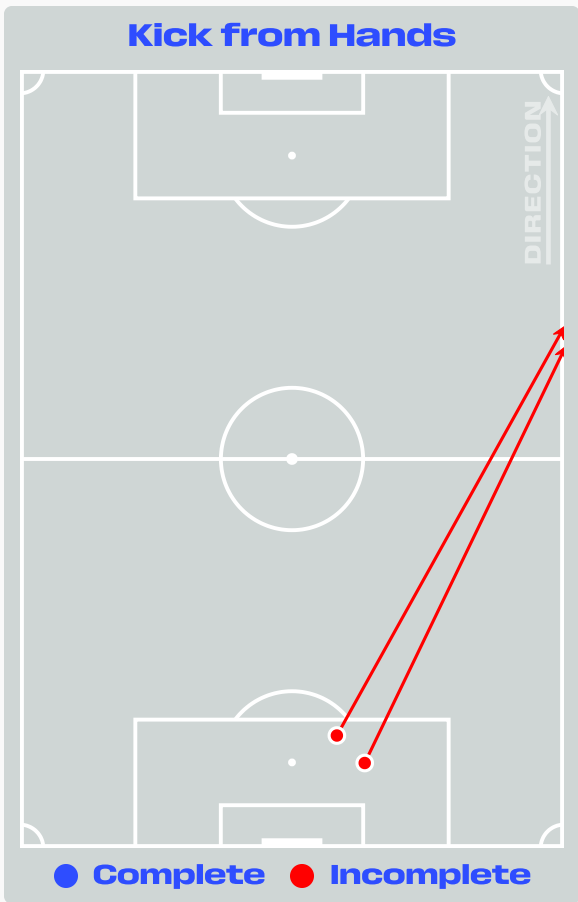
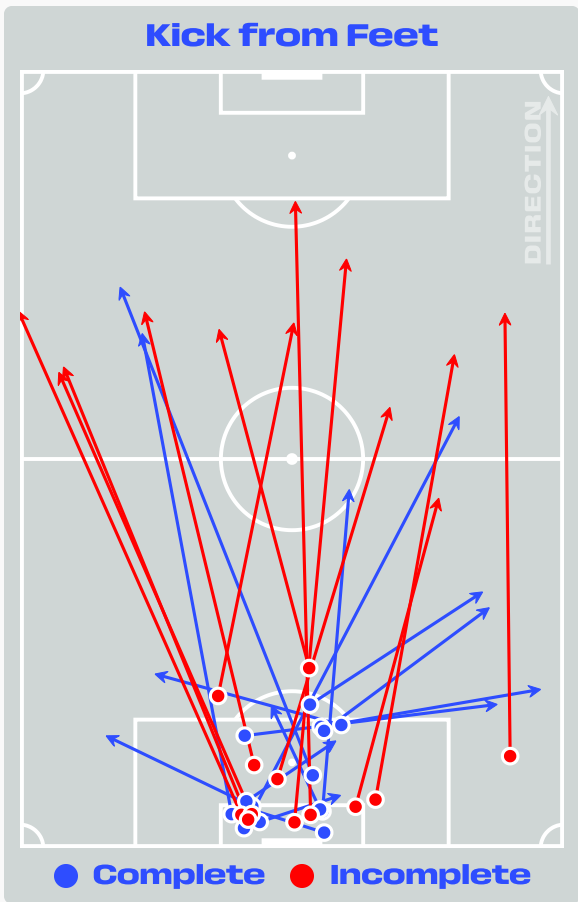
**54**

**Total Involvements**

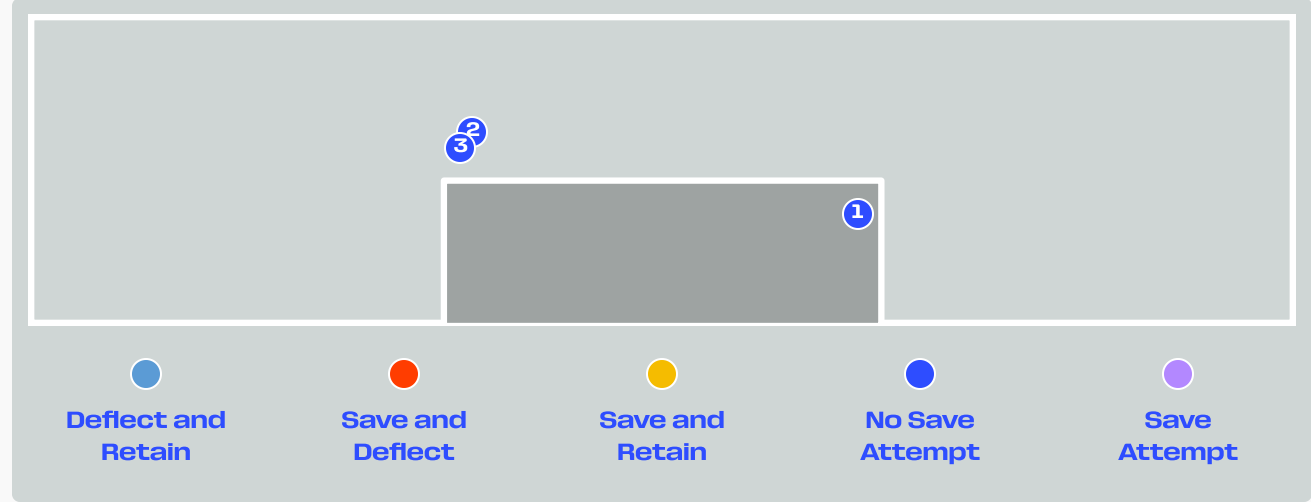
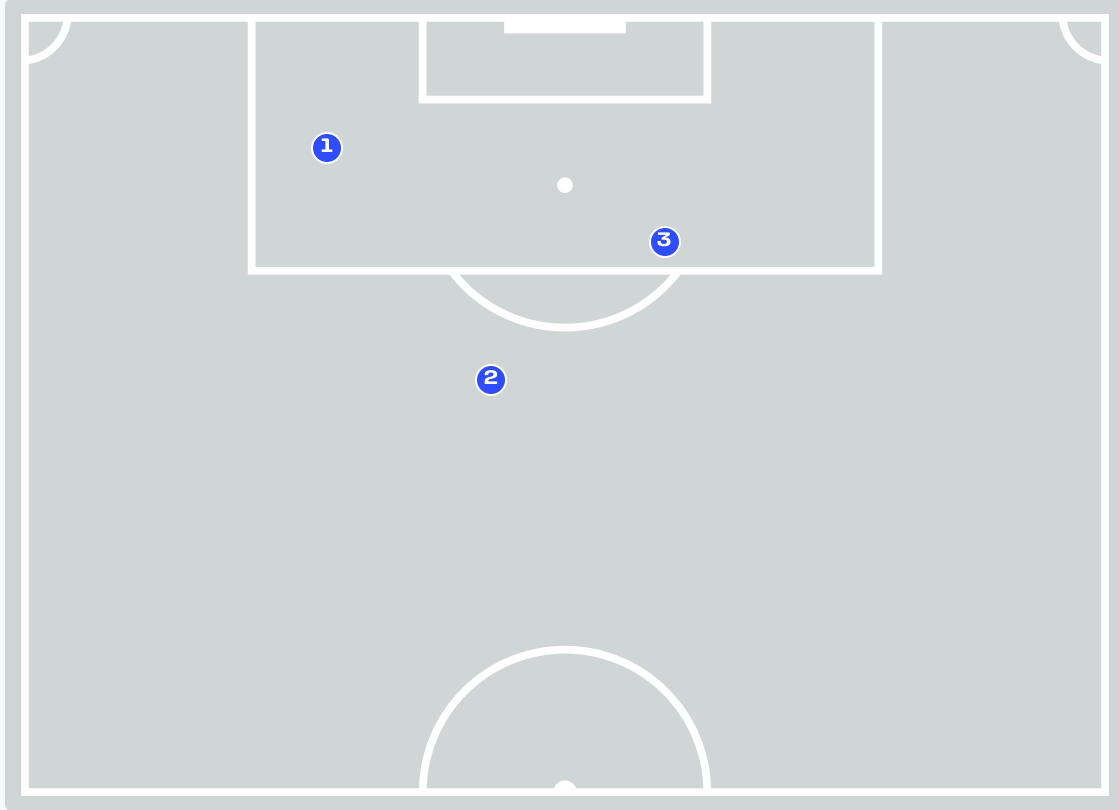
# Goalkeeping Distribution



# Goalkeeping Distribution



# Goal Prevention



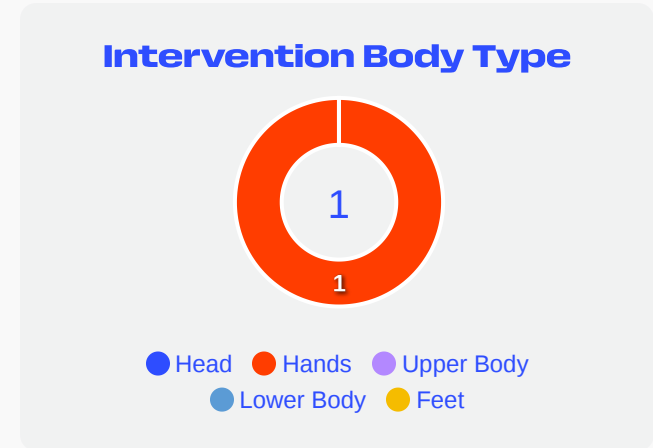
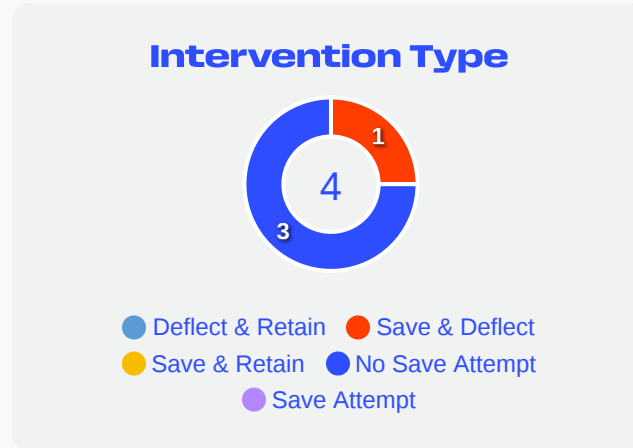
- Deflect and Retain
- Save and Deflect
- Save and Retain
- No Save Attempt
- Save Attempt

4

Total Attempts on Goal Faced

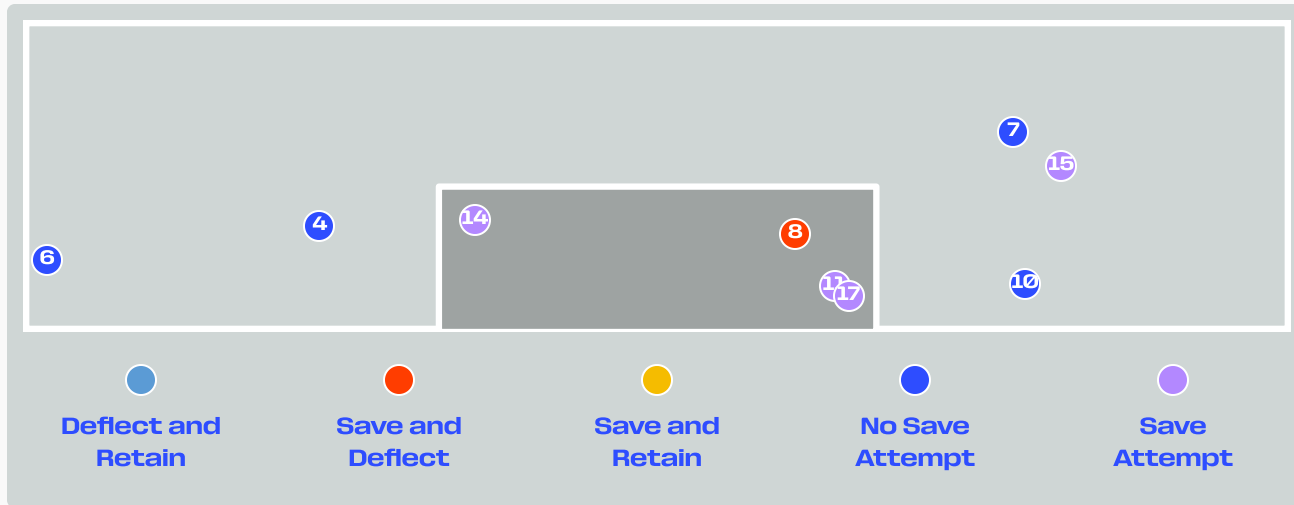
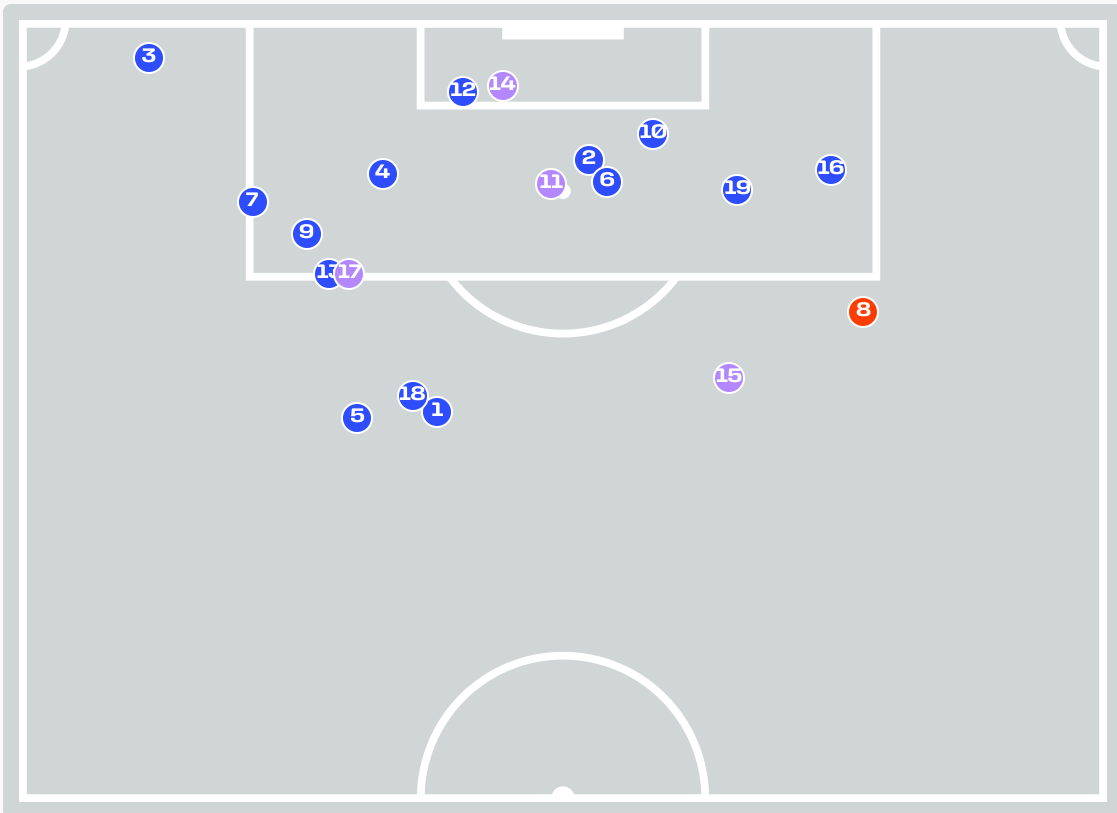
0

Save %



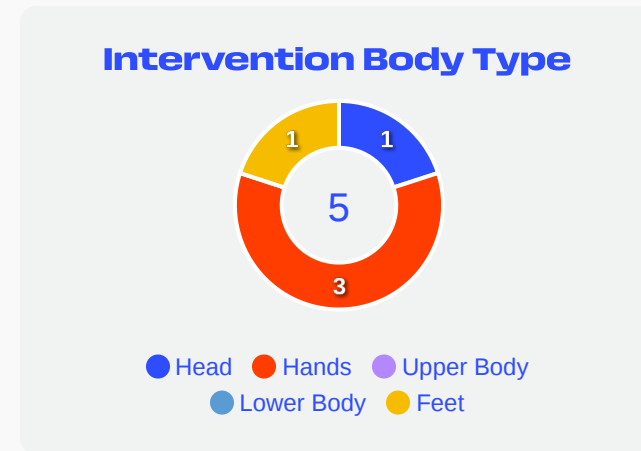
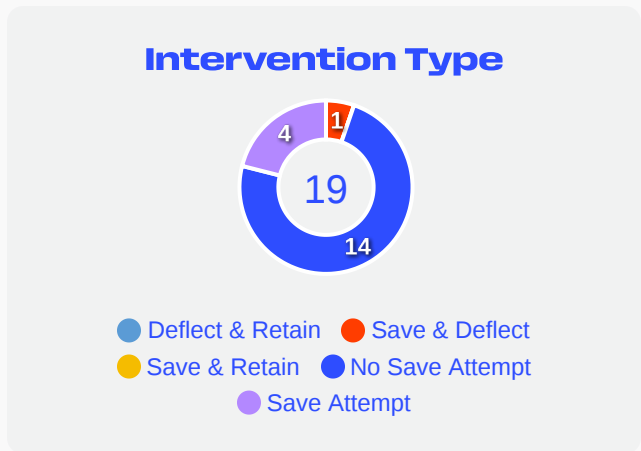
Total Attempts on Goal Faced	Total Goal Interventions	Save & Retain	Deflect & Retain	Save & Deflect	Save Attempt	No Save Attempt
4	1	0	0	1	0	3

# Goal Prevention



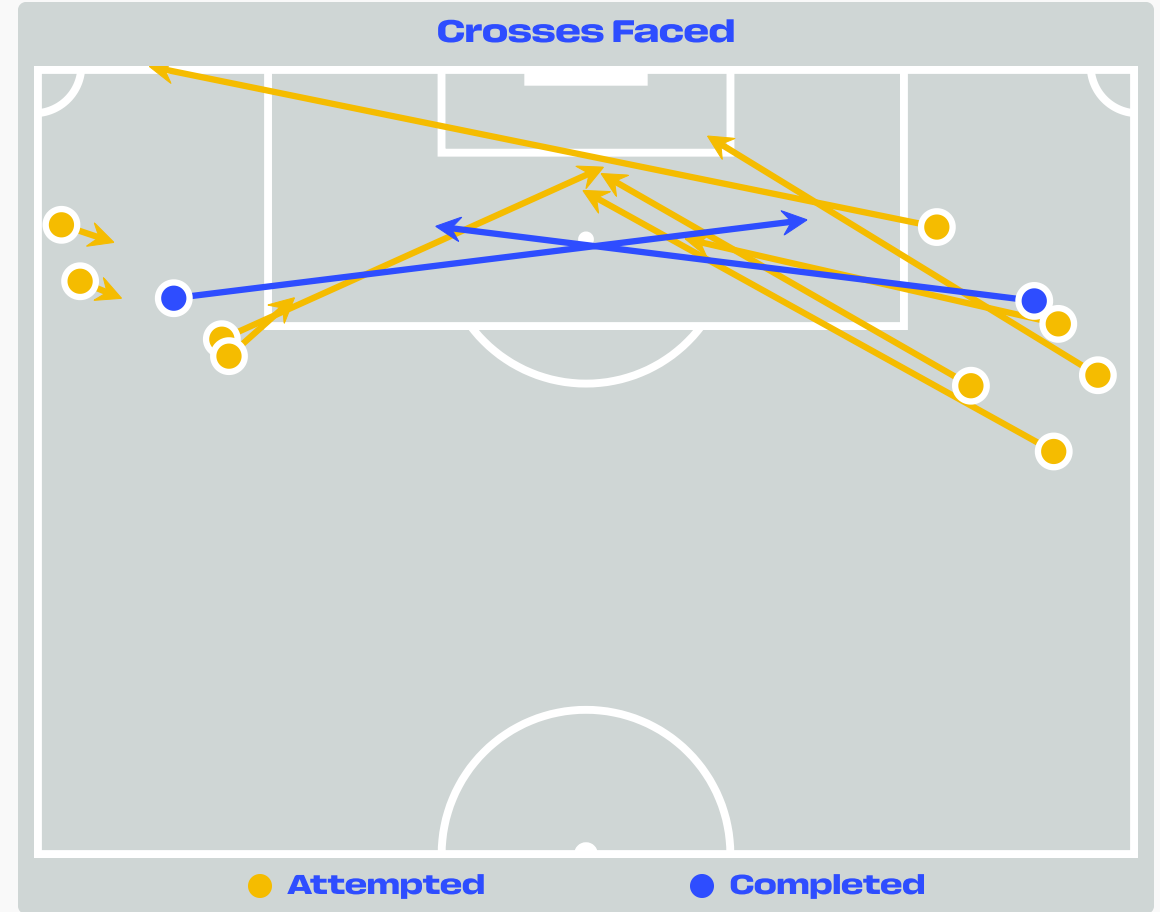


**19**  
Total Attempts on Goal Faced

**25**  
Save %



Total Attempts on Goal Faced	Total Goal Interventions	Save & Retain	Deflect & Retain	Save & Deflect	Save Attempt	No Save Attempt
19	1	0	0	1	4	14

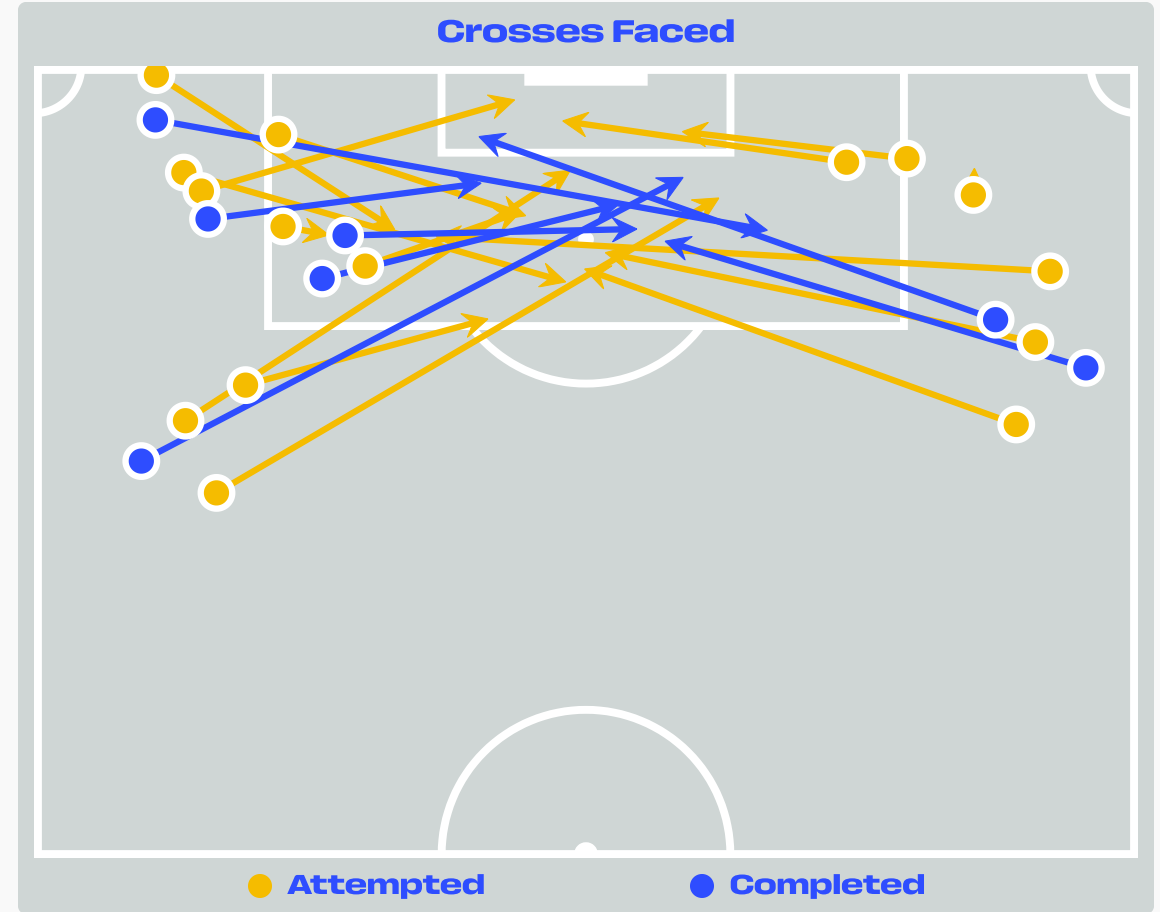


# Aerial Control



**Delivery Types Faced**

Total	In Swing	Out Swing	Driven	Lofted	Cutback	Push
14	3	8	0	0	0	3

# Aerial Control



**Delivery Types Faced**

Total	In Swing	Out Swing	Driven	Lofted	Cutback	Push
25	10	7	0	5	0	3

# SET PLAYS



Congo DR v Uzbekistan

# Set Plays



**45**  
**Total Set Plays**

**16**  
**Total Free Kicks**

**1**  
**Total Penalties**

**2**  
**Total Corners**

**26**  
**Total Throw Ins**

Free Kicks	
Type	Total
Direct	15
Direct (on target)	0
Direct (off target)	0
Indirect	1

Corners			
Delivery Type	From Left Side	From Right Side	Total
Direct to Area	0	2	2
Short	0	0	0
Edge of Penalty Area	0	0	0

Corners	
Delivery Style	Total
Inswing	2
Outswing	0
Driven	0
Lofted	0

# Set Plays



**35**  
**Total Set Plays**

**9**  
**Total Free Kicks**

**0**  
**Total Penalties**

**3**  
**Total Corners**

**23**  
**Total Throw Ins**

Free Kicks	
Type	Total
Direct	6
Direct (on target)	0
Direct (off target)	1
Indirect	3

Corners			
Delivery Type	From Left Side	From Right Side	Total
Direct to Area	2	1	3
Short	0	0	0
Edge of Penalty Area	0	0	0

Corners	
Delivery Style	Total
Inswing	0
Outswing	3
Driven	0
Lofted	0

# INDIVIDUAL DATA IN POSSESSION



Congo DR v Uzbekistan

# In Possession - Distributions



#	Player	Passes Attempted	Passes Completed	Pass Completion %	Switches of Play	Crosses Attempted	Crosses Completed	Line Breaks Attempted	Line Breaks Completed	Line Break Completion %	Ball Progressions	Take Ons	Step Ins	Attempts at Goal	Goals
1	Lionel MPASI	35	26	74%	0	0	0	8	3	38%	0	0	0	0	0
2	Aaron WAN-BISSAKA	52	43	83%	0	2	1	18	11	61%	2	2	0	0	0
4	Axel TUANZEBE	54	51	94%	1	0	0	7	5	71%	1	0	1	0	0
7	Nathanael MBUKU	22	18	82%	0	7	1	13	9	69%	7	5	2	1	0
8	Samuel MOUTOUSSAMY	54	46	85%	2	1	1	13	10	77%	0	0	0	0	0
9	Brian CIPENGA	25	14	56%	0	8	1	11	2	18%	12	11	1	3	0
14	Noah SADIKI	54	51	94%	0	1	1	16	16	100%	7	2	5	0	0
17	Cedric BAKAMBU	6	3	50%	0	0	0	2	0	0%	1	1	0	0	0
20	Yoane WISSA	20	19	95%	0	1	0	3	3	100%	2	2	0	6	2
22	Chancel MBEMBA	51	44	86%	1	1	0	19	14	74%	1	0	1	1	0
26	Arthur MASUAKU	75	65	87%	2	2	1	33	25	76%	2	2	0	0	0
6	Ngalayel MUKAU	14	13	93%	0	0	0	1	1	100%	0	0	0	1	0
10	Theo BONGONDA	7	4	57%	0	1	0	4	3	75%	3	2	1	1	0
12	Joris KAYEMBE	5	5	100%	0	1	1	2	2	100%	0	0	0	0	0
13	Meschack ELIA	10	10	100%	0	0	0	4	2	50%	3	2	1	1	0
19	Fiston MAYELE	11	7	64%	0	0	0	1	0	0%	0	0	0	5	1

# In Possession - Offers & Receptions



			Offer movement types						
#	Player	Total Offers	In Front	In Between	Out to In	In to Out	In Behind	No Movement	Offers Received
1	Lionel MPASI	6	0	0	0	0	0	6	2
2	Aaron WAN-BISSAKA	40	7	3	0	1	20	9	11
4	Axel TUANZEBE	12	2	0	0	0	0	10	8
7	Nathanael MBUKU	22	3	0	0	0	6	13	9
8	Samuel MOUTOUSSAMY	42	19	10	1	3	4	5	18
9	Brian CIPENGA	27	3	0	0	0	15	9	11
14	Noah SADIKI	75	38	21	0	4	1	11	28
17	Cedric BAKAMBU	64	0	26	2	1	35	0	5
20	Yoane WISSA	52	6	20	2	2	20	2	15
22	Chancel MBEMBA	2	0	0	0	0	1	1	1
26	Arthur MASUAKU	20	12	1	0	0	1	6	12
6	Ngalayel MUKAU	4	1	2	0	0	0	1	1
10	Theo BONGONDA	6	0	2	0	0	4	0	3
12	Joris KAYEMBE	4	1	1	0	0	1	1	1
13	Meschack ELIA	7	0	1	0	1	1	4	3
19	Fiston MAYELE	21	0	6	1	0	13	1	7

## In Possession - Distributions



#	Player	Passes Attempted	Passes Completed	Pass Completion %	Switches of Play	Crosses Attempted	Crosses Completed	Line Breaks Attempted	Line Breaks Completed	Line Break Completion %	Ball Progressions	Take Ons	Step Ins	Attempts at Goal	Goals
12	Abduvohid NEMATOV	31	17	55%	0	0	0	16	5	31%	0	0	0	0	0
2	Abdukodir KHUSANOV	39	30	77%	1	0	0	15	8	53%	0	0	0	0	0
3	Khojiakbar ALIJONOV	33	20	61%	1	3	0	13	4	31%	5	5	0	0	0
5	Rustam ASHURMATOV	38	33	87%	1	0	0	19	17	89%	0	0	0	0	0
6	Akmal MOZGOVOY	30	25	83%	2	0	0	15	12	80%	1	1	0	0	0
7	Otabek SHUKUROV	26	22	85%	2	0	0	10	6	60%	1	1	0	0	0
13	Sherzod NASRULLAEV	27	20	74%	0	2	0	11	4	36%	3	3	0	0	0
14	Eldor SHOMURODOV	29	19	66%	0	1	0	6	3	50%	3	3	0	2	1
17	Dostonbek KHAMDAMOV	23	20	87%	0	3	2	3	2	67%	1	1	0	0	0
22	Abbosbek FAYZULLAEV	9	6	67%	0	2	2	2	1	50%	0	0	0	1	0
26	Jakhongir UROZOV	25	15	60%	0	0	0	11	4	36%	1	0	1	0	0
8	Jamshid ISKANDEROV	17	11	65%	0	1	0	5	2	40%	0	0	0	0	0
9	Odiljon XAMROBEKOV	22	20	91%	0	0	0	5	5	100%	0	0	0	0	0
11	Oston URUNOV	7	6	86%	0	0	0	2	1	50%	1	1	0	0	0
19	Azizjon GANIEV	21	18	86%	0	2	0	8	6	75%	0	0	0	0	0
21	Igor SERGEEV	1	1	100%	0	0	0	0	0	0%	0	0	0	0	0

# In Possession - Offers & Receptions



			Offer movement types						
#	Player	Total Offers	In Front	In Between	Out to In	In to Out	In Behind	No Movement	Offers Received
12	Abduvohid NEMATOV	8	0	0	0	0	0	8	1
2	Abdukodir KHUSANOV	4	0	0	0	0	0	4	3
3	Khojiakbar ALIJONOV	10	1	0	0	0	3	6	7
5	Rustam ASHURMATOV	6	4	0	0	0	0	2	2
6	Akmal MOZGOVOY	43	9	23	1	4	2	4	16
7	Otabek SHUKUROV	15	6	7	0	0	0	2	8
13	Sherzod NASRULLAEV	17	2	0	0	2	3	10	5
14	Eldor SHOMURODOV	31	1	17	0	0	10	3	8
17	Dostonbek KHAMDAMOV	15	0	6	1	1	6	1	4
22	Abbosbek FAYZULLAEV	32	0	11	0	1	17	3	2
26	Jakhongir UROZOV	5	2	0	0	0	0	3	2
8	Jamshid ISKANDEROV	12	4	2	0	1	1	4	4
9	Odiljon XAMROBEKOV	7	4	2	0	0	1	0	4
11	Oston URUNOV	15	0	3	1	0	10	1	3
19	Azizjon GANIEV	3	1	0	0	0	1	1	3
21	Igor SERGEEV	7	0	1	0	0	6	0	1

# INDIVIDUAL DATA OUT OF POSSESSION



Congo DR v Uzbekistan

# Out of Possession



#	Player	Tackles Made / Won	Blocks	Interceptions	Pressing Direct	Pressing Indirect	Duels Won - Aerial	Duels Won - Physical	Possession Contests won	Clearances	Loose Ball Receptions	Pushing On	Pushing On into Pressing	Possession Regains	Possession Interrupted
1	Lionel MPASI	0 / 0	0	0	0	0	0	0	0	0	4	0	0	2	0
2	Aaron WAN-BISSAKA	1 / 0	1	0	1	9	2	0	4	13	5	19	6	5	8
4	Axel TUANZEBE	2 / 0	1	0	1	3	3	0	3	6	8	14	2	2	1
7	Nathanael MBUKU	5 / 2	0	0	5	15	0	0	0	1	6	8	7	2	3
8	Samuel MOUTOUSSAMY	5 / 3	4	1	5	10	0	1	3	0	7	9	4	8	4
9	Brian CIPENGA	2 / 2	1	0	3	15	0	0	1	0	9	12	12	2	1
14	Noah SADIKI	8 / 3	3	0	6	25	0	0	0	1	11	12	2	7	2
17	Cedric BAKAMBU	0 / 0	0	0	1	11	2	0	2	0	1	13	7	0	0
20	Yoane WISSA	0 / 0	0	0	0	21	1	0	2	1	5	22	11	0	0
22	Chancel MBEMBA	2 / 0	2	3	4	1	3	0	3	6	7	0	0	7	6
26	Arthur MASUAKU	2 / 1	2	0	3	5	2	0	2	3	12	8	3	3	3
6	Ngalayel MUKAU	1 / 0	0	2	1	4	0	0	0	2	2	1	1	3	1
10	Theo BONGONDA	2 / 0	2	1	1	6	0	0	0	0	1	6	6	2	0
12	Joris KAYEMBE	0 / 0	1	0	0	2	0	0	0	2	0	3	2	2	0
13	Meschack ELIA	1 / 0	0	0	0	10	1	0	2	0	2	4	3	2	1
19	Fiston MAYELE	0 / 0	1	0	0	23	1	0	1	1	3	23	9	1	0

## Out of Possession



#	Player	Tackles Made / Won	Blocks	Interceptions	Pressing Direct	Pressing Indirect	Duels Won - Aerial	Duels Won - Physical	Possession Contests won	Clearances	Loose Ball Receptions	Pushing On	Pushing On into Pressing	Possession Regains	Possession Interrupted
12	Abduvohid NEMATOV	0 / 0	0	0	0	0	0	0	0	0	1	0	0	5	0
2	Abdukodir KHUSANOV	4 / 1	0	2	5	4	1	0	1	6	10	15	3	4	6
3	Khojiakbar ALIJONOV	9 / 3	4	1	9	43	0	0	0	1	7	47	20	6	4
5	Rustam ASHURMATOV	1 / 0	4	2	2	5	6	0	6	6	3	15	3	8	4
6	Akmal MOZGOVOY	4 / 0	2	1	5	25	0	0	0	2	6	26	8	3	4
7	Otabek SHUKUROV	2 / 0	2	0	1	18	1	0	1	3	7	10	7	3	1
13	Sherzod NASRULLAEV	4 / 0	3	2	7	19	3	0	3	3	7	41	19	8	3
14	Eldor SHOMURODOV	4 / 2	1	0	5	28	5	2	7	1	3	21	16	3	2
17	Dostonbek KHAMDAMOV	8 / 1	1	1	4	54	1	0	2	0	3	27	21	3	2
22	Abbosbek FAYZULLAEV	6 / 2	4	0	11	42	0	0	0	4	3	23	16	3	5
26	Jakhongir UROZOV	2 / 0	1	1	4	3	4	0	4	6	1	19	6	5	3
8	Jamshid ISKANDEROV	0 / 0	1	1	0	4	0	0	1	0	1	0	0	1	0
9	Odiljon XAMROBEKOV	0 / 0	1	1	2	13	0	0	0	0	3	6	4	1	1
11	Oston URUNOV	0 / 0	1	0	1	5	0	0	0	0	3	6	2	1	0
19	Azizjon GANIEV	7 / 3	1	0	6	13	0	0	1	0	2	5	4	3	3
21	Igor SERGEEV	0 / 0	0	0	0	4	0	0	0	0	0	5	3	0	0

# INDIVIDUAL DATA PHYSICAL



Congo DR v Uzbekistan

## Physical Data



#	Player	Total Distance (m)	Zone 1: 0-7 km/h (m)	Zone 2: 7-15 km/h (m)	Zone 3: 15-20 km/h (m)	Zone 4: 20-25 km/h (m)	Zone 5: 25+ km/h (m)	High Speed Runs (Zone 3)	Sprints (Zone 4 & 5)	Top Speed (km/h)
1	Lionel MPASI	5107.3	3815.2	1076.5	142.3	66.5	6.7	12.0	5.0	26.7
2	Aaron WAN-BISSAKA	10881.2	4255.5	4230.9	1474.2	682.2	238.4	118.0	62.0	33.7
4	Axel TUANZEBE	10136.4	4488.3	4063.6	1092.3	379.5	112.6	98.0	35.0	30.3
7	Nathanael MBUKU	8529.3	2789.7	3896.2	1252.3	421.5	169.7	104.0	35.0	29.3
8	Samuel MOUTOUSSAMY	9198.5	2426.8	4390.2	1813.6	499.1	68.8	151.0	39.0	31.9
9	Brian CIPENGA	8454.2	2713.6	3904.1	1115.6	548.3	172.6	94.0	54.0	33.2
14	Noah SADIKI	11936.4	3768.8	5812.3	1758.7	474.2	122.4	147.0	43.0	29.5
17	Cedric BAKAMBU	5963.7	2700.8	1976.5	900.5	317.0	69.0	78.0	25.0	29.0
20	Yoane WISSA	10747.2	4948.0	3958.5	1226.5	510.5	103.7	113.0	36.0	29.8
22	Chancel MBEMBA	9529.4	4300.6	3595.9	1129.9	404.2	98.8	91.0	40.0	32.0
26	Arthur MASUAKU	8339.4	3712.5	3401.5	887.9	269.4	68.0	80.0	25.0	30.2
6	Ngalayel MUKAU	3203.1	997.2	1496.4	633.5	76.0	0	51.0	9.0	24.8
10	Theo BONGONDA	3094.1	1085.0	1345.1	483.7	171.6	8.7	38.0	16.0	26.4
12	Joris KAYEMBE	1824.8	594.9	764.7	244.9	163.4	56.9	24.0	9.0	28.7
13	Meschack ELIA	3143.3	1065.5	1342.6	427.1	223.9	84.2	41.0	23.0	30.6
19	Fiston MAYELE	4982.1	1648.3	2145.7	708.4	327.2	152.6	65.0	32.0	32.9

## Physical Data



#	Player	Total Distance (m)	Zone 1: 0-7 km/h (m)	Zone 2: 7-15 km/h (m)	Zone 3: 15-20 km/h (m)	Zone 4: 20-25 km/h (m)	Zone 5: 25+ km/h (m)	High Speed Runs (Zone 3)	Sprints (Zone 4 & 5)	Top Speed (km/h)
12	Abduvohid NEMATOV	4748.8	3862.3	805.3	75.8	5.5	0	9.0	1.0	22.1
2	Abdukodir KHUSANOV	9694.7	4088.6	4254.0	872.3	323.0	156.8	73.0	28.0	33.6
3	Khojiakbar ALIJONOV	10791.3	4186.6	4054.1	1713.6	639.4	197.6	151.0	58.0	29.9
5	Rustam ASHURMATOV	10073.1	3886.5	4729.6	1075.2	310.1	71.5	102.0	29.0	31.4
6	Akmal MOZGOVOY	9646.7	3476.4	4158.7	1501.6	449.5	60.5	122.0	34.0	29.6
7	Otabek SHUKUROV	7614.1	2476.3	3694.0	1163.3	224.7	55.8	99.0	22.0	29.3
13	Sherzod NASRULLAEV	11150.4	4192.4	4686.0	1455.3	593.8	222.9	123.0	50.0	31.6
14	Eldor SHOMURODOV	10420.8	5125.0	3351.0	1020.4	572.0	352.4	87.0	57.0	32.7
17	Dostonbek KHAMDAMOV	7875.3	2344.4	3739.6	1208.5	498.6	84.3	109.0	38.0	28.4
22	Abbosbek FAYZULLAEV	8738.0	2829.1	3554.2	1471.0	706.9	176.8	131.0	62.0	32.2
26	Jakhongir UROZOV	8831.5	3391.0	4047.1	939.7	397.4	56.2	86.0	31.0	28.8
8	Jamshid ISKANDEROV	2148.9	518.4	1091.1	412.9	106.8	19.8	34.0	8.0	28.4
9	Odiljon XAMROBEKOV	4597.6	1302.2	2208.8	814.8	209.8	61.9	66.0	17.0	29.5
11	Oston URUNOV	3034.7	1107.2	1175.8	492.1	195.2	64.5	33.0	16.0	29.2
19	Azizjon GANIEV	4443.0	1673.1	1746.2	651.9	291.8	80.0	57.0	24.0	27.2
21	Igor SERGEEV	1991.0	553.7	946.2	385.9	105.1	0	33.0	10.0	24.7



TM