



## **Panama 0 - 2 England**

Group L - Match 67

27 June 2026

17:00 Kick Off

New York/New Jersey Stadium

# **POST MATCH SUMMARY REPORT**

# Match Summary - Teams



0 - 2

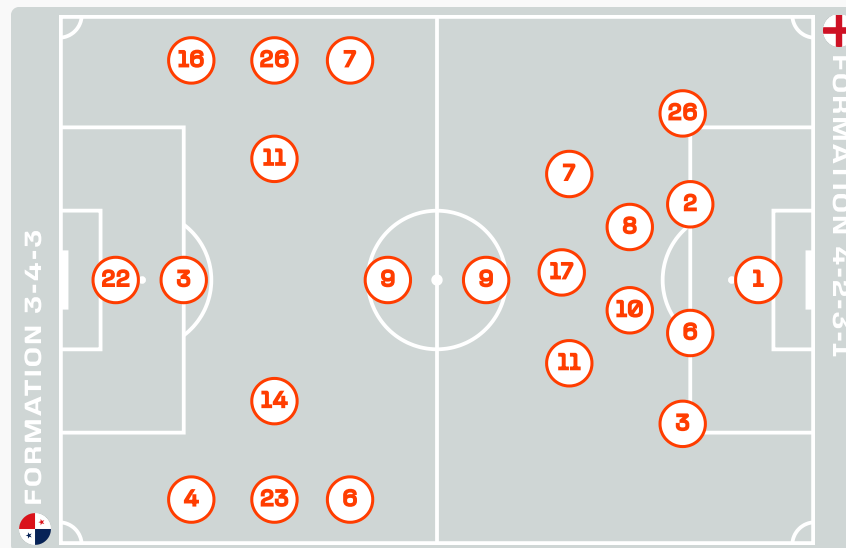


## STARTING

- 22 GK Orlando MOSQUERA
- 3 DF Jose CORDOBA
- 4 DF Fidel ESCOBAR
- 6 MF Cristian MARTINEZ
- 7 MF Jose Luis RODRIGUEZ ↓ 71'
- 9 FW Tomas RODRIGUEZ ↓ 45'
- 11 MF Edgar Yoel BARCENAS ↓ 71'
- 14 DF Carlos HARVEY ↓ 88'
- 16 DF Andres ANDRADE ⚡ 84'
- 23 DF Amir MURILLO
- 26 DF Jorge GUTIERREZ ↓ 88'

## SUBSTITUTES

- 1 GK Luis MEJIA
- 12 GK Cesar SAMUDIO
- 2 DF Cesar BLACKMAN
- 5 DF Edgardo FARINA
- 8 MF Adalberto CARRASQUILLA
- 10 MF Ismael DIAZ ↑ 71'
- 13 DF Jiovany RAMOS
- 15 DF Eric DAVIS ↑ 88'
- 17 FW Jose FAJARDO ↑ 45' ⚡ 53'
- 18 FW Cecilio WATERMAN
- 19 MF Alberto QUINTERO ↑ 88'
- 20 MF Anibal GODOY
- 21 MF Cesar VANIS
- 24 FW Azarias LONDONO ↑ 71'
- 25 DF Roderick MILLER



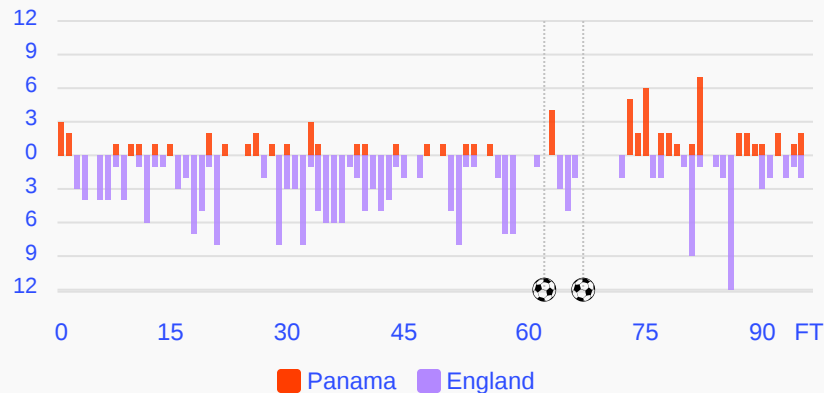
## STARTING

- Jordan PICKFORD GK 1
- Ezri KONSA DF 2
- Nico OREILLY DF 3
- Marc GUEHI DF 6
- ↓ 63' Bukayo SAKA FW 7
- ↓ 84' Elliot ANDERSON MF 8
- ↓ 84' ⚽ 67' Harry KANE FW 9
- ↓ 71' ⚽ 62' Jude BELLINGHAM MF 10
- Marcus RASHFORD FW 11
- Morgan ROGERS MF 17
- ↓ 63' ⚡ 60' Jarell QUANSAH DF 26

## SUBSTITUTES

- Dean HENDERSON GK 13
- James TRAFFORD GK 23
- Declan RICE MF 4
- John STONES DF 5
- Trevoh CHALOBAH DF 12
- ↑ 84' Jordan HENDERSON MF 14
- Dan BURN DF 15
- Kobbie MAINOO MF 16
- Anthony GORDON FW 18
- ↑ 84' Ollie WATKINS FW 19
- ↑ 63' Noni MADUEKE FW 20
- ↑ 71' Eberechi EZE MF 21
- Ivan TONEY FW 22
- Reece JAMES DF 24
- ↑ 63' Djed SPENCE DF 25

Distribution in the Final Third



# Match Summary - Key Statistics



0 - 2



## Possession

| Total     | 33.1%  | 9.2% | 57.7% | Total     |
|-----------|--|------|-------|-----------|
| 0         | Goals  |      |       | 2         |
| 0.72      | xG (Expected Goals)                            |      |       | 1.61      |
| 13 (2)    | Attempts at Goal (On Target)                   |      |       | 17 (6)    |
| 306 (231) | Total Passes (Complete)                        |      |       | 562 (500) |
| 75 %      | Pass Completion %                              |      |       | 89 %      |
| 84        | Completed Line Breaks                          |      |       | 114       |
| 5         | Defensive Line Breaks                          |      |       | 30        |
| 48        | Receptions in the Final Third                  |      |       | 177       |
| 10        | Crosses  |      |       | 29        |
| 22        | Ball Progressions                              |      |       | 25        |
| 283 (55)  | Defensive Pressures Applied (Direct Pressures) |      |       | 228 (46)  |
| 55        | Forced Turnovers                               |      |       | 44        |
| 57        | Second Balls                                   |      |       | 72        |
| 111.3 km  | Total Distance Covered                         |      |       | 115.2 km  |
| 6.2 km    | Zone 4 - Low Speed Sprinting: 20-25 km/h       |      |       | 7.6 km    |



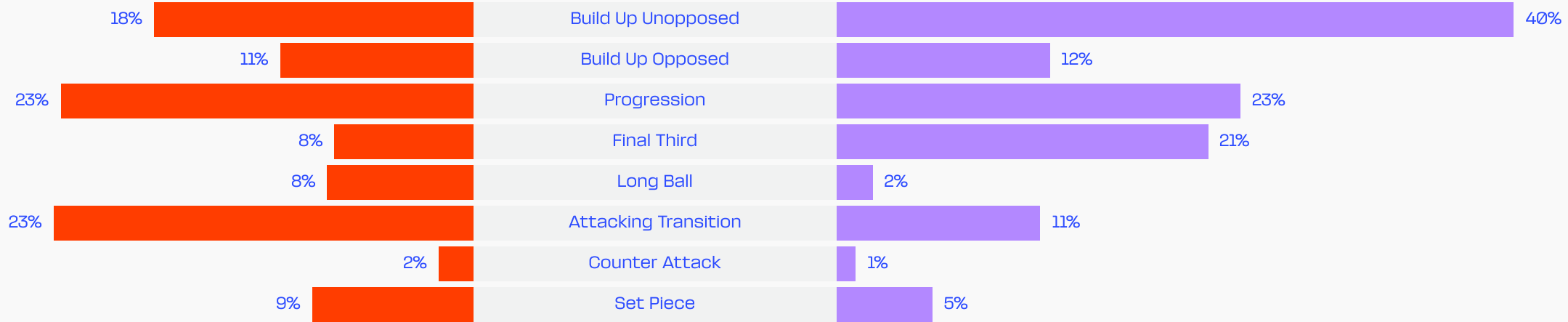
**Panama**

# Phases of Play

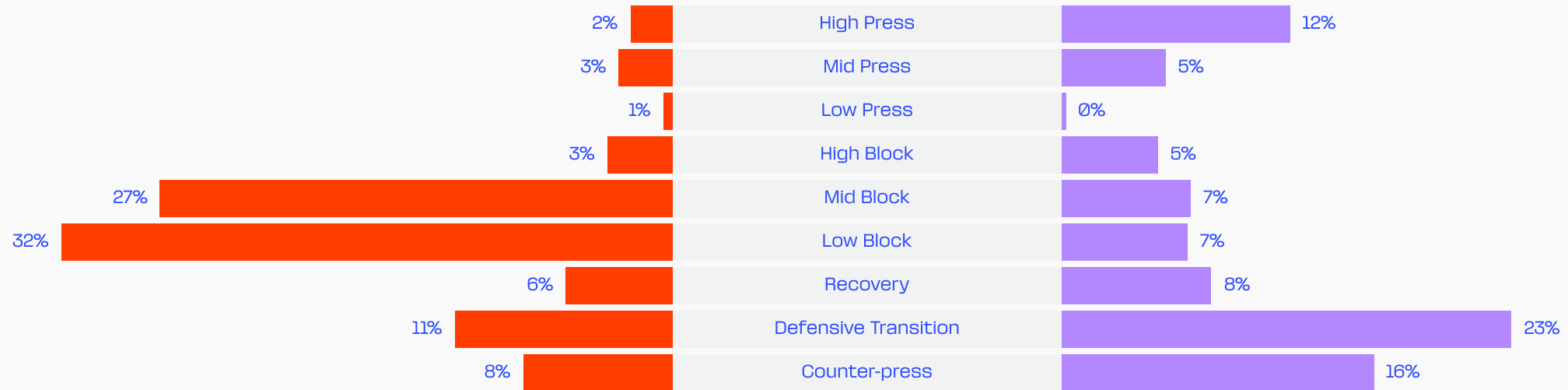
**England**



## IN POSSESSION



## OUT OF POSSESSION

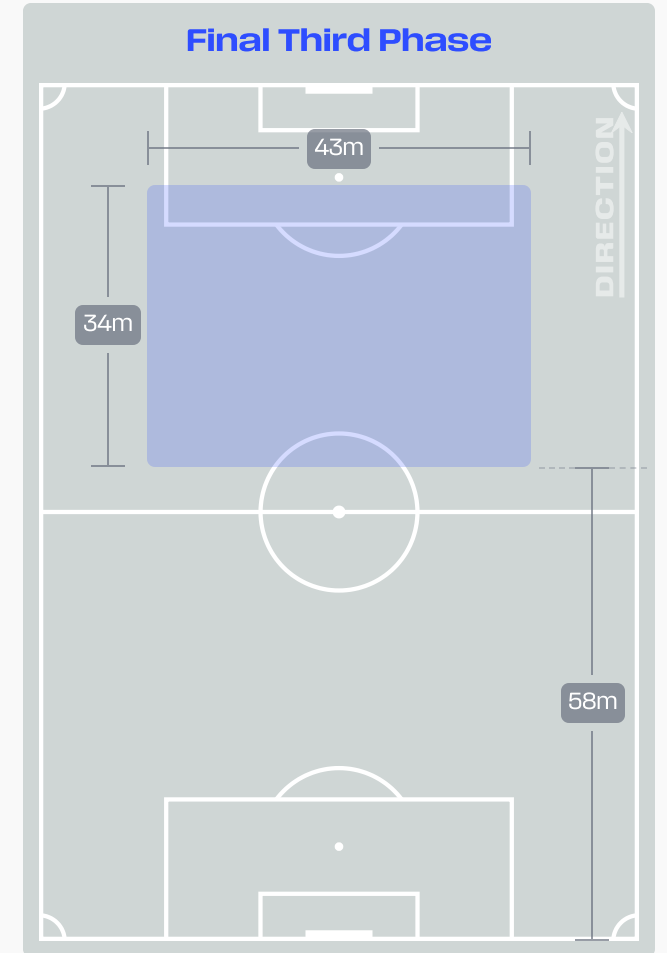
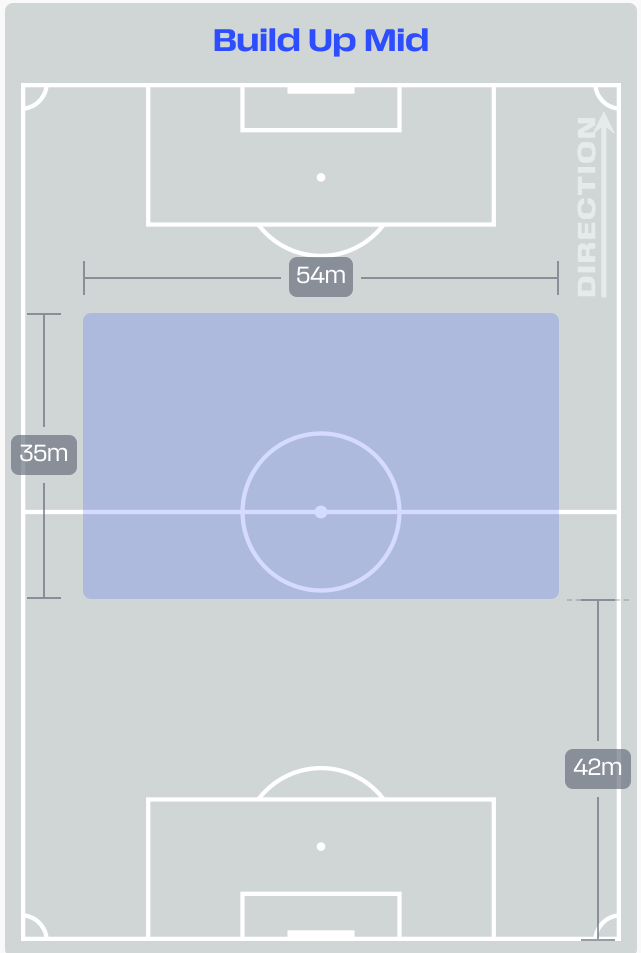
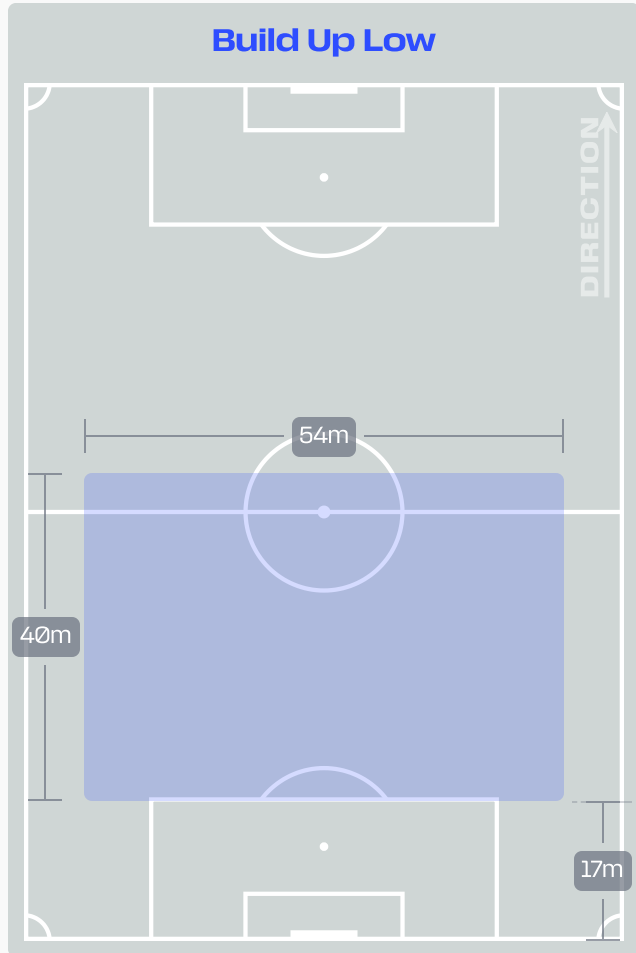


# IN POSSESSION

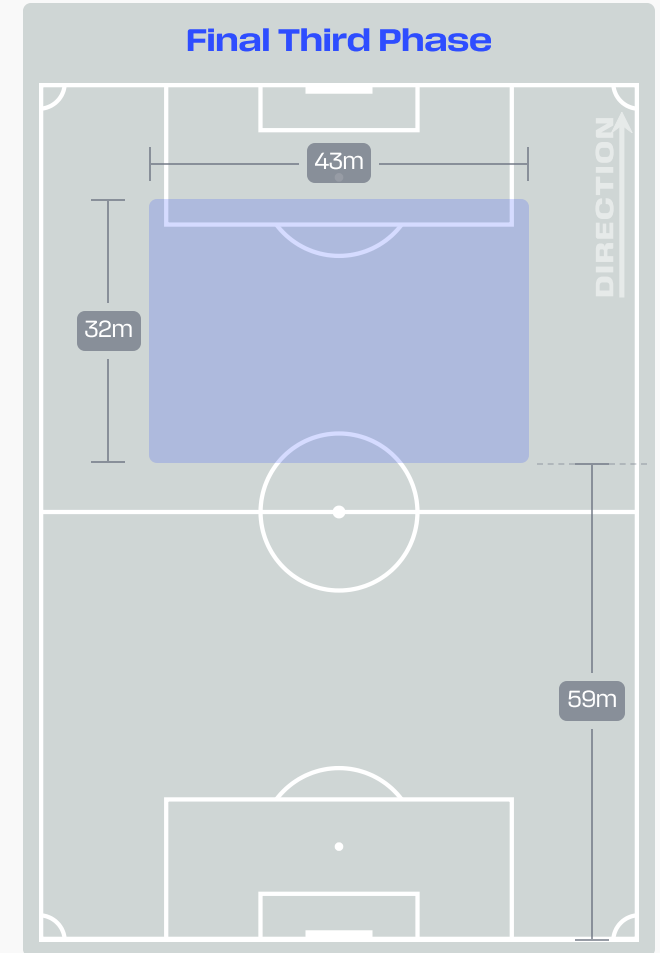
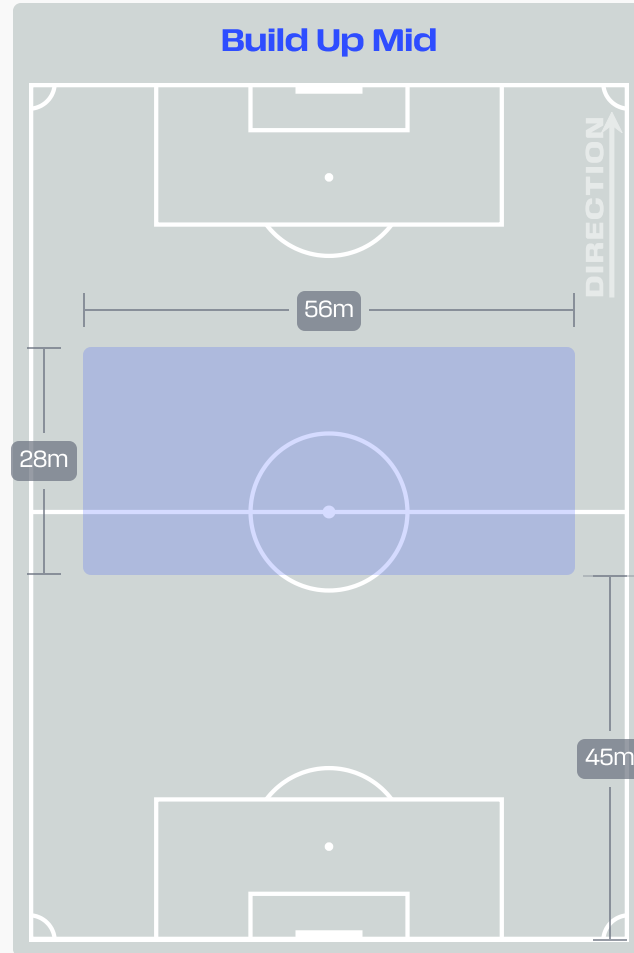
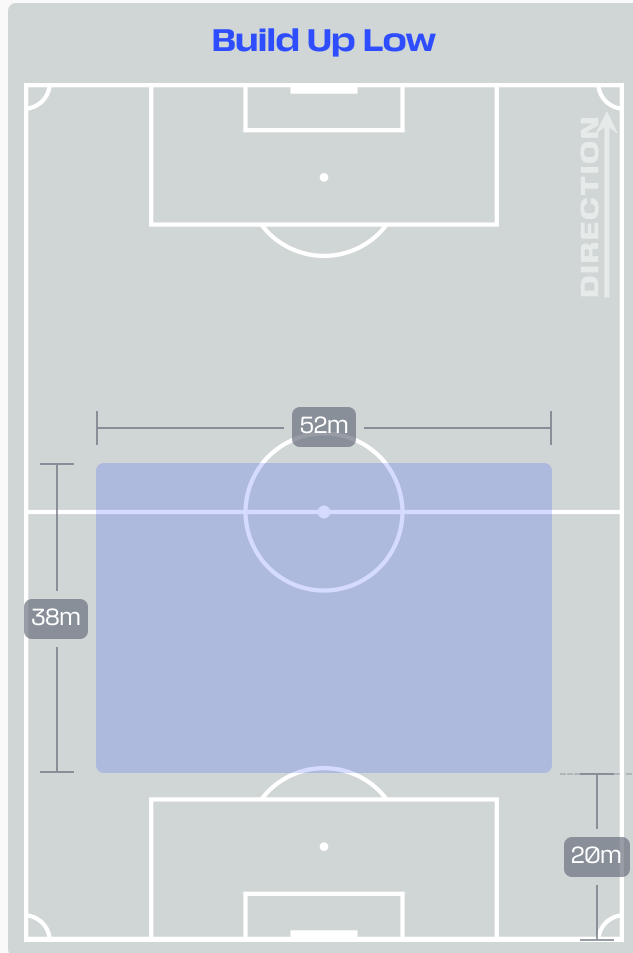


Panama v England

# In Possession Line Height & Team Length



# In Possession Line Height & Team Length



# Line Breaks

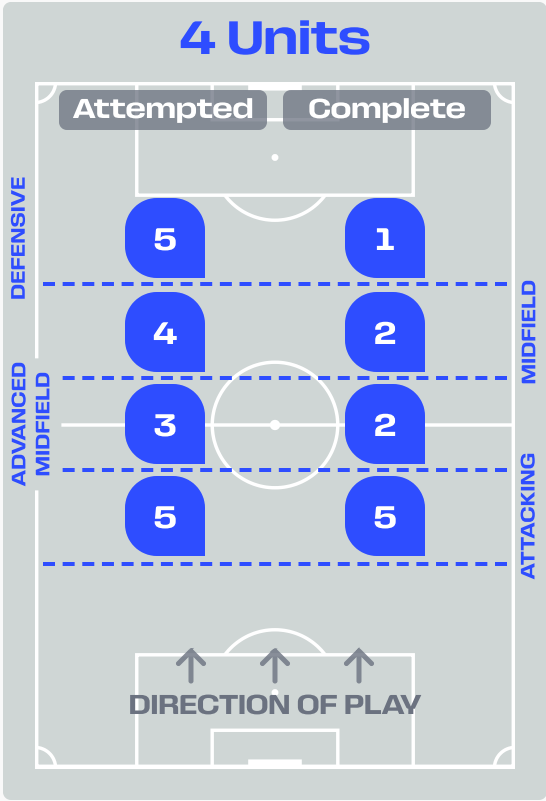


Attempted Line Breaks  
**130**

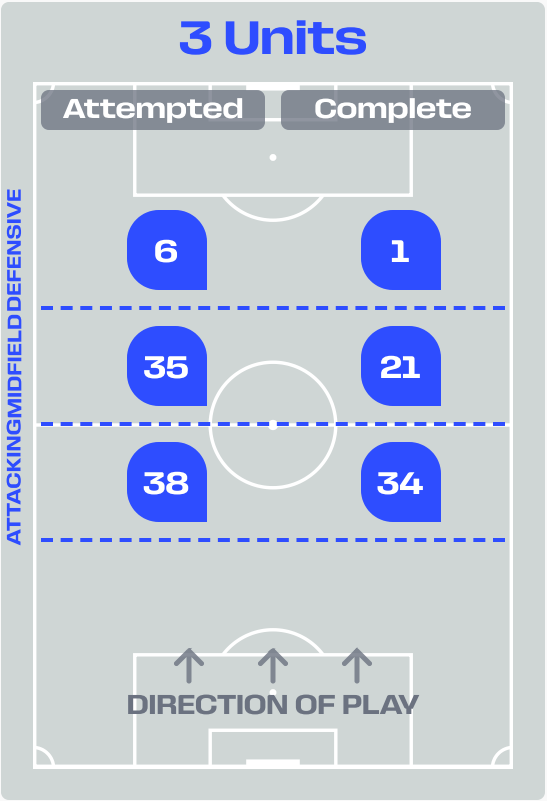
29 Attempted  
24 Complete

38 Attempted  
32 Complete

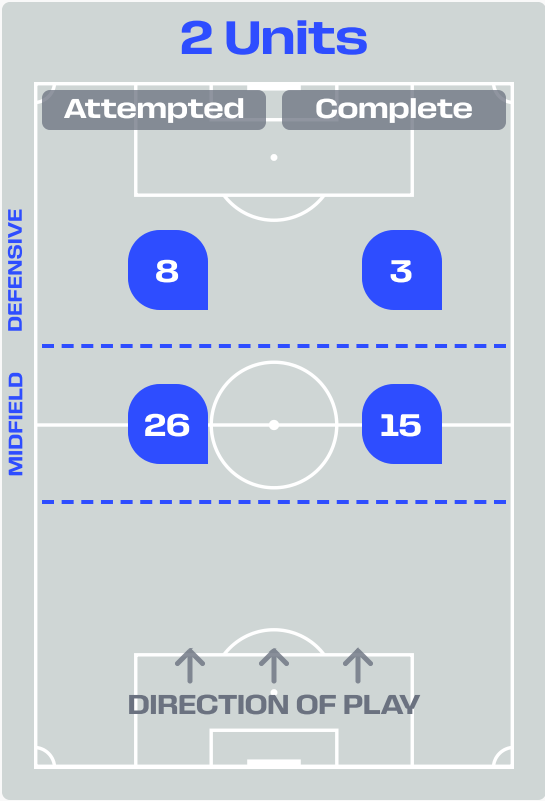
63 Attempted  
28 Complete



Attempted Line Breaks **17**  
 Inside Shape 10  
 Outside Shape 7



Attempted Line Breaks **79**  
 Inside Shape 43  
 Outside Shape 36



Attempted Line Breaks **34**  
 Inside Shape 21  
 Outside Shape 13

# Line Breaks

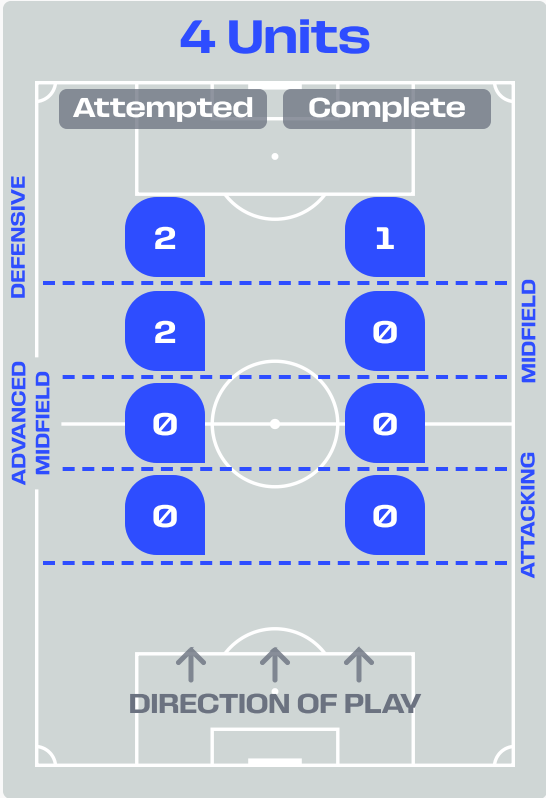


Attempted Line Breaks  
**146**

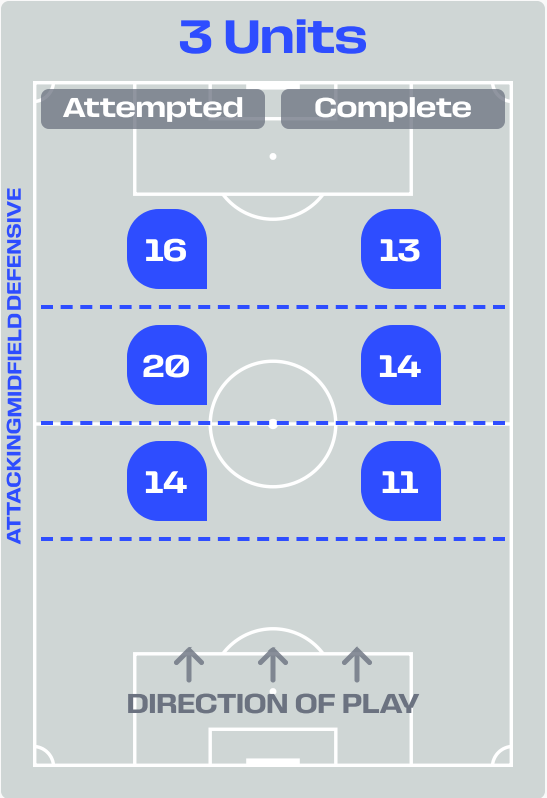
45 Attempted  
39 Complete

53 Attempted  
48 Complete

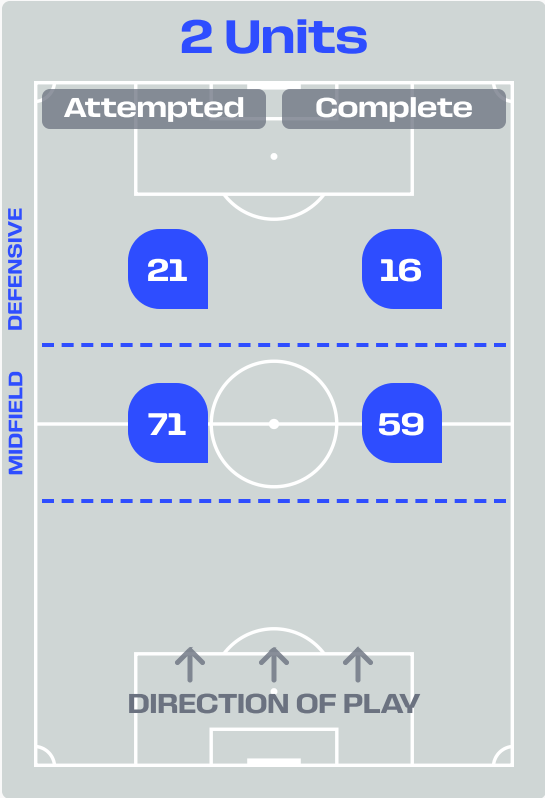
48 Attempted  
27 Complete



**Attempted Line Breaks 4**  
Inside Shape 3  
Outside Shape 1



**Attempted Line Breaks 50**  
Inside Shape 25  
Outside Shape 25



**Attempted Line Breaks 92**  
Inside Shape 48  
Outside Shape 44

## Line Breaks



|    |                     |                       |                       |                         | 4 Units        |                         |               |                | 3 Units        |               |                | 2 Units       |                | Direction |        |      | Distribution Type |       |                  |
|----|---------------------|-----------------------|-----------------------|-------------------------|----------------|-------------------------|---------------|----------------|----------------|---------------|----------------|---------------|----------------|-----------|--------|------|-------------------|-------|------------------|
| #  | Player              | Line Breaks Attempted | Line Breaks Completed | Line Break Completion % | Attacking Line | Attacking Midfield Line | Midfield Line | Defensive Line | Attacking Line | Midfield Line | Defensive Line | Midfield Line | Defensive Line | Through   | Around | Over | Pass              | Cross | Ball Progression |
| 22 | Orlando MOSQUERA    | 24                    | 11                    | 46%                     | 1              | 0                       | 2             | 1              | 9              | 5             | 1              | 5             | 0              | 2         | 5      | 17   | 24                | 0     | 0                |
| 3  | Jose CORDOBA        | 13                    | 12                    | 92%                     | 0              | 0                       | 0             | 0              | 9              | 1             | 0              | 3             | 0              | 5         | 4      | 4    | 12                | 0     | 1                |
| 4  | Fidel ESCOBAR       | 18                    | 12                    | 67%                     | 3              | 0                       | 2             | 0              | 6              | 5             | 0              | 1             | 1              | 4         | 7      | 7    | 17                | 0     | 1                |
| 6  | Cristian MARTINEZ   | 7                     | 4                     | 57%                     | 0              | 0                       | 0             | 1              | 0              | 3             | 1              | 2             | 0              | 0         | 3      | 4    | 7                 | 0     | 0                |
| 7  | Jose Luis RODRIGUEZ | 4                     | 2                     | 50%                     | 0              | 0                       | 0             | 0              | 1              | 1             | 0              | 1             | 1              | 0         | 1      | 3    | 2                 | 1     | 1                |
| 9  | Tomas RODRIGUEZ     | 1                     | 1                     | 100%                    | 0              | 0                       | 0             | 1              | 0              | 0             | 0              | 0             | 0              | 1         | 0      | 0    | 1                 | 0     | 0                |
| 11 | Edgar Yoel BARCENAS | 7                     | 3                     | 43%                     | 0              | 0                       | 0             | 0              | 0              | 3             | 0              | 3             | 1              | 3         | 2      | 2    | 6                 | 1     | 0                |
| 14 | Carlos HARVEY       | 8                     | 6                     | 75%                     | 0              | 1                       | 0             | 0              | 1              | 3             | 0              | 2             | 1              | 6         | 1      | 1    | 6                 | 0     | 2                |
| 16 | Andres ANDRADE      | 17                    | 13                    | 76%                     | 1              | 1                       | 0             | 0              | 7              | 6             | 1              | 0             | 1              | 1         | 6      | 10   | 17                | 0     | 0                |
| 23 | Amir MURILLO        | 19                    | 11                    | 58%                     | 0              | 1                       | 0             | 1              | 3              | 7             | 2              | 3             | 2              | 4         | 5      | 10   | 15                | 1     | 3                |
| 26 | Jorge GUTIERREZ     | 5                     | 4                     | 80%                     | 0              | 0                       | 0             | 1              | 2              | 0             | 0              | 2             | 0              | 1         | 1      | 3    | 5                 | 0     | 0                |
| 10 | Ismael DIAZ         | 2                     | 2                     | 100%                    | 0              | 0                       | 0             | 0              | 0              | 1             | 0              | 1             | 0              | 0         | 1      | 1    | 2                 | 0     | 0                |
| 15 | Eric DAVIS          | 1                     | 0                     | 0%                      | 0              | 0                       | 0             | 0              | 0              | 0             | 0              | 0             | 1              | 0         | 0      | 1    | 0                 | 1     | 0                |
| 17 | Jose FAJARDO        | 1                     | 1                     | 100%                    | 0              | 0                       | 0             | 0              | 0              | 0             | 0              | 1             | 0              | 1         | 0      | 0    | 1                 | 0     | 0                |
| 19 | Alberto QUINTERO    | 1                     | 1                     | 100%                    | 0              | 0                       | 0             | 0              | 0              | 0             | 0              | 1             | 0              | 1         | 0      | 0    | 1                 | 0     | 0                |
| 24 | Azarias LONDONO     | 2                     | 1                     | 50%                     | 0              | 0                       | 0             | 0              | 0              | 0             | 1              | 1             | 0              | 0         | 2      | 0    | 1                 | 0     | 1                |

## Line Breaks



|    |                  |                       |                       |                         | 4 Units        |                         |               |                | 3 Units        |               |                | 2 Units       |                | Direction |        |      | Distribution Type |       |                  |
|----|------------------|-----------------------|-----------------------|-------------------------|----------------|-------------------------|---------------|----------------|----------------|---------------|----------------|---------------|----------------|-----------|--------|------|-------------------|-------|------------------|
| #  | Player           | Line Breaks Attempted | Line Breaks Completed | Line Break Completion % | Attacking Line | Attacking Midfield Line | Midfield Line | Defensive Line | Attacking Line | Midfield Line | Defensive Line | Midfield Line | Defensive Line | Through   | Around | Over | Pass              | Cross | Ball Progression |
| 1  | Jordan PICKFORD  | 12                    | 6                     | 50%                     | 0              | 0                       | 2             | 0              | 3              | 3             | 1              | 3             | 0              | 2         | 2      | 8    | 12                | 0     | 0                |
| 2  | Ezri KONSA       | 6                     | 6                     | 100%                    | 0              | 0                       | 0             | 0              | 2              | 1             | 0              | 3             | 0              | 3         | 2      | 1    | 6                 | 0     | 0                |
| 3  | Nico OREILLY     | 14                    | 13                    | 93%                     | 0              | 0                       | 0             | 0              | 1              | 1             | 0              | 10            | 2              | 2         | 6      | 6    | 13                | 1     | 0                |
| 6  | Marc GUEHI       | 10                    | 10                    | 100%                    | 0              | 0                       | 0             | 0              | 1              | 1             | 2              | 5             | 1              | 3         | 3      | 4    | 10                | 0     | 0                |
| 7  | Bukayo SAKA      | 6                     | 4                     | 67%                     | 0              | 0                       | 0             | 0              | 0              | 1             | 0              | 3             | 2              | 3         | 2      | 1    | 5                 | 1     | 0                |
| 8  | Elliot ANDERSON  | 24                    | 20                    | 83%                     | 0              | 0                       | 0             | 0              | 4              | 1             | 2              | 12            | 5              | 11        | 5      | 8    | 23                | 0     | 1                |
| 9  | Harry KANE       | 7                     | 6                     | 86%                     | 0              | 0                       | 0             | 1              | 1              | 3             | 0              | 2             | 0              | 3         | 2      | 2    | 6                 | 0     | 1                |
| 10 | Jude BELLINGHAM  | 13                    | 10                    | 77%                     | 0              | 0                       | 0             | 0              | 0              | 1             | 3              | 7             | 2              | 4         | 7      | 2    | 12                | 0     | 1                |
| 11 | Marcus RASHFORD  | 17                    | 10                    | 59%                     | 0              | 0                       | 0             | 0              | 0              | 4             | 3              | 5             | 5              | 2         | 5      | 10   | 11                | 3     | 3                |
| 17 | Morgan ROGERS    | 8                     | 7                     | 88%                     | 0              | 0                       | 0             | 0              | 0              | 0             | 1              | 4             | 3              | 7         | 1      | 0    | 8                 | 0     | 0                |
| 26 | Jarell QUANSAH   | 14                    | 10                    | 71%                     | 0              | 0                       | 0             | 0              | 2              | 2             | 1              | 9             | 0              | 1         | 10     | 3    | 14                | 0     | 0                |
| 14 | Jordan HENDERSON | 3                     | 3                     | 100%                    | 0              | 0                       | 0             | 0              | 0              | 0             | 0              | 3             | 0              | 1         | 1      | 1    | 3                 | 0     | 0                |
| 19 | Ollie WATKINS    | 1                     | 1                     | 100%                    | 0              | 0                       | 0             | 1              | 0              | 0             | 0              | 0             | 0              | 0         | 1      | 0    | 0                 | 0     | 1                |
| 20 | Noni MADUEKE     | 2                     | 1                     | 50%                     | 0              | 0                       | 0             | 0              | 0              | 0             | 0              | 2             | 0              | 0         | 1      | 1    | 1                 | 1     | 0                |
| 21 | Eberechi EZE     | 3                     | 2                     | 67%                     | 0              | 0                       | 0             | 0              | 0              | 0             | 2              | 1             | 0              | 1         | 1      | 1    | 3                 | 0     | 0                |
| 25 | Djed SPENCE      | 6                     | 5                     | 83%                     | 0              | 0                       | 0             | 0              | 0              | 2             | 1              | 2             | 1              | 2         | 4      | 0    | 5                 | 0     | 1                |



# Passing Networks

| #  | Passes From ↓ to →  | Orlando MOSQUERA | Jose CORDOBA | Fidel ESCOBAR | Cristian MARTINEZ | Jose Luis RODRIGUEZ | Tomas RODRIGUEZ | Edgar Yoel BARCENAS | Carlos HARVEY | Andres ANDRADE | Amir MURILLO | Jorge GUTIERREZ | Ismael DIAZ | Eric DAVIS | Jose FAJARDO | Alberto QUINTERO | Azarias LONDONO |
|----|---------------------|------------------|--------------|---------------|-------------------|---------------------|-----------------|---------------------|---------------|----------------|--------------|-----------------|-------------|------------|--------------|------------------|-----------------|
| 22 | Orlando MOSQUERA    |                  | 2            | 7             | 3                 | 1                   | 0               | 1                   | 0             | 5              | 7            | 0               | 0           | 0          | 0            | 0                | 0               |
| 3  | Jose CORDOBA        | 13               |              | 3             | 2                 | 0                   | 0               | 3                   | 3             | 10             | 1            | 1               | 0           | 0          | 0            | 0                | 1               |
| 4  | Fidel ESCOBAR       | 4                | 3            |               | 1                 | 1                   | 0               | 1                   | 1             | 1              | 7            | 0               | 1           | 0          | 0            | 0                | 0               |
| 6  | Cristian MARTINEZ   | 0                | 1            | 2             |                   | 1                   | 0               | 0                   | 0             | 1              | 1            | 1               | 2           | 2          | 1            | 1                | 2               |
| 7  | Jose Luis RODRIGUEZ | 0                | 1            | 0             | 0                 |                     | 0               | 1                   | 1             | 0              | 0            | 2               | 0           | 0          | 1            | 0                | 0               |
| 9  | Tomas RODRIGUEZ     | 0                | 1            | 0             | 1                 | 1                   |                 | 1                   | 1             | 0              | 1            | 0               | 0           | 0          | 0            | 0                | 0               |
| 11 | Edgar Yoel BARCENAS | 0                | 1            | 0             | 0                 | 2                   | 1               |                     | 2             | 0              | 1            | 1               | 0           | 0          | 0            | 0                | 0               |
| 14 | Carlos HARVEY       | 0                | 2            | 0             | 4                 | 0                   | 2               | 1                   |               | 2              | 2            | 2               | 0           | 0          | 0            | 0                | 0               |
| 16 | Andres ANDRADE      | 4                | 7            | 2             | 0                 | 1                   | 0               | 0                   | 1             |                | 0            | 6               | 3           | 0          | 0            | 0                | 0               |
| 23 | Amir MURILLO        | 1                | 0            | 2             | 2                 | 0                   | 2               | 2                   | 2             | 0              |              | 1               | 0           | 0          | 2            | 2                | 3               |
| 26 | Jorge GUTIERREZ     | 2                | 3            | 0             | 0                 | 4                   | 0               | 0                   | 2             | 0              | 0            |                 | 1           | 0          | 0            | 0                | 0               |
| 10 | Ismael DIAZ         | 0                | 1            | 0             | 0                 | 0                   | 0               | 0                   | 1             | 0              | 0            | 1               |             | 0          | 0            | 0                | 1               |
| 15 | Eric DAVIS          | 0                | 0            | 0             | 1                 | 0                   | 0               | 0                   | 0             | 1              | 0            | 0               | 0           |            | 0            | 1                | 0               |
| 17 | Jose FAJARDO        | 0                | 1            | 0             | 0                 | 0                   | 0               | 1                   | 0             | 0              | 1            | 0               | 0           | 0          |              | 0                | 0               |
| 19 | Alberto QUINTERO    | 0                | 0            | 0             | 0                 | 0                   | 0               | 0                   | 0             | 0              | 2            | 0               | 0           | 1          | 0            |                  | 0               |
| 24 | Azarias LONDONO     | 0                | 0            | 1             | 3                 | 0                   | 0               | 0                   | 0             | 0              | 1            | 0               | 1           | 0          | 1            | 0                |                 |

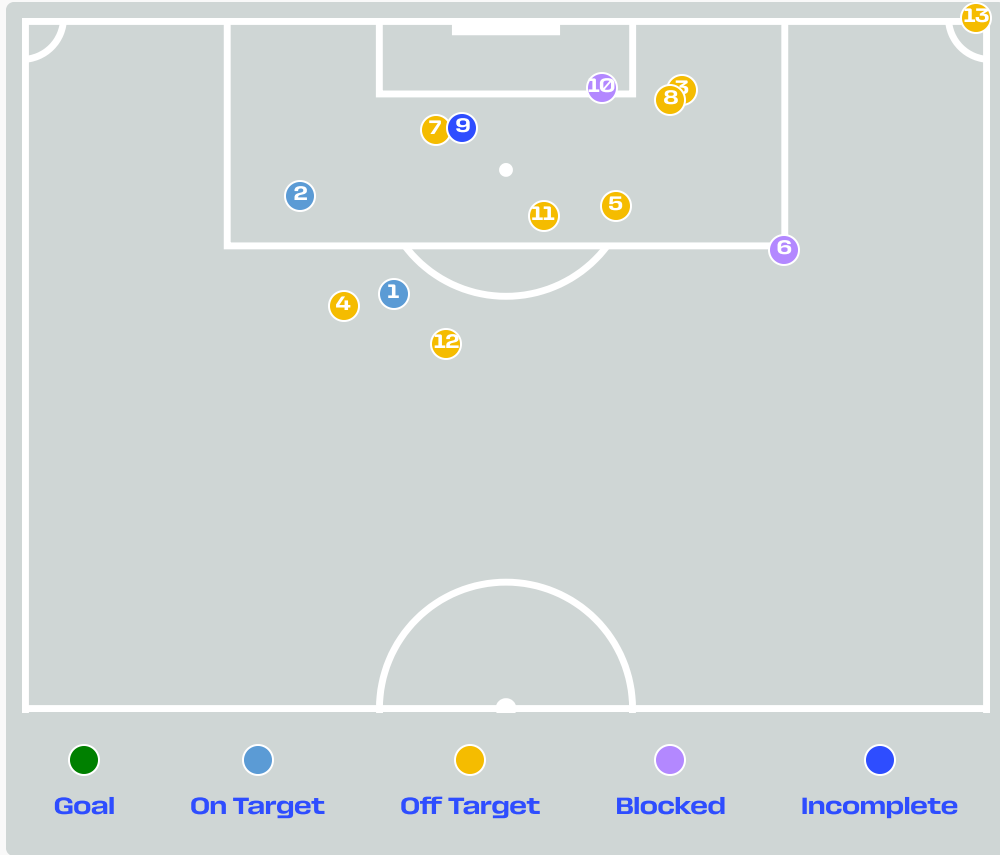
| Top 5 Player to Player Passers |                  |                        |
|--------------------------------|------------------|------------------------|
| Player                         | Passed To        | % of Total Team Passes |
| Jose CORDOBA                   | Orlando MOSQUERA | 6.2%                   |
| Jose CORDOBA                   | Andres ANDRADE   | 4.8%                   |
| Orlando MOSQUERA               | Fidel ESCOBAR    | 3.4%                   |
| Orlando MOSQUERA               | Amir MURILLO     | 3.4%                   |
| Fidel ESCOBAR                  | Amir MURILLO     | 3.4%                   |






# Passing Networks

| #  | Passes From ↓ to → | Jordan PICKFORD | Ezri KONSA | Nico OREILLY | Marc GUEHI | Bukayo SAKA | Elliot ANDERSON | Harry KANE | Jude BELLINGHAM | Marcus RASHFORD | Morgan ROGERS | Jarell QUANSAH | Jordan HENDERSON | Ollie WATKINS | Noni MADUEKE | Eberechi EZE | Djed SPENCE |
|----|--------------------|-----------------|------------|--------------|------------|-------------|-----------------|------------|-----------------|-----------------|---------------|----------------|------------------|---------------|--------------|--------------|-------------|
| 1  | Jordan PICKFORD    |                 | 6          | 1            | 6          | 0           | 3               | 1          | 0               | 1               | 1             | 1              | 0                | 0             | 1            | 1            | 2           |
| 2  | Ezri KONSA         | 11              |            | 1            | 20         | 3           | 10              | 0          | 0               | 2               | 1             | 12             | 3                | 0             | 1            | 1            | 6           |
| 3  | Nico OREILLY       | 0               | 7          |              | 11         | 0           | 5               | 2          | 7               | 12              | 1             | 0              | 0                | 0             | 0            | 0            | 0           |
| 6  | Marc GUEHI         | 5               | 14         | 16           |            | 0           | 11              | 2          | 8               | 13              | 0             | 0              | 5                | 0             | 1            | 1            | 0           |
| 7  | Bukayo SAKA        | 0               | 0          | 0            | 1          |             | 5               | 0          | 2               | 2               | 6             | 3              | 0                | 0             | 0            | 0            | 0           |
| 8  | Elliot ANDERSON    | 1               | 9          | 8            | 5          | 3           |                 | 4          | 8               | 3               | 9             | 11             | 0                | 0             | 0            | 1            | 2           |
| 9  | Harry KANE         | 0               | 1          | 0            | 0          | 0           | 1               |            | 2               | 4               | 2             | 2              | 0                | 0             | 1            | 1            | 0           |
| 10 | Jude BELLINGHAM    | 0               | 0          | 3            | 3          | 3           | 11              | 2          |                 | 10              | 1             | 1              | 0                | 0             | 0            | 0            | 0           |
| 11 | Marcus RASHFORD    | 1               | 3          | 9            | 6          | 2           | 0               | 4          | 5               |                 | 1             | 0              | 2                | 0             | 0            | 1            | 0           |
| 17 | Morgan ROGERS      | 0               | 1          | 2            | 1          | 9           | 4               | 4          | 2               | 1               |               | 4              | 0                | 0             | 1            | 0            | 2           |
| 26 | Jarell QUANSAH     | 3               | 9          | 1            | 1          | 8           | 8               | 0          | 3               | 0               | 7             |                | 0                | 0             | 0            | 0            | 0           |
| 14 | Jordan HENDERSON   | 0               | 1          | 2            | 2          | 0           | 0               | 0          | 0               | 2               | 0             | 0              |                  | 1             | 0            | 2            | 2           |
| 19 | Ollie WATKINS      | 0               | 0          | 0            | 0          | 0           | 0               | 0          | 0               | 1               | 0             | 0              | 0                |               | 0            | 0            | 0           |
| 20 | Noni MADUEKE       | 0               | 0          | 0            | 0          | 0           | 0               | 0          | 0               | 0               | 1             | 0              | 0                | 0             |              | 1            | 0           |
| 21 | Eberechi EZE       | 0               | 1          | 0            | 1          | 0           | 1               | 0          | 0               | 1               | 0             | 0              | 0                | 1             | 2            |              | 0           |
| 25 | Djed SPENCE        | 0               | 5          | 0            | 0          | 0           | 0               | 0          | 0               | 0               | 4             | 0              | 2                | 0             | 2            | 0            |             |

| Top 5 Player to Player Passers |                 |                        |
|--------------------------------|-----------------|------------------------|
| Player                         | Passed To       | % of Total Team Passes |
| Ezri KONSA                     | Marc GUEHI      | 4.1%                   |
| Marc GUEHI                     | Nico OREILLY    | 3.3%                   |
| Marc GUEHI                     | Ezri KONSA      | 2.9%                   |
| Marc GUEHI                     | Marcus RASHFORD | 2.7%                   |
| Ezri KONSA                     | Jarell QUANSAH  | 2.5%                   |

# Attempts at Goal



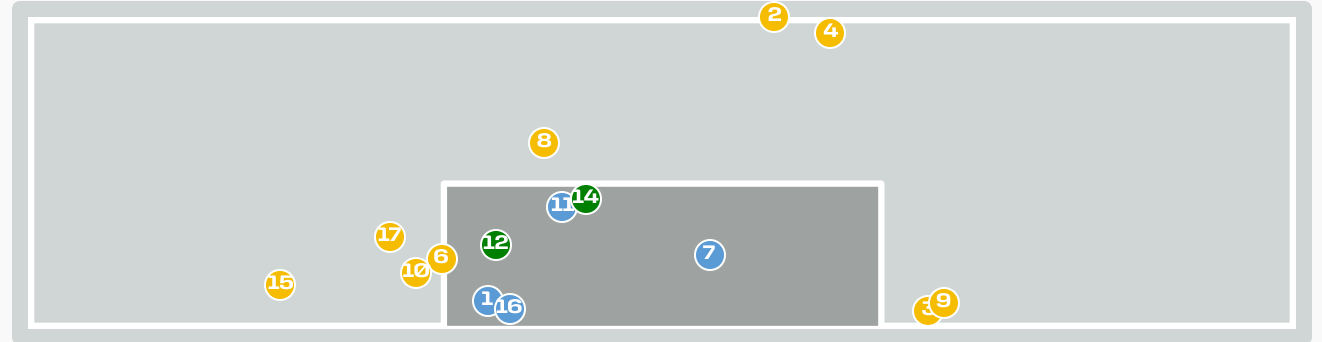
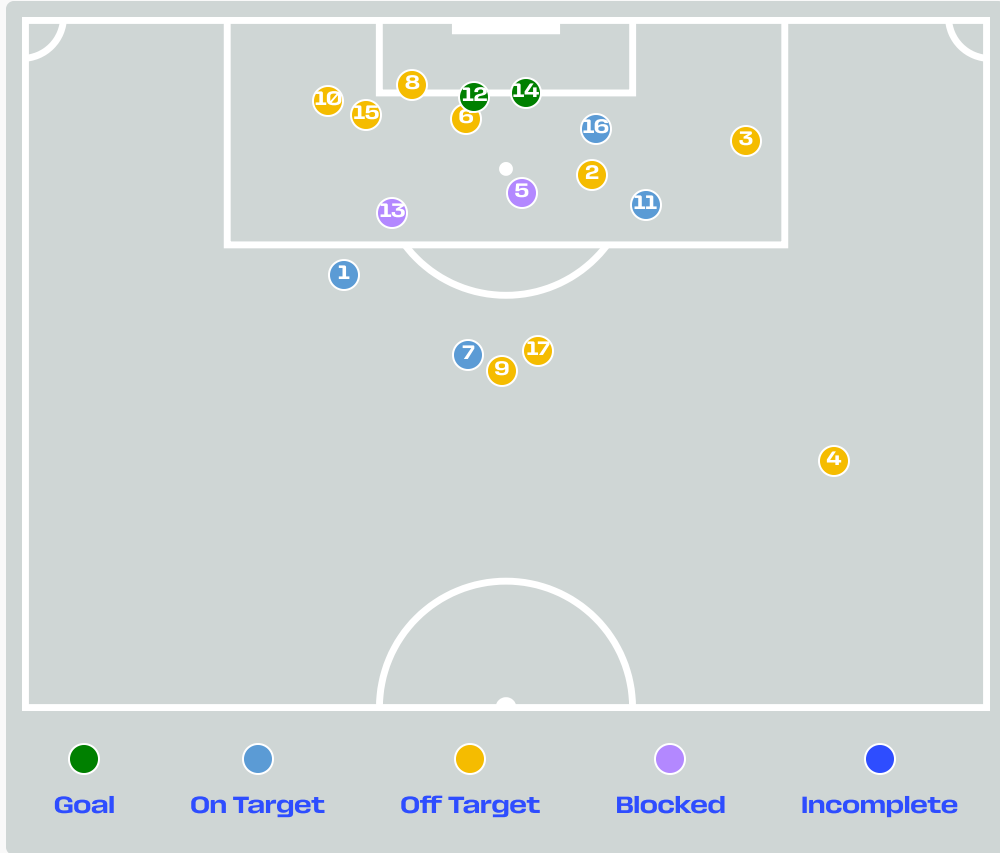
| Key  | Outcome    | Shots |
|--|------------|-------|
|   | Goals      | 0     |
|   | On Target  | 2     |
|   | Off Target | 8     |
|   | Blocked    | 2     |
|  | Incomplete | 1     |






# Attempts at Goal



| Time | Player                | Outcome                                | Body Part  | Delivery Type |
|------|-----------------------|--|------------|---------------|
| 0    | 9 Tomas RODRIGUEZ     | On Target - Saved                      | Right Foot | Other         |
| 25   | 7 Jose Luis RODRIGUEZ | On Target - Saved                      | Left Foot  | Pass          |
| 27   | 14 Carlos HARVEY      | Off Target                             | Right Foot | Other         |
| 55   | 7 Jose Luis RODRIGUEZ | Off Target                             | Right Foot | Loose Ball    |
| 63   | 23 Amir MURILLO       | Off Target                             | Right Foot | Pass          |
| 73   | 24 Azarias LONDONO    | Incomplete - Blocked                   | Left Foot  | Loose Ball    |
| 73   | 10 Ismael DIAZ        | Off Target                             | Head       | Cross         |
| 74   | 10 Ismael DIAZ        | Deflected Off Target - Defensive Event | Right Foot | Loose Ball    |
| 75   | 14 Carlos HARVEY      | Incomplete - Defensive Event           | Head       | Loose Ball    |
| 75   | 23 Amir MURILLO       | Incomplete - Blocked                   | Right Foot | Cross         |
| 75   | 10 Ismael DIAZ        | Off Target                             | Right Foot | Pass          |
| 89   | 10 Ismael DIAZ        | Off Target                             | Right Foot | Pass          |
| 93   | 15 Eric DAVIS         | Off Target                             | Left Foot  | Other         |

# Attempts at Goal



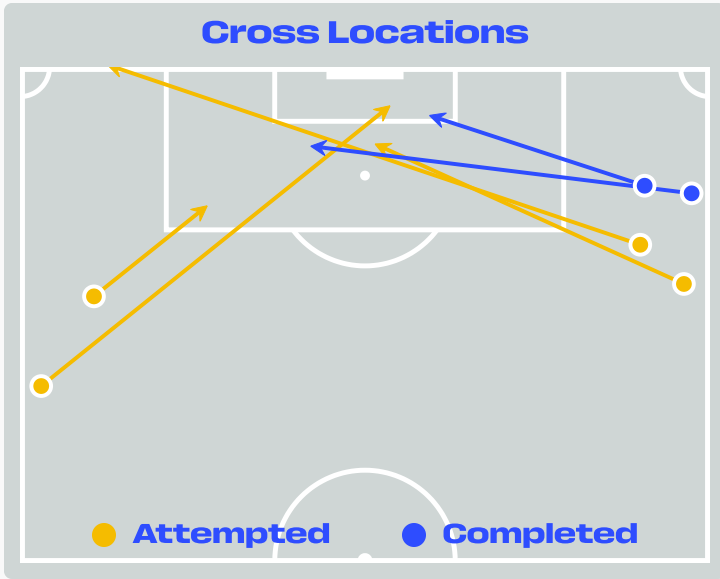
| Key  | Outcome    | Shots |
|--|------------|-------|
|   | Goals      | 2     |
|   | On Target  | 4     |
|   | Off Target | 9     |
|   | Blocked    | 2     |
|  | Incomplete | 0     |

## Attempts at Goal

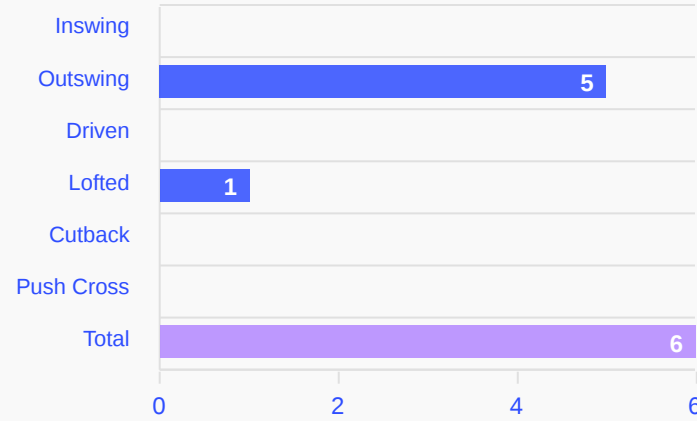


| Time | Player             | Outcome                                | Body Part  | Delivery Type    |
|------|--------------------|--|------------|------------------|
| 7    | 11 Marcus RASHFORD | On Target - Saved                      | Right Foot | Pass             |
| 7    | 7 Bukayo SAKA      | Off Target                             | Right Foot | Loose Ball       |
| 14   | 7 Bukayo SAKA      | Off Target - Saved                     | Left Foot  | Ball Progression |
| 21   | 10 Jude BELLINGHAM | Off Target                             | Right Foot | Loose Ball       |
| 21   | 7 Bukayo SAKA      | Incomplete - Blocked                   | Left Foot  | Pass             |
| 32   | 3 Nico OREILLY     | Off Target - Saved                     | Head       | Pass             |
| 34   | 8 Elliot ANDERSON  | On Target - Saved                      | Right Foot | Pass             |
| 37   | 11 Marcus RASHFORD | Off Target                             | Head       | Pass             |
| 47   | 11 Marcus RASHFORD | Off Target                             | Right Foot | Freekick         |
| 54   | 11 Marcus RASHFORD | Off Target                             | Left Foot  | Ball Progression |
| 56   | 9 Harry KANE       | On Target - Saved                      | Right Foot | Pass             |
| 61   | 10 Jude BELLINGHAM | On Target - Goal                       | Left Foot  | Corner           |
| 65   | 9 Harry KANE       | Incomplete - Blocked                   | Left Foot  | Ball Progression |
| 66   | 9 Harry KANE       | On Target - Goal                       | Head       | Cross            |
| 86   | 11 Marcus RASHFORD | Off Target                             | Right Foot | Cross            |
| 90   | 20 Noni MADUEKE    | On Target - Saved                      | Right Foot | Pass             |
| 93   | 21 Eberechi EZE    | Deflected Off Target - Defensive Event | Left Foot  | Pass             |

# Crosses (Open Play)



## Delivery Type



**Attempted**

**6**

**Completed**

**2**

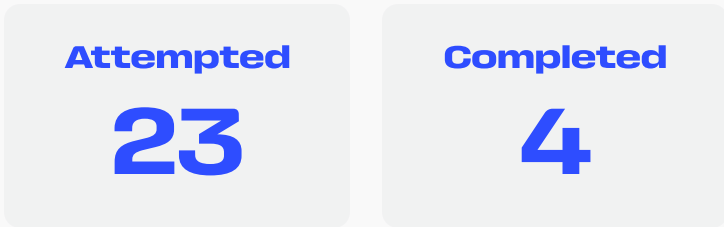
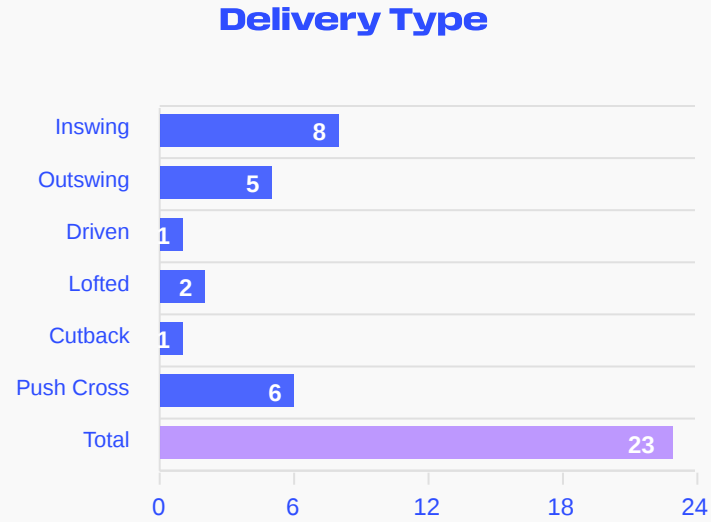
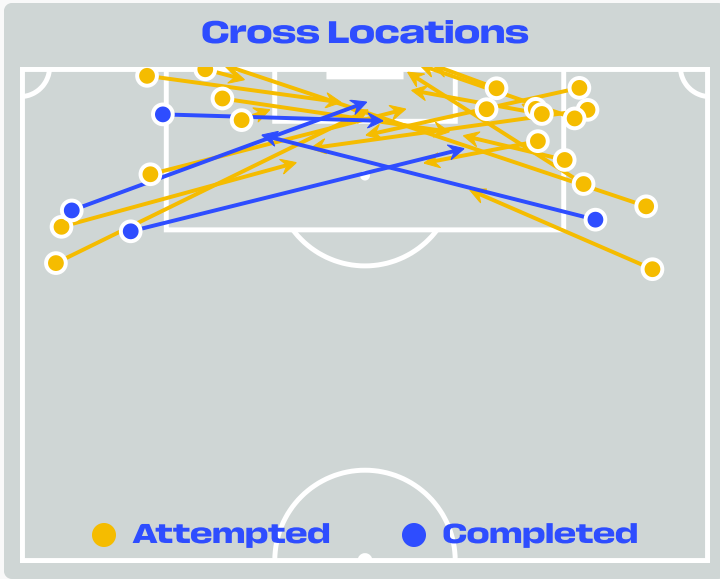
**Most Crosses Attempted**

**1**

**Fidel ESCOBAR**  
RIGHT BACK

| #  | Player              | Inswing | Outswing | Driven | Lofted | Cutback | Push Cross | Total Attempted |
|----|---------------------|---------|----------|--------|--------|---------|------------|-----------------|
| 22 | Orlando MOSQUERA    | 0       | 0        | 0      | 0      | 0       | 0          | 0               |
| 3  | Jose CORDOBA        | 0       | 0        | 0      | 0      | 0       | 0          | 0               |
| 4  | Fidel ESCOBAR       | 0       | 1        | 0      | 0      | 0       | 0          | 1               |
| 6  | Cristian MARTINEZ   | 0       | 1        | 0      | 0      | 0       | 0          | 1               |
| 7  | Jose Luis RODRIGUEZ | 0       | 0        | 0      | 0      | 0       | 0          | 0               |
| 9  | Tomas RODRIGUEZ     | 0       | 0        | 0      | 0      | 0       | 0          | 0               |
| 11 | Edgar Yoel BARCENAS | 0       | 0        | 0      | 0      | 0       | 0          | 0               |
| 14 | Carlos HARVEY       | 0       | 0        | 0      | 0      | 0       | 0          | 0               |
| 16 | Andres ANDRADE      | 0       | 1        | 0      | 0      | 0       | 0          | 1               |
| 23 | Amir MURILLO        | 0       | 1        | 0      | 0      | 0       | 0          | 1               |
| 26 | Jorge GUTIERREZ     | 0       | 0        | 0      | 0      | 0       | 0          | 0               |
| 10 | Ismael DIAZ         | 0       | 0        | 0      | 0      | 0       | 0          | 0               |
| 15 | Eric DAVIS          | 0       | 0        | 0      | 1      | 0       | 0          | 1               |
| 17 | Jose FAJARDO        | 0       | 0        | 0      | 0      | 0       | 0          | 0               |
| 19 | Alberto QUINTERO    | 0       | 1        | 0      | 0      | 0       | 0          | 1               |
| 24 | Azarias LONDONO     | 0       | 0        | 0      | 0      | 0       | 0          | 0               |

# Crosses (Open Play)



| #  | Player           | Inswing | Outswing | Driven | Lofted | Cutback | Push Cross | Total Attempted |
|----|------------------|---------|----------|--------|--------|---------|------------|-----------------|
| 1  | Jordan PICKFORD  | 0       | 0        | 0      | 0      | 0       | 0          | 0               |
| 2  | Ezri KONSA       | 0       | 0        | 0      | 0      | 0       | 0          | 0               |
| 3  | Nico OREILLY     | 0       | 1        | 0      | 0      | 0       | 0          | 1               |
| 6  | Marc GUEHI       | 0       | 0        | 0      | 0      | 0       | 0          | 0               |
| 7  | Bukayo SAKA      | 2       | 0        | 0      | 0      | 1       | 3          | 6               |
| 8  | Elliot ANDERSON  | 0       | 0        | 0      | 0      | 0       | 0          | 0               |
| 9  | Harry KANE       | 0       | 0        | 0      | 0      | 0       | 1          | 1               |
| 10 | Jude BELLINGHAM  | 0       | 2        | 0      | 0      | 0       | 1          | 3               |
| 11 | Marcus RASHFORD  | 5       | 2        | 0      | 0      | 0       | 0          | 7               |
| 17 | Morgan ROGERS    | 0       | 0        | 0      | 0      | 0       | 1          | 1               |
| 26 | Jarell QUANSAH   | 0       | 0        | 0      | 0      | 0       | 0          | 0               |
| 14 | Jordan HENDERSON | 0       | 0        | 0      | 0      | 0       | 0          | 0               |
| 19 | Ollie WATKINS    | 0       | 0        | 1      | 0      | 0       | 0          | 1               |
| 20 | Noni MADUEKE     | 1       | 0        | 0      | 1      | 0       | 0          | 2               |
| 21 | Eberechi EZE     | 0       | 0        | 0      | 0      | 0       | 0          | 0               |
| 25 | Djed SPENCE      | 0       | 0        | 0      | 1      | 0       | 0          | 1               |

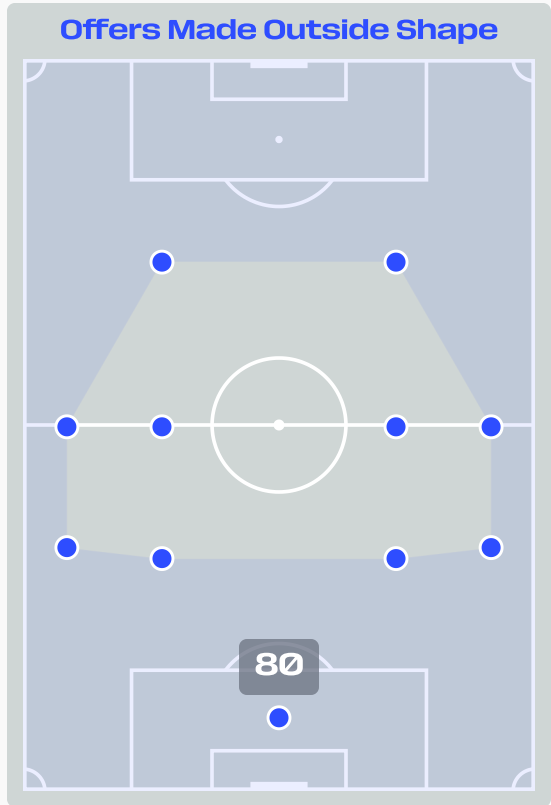
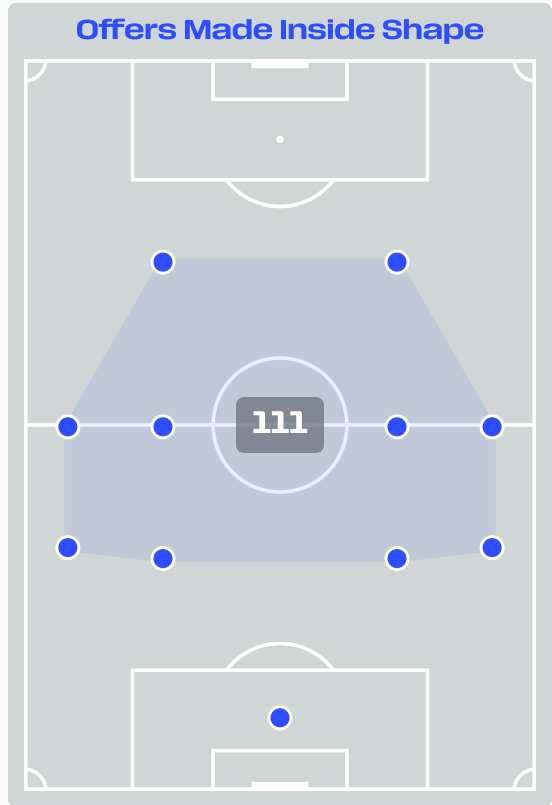
# Offering to Receive

**191**  
Total Offers Made

**55**  
Total Offers Received

**Most Offers**  
**28**  
Edgar Yoel **BARCENAS**  
LEFT CENTRE MIDFIELD

**47**  
Offers Made in Final Third



**103**  
Offers Made in Middle Third

**41**  
Offers Made in Defensive Third

| #  | Player              | Offers Made | Offers Received | % Made & Received |
|----|---------------------|-------------|-----------------|-------------------|
| 22 | Orlando MOSQUERA    | 9           | 4               | 44.4%             |
| 3  | Jose CORDOBA        | 1           | 0               | 0%                |
| 4  | Fidel ESCOBAR       | 8           | 3               | 37.5%             |
| 6  | Cristian MARTINEZ   | 14          | 6               | 42.9%             |
| 7  | Jose Luis RODRIGUEZ | 13          | 5               | 38.5%             |
| 9  | Tomas RODRIGUEZ     | 16          | 3               | 18.8%             |
| 11 | Edgar Yoel BARCENAS | 28          | 5               | 17.9%             |
| 14 | Carlos HARVEY       | 23          | 4               | 17.4%             |
| 16 | Andres ANDRADE      | 11          | 3               | 27.3%             |
| 23 | Amir MURILLO        | 9           | 5               | 55.6%             |
| 26 | Jorge GUTIERREZ     | 16          | 3               | 18.8%             |
| 10 | Ismael DIAZ         | 10          | 5               | 50%               |
| 15 | Eric DAVIS          | 5           | 2               | 40%               |
| 17 | Jose FAJARDO        | 13          | 2               | 15.4%             |
| 19 | Alberto QUINTERO    | 5           | 2               | 40%               |
| 24 | Azarias LONDONO     | 10          | 3               | 30%               |

# Offering to Receive

481

Total Offers Made

190

Total Offers Received

Most Offers

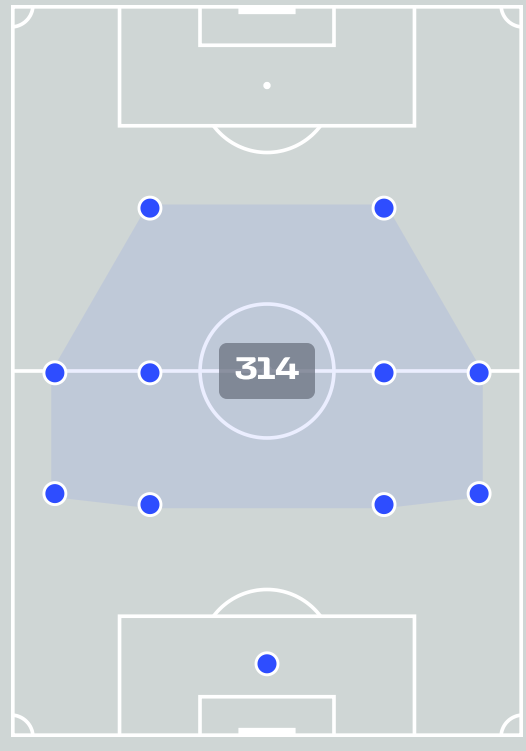
79

Jude BELLINGHAM  
DEFENSIVE MIDFIELD CENTRE LEFT

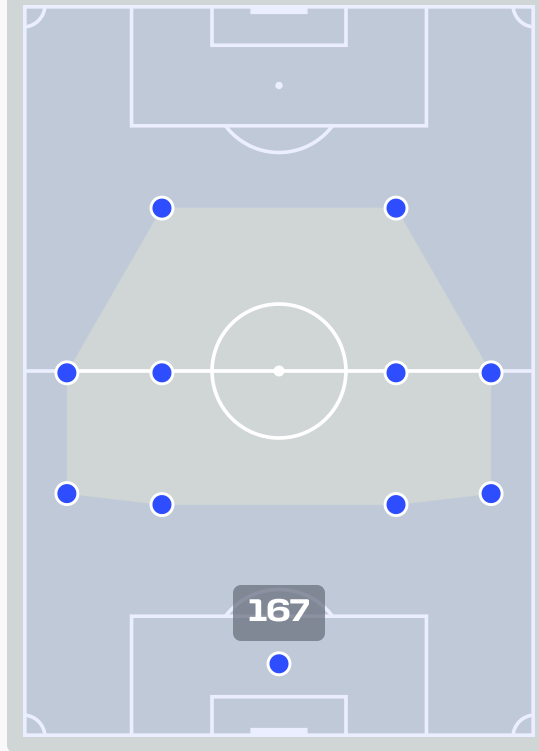
241

Offers Made in Final Third

Offers Made Inside Shape



Offers Made Outside Shape



189

Offers Made in Middle Third

51

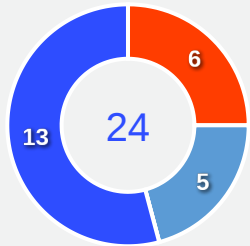
Offers Made in Defensive Third

| #  | Player           | Offers Made | Offers Received | % Made & Received |
|----|------------------|-------------|-----------------|-------------------|
| 1  | Jordan PICKFORD  | 12          | 5               | 41.7%             |
| 2  | Ezri KONSA       | 40          | 20              | 50%               |
| 3  | Nico OREILLY     | 58          | 24              | 41.4%             |
| 6  | Marc GUEHI       | 28          | 14              | 50%               |
| 7  | Bukayo SAKA      | 22          | 9               | 40.9%             |
| 8  | Elliot ANDERSON  | 42          | 21              | 50%               |
| 9  | Harry KANE       | 19          | 8               | 42.1%             |
| 10 | Jude BELLINGHAM  | 79          | 22              | 27.8%             |
| 11 | Marcus RASHFORD  | 39          | 18              | 46.2%             |
| 17 | Morgan ROGERS    | 69          | 21              | 30.4%             |
| 26 | Jarell QUANSAH   | 6           | 3               | 50%               |
| 14 | Jordan HENDERSON | 22          | 10              | 45.5%             |
| 19 | Ollie WATKINS    | 5           | 2               | 40%               |
| 20 | Noni MADUEKE     | 17          | 5               | 29.4%             |
| 21 | Eberechi EZE     | 16          | 5               | 31.2%             |
| 25 | Djed SPENCE      | 7           | 3               | 42.9%             |

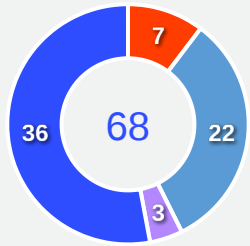
# Movement to Receive

## Movement Types by Phase

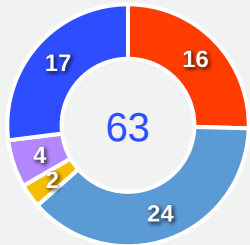
### Final Third Phase



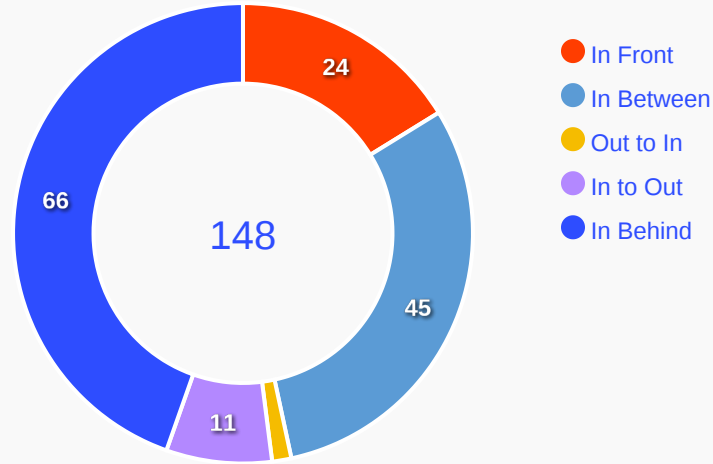
### Progression Phase



### Build Up Phase



## All Movement Types

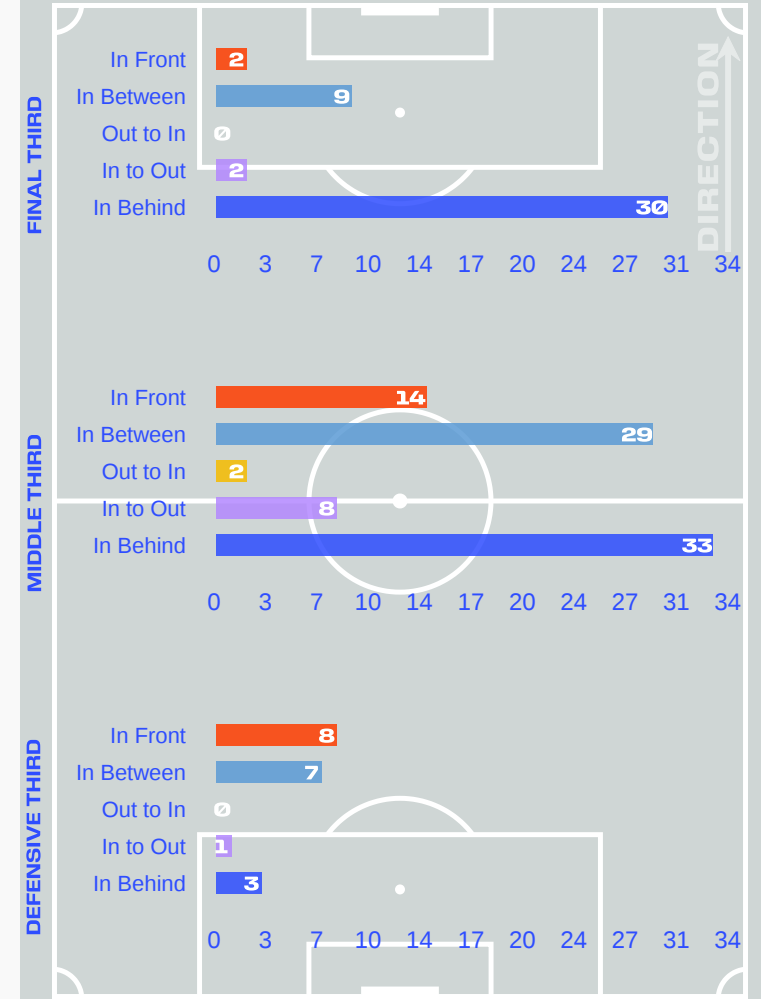


- In Front
- In Between
- Out to In
- In to Out
- In Behind

## Top Ranked Players

| Type       | Player                 | Movements |
|------------|------------------------|-----------|
| In Front   | 11 Edgar Yoel BARCENAS | 8         |
| In Between | 11 Edgar Yoel BARCENAS | 15        |
| Out to In  | 26 Jorge GUTIERREZ     | 1         |
| In to Out  | 6 Cristian MARTINEZ    | 2         |
| In Behind  | 9 Tomas RODRIGUEZ      | 12        |

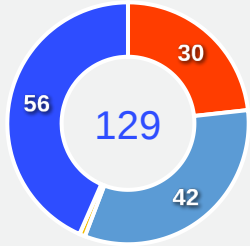
## Movement Types Pitch Third



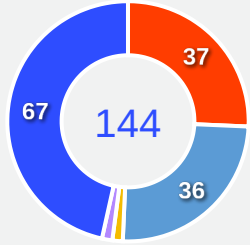
# Movement to Receive

## Movement Types by Phase

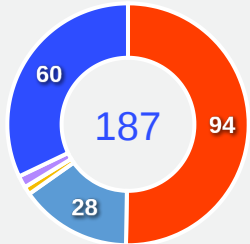
### Final Third Phase



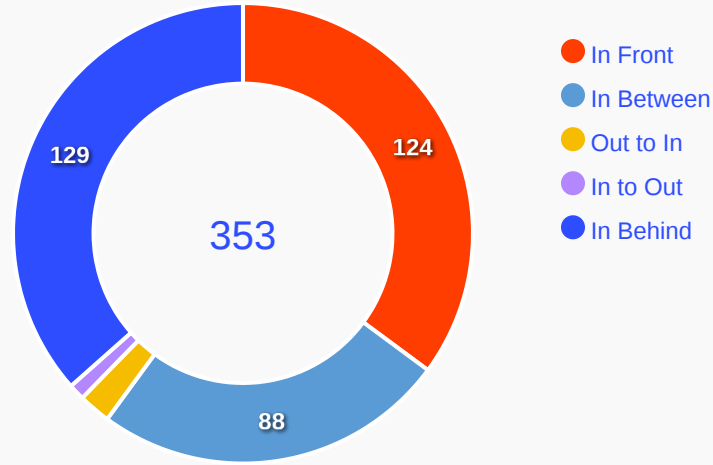
### Progression Phase



### Build Up Phase



## All Movement Types

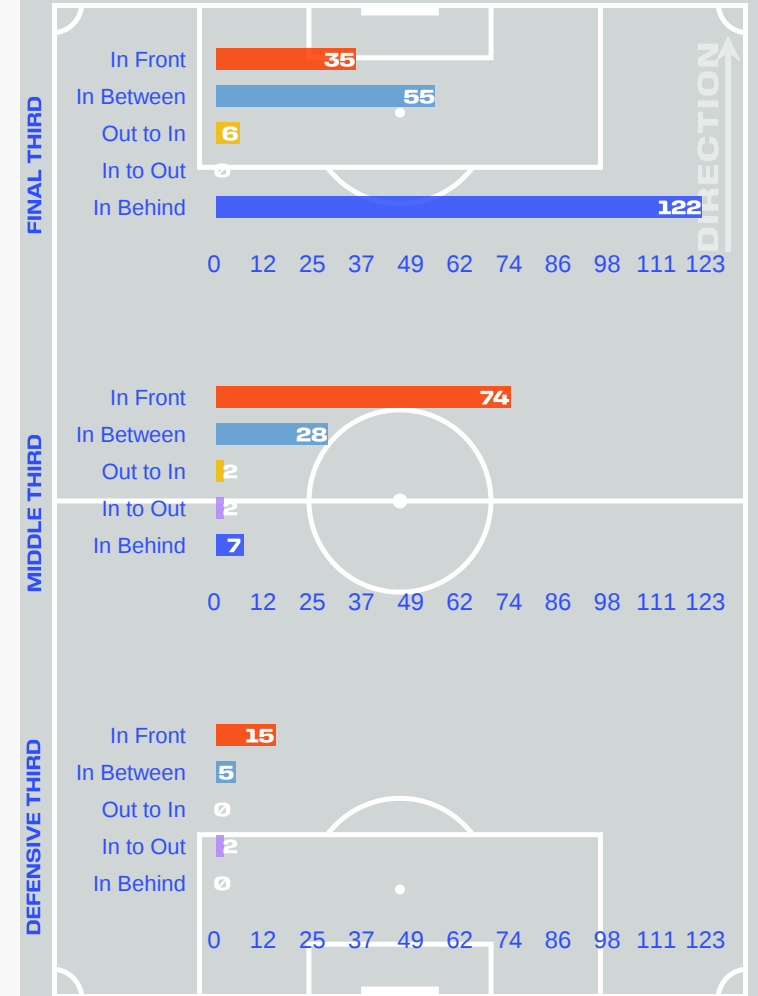


- In Front
- In Between
- Out to In
- In to Out
- In Behind

## Top Ranked Players

| Type       | Player             | Movements |
|------------|--------------------|-----------|
| In Front   | 3 Nico OREILLY     | 26        |
| In Between | 10 Jude BELLINGHAM | 30        |
| Out to In  | 3 Nico OREILLY     | 3         |
| In to Out  | 17 Morgan ROGERS   | 2         |
| In Behind  | 17 Morgan ROGERS   | 32        |

## Movement Types Pitch Third



# OUT OF POSSESSION



Panama v England

# Defensive Actions

**55**

**Forced Turnovers**

**48**

**Possession Regained**

**7**

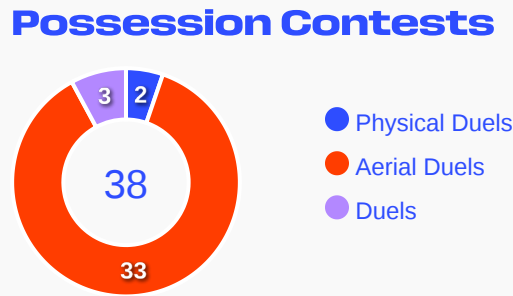
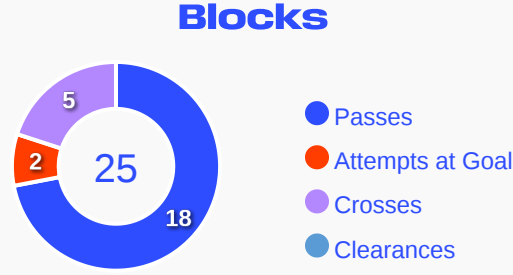
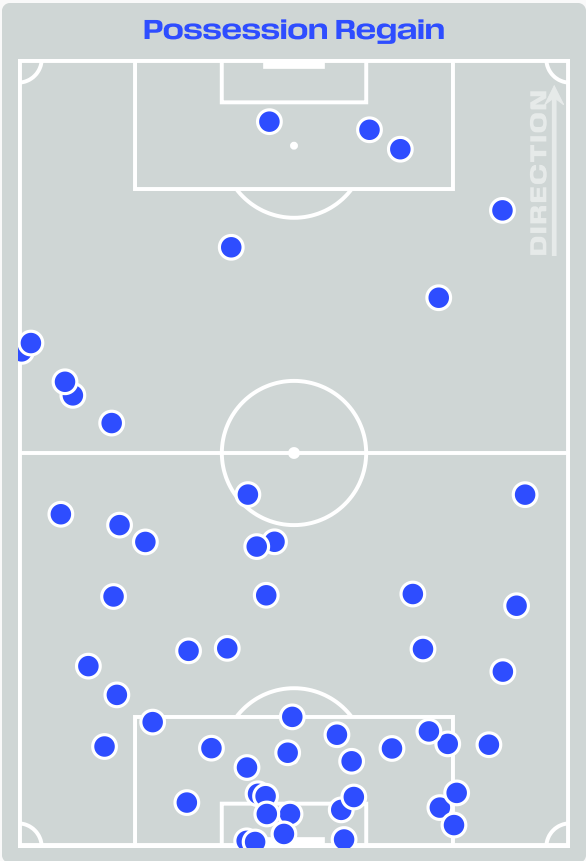
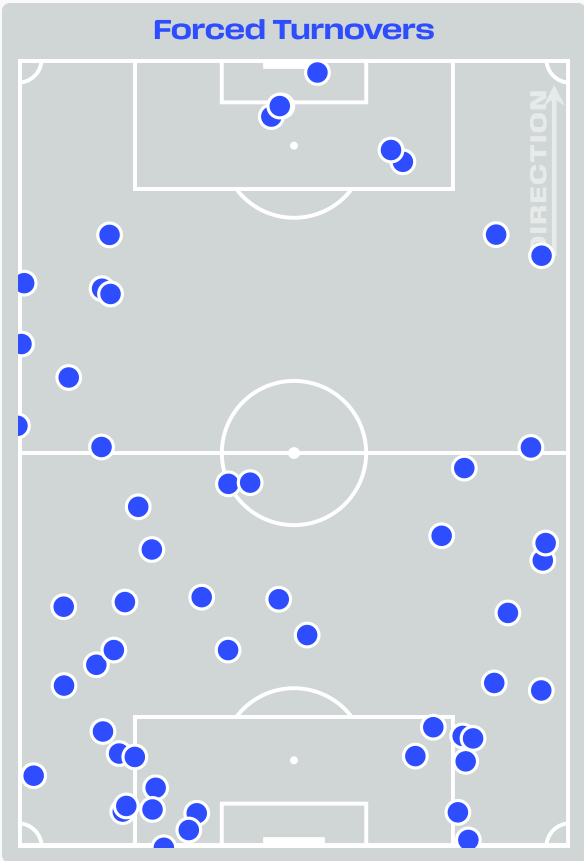
**Interceptions**

**38**

**Tackles**

**2.42**

**Possession Actions / Defensive Action**



**Most Possession Regains**

**10**

**Andres ANDRADE**  
LEFT BACK

| #  | Player              | Total Possession Regains |
|----|---------------------|--------------------------|
| 22 | Orlando MOSQUERA    | 9                        |
| 3  | Jose CORDOBA        | 3                        |
| 4  | Fidel ESCOBAR       | 5                        |
| 6  | Cristian MARTINEZ   | 1                        |
| 7  | Jose Luis RODRIGUEZ | 2                        |
| 9  | Tomas RODRIGUEZ     | 1                        |
| 11 | Edgar Yoel BARCENAS | 2                        |
| 14 | Carlos HARVEY       | 4                        |
| 16 | Andres ANDRADE      | 10                       |
| 23 | Amir MURILLO        | 2                        |
| 26 | Jorge GUTIERREZ     | 4                        |
| 10 | Ismael DIAZ         | 2                        |
| 15 | Eric DAVIS          | 2                        |
| 17 | Jose FAJARDO        | 0                        |
| 19 | Alberto QUINTERO    | 0                        |
| 24 | Azarias LONDONO     | 1                        |

# Defensive Actions

**44**

**Forced Turnovers**

**45**

**Possession Regained**

**8**

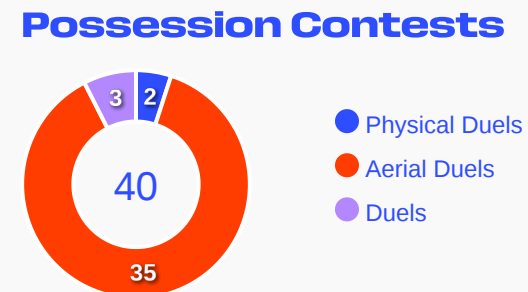
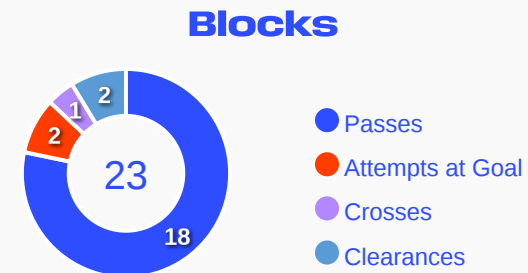
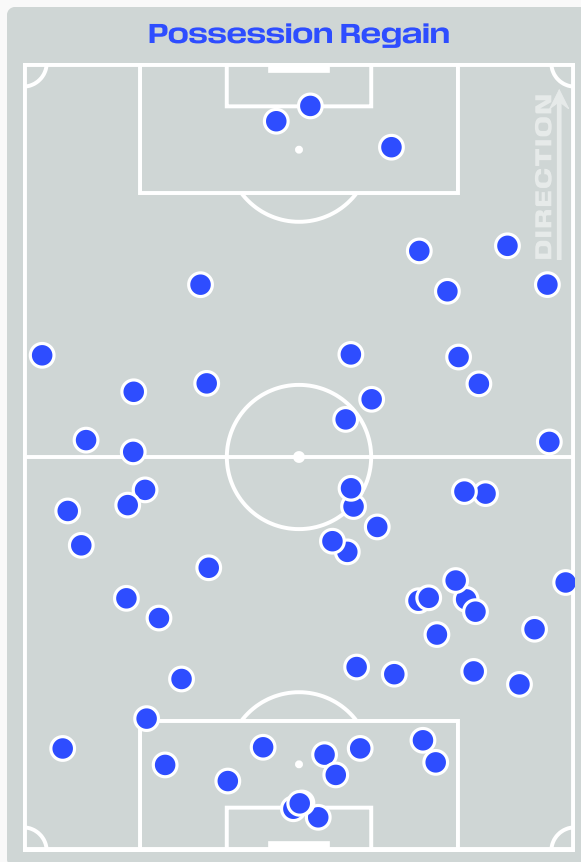
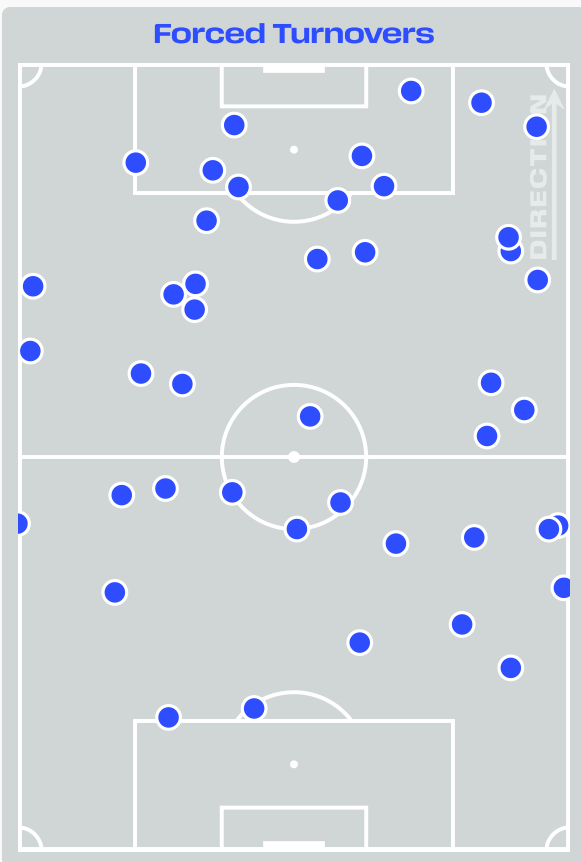
**Interceptions**

**26**

**Tackles**

**5.58**

**Possession Actions / Defensive Action**



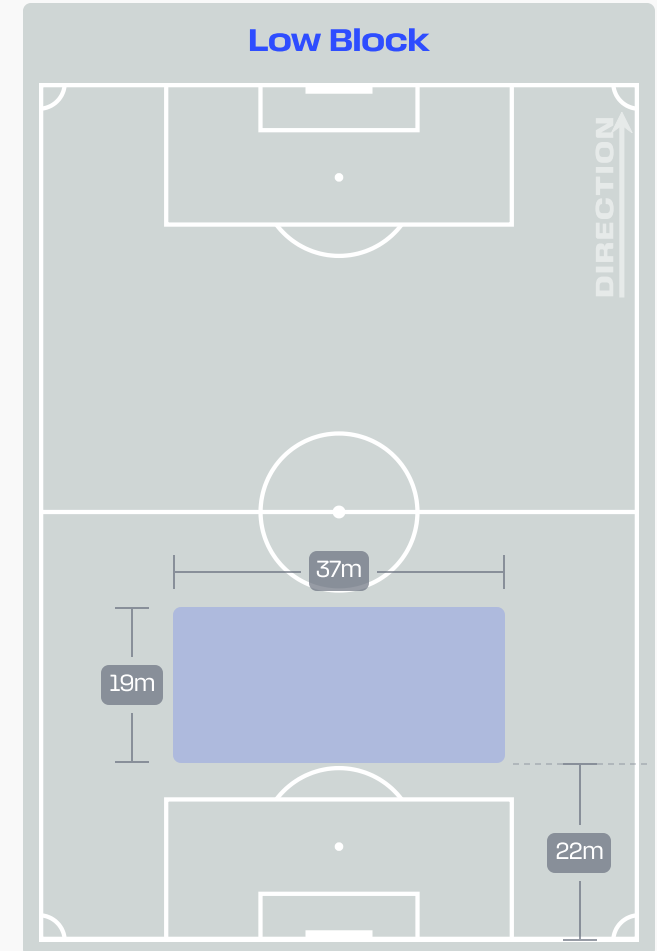
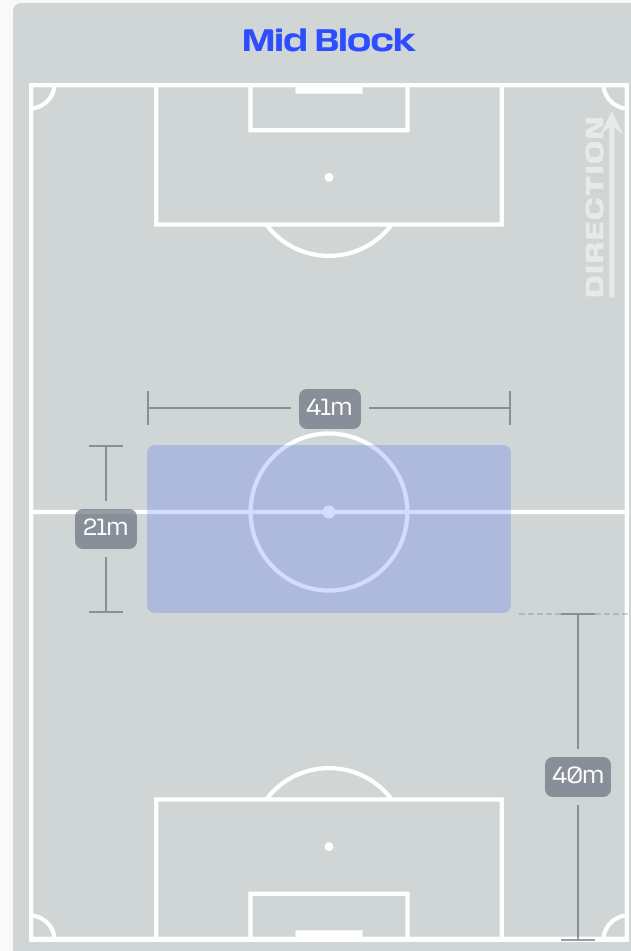
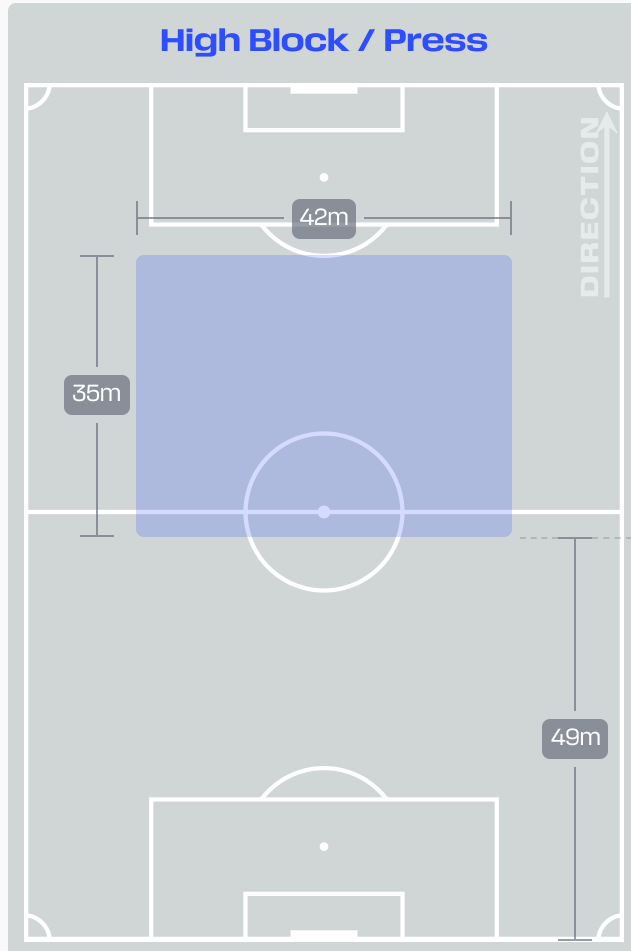
**Most Possession Regains**

8

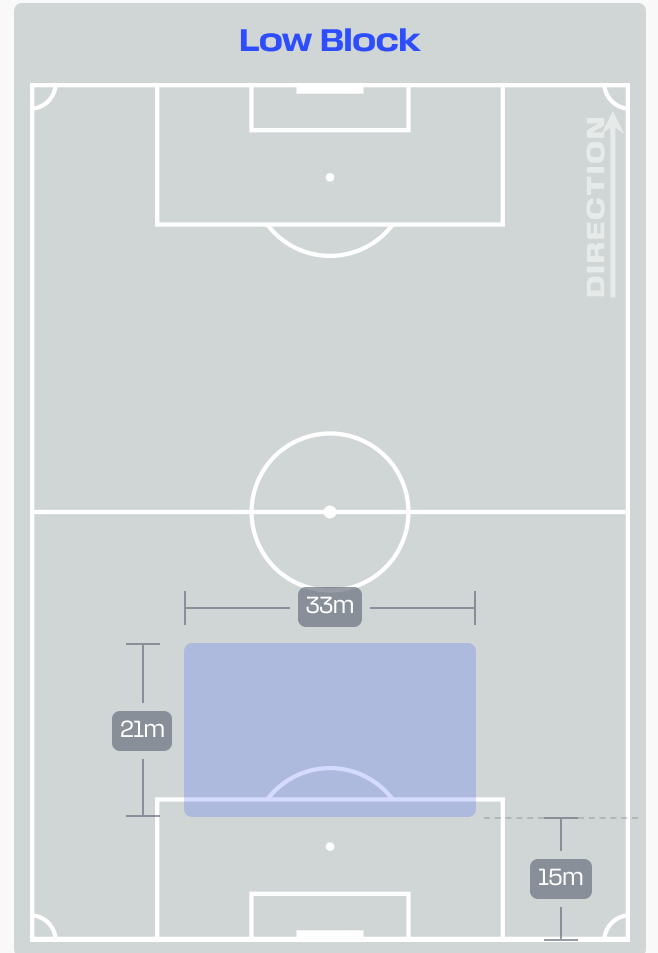
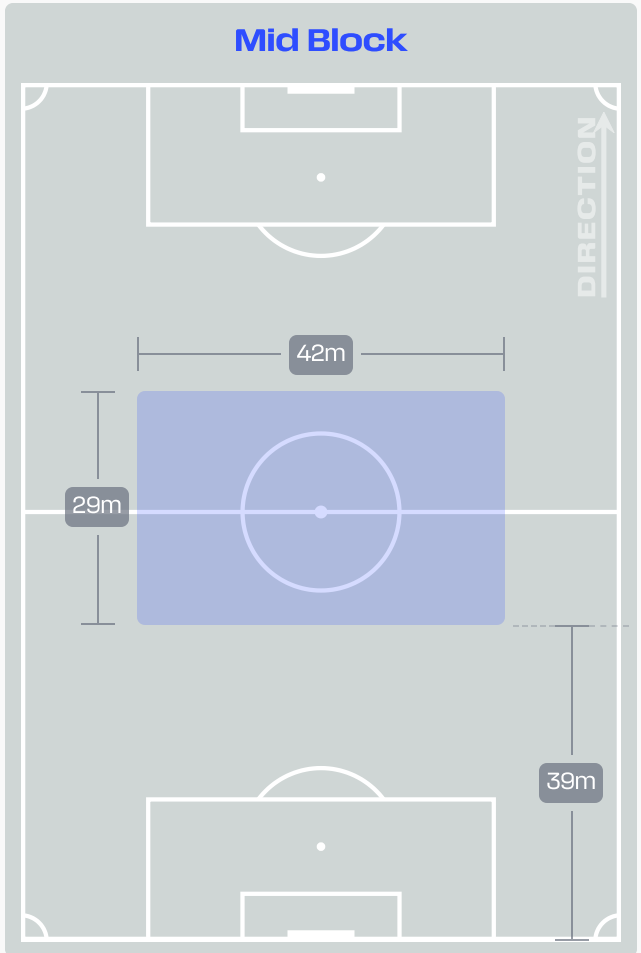
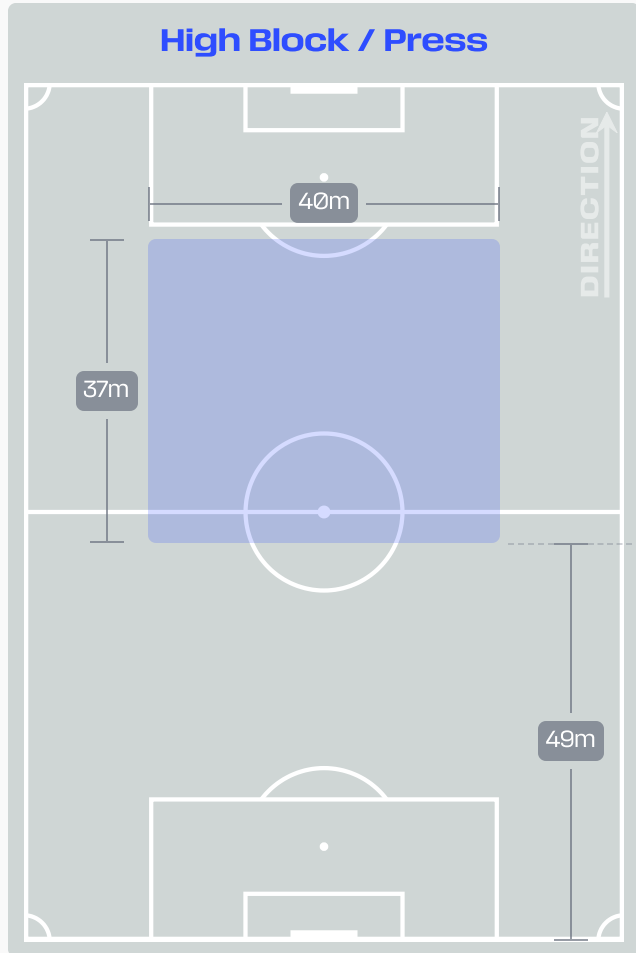
**Ezri KONSA**  
RIGHT CENTRE BACK

| #  | Player           | Total Possession Regains |
|----|------------------|--------------------------|
| 1  | Jordan PICKFORD  | 2                        |
| 2  | Ezri KONSA       | 8                        |
| 3  | Nico OREILLY     | 4                        |
| 6  | Marc GUEHI       | 8                        |
| 7  | Bukayo SAKA      | 2                        |
| 8  | Elliot ANDERSON  | 5                        |
| 9  | Harry KANE       | 1                        |
| 10 | Jude BELLINGHAM  | 3                        |
| 11 | Marcus RASHFORD  | 0                        |
| 17 | Morgan ROGERS    | 4                        |
| 26 | Jarell QUANSAH   | 5                        |
| 14 | Jordan HENDERSON | 1                        |
| 19 | Ollie WATKINS    | 0                        |
| 20 | Noni MADUEKE     | 0                        |
| 21 | Eberechi EZE     | 0                        |
| 25 | Djed SPENCE      | 2                        |

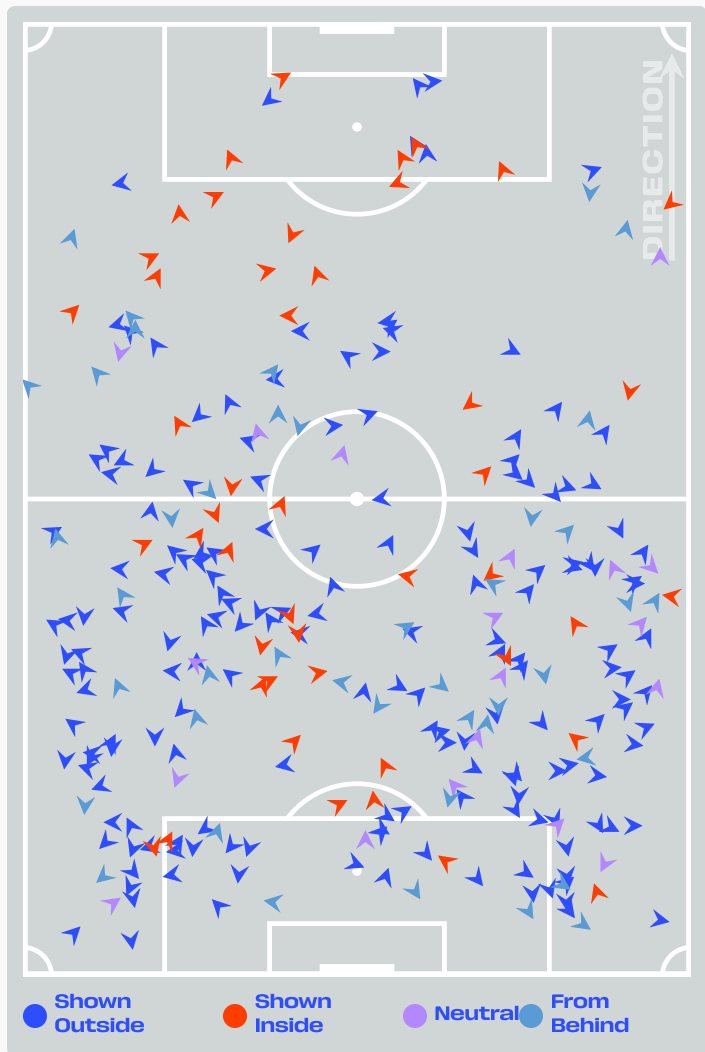
# Defensive Line Height & Team Length



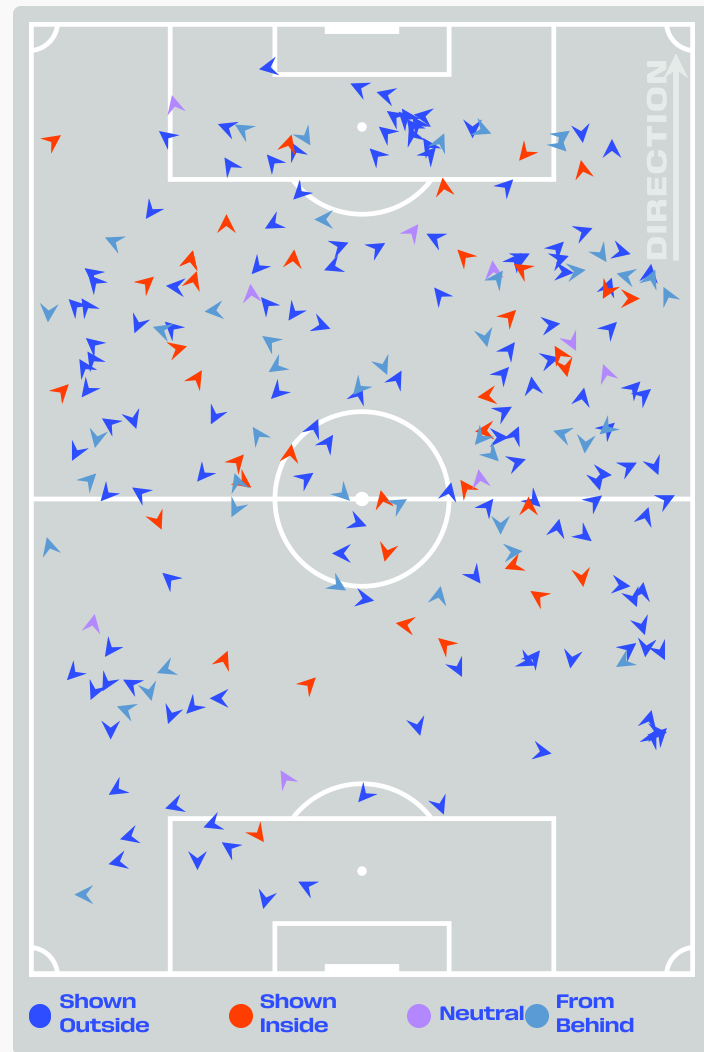
# Defensive Line Height & Team Length



# Defensive Pressure



|       |                            |       |
|-------|----------------------------|-------|
| 283   | Total Pressures            | 228   |
| 55    | Direct Pressures           | 46    |
| 1.47s | Avg Pressure Duration      | 1.74s |
| 55    | Forced Turnovers           | 44    |
| 1739s | Ball Recovery Time         | 8.71s |
| 128   | Pushing on into Pressing   | 93    |
| 277   | Pushing on                 | 195   |
| 46    | Pressing Direction Inside  | 39    |
| 176   | Pressing Direction Outside | 136   |



**Most Direct Pressures**

**10**

**Jorge GUTIERREZ**  
LEFT MIDFIELD

**Most Direct Pressures**

**9**

**Morgan ROGERS**  
ATTACKING MIDFIELD

# GOALKEEPING

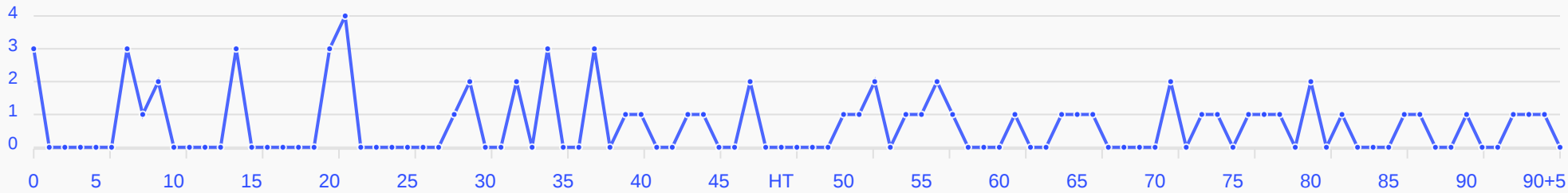


Panama v England

# Goalkeeping Involvement



### Panama GK Involvement Timeline

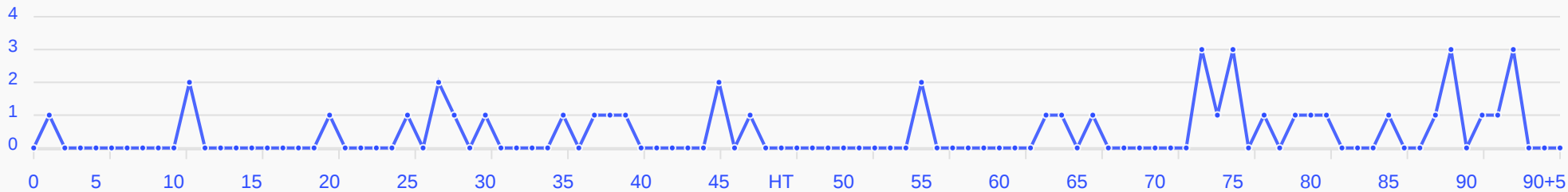


65

Total Involvements



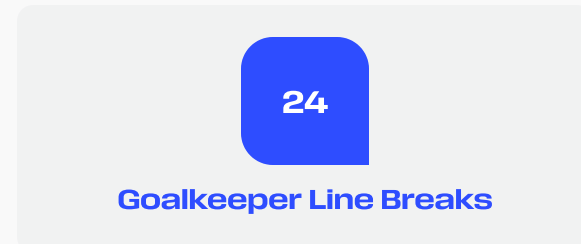
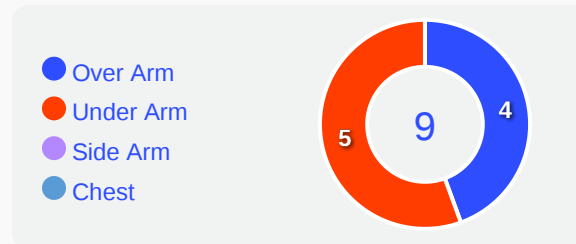
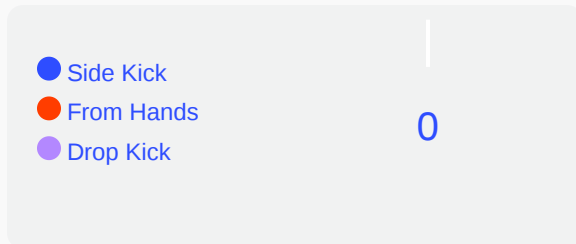
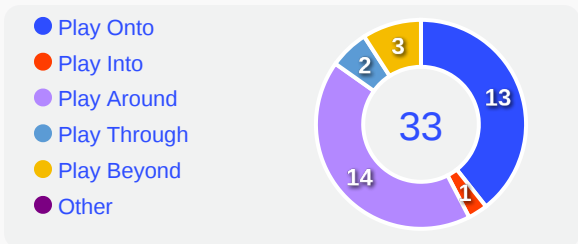
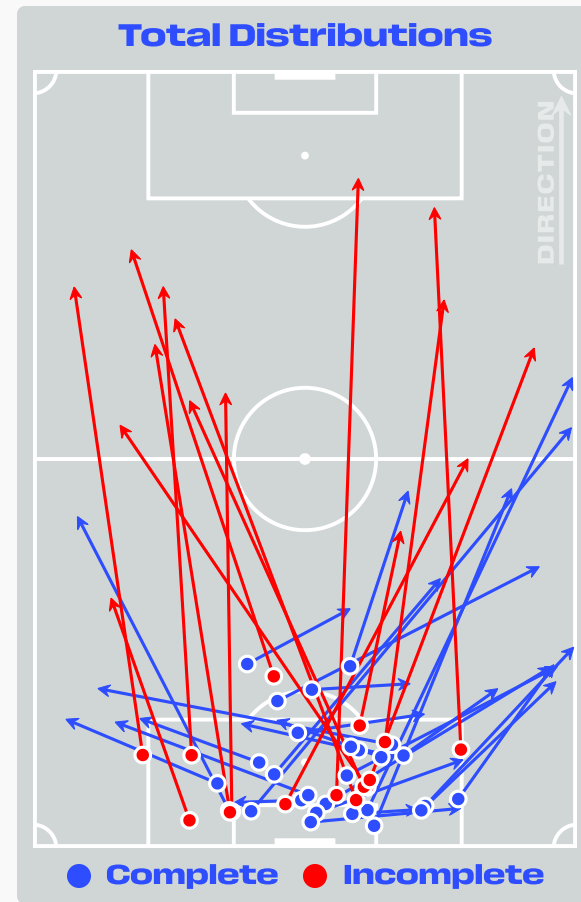
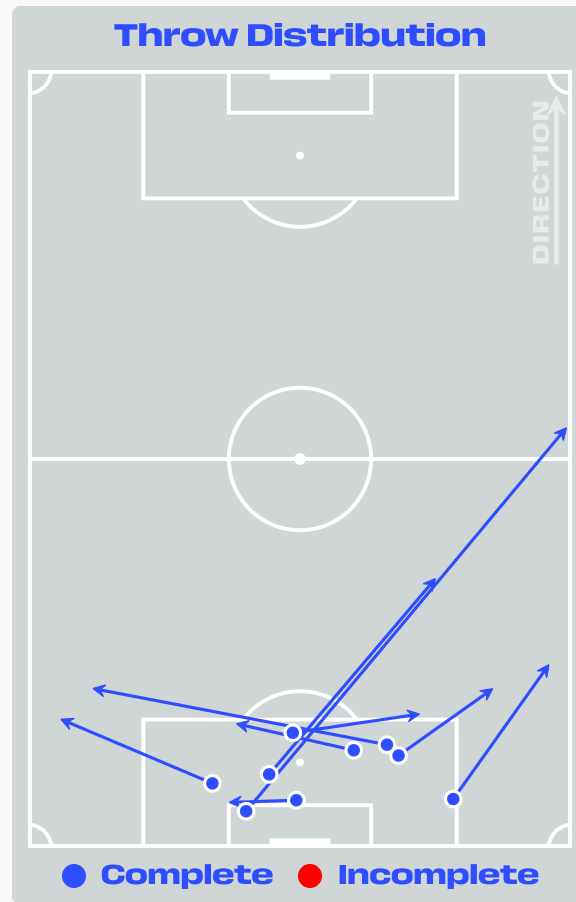
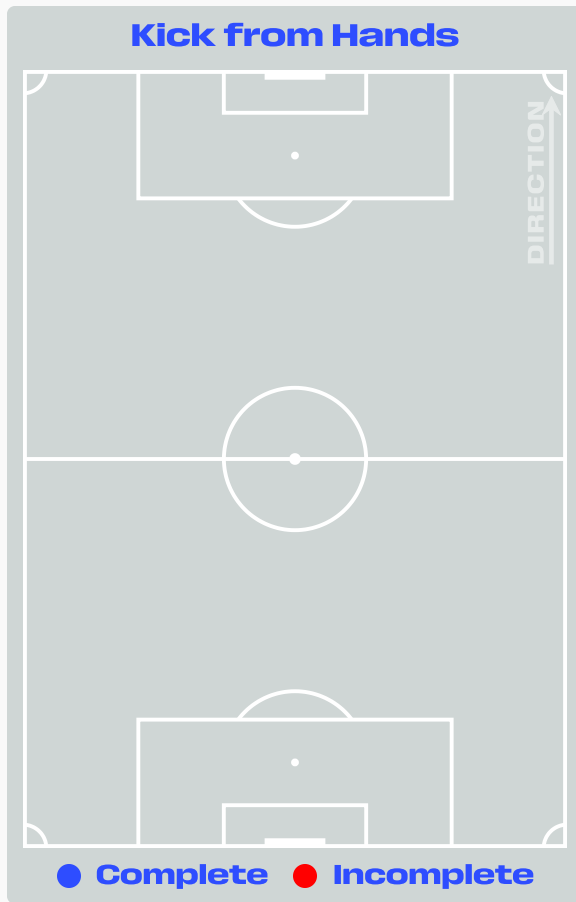
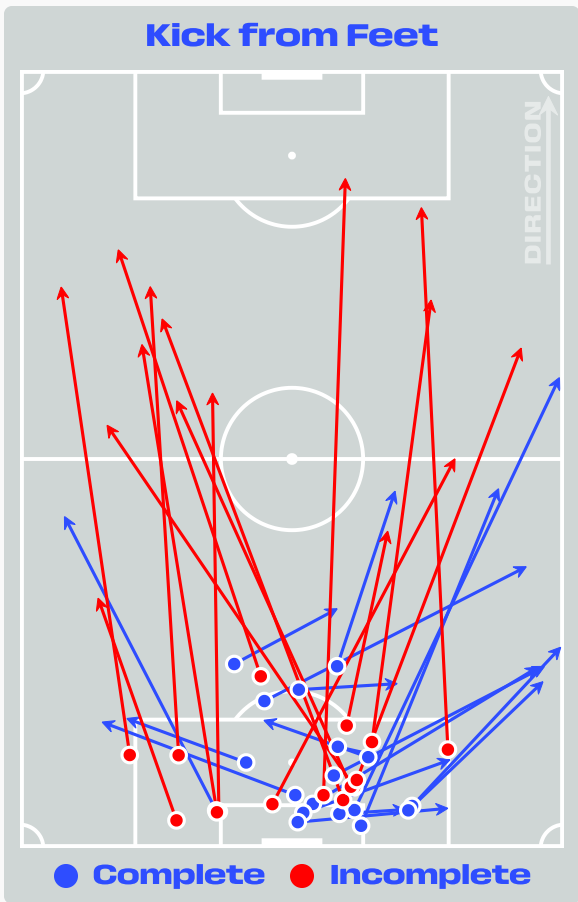
### England GK Involvement Timeline



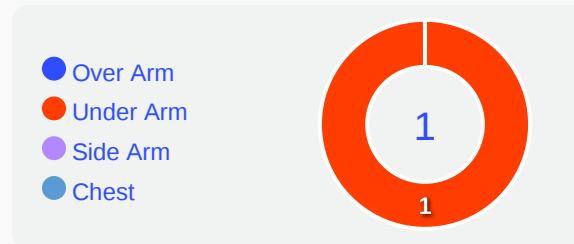
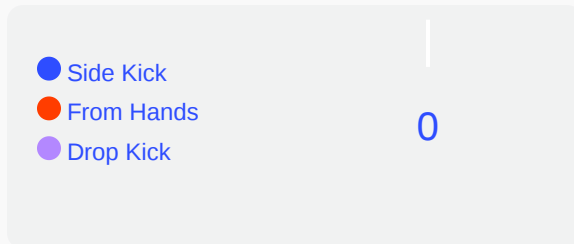
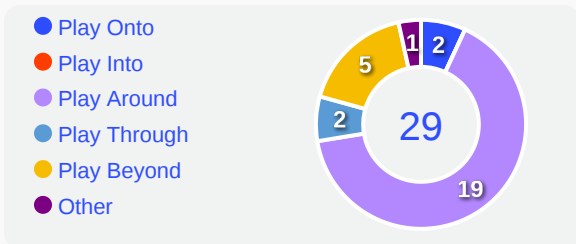
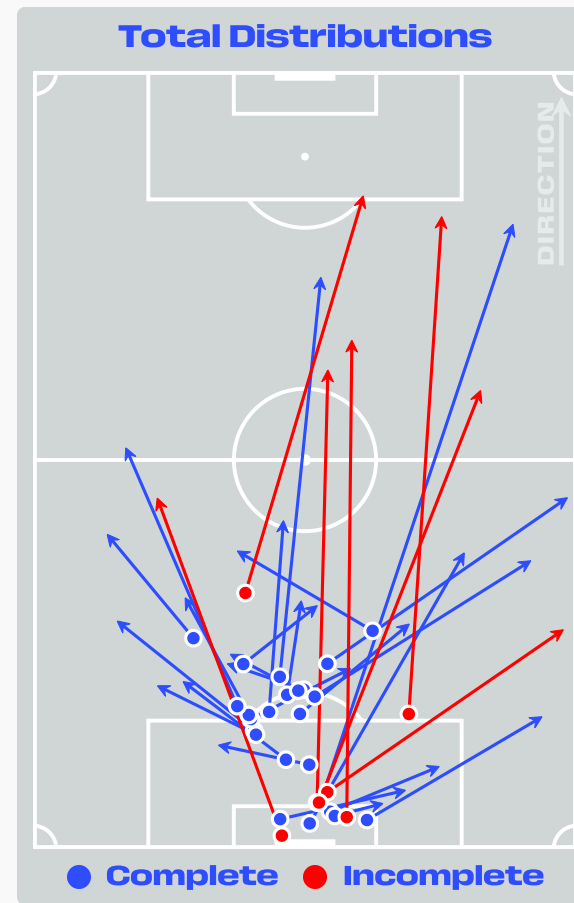
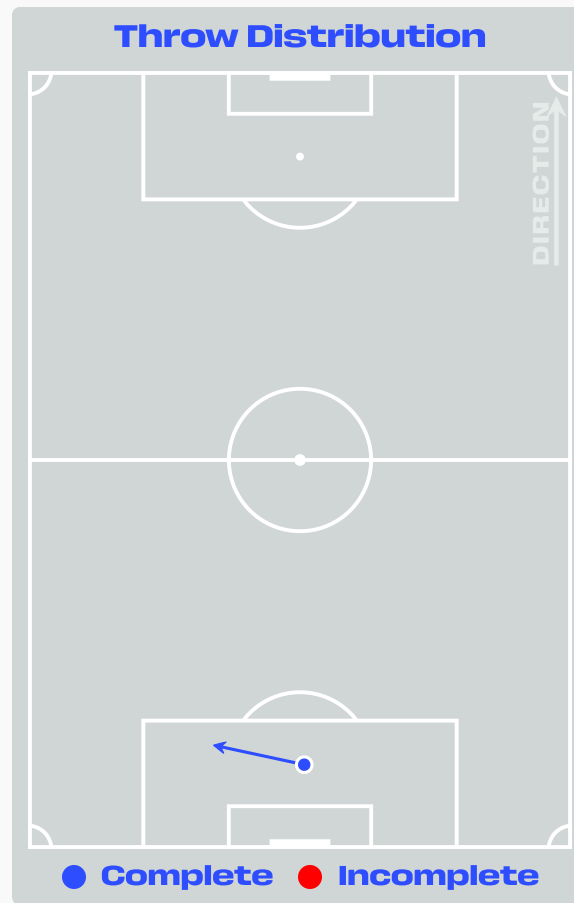
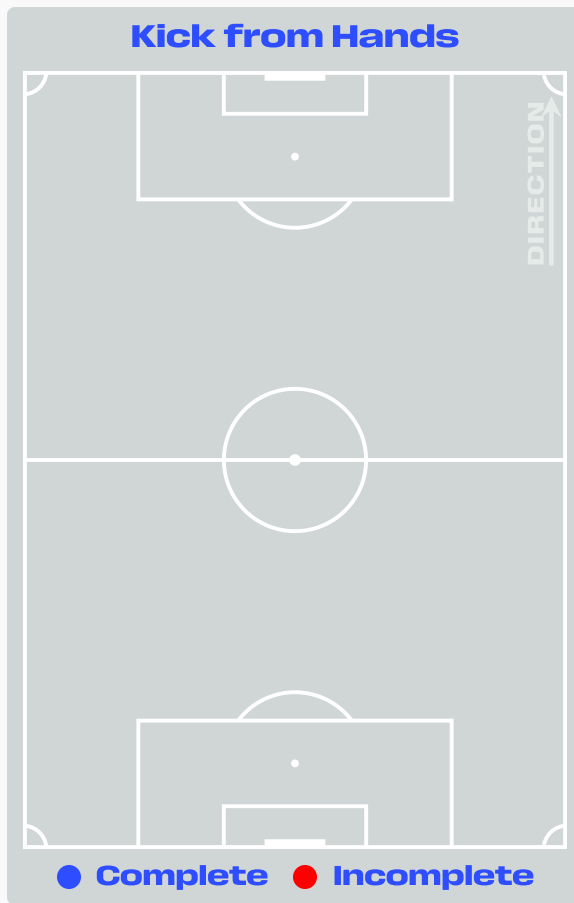
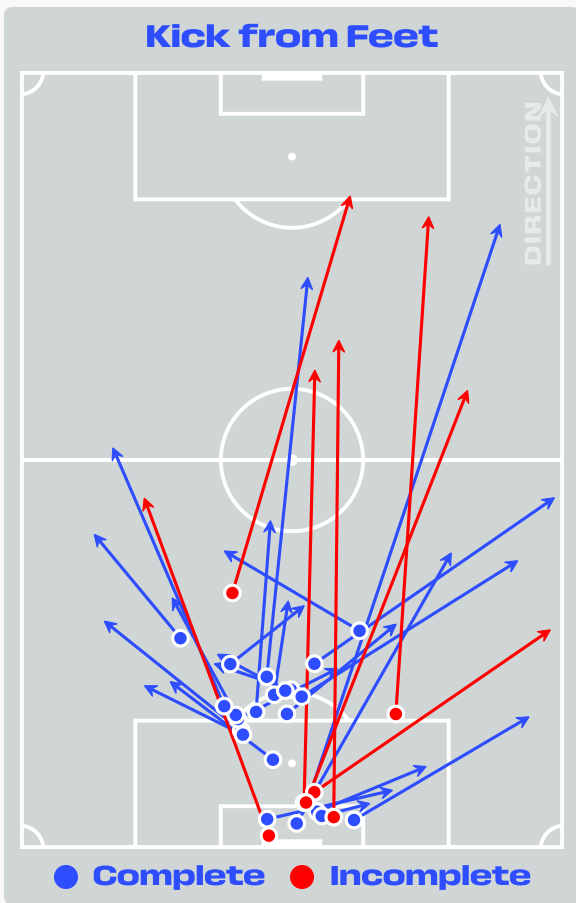
46

Total Involvements

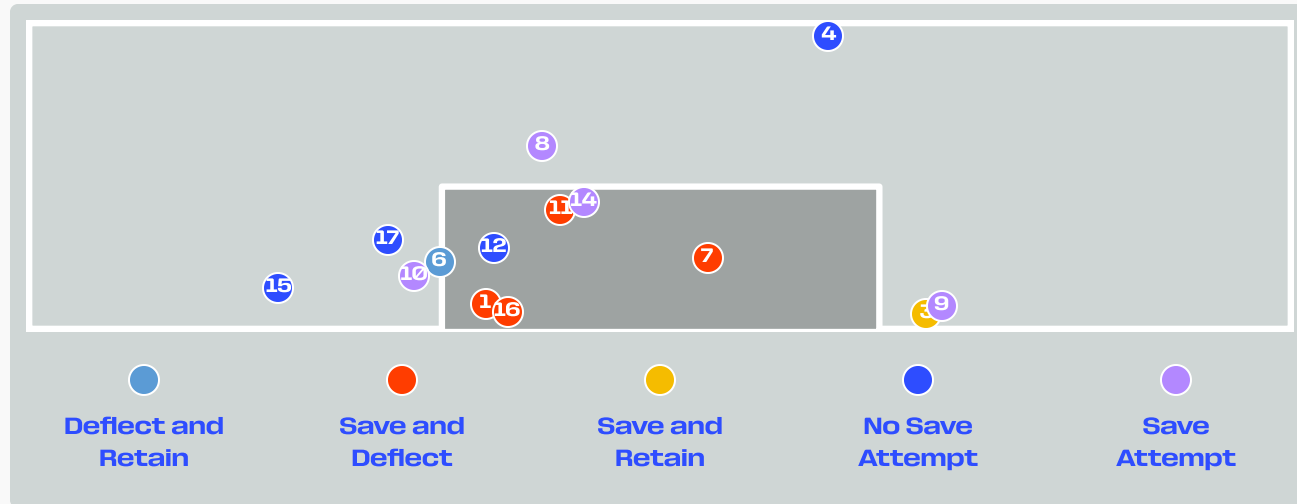
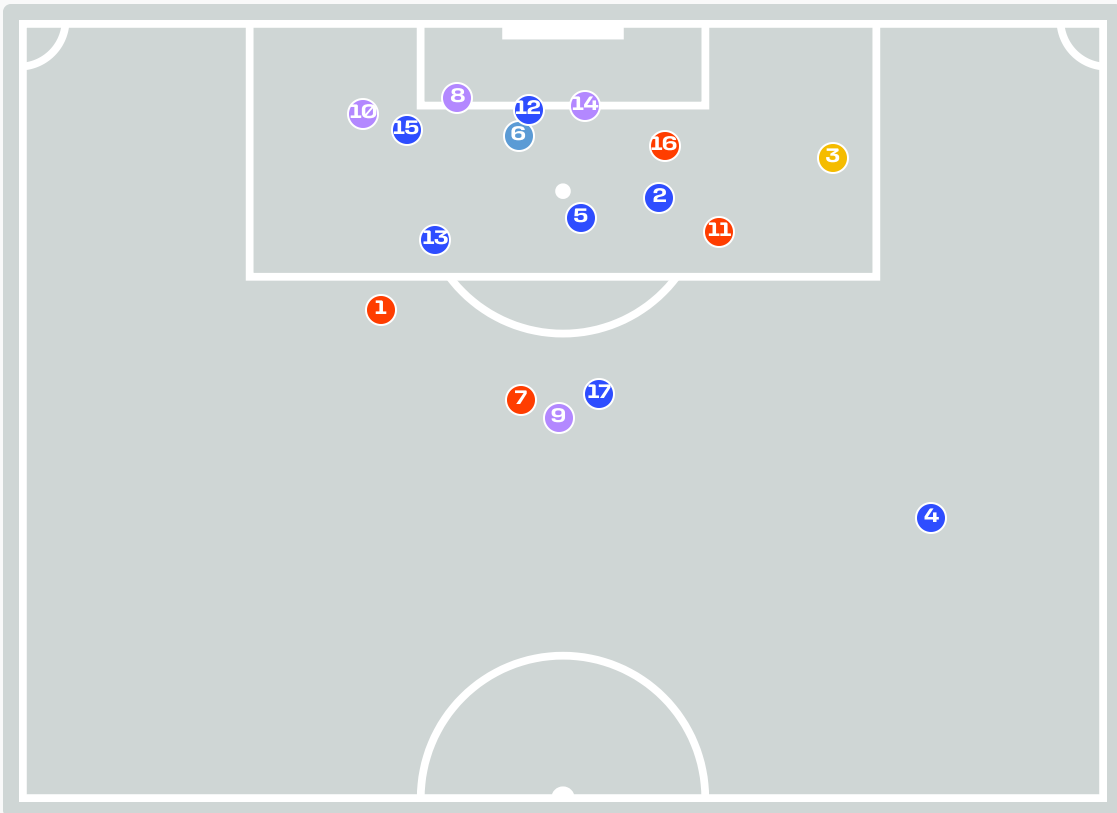
# Goalkeeping Distribution



# Goalkeeping Distribution



# Goal Prevention

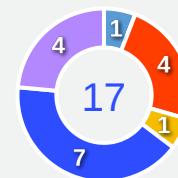


- Deflect and Retain
- Save and Deflect
- Save and Retain
- No Save Attempt
- Save Attempt

**17**  
Total Attempts on Goal Faced

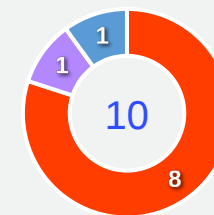
**67**  
Save %

## Intervention Type



- Deflect & Retain
- Save & Deflect
- Save & Retain
- No Save Attempt
- Save Attempt

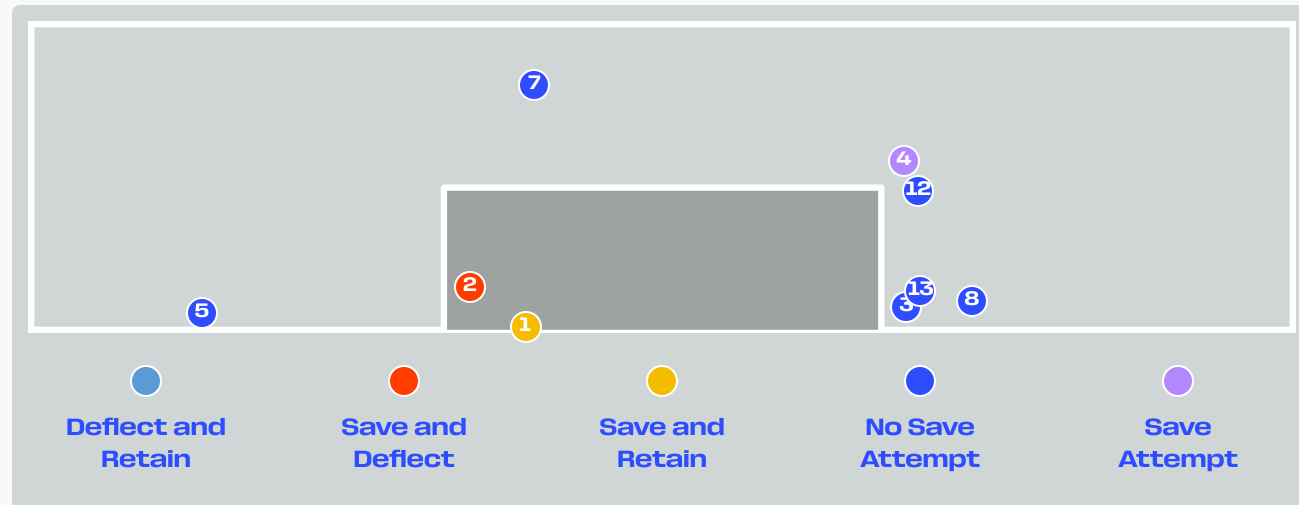
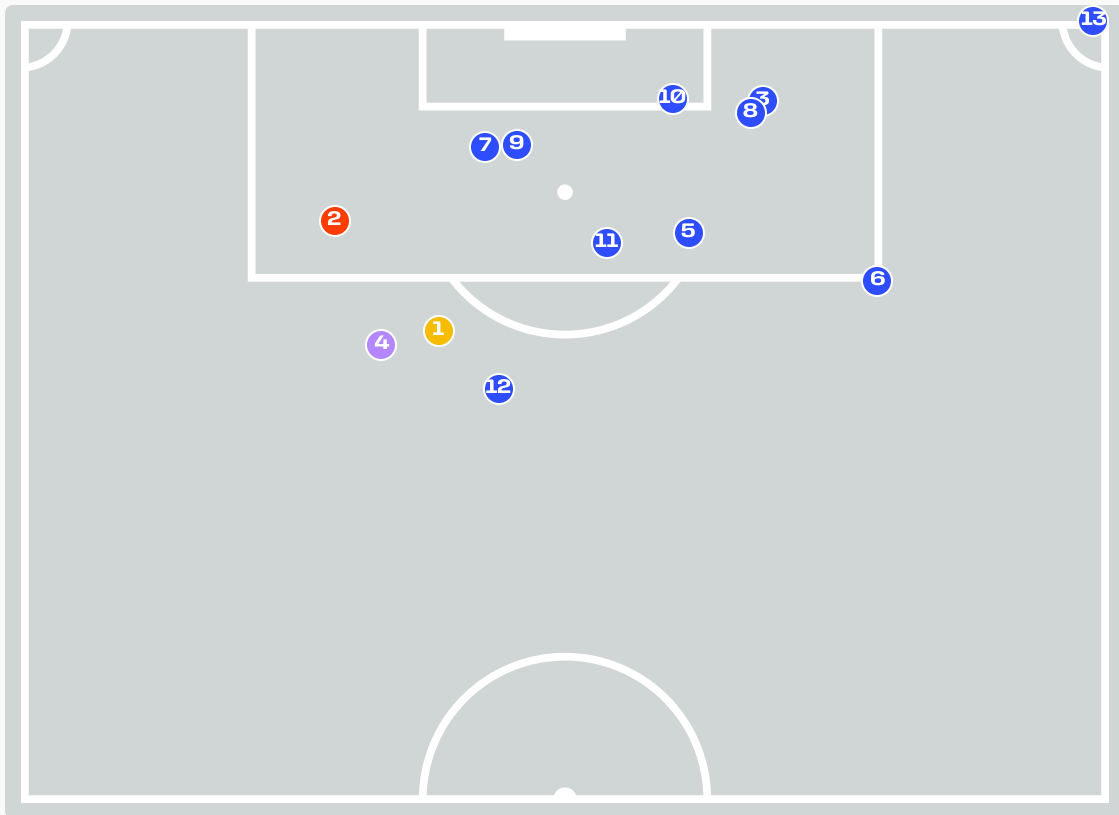
## Intervention Body Type



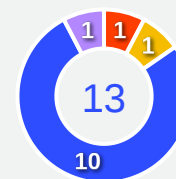
- Head
- Hands
- Upper Body
- Lower Body
- Feet

| Total Attempts on Goal Faced | Total Goal Interventions | Save & Retain | Deflect & Retain | Save & Deflect | Save Attempt | No Save Attempt |
|------------------------------|--------------------------|---------------|------------------|----------------|--------------|-----------------|
| 17                           | 5                        | 1             | 1                | 4              | 4            | 7               |

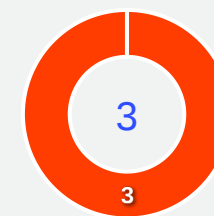
# Goal Prevention



## Intervention Type



## Intervention Body Type



13

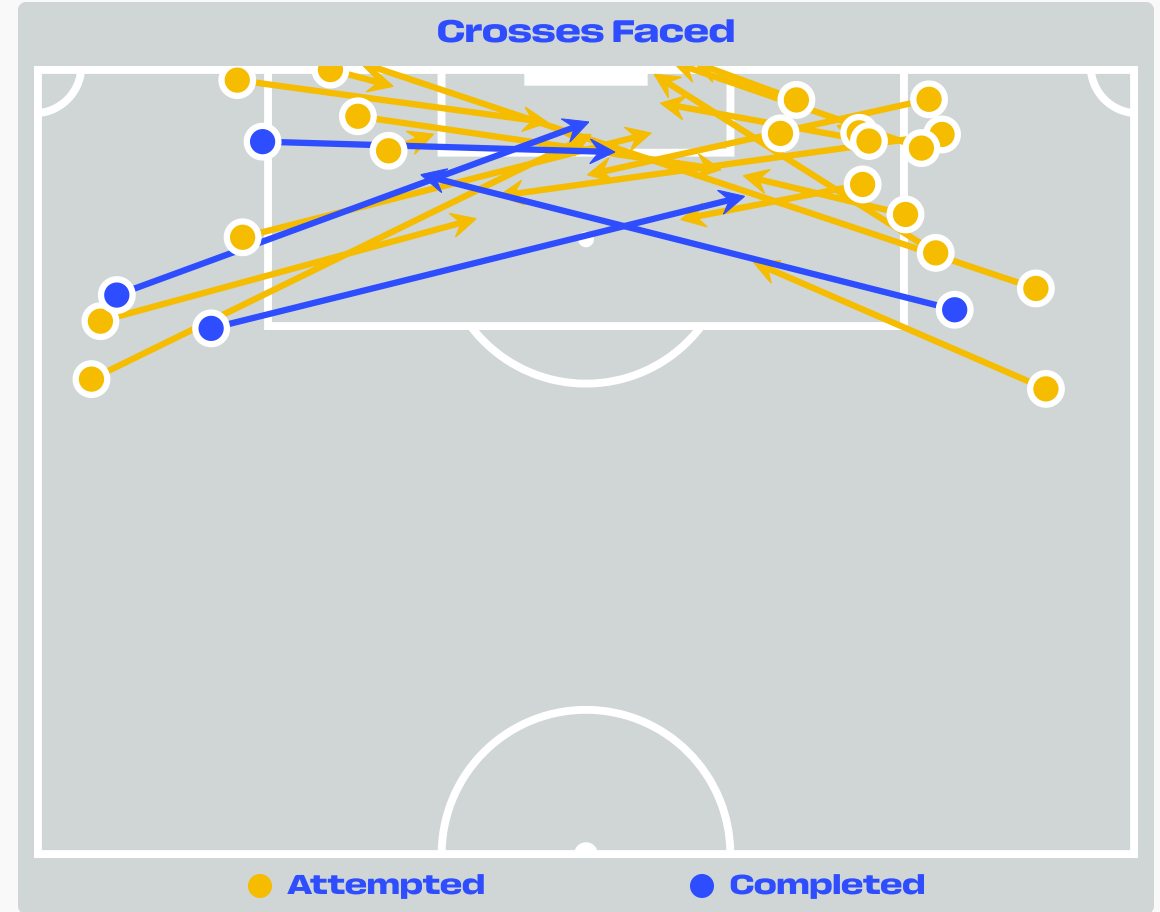



Total Attempts on Goal Faced

100

Save %

| Total Attempts on Goal Faced | Total Goal Interventions | Save & Retain | Deflect & Retain | Save & Deflect | Save Attempt | No Save Attempt |
|------------------------------|--------------------------|---------------|------------------|----------------|--------------|-----------------|
| 13                           | 2                        | 1             | 0                | 1              | 1            | 10              |

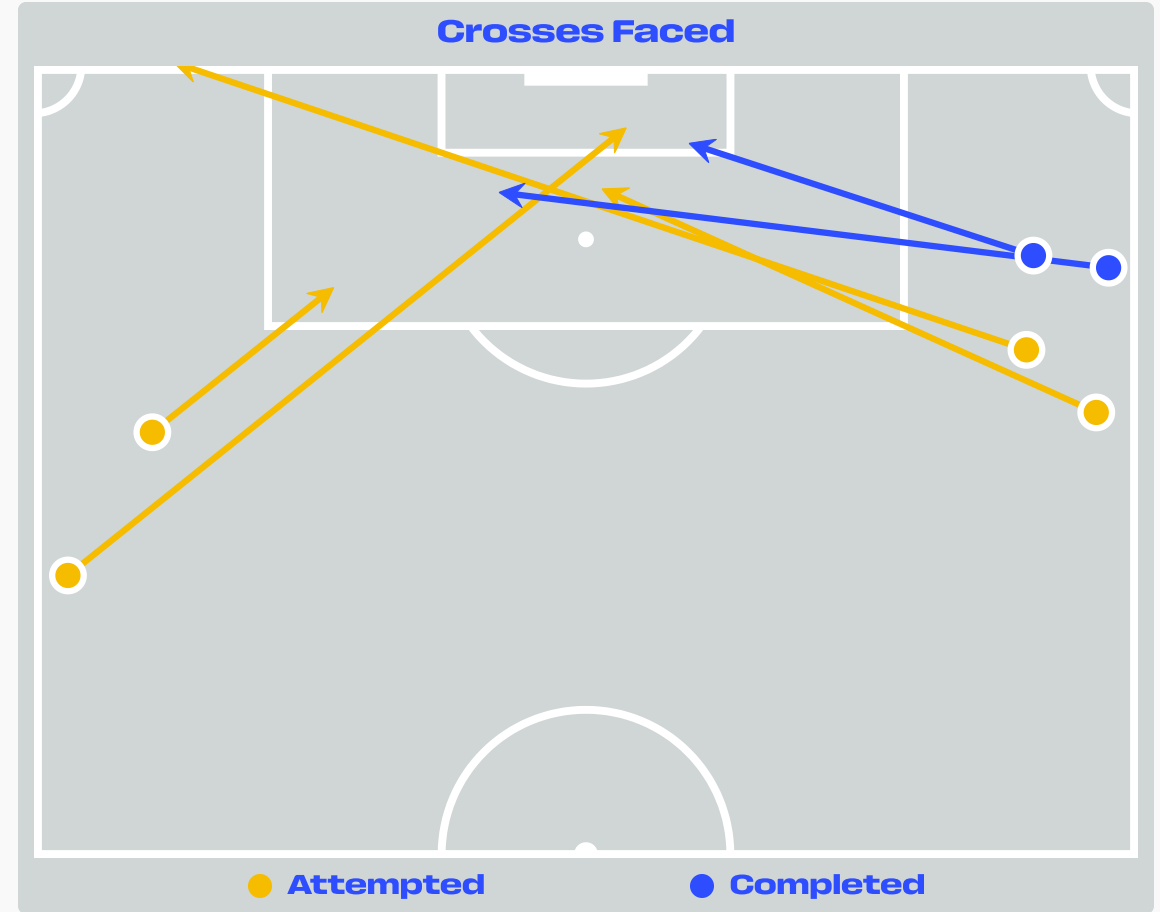


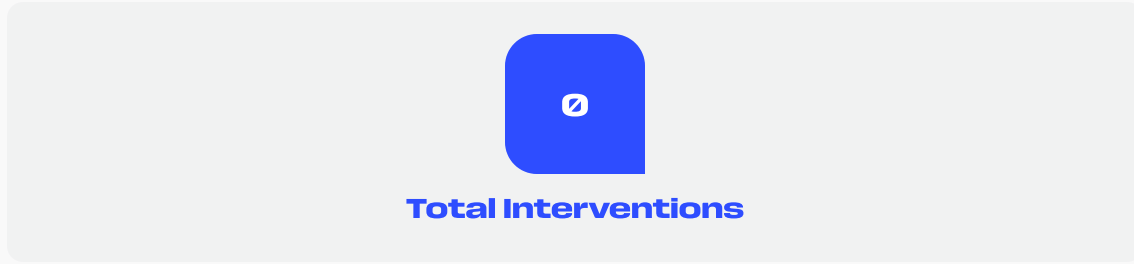
# Aerial Control



**Delivery Types Faced**

| Total | In Swing | Out Swing | Driven | Lofted | Cutback | Push |
|-------|----------|-----------|--------|--------|---------|------|
| 29    | 13       | 6         | 1      | 2      | 1       | 6    |

# Aerial Control



**Delivery Types Faced**

| Total | In Swing | Out Swing | Driven | Lofted | Cutback | Push |
|-------|----------|-----------|--------|--------|---------|------|
| 10    | 1        | 8         | 0      | 1      | 0       | 0    |

# SET PLAYS



Panama v England

# Set Plays

**44**  
**Total Set Plays**

**17**  
**Total Free Kicks**

**0**  
**Total Penalties**

**3**  
**Total Corners**




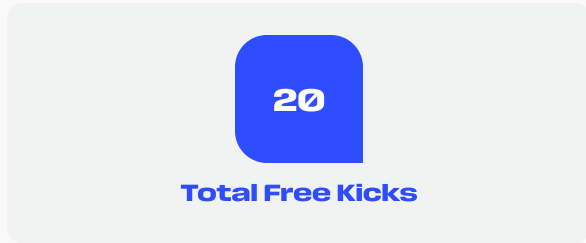
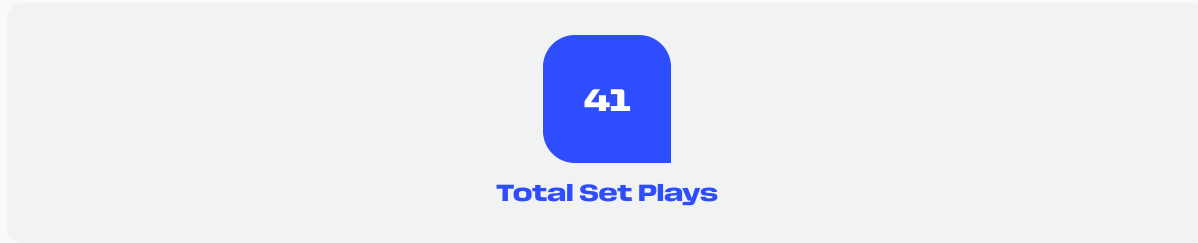
**24**  
**Total Throw Ins**

| Free Kicks          |       |
|---------------------|-------|
| Type                | Total |
| Direct              | 13    |
| Direct (on target)  | 0     |
| Direct (off target) | 0     |
| Indirect            | 4     |

| Corners              |                |                 |       |
|----------------------|----------------|-----------------|-------|
| Delivery Type        | From Left Side | From Right Side | Total |
| Direct to Area       | 1              | 2               | 3     |
| Short                | 0              | 0               | 0     |
| Edge of Penalty Area | 0              | 0               | 0     |

| Corners        |       |
|----------------|-------|
| Delivery Style | Total |
| Inswing        | 1     |
| Outswing       | 1     |
| Driven         | 0     |
| Lofted         | 0     |

# Set Plays



| Free Kicks          |       |
|---------------------|-------|
| Type                | Total |
| Direct              | 16    |
| Direct (on target)  | 0     |
| Direct (off target) | 1     |
| Indirect            | 4     |

| Corners              |                |                 |       |
|----------------------|----------------|-----------------|-------|
| Delivery Type        | From Left Side | From Right Side | Total |
| Direct to Area       | 5              | 1               | 6     |
| Short                | 0              | 1               | 1     |
| Edge of Penalty Area | 0              | 0               | 0     |

| Corners        |       |
|----------------|-------|
| Delivery Style | Total |
| Inswing        | 5     |
| Outswing       | 1     |
| Driven         | 0     |
| Lofted         | 0     |

# INDIVIDUAL DATA IN POSSESSION



Panama v England

# In Possession - Distributions



| #  | Player              | Passes Attempted | Passes Completed | Pass Completion % | Switches of Play | Crosses Attempted | Crosses Completed | Line Breaks Attempted | Line Breaks Completed | Line Break Completion % | Ball Progressions | Take Ons | Step Ins | Attempts at Goal | Goals |
|----|---------------------|------------------|------------------|-------------------|------------------|-------------------|-------------------|-----------------------|-----------------------|-------------------------|-------------------|----------|----------|------------------|-------|
| 22 | Orlando MOSQUERA    | 42               | 27               | 64%               | 1                | 0                 | 0                 | 24                    | 11                    | 46%                     | 0                 | 0        | 0        | 0                | 0     |
| 3  | Jose CORDOBA        | 40               | 38               | 95%               | 0                | 0                 | 0                 | 13                    | 12                    | 92%                     | 1                 | 0        | 1        | 0                | 0     |
| 4  | Fidel ESCOBAR       | 27               | 20               | 74%               | 1                | 1                 | 1                 | 18                    | 12                    | 67%                     | 1                 | 0        | 1        | 0                | 0     |
| 6  | Cristian MARTINEZ   | 29               | 18               | 62%               | 0                | 2                 | 2                 | 7                     | 4                     | 57%                     | 4                 | 4        | 0        | 0                | 0     |
| 7  | Jose Luis RODRIGUEZ | 10               | 6                | 60%               | 0                | 1                 | 0                 | 4                     | 2                     | 50%                     | 3                 | 2        | 1        | 2                | 0     |
| 9  | Tomas RODRIGUEZ     | 8                | 7                | 88%               | 0                | 0                 | 0                 | 1                     | 1                     | 100%                    | 0                 | 0        | 0        | 1                | 0     |
| 11 | Edgar Yoel BARCENAS | 13               | 8                | 62%               | 1                | 2                 | 0                 | 7                     | 3                     | 43%                     | 2                 | 2        | 0        | 0                | 0     |
| 14 | Carlos HARVEY       | 20               | 16               | 80%               | 1                | 0                 | 0                 | 8                     | 6                     | 75%                     | 3                 | 3        | 0        | 2                | 0     |
| 16 | Andres ANDRADE      | 36               | 28               | 78%               | 0                | 1                 | 0                 | 17                    | 13                    | 76%                     | 0                 | 0        | 0        | 0                | 0     |
| 23 | Amir MURILLO        | 31               | 23               | 74%               | 0                | 1                 | 0                 | 19                    | 11                    | 58%                     | 5                 | 5        | 0        | 2                | 0     |
| 26 | Jorge GUTIERREZ     | 23               | 19               | 83%               | 0                | 0                 | 0                 | 5                     | 4                     | 80%                     | 1                 | 1        | 0        | 0                | 0     |
| 10 | Ismael DIAZ         | 7                | 5                | 71%               | 0                | 0                 | 0                 | 2                     | 2                     | 100%                    | 1                 | 1        | 0        | 4                | 0     |
| 15 | Eric DAVIS          | 4                | 3                | 75%               | 0                | 1                 | 0                 | 1                     | 0                     | 0%                      | 0                 | 0        | 0        | 1                | 0     |
| 17 | Jose FAJARDO        | 6                | 3                | 50%               | 0                | 0                 | 0                 | 1                     | 1                     | 100%                    | 0                 | 0        | 0        | 0                | 0     |
| 19 | Alberto QUINTERO    | 3                | 3                | 100%              | 0                | 1                 | 0                 | 1                     | 1                     | 100%                    | 0                 | 0        | 0        | 0                | 0     |
| 24 | Azarias LONDONO     | 7                | 7                | 100%              | 0                | 0                 | 0                 | 2                     | 1                     | 50%                     | 1                 | 1        | 0        | 1                | 0     |

# In Possession - Offers & Receptions



|    |                     |              | Offer movement types |            |           |           |           |             |                 |
|----|---------------------|--------------|----------------------|------------|-----------|-----------|-----------|-------------|-----------------|
| #  | Player              | Total Offers | In Front             | In Between | Out to In | In to Out | In Behind | No Movement | Offers Received |
| 22 | Orlando MOSQUERA    | 9            | 0                    | 0          | 0         | 0         | 0         | 9           | 4               |
| 3  | Jose CORDOBA        | 1            | 0                    | 0          | 0         | 0         | 0         | 1           | 0               |
| 4  | Fidel ESCOBAR       | 8            | 1                    | 1          | 0         | 0         | 2         | 4           | 3               |
| 6  | Cristian MARTINEZ   | 14           | 2                    | 3          | 0         | 2         | 4         | 3           | 6               |
| 7  | Jose Luis RODRIGUEZ | 13           | 0                    | 4          | 0         | 1         | 6         | 2           | 5               |
| 9  | Tomas RODRIGUEZ     | 16           | 0                    | 3          | 0         | 0         | 12        | 1           | 3               |
| 11 | Edgar Yoel BARCENAS | 28           | 8                    | 15         | 0         | 1         | 4         | 0           | 5               |
| 14 | Carlos HARVEY       | 23           | 7                    | 13         | 0         | 1         | 2         | 0           | 4               |
| 16 | Andres ANDRADE      | 11           | 2                    | 0          | 0         | 0         | 0         | 9           | 3               |
| 23 | Amir MURILLO        | 9            | 0                    | 1          | 0         | 1         | 2         | 5           | 5               |
| 26 | Jorge GUTIERREZ     | 16           | 3                    | 0          | 1         | 0         | 10        | 2           | 3               |
| 10 | Ismael DIAZ         | 10           | 0                    | 2          | 0         | 2         | 4         | 2           | 5               |
| 15 | Eric DAVIS          | 5            | 0                    | 0          | 0         | 1         | 1         | 3           | 2               |
| 17 | Jose FAJARDO        | 13           | 0                    | 1          | 0         | 1         | 11        | 0           | 2               |
| 19 | Alberto QUINTERO    | 5            | 1                    | 2          | 0         | 0         | 2         | 0           | 2               |
| 24 | Azarias LONDONO     | 10           | 0                    | 0          | 1         | 1         | 6         | 2           | 3               |

## In Possession - Distributions

| #  | Player           | Passes Attempted | Passes Completed | Pass Completion % | Switches of Play | Crosses Attempted | Crosses Completed | Line Breaks Attempted | Line Breaks Completed | Line Break Completion % | Ball Progressions | Take Ons | Step Ins | Attempts at Goal | Goals |
|----|------------------|------------------|------------------|-------------------|------------------|-------------------|-------------------|-----------------------|-----------------------|-------------------------|-------------------|----------|----------|------------------|-------|
| 1  | Jordan PICKFORD  | 31               | 24               | 77%               | 0                | 0                 | 0                 | 12                    | 6                     | 50%                     | 0                 | 0        | 0        | 0                | 0     |
| 2  | Ezri KONSA       | 72               | 71               | 99%               | 1                | 0                 | 0                 | 6                     | 6                     | 100%                    | 0                 | 0        | 0        | 0                | 0     |
| 3  | Nico OREILLY     | 55               | 49               | 89%               | 0                | 1                 | 1                 | 14                    | 13                    | 93%                     | 1                 | 1        | 0        | 1                | 0     |
| 6  | Marc GUEHI       | 79               | 77               | 97%               | 1                | 0                 | 0                 | 10                    | 10                    | 100%                    | 1                 | 0        | 1        | 0                | 0     |
| 7  | Bukayo SAKA      | 25               | 20               | 80%               | 0                | 8                 | 1                 | 6                     | 4                     | 67%                     | 4                 | 4        | 0        | 3                | 0     |
| 8  | Elliot ANDERSON  | 71               | 65               | 92%               | 2                | 3                 | 0                 | 24                    | 20                    | 83%                     | 1                 | 1        | 0        | 1                | 0     |
| 9  | Harry KANE       | 18               | 14               | 78%               | 0                | 1                 | 0                 | 7                     | 6                     | 86%                     | 1                 | 1        | 0        | 3                | 1     |
| 10 | Jude BELLINGHAM  | 40               | 34               | 85%               | 2                | 3                 | 1                 | 13                    | 10                    | 77%                     | 5                 | 4        | 1        | 2                | 1     |
| 11 | Marcus RASHFORD  | 42               | 35               | 83%               | 0                | 7                 | 1                 | 17                    | 10                    | 59%                     | 6                 | 5        | 1        | 5                | 0     |
| 17 | Morgan ROGERS    | 38               | 31               | 82%               | 0                | 1                 | 0                 | 8                     | 7                     | 88%                     | 1                 | 1        | 0        | 0                | 0     |
| 26 | Jarell QUANSAH   | 47               | 43               | 91%               | 1                | 0                 | 0                 | 14                    | 10                    | 71%                     | 0                 | 0        | 0        | 0                | 0     |
| 14 | Jordan HENDERSON | 13               | 12               | 92%               | 0                | 1                 | 0                 | 3                     | 3                     | 100%                    | 0                 | 0        | 0        | 0                | 0     |
| 19 | Ollie WATKINS    | 1                | 1                | 100%              | 0                | 1                 | 0                 | 1                     | 1                     | 100%                    | 1                 | 1        | 0        | 0                | 0     |
| 20 | Noni MADUEKE     | 5                | 2                | 40%               | 0                | 2                 | 1                 | 2                     | 1                     | 50%                     | 3                 | 3        | 0        | 1                | 0     |
| 21 | Eberechi EZE     | 9                | 7                | 78%               | 0                | 0                 | 0                 | 3                     | 2                     | 67%                     | 0                 | 0        | 0        | 1                | 0     |
| 25 | Djed SPENCE      | 16               | 15               | 94%               | 0                | 1                 | 0                 | 6                     | 5                     | 83%                     | 1                 | 1        | 0        | 0                | 0     |

# In Possession - Offers & Receptions

|    |                  |              | Offer movement types |            |           |           |           |             |                 |
|----|------------------|--------------|----------------------|------------|-----------|-----------|-----------|-------------|-----------------|
| #  | Player           | Total Offers | In Front             | In Between | Out to In | In to Out | In Behind | No Movement | Offers Received |
| 1  | Jordan PICKFORD  | 12           | 0                    | 0          | 0         | 0         | 0         | 12          | 5               |
| 2  | Ezri KONSA       | 40           | 2                    | 1          | 0         | 0         | 0         | 37          | 20              |
| 3  | Nico OREILLY     | 58           | 26                   | 6          | 3         | 0         | 13        | 10          | 24              |
| 6  | Marc GUEHI       | 28           | 6                    | 0          | 0         | 0         | 0         | 22          | 14              |
| 7  | Bukayo SAKA      | 22           | 4                    | 2          | 0         | 0         | 14        | 2           | 9               |
| 8  | Elliot ANDERSON  | 42           | 24                   | 1          | 0         | 1         | 0         | 16          | 21              |
| 9  | Harry KANE       | 19           | 6                    | 8          | 0         | 0         | 3         | 2           | 8               |
| 10 | Jude BELLINGHAM  | 79           | 23                   | 30         | 1         | 0         | 21        | 4           | 22              |
| 11 | Marcus RASHFORD  | 39           | 8                    | 2          | 1         | 0         | 21        | 7           | 18              |
| 17 | Morgan ROGERS    | 69           | 8                    | 24         | 2         | 2         | 32        | 1           | 21              |
| 26 | Jarell QUANSAH   | 6            | 2                    | 0          | 0         | 0         | 4         | 0           | 3               |
| 14 | Jordan HENDERSON | 22           | 12                   | 1          | 0         | 0         | 1         | 8           | 10              |
| 19 | Ollie WATKINS    | 5            | 0                    | 1          | 0         | 0         | 4         | 0           | 2               |
| 20 | Noni MADUEKE     | 17           | 0                    | 3          | 0         | 0         | 9         | 5           | 5               |
| 21 | Eberechi EZE     | 16           | 1                    | 9          | 1         | 1         | 2         | 2           | 5               |
| 25 | Djed SPENCE      | 7            | 2                    | 0          | 0         | 0         | 5         | 0           | 3               |

# INDIVIDUAL DATA OUT OF POSSESSION



Panama v England

# Out of Possession



| #  | Player              | Tackles Made / Won | Blocks | Interceptions | Pressing Direct | Pressing Indirect | Duels Won - Aerial | Duels Won - Physical | Possession Contests won | Clearances | Loose Ball Receptions | Pushing On | Pushing On into Pressing | Possession Regains | Possession Interrupted |
|----|---------------------|--------------------|--------|---------------|-----------------|-------------------|--------------------|----------------------|-------------------------|------------|-----------------------|------------|--------------------------|--------------------|------------------------|
| 22 | Orlando MOSQUERA    | 0 / 0              | 0      | 0             | 0               | 0                 | 0                  | 0                    | 0                       | 1          | 3                     | 0          | 0                        | 9                  | 1                      |
| 3  | Jose CORDOBA        | 3 / 1              | 2      | 1             | 5               | 1                 | 0                  | 0                    | 1                       | 6          | 5                     | 4          | 0                        | 3                  | 6                      |
| 4  | Fidel ESCOBAR       | 5 / 0              | 4      | 1             | 5               | 11                | 0                  | 0                    | 0                       | 8          | 1                     | 25         | 11                       | 5                  | 6                      |
| 6  | Cristian MARTINEZ   | 4 / 1              | 1      | 0             | 5               | 32                | 2                  | 0                    | 2                       | 1          | 8                     | 7          | 2                        | 1                  | 2                      |
| 7  | Jose Luis RODRIGUEZ | 6 / 2              | 0      | 0             | 4               | 30                | 1                  | 0                    | 1                       | 0          | 2                     | 19         | 15                       | 2                  | 0                      |
| 9  | Tomas RODRIGUEZ     | 0 / 0              | 1      | 0             | 3               | 22                | 1                  | 0                    | 1                       | 0          | 1                     | 18         | 14                       | 1                  | 1                      |
| 11 | Edgar Yoel BARCENAS | 4 / 0              | 2      | 0             | 2               | 18                | 0                  | 0                    | 0                       | 0          | 4                     | 25         | 6                        | 2                  | 2                      |
| 14 | Carlos HARVEY       | 3 / 1              | 1      | 1             | 6               | 13                | 3                  | 0                    | 3                       | 2          | 7                     | 26         | 6                        | 4                  | 1                      |
| 16 | Andres ANDRADE      | 5 / 2              | 7      | 3             | 9               | 9                 | 0                  | 0                    | 0                       | 4          | 3                     | 44         | 11                       | 10                 | 6                      |
| 23 | Amir MURILLO        | 2 / 0              | 1      | 0             | 3               | 30                | 2                  | 0                    | 2                       | 3          | 2                     | 33         | 22                       | 2                  | 1                      |
| 26 | Jorge GUTIERREZ     | 4 / 1              | 2      | 1             | 10              | 18                | 0                  | 0                    | 0                       | 2          | 5                     | 34         | 19                       | 4                  | 1                      |
| 10 | Ismael DIAZ         | 1 / 0              | 3      | 0             | 0               | 13                | 0                  | 0                    | 0                       | 0          | 4                     | 10         | 7                        | 2                  | 1                      |
| 15 | Eric DAVIS          | 0 / 0              | 1      | 0             | 0               | 0                 | 0                  | 0                    | 0                       | 1          | 1                     | 2          | 0                        | 2                  | 1                      |
| 17 | Jose FAJARDO        | 1 / 0              | 1      | 0             | 3               | 20                | 0                  | 0                    | 0                       | 0          | 3                     | 19         | 9                        | 0                  | 1                      |
| 19 | Alberto QUINTERO    | 0 / 0              | 0      | 0             | 0               | 1                 | 0                  | 0                    | 0                       | 0          | 0                     | 5          | 0                        | 0                  | 0                      |
| 24 | Azarias LONDONO     | 0 / 0              | 0      | 0             | 0               | 10                | 1                  | 0                    | 1                       | 0          | 2                     | 6          | 6                        | 1                  | 0                      |

## Out of Possession



| #  | Player           | Tackles Made / Won | Blocks | Interceptions | Pressing Direct | Pressing Indirect | Duels Won - Aerial | Duels Won - Physical | Possession Contests won | Clearances | Loose Ball Receptions | Pushing On | Pushing On into Pressing | Possession Regains | Possession Interrupted |
|----|------------------|--------------------|--------|---------------|-----------------|-------------------|--------------------|----------------------|-------------------------|------------|-----------------------|------------|--------------------------|--------------------|------------------------|
| 1  | Jordan PICKFORD  | 0 / 0              | 0      | 0             | 0               | 0                 | 0                  | 0                    | 0                       | 2          | 5                     | 0          | 0                        | 2                  | 1                      |
| 2  | Ezri KONSA       | 1 / 1              | 3      | 1             | 4               | 4                 | 4                  | 2                    | 6                       | 3          | 5                     | 15         | 5                        | 8                  | 2                      |
| 3  | Nico OREILLY     | 6 / 1              | 2      | 0             | 8               | 19                | 2                  | 0                    | 2                       | 4          | 9                     | 27         | 18                       | 4                  | 1                      |
| 6  | Marc GUEHI       | 0 / 0              | 5      | 3             | 1               | 8                 | 2                  | 0                    | 2                       | 3          | 7                     | 16         | 1                        | 8                  | 3                      |
| 7  | Bukayo SAKA      | 2 / 1              | 2      | 0             | 2               | 8                 | 0                  | 0                    | 0                       | 0          | 5                     | 8          | 5                        | 2                  | 1                      |
| 8  | Elliot ANDERSON  | 4 / 1              | 3      | 1             | 7               | 21                | 2                  | 0                    | 3                       | 2          | 11                    | 35         | 12                       | 5                  | 4                      |
| 9  | Harry KANE       | 0 / 0              | 1      | 0             | 1               | 42                | 1                  | 0                    | 1                       | 0          | 1                     | 17         | 14                       | 1                  | 1                      |
| 10 | Jude BELLINGHAM  | 4 / 2              | 2      | 1             | 6               | 8                 | 1                  | 0                    | 2                       | 0          | 5                     | 11         | 2                        | 3                  | 0                      |
| 11 | Marcus RASHFORD  | 1 / 0              | 0      | 0             | 1               | 18                | 0                  | 0                    | 0                       | 0          | 2                     | 9          | 5                        | 0                  | 0                      |
| 17 | Morgan ROGERS    | 4 / 2              | 2      | 0             | 9               | 34                | 3                  | 0                    | 3                       | 1          | 2                     | 28         | 23                       | 4                  | 1                      |
| 26 | Jarell QUANSAH   | 2 / 0              | 1      | 2             | 4               | 4                 | 5                  | 0                    | 5                       | 2          | 4                     | 8          | 2                        | 5                  | 2                      |
| 14 | Jordan HENDERSON | 1 / 1              | 0      | 0             | 0               | 4                 | 1                  | 0                    | 1                       | 1          | 1                     | 5          | 0                        | 1                  | 0                      |
| 19 | Ollie WATKINS    | 0 / 0              | 1      | 0             | 1               | 3                 | 0                  | 0                    | 0                       | 0          | 0                     | 2          | 1                        | 0                  | 1                      |
| 20 | Noni MADUEKE     | 0 / 0              | 2      | 0             | 1               | 5                 | 1                  | 0                    | 1                       | 1          | 2                     | 6          | 3                        | 0                  | 0                      |
| 21 | Eberechi EZE     | 0 / 0              | 0      | 0             | 0               | 3                 | 0                  | 0                    | 0                       | 0          | 0                     | 5          | 2                        | 0                  | 0                      |
| 25 | Djed SPENCE      | 1 / 1              | 0      | 0             | 1               | 1                 | 0                  | 0                    | 0                       | 2          | 2                     | 3          | 0                        | 2                  | 1                      |

# INDIVIDUAL DATA PHYSICAL



Panama v England

## Physical Data



| #  | Player              | Total Distance (m) | Zone 1: 0-7 km/h (m) | Zone 2: 7-15 km/h (m) | Zone 3: 15-20 km/h (m) | Zone 4: 20-25 km/h (m) | Zone 5: 25+ km/h (m) | High Speed Runs (Zone 3) | Sprints (Zone 4 & 5) | Top Speed (km/h) |
|----|---------------------|--------------------|----------------------|-----------------------|------------------------|------------------------|----------------------|--------------------------|----------------------|------------------|
| 22 | Orlando MOSQUERA    | 5083.1             | 3855.3               | 1059.7                | 113.8                  | 54.3                   | 0                    | 10.0                     | 5.0                  | 24.3             |
| 3  | Jose CORDOBA        | 10247.8            | 3621.4               | 4560.4                | 1291.7                 | 579.3                  | 194.9                | 118.0                    | 45.0                 | 32.0             |
| 4  | Fidel ESCOBAR       | 9537.0             | 3993.8               | 3795.1                | 1097.1                 | 523.6                  | 127.4                | 106.0                    | 45.0                 | 30.2             |
| 6  | Cristian MARTINEZ   | 10868.5            | 3759.8               | 5040.0                | 1287.9                 | 620.6                  | 160.3                | 107.0                    | 52.0                 | 31.9             |
| 7  | Jose Luis RODRIGUEZ | 7546.6             | 2854.5               | 2990.3                | 1094.7                 | 396.4                  | 210.7                | 93.0                     | 31.0                 | 30.9             |
| 9  | Tomas RODRIGUEZ     | 5524.7             | 1833.8               | 2495.5                | 718.7                  | 344.1                  | 132.6                | 66.0                     | 29.0                 | 31.4             |
| 11 | Edgar Yoel BARCENAS | 8113.8             | 2624.2               | 3833.4                | 1208.4                 | 288.4                  | 159.4                | 106.0                    | 21.0                 | 31.4             |
| 14 | Carlos HARVEY       | 10151.9            | 3079.2               | 4902.2                | 1447.9                 | 527.2                  | 195.3                | 124.0                    | 40.0                 | 32.8             |
| 16 | Andres ANDRADE      | 10121.8            | 3782.4               | 4414.6                | 1242.1                 | 423.7                  | 259.1                | 108.0                    | 41.0                 | 33.2             |
| 23 | Amir MURILLO        | 10327.9            | 4046.8               | 4204.1                | 1137.2                 | 675.8                  | 264.0                | 99.0                     | 51.0                 | 32.9             |
| 26 | Jorge GUTIERREZ     | 9490.2             | 3697.7               | 3724.0                | 1275.6                 | 600.0                  | 192.9                | 117.0                    | 43.0                 | 30.2             |
| 10 | Ismael DIAZ         | 3175.8             | 1002.4               | 1350.9                | 534.9                  | 211.7                  | 76.0                 | 48.0                     | 18.0                 | 31.8             |
| 15 | Eric DAVIS          | 1204.4             | 284.2                | 406.4                 | 281.0                  | 188.4                  | 44.4                 | 18.0                     | 14.0                 | 26.9             |
| 17 | Jose FAJARDO        | 5571.1             | 1802.7               | 2292.1                | 916.9                  | 416.7                  | 142.8                | 73.0                     | 33.0                 | 30.1             |
| 19 | Alberto QUINTERO    | 1246.3             | 280.8                | 546.6                 | 233.2                  | 116.1                  | 69.6                 | 17.0                     | 8.0                  | 29.5             |
| 24 | Azarias LONDONO     | 3056.4             | 978.3                | 1419.3                | 408.3                  | 203.9                  | 46.6                 | 34.0                     | 16.0                 | 32.7             |

## Physical Data



| #  | Player           | Total Distance (m) | Zone 1: 0-7 km/h (m) | Zone 2: 7-15 km/h (m) | Zone 3: 15-20 km/h (m) | Zone 4: 20-25 km/h (m) | Zone 5: 25+ km/h (m) | High Speed Runs (Zone 3) | Sprints (Zone 4 & 5) | Top Speed (km/h) |
|----|------------------|--------------------|----------------------|-----------------------|------------------------|------------------------|----------------------|--------------------------|----------------------|------------------|
| 1  | Jordan PICKFORD  | 5852.4             | 4024.3               | 1674.1                | 145.7                  | 8.4                    | 0                    | 18.0                     | 0                    | 21.3             |
| 2  | Ezri KONSA       | 10105.5            | 4403.8               | 3672.1                | 1278.2                 | 498.0                  | 253.4                | 107.0                    | 36.0                 | 32.2             |
| 3  | Nico OREILLY     | 11136.0            | 4195.3               | 4265.6                | 1528.5                 | 827.7                  | 318.8                | 135.0                    | 66.0                 | 32.9             |
| 6  | Marc GUEHI       | 10384.8            | 3748.5               | 4367.9                | 1416.0                 | 667.6                  | 184.7                | 133.0                    | 47.0                 | 32.9             |
| 7  | Bukayo SAKA      | 7009.1             | 2678.0               | 2609.0                | 1027.2                 | 447.4                  | 247.5                | 90.0                     | 38.0                 | 31.5             |
| 8  | Elliot ANDERSON  | 10183.8            | 3105.1               | 4618.8                | 1726.2                 | 610.5                  | 123.2                | 142.0                    | 43.0                 | 29.9             |
| 9  | Harry KANE       | 10175.7            | 3410.9               | 4239.3                | 1517.0                 | 767.8                  | 240.7                | 128.0                    | 49.0                 | 29.1             |
| 10 | Jude BELLINGHAM  | 7884.7             | 3161.2               | 2469.5                | 1343.8                 | 689.1                  | 221.2                | 98.0                     | 51.0                 | 31.5             |
| 11 | Marcus RASHFORD  | 10719.3            | 3982.4               | 4436.4                | 1202.4                 | 628.1                  | 470.1                | 99.0                     | 55.0                 | 33.5             |
| 17 | Morgan ROGERS    | 11737.8            | 3754.6               | 4772.4                | 1864.9                 | 980.2                  | 365.6                | 147.0                    | 81.0                 | 33.4             |
| 26 | Jarell QUANSAH   | 6593.2             | 2433.0               | 2769.9                | 777.5                  | 439.5                  | 173.4                | 78.0                     | 34.0                 | 33.3             |
| 14 | Jordan HENDERSON | 1790.7             | 396.4                | 693.3                 | 579.4                  | 108.2                  | 13.4                 | 35.0                     | 6.0                  | 28.3             |
| 19 | Ollie WATKINS    | 1546.8             | 473.4                | 624.0                 | 266.5                  | 87.5                   | 95.5                 | 26.0                     | 9.0                  | 30.8             |
| 20 | Noni MADUEKE     | 3449.0             | 1354.9               | 1192.5                | 360.5                  | 289.9                  | 251.3                | 30.0                     | 25.0                 | 34.3             |
| 21 | Eberechi EZE     | 3121.8             | 886.9                | 1399.1                | 507.9                  | 270.7                  | 57.1                 | 44.0                     | 16.0                 | 31.9             |
| 25 | Djed SPENCE      | 3514.8             | 1378.0               | 1371.6                | 379.4                  | 232.0                  | 153.7                | 32.0                     | 20.0                 | 33.6             |



TM