



New Zealand 1 - 5 Belgium

Group G - Match 64

26 June 2026

20:00 Kick Off

BC Place Vancouver

POST MATCH SUMMARY REPORT

Match Summary - Teams



New Zealand

1 — **5**



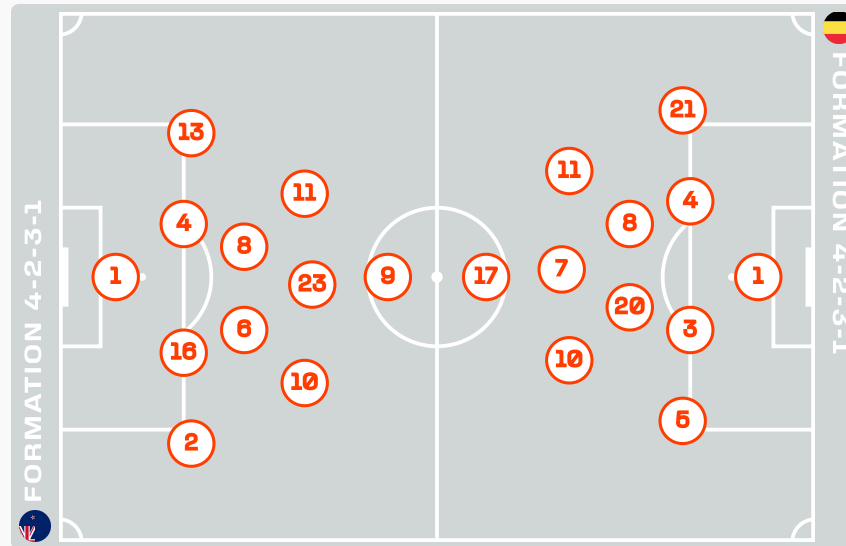
Belgium

STARTING

- 1 GK Max CROCOMBE
- 2 DF Tim PAYNE ↓ 64'
- 4 DF Tyler BINDON
- 6 MF Joe BELL ↓ 64'
- 8 MF Marko STAMENIC 46'
- 9 FW Chris WOOD
- 10 MF Sarpreet SINGH ↓ 45'
- 11 MF Elijah JUST 56' 84'
- 13 DF Liberato GACACE ↓ 79'
- 16 DF Finn SURMAN
- 23 MF Ryan THOMAS ↓ 45'

SUBSTITUTES

- 12 GK Alex PAULSEN
- 22 GK Michael WOULD
- 3 DF Francis DE VRIES ↑ 79'
- 5 DF Michael BOXALL ↑ 64'
- 7 FW Logan ROGERSON
- 14 MF Alex RUFER
- 15 DF Nando PIJNAKER
- 17 FW Kosta BARBAROUSES
- 18 FW Ben WAINE
- 19 MF Ben OLD ↑ 45'
- 20 MF Callum McCOWATT ↑ 64'
- 21 FW Jesse RANDALL ↑ 45'
- 24 DF Callan ELLIOT
- 25 MF Lachlan BAYLISS
- 26 DF Tommy SMITH



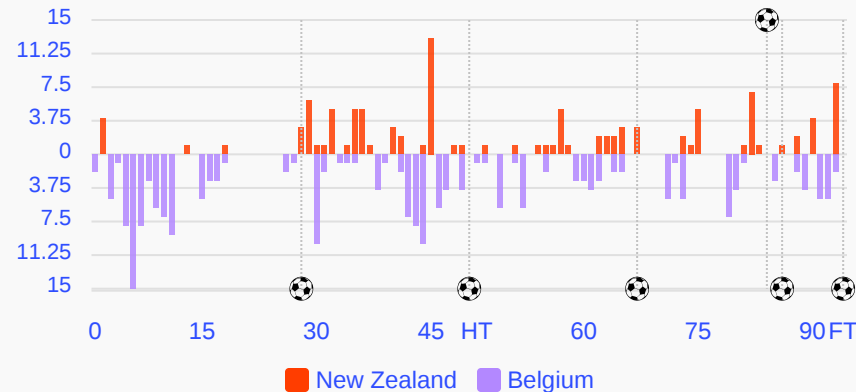
STARTING

- Thibaut COURTOIS GK 1
- Arthur THEATE DF 3
- Brandon MECHELE DF 4
- Maxim DE CUYPER DF 5
- ↓ 72' 67' Kevin DE BRUYNE MF 7
- ↓ 85' Youri TIELEMANS MF 8
- ↓ 72' 50' 28' Leandro TROSSARD FW 10
- ↓ 56' Jeremy DOKU FW 11
- ↓ 85' Charles DE KETELAERE FW 17
- Hans VANAKEN MF 20
- Timothy CASTAGNE DF 21

SUBSTITUTES

- Senne LAMMENS GK 12
- Mike PENDERS GK 13
- Zeno DEBAST DF 2
- Axel WITSEL MF 6
- 86' ↑ 85' Romelu LUKAKU FW 9
- Dodi LUKEBAKIO FW 14
- Thomas MEUNIER DF 15
- Koni DE WINTER DF 16
- Joaquin SEYS DF 18
- Diego MOREIRA MF 19
- 90+4' ↑ 72' Alexis SAELEMAEKERS MF 22
- ↑ 85' Nicolas RASKIN MF 23
- ↑ 72' Amadou ONANA MF 24
- ↑ 56' Matias FERNANDEZ-PARDO FW 26

Distribution in the Final Third



Match Summary - Key Statistics



New Zealand

1 — **5**

Belgium



Possession

Total



Total

1

Goals

5

0.3

xG (Expected Goals)

3.99

6 (2)

Attempts at Goal (On Target)

35 (10)

450 (379)

Total Passes (Complete)

530 (475)

84 %

Pass Completion %

90 %

82

Completed Line Breaks

118

5

Defensive Line Breaks

18

77

Receptions in the Final Third

203

13

Crosses

25

17

Ball Progressions

38

321 (51)

Defensive Pressures Applied (Direct Pressures)

249 (32)

32

Forced Turnovers

44

50

Second Balls

82

1176 km

Total Distance Covered

119.8 km

6.9 km

Zone 4 - Low Speed Sprinting: 20-25 km/h

6.9 km



New Zealand

Phases of Play

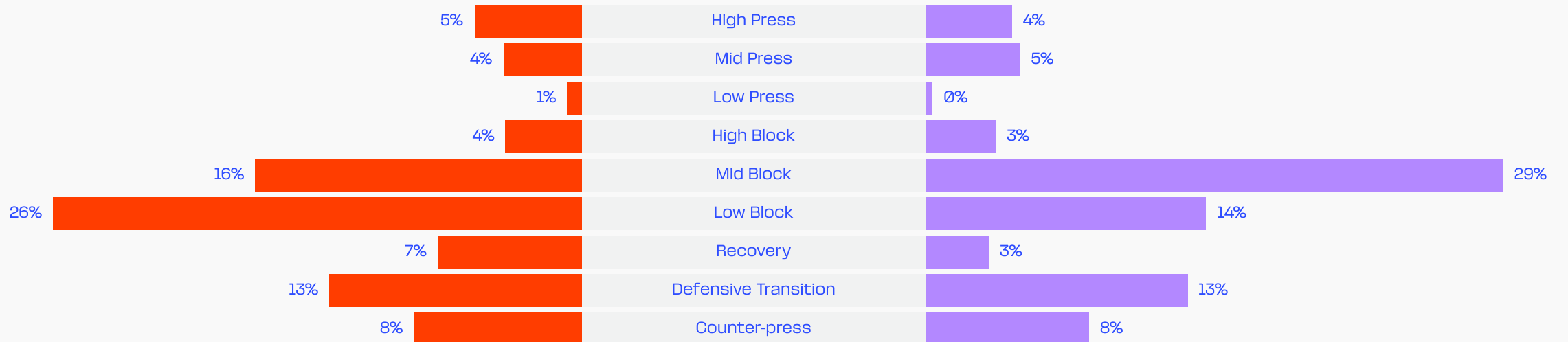
Belgium



IN POSSESSION



OUT OF POSSESSION

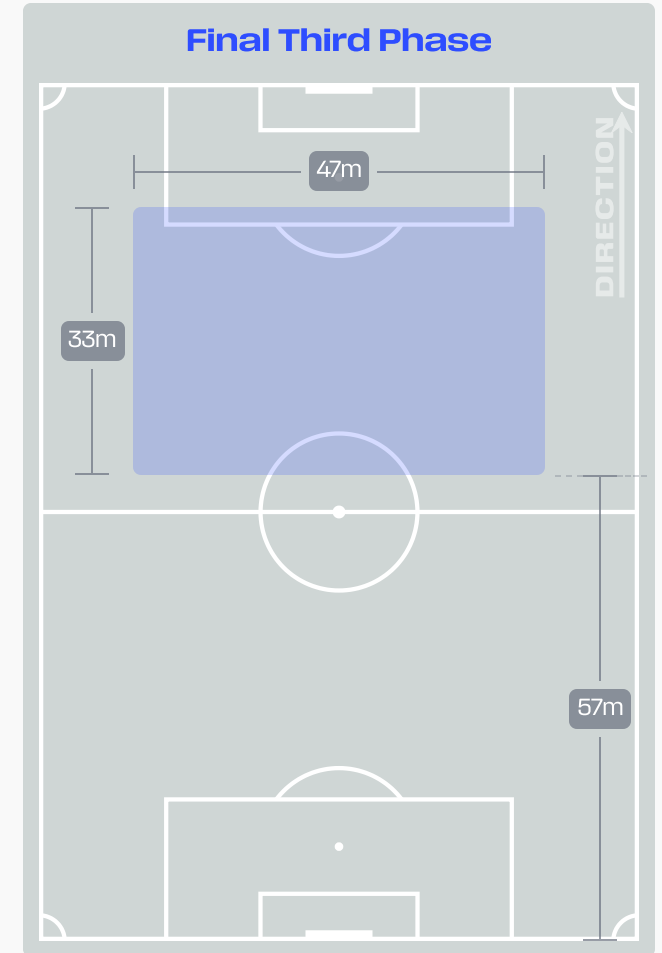
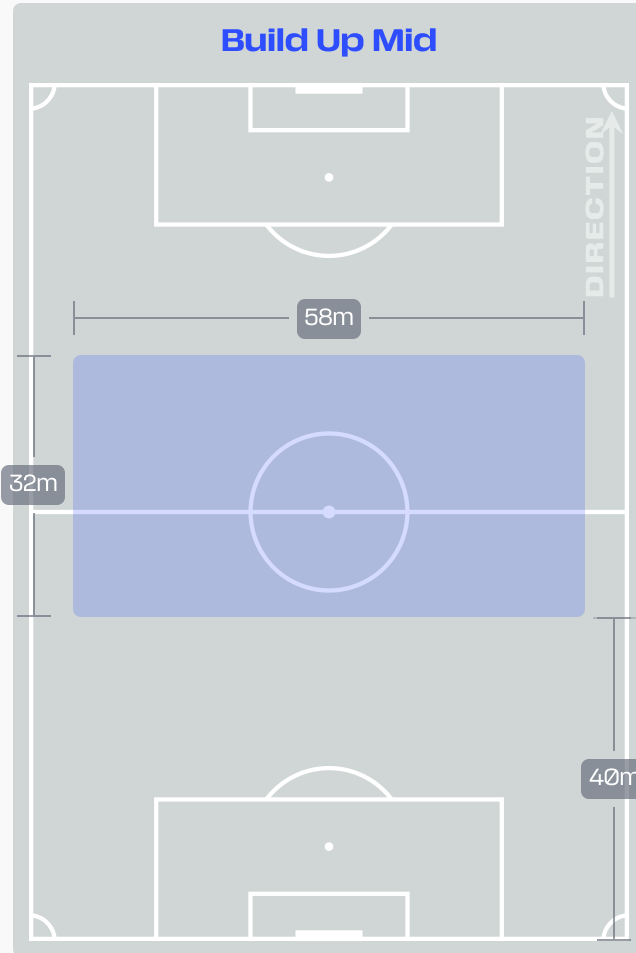
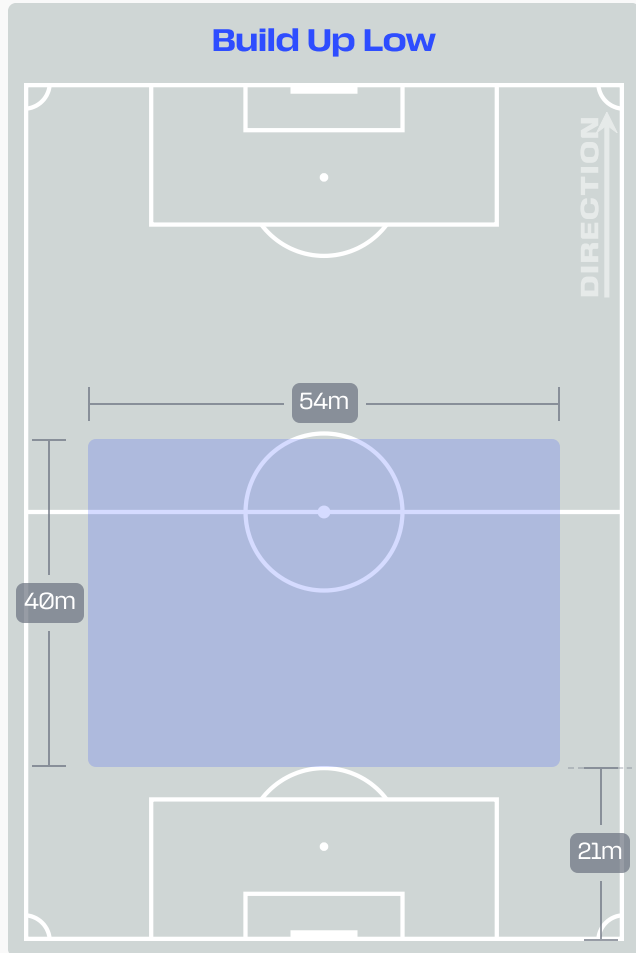


IN POSSESSION

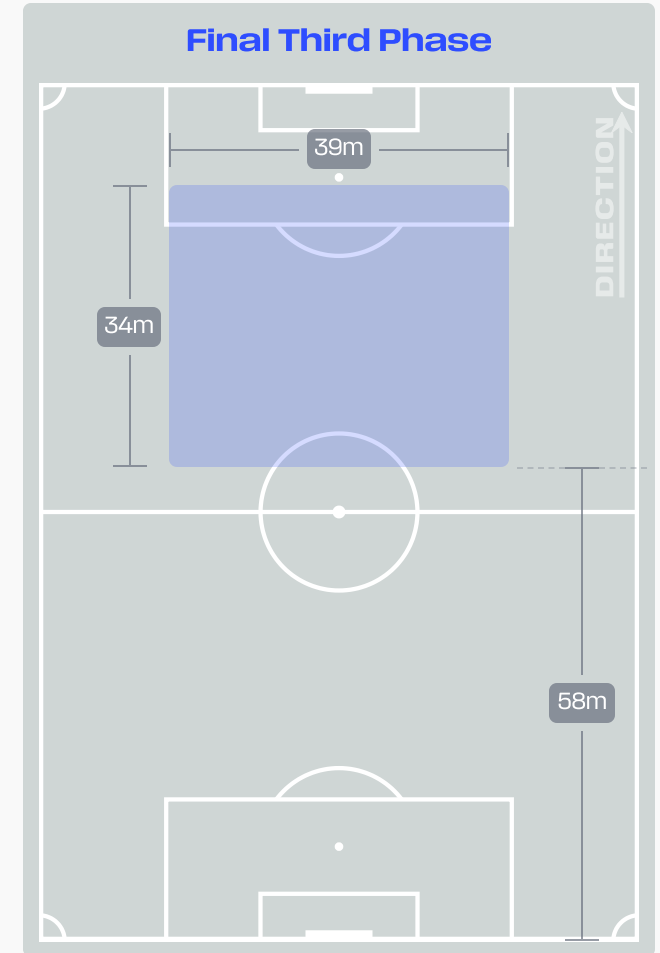
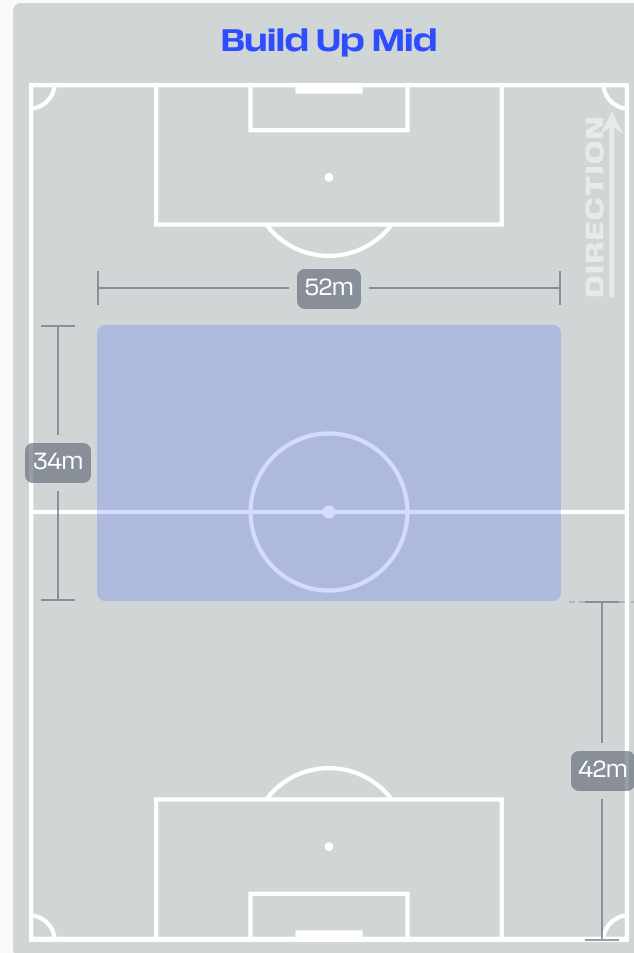
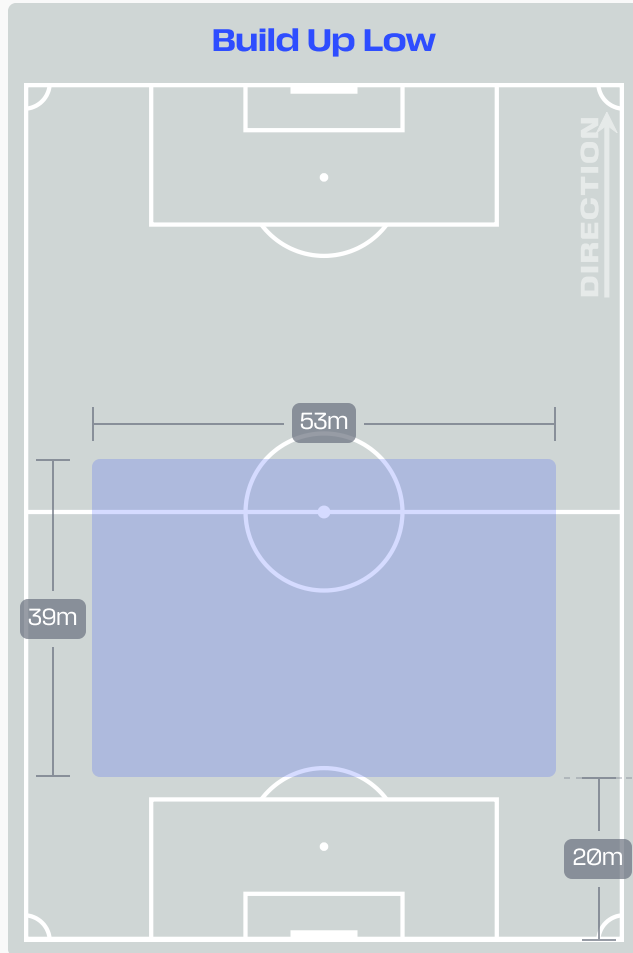


New Zealand v Belgium

In Possession Line Height & Team Length



In Possession Line Height & Team Length



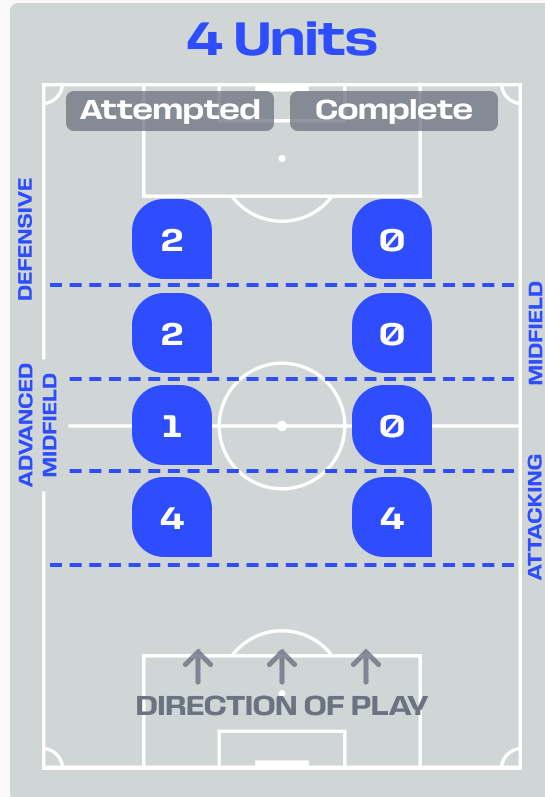
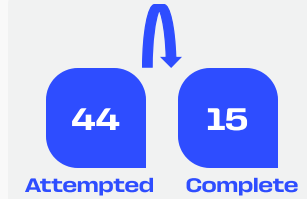
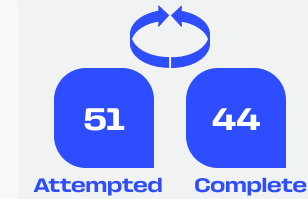
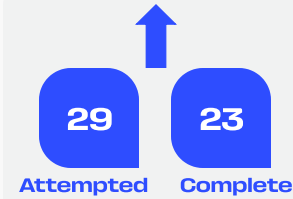
Line Breaks



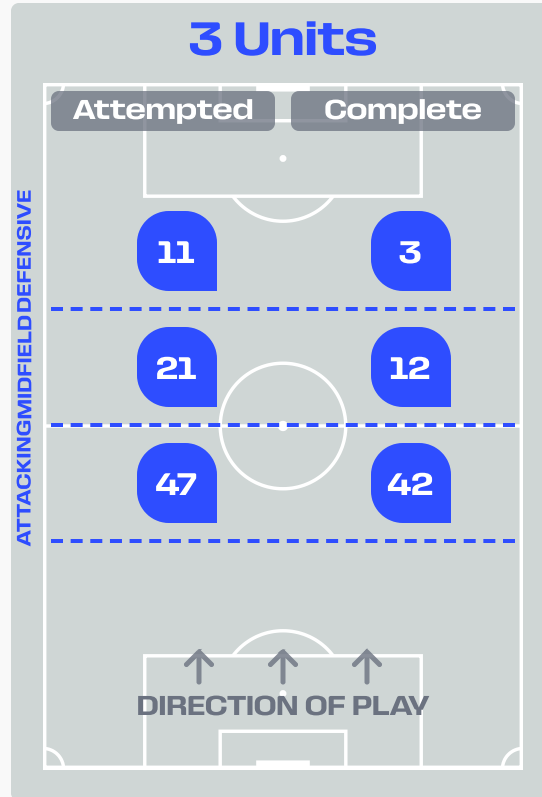
New Zealand

Attempted Line Breaks

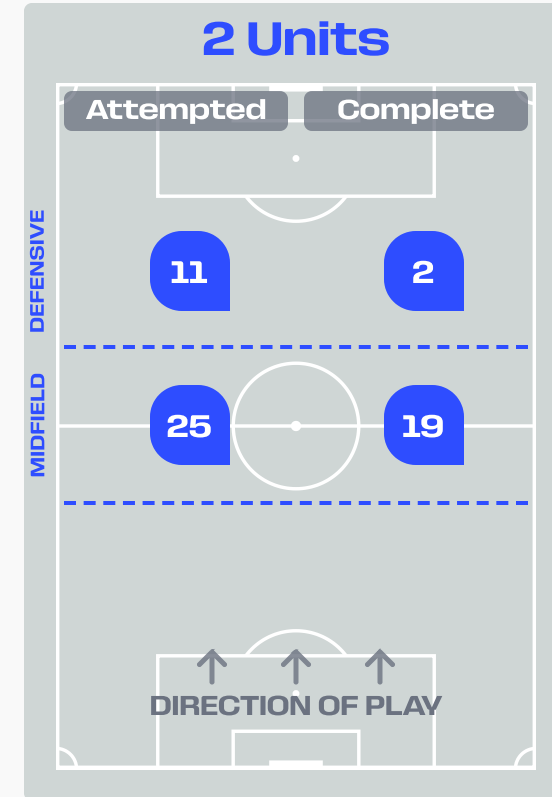
124



Attempted Line Breaks	9
Inside Shape	7
Outside Shape	2



Attempted Line Breaks	79
Inside Shape	43
Outside Shape	36



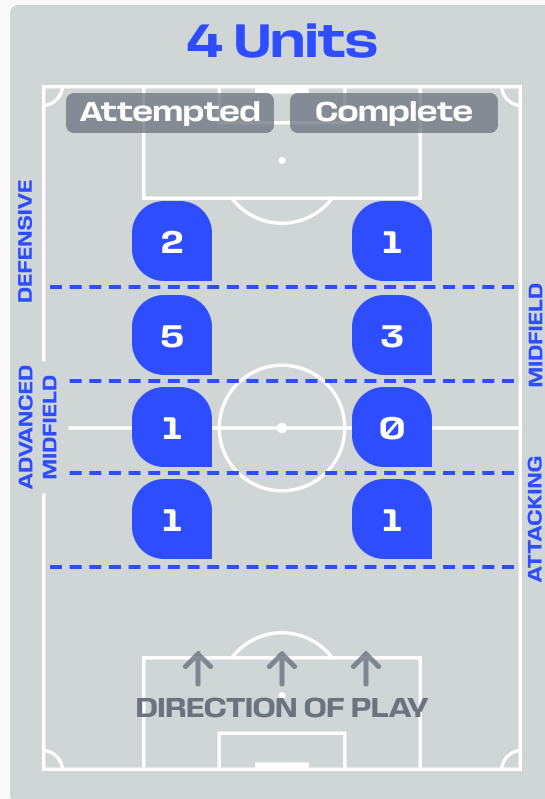
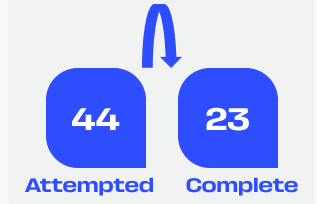
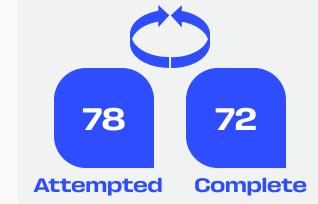
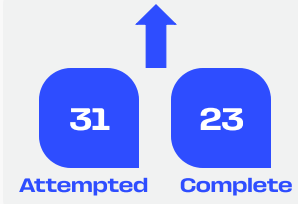
Attempted Line Breaks	36
Inside Shape	22
Outside Shape	14

Line Breaks

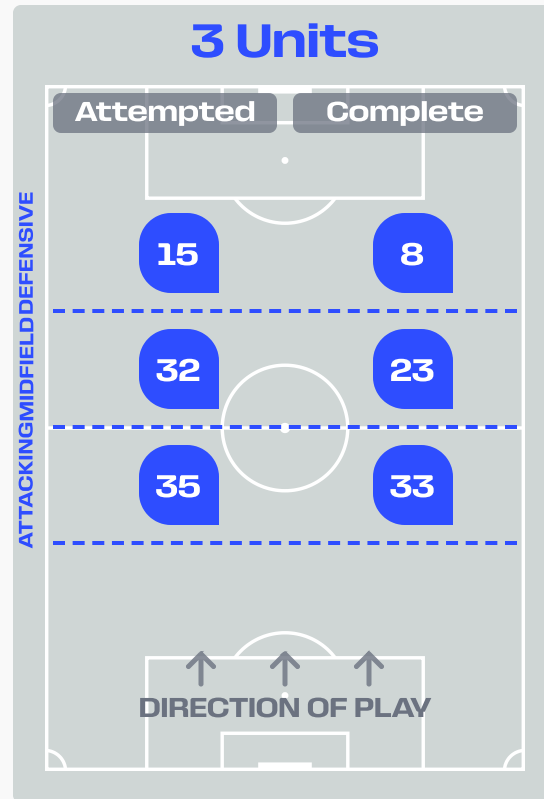


Attempted Line Breaks

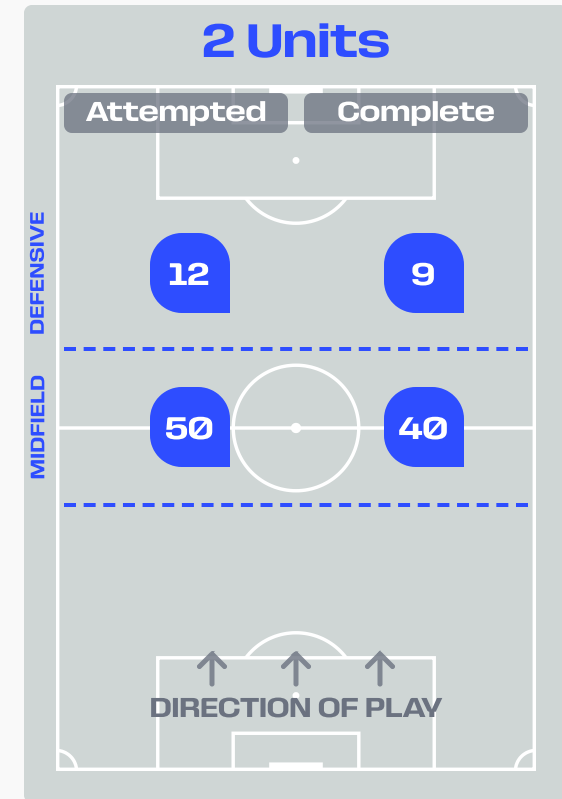
153



Attempted Line Breaks	9
Inside Shape	5
Outside Shape	4



Attempted Line Breaks	82
Inside Shape	44
Outside Shape	38



Attempted Line Breaks	62
Inside Shape	23
Outside Shape	39

Line Breaks



					4 Units				3 Units			2 Units		Direction			Distribution Type		
#	Player	Line Breaks Attempted	Line Breaks Completed	Line Break Completion %	Attacking Line	Attacking Midfield Line	Midfield Line	Defensive Line	Attacking Line	Midfield Line	Defensive Line	Midfield Line	Defensive Line	Through	Around	Over	Pass	Cross	Ball Progression
1	Max CROCOMBE	11	6	55%	1	0	0	1	2	6	0	1	0	0	2	9	11	0	0
2	Tim PAYNE	12	6	50%	0	0	0	1	3	3	0	4	1	2	2	8	11	1	0
4	Tyler BINDON	20	11	55%	2	0	0	0	9	2	2	2	3	4	11	5	20	0	0
6	Joe BELL	4	3	75%	0	0	1	0	2	1	0	0	0	2	1	1	4	0	0
8	Marko STAMENIC	17	14	82%	0	0	0	0	6	2	2	5	2	6	5	6	16	1	0
9	Chris WOOD	2	1	50%	0	0	0	0	0	0	1	0	1	1	0	1	2	0	0
10	Sarpreet SINGH	3	1	33%	0	0	0	0	0	0	1	1	1	1	0	2	3	0	0
11	Elijah JUST	15	11	73%	0	0	0	0	3	3	2	7	0	8	5	2	14	0	1
13	Liberato CACACE	10	7	70%	0	0	0	0	3	2	3	2	0	1	3	6	9	1	0
16	Finn SURMAN	12	11	92%	1	0	0	0	11	0	0	0	0	2	10	0	12	0	0
23	Ryan THOMAS	3	1	33%	0	1	0	0	1	0	0	0	1	0	3	0	3	0	0
3	Francis DE VRIES	4	2	50%	0	0	0	0	1	2	0	1	0	1	1	2	4	0	0
5	Michael BOXALL	3	3	100%	0	0	0	0	3	0	0	0	0	0	3	0	3	0	0
19	Ben OLD	2	1	50%	0	0	1	0	0	0	0	1	0	0	2	0	2	0	0
20	Callum McCOWATT	4	3	75%	0	0	0	0	2	0	0	1	1	1	1	2	4	0	0
21	Jesse RANDALL	2	1	50%	0	0	0	0	1	0	0	0	1	0	2	0	1	1	0

Line Breaks



					4 Units				3 Units			2 Units		Direction			Distribution Type		
#	Player	Line Breaks Attempted	Line Breaks Completed	Line Break Completion %	Attacking Line	Attacking Midfield Line	Midfield Line	Defensive Line	Attacking Line	Midfield Line	Defensive Line	Midfield Line	Defensive Line	Through	Around	Over	Pass	Cross	Ball Progression
1	Thibaut COURTOIS	15	9	60%	0	0	3	0	3	6	1	2	0	0	2	13	15	0	0
3	Arthur THEATE	9	5	56%	0	0	0	0	4	4	0	1	0	0	6	3	9	0	0
4	Brandon MECHELE	22	20	91%	0	0	0	0	10	6	2	4	0	1	15	6	20	0	2
5	Maxim DE CUYPER	12	10	83%	0	0	0	1	2	0	2	7	0	2	8	2	11	0	1
7	Kevin DE BRUYNE	18	13	72%	0	0	0	0	1	3	3	10	1	8	5	5	17	0	1
8	Youri TIELEMANS	15	13	87%	0	0	0	0	6	2	0	6	1	5	10	0	14	0	1
10	Leandro TROSSARD	5	3	60%	0	0	0	0	0	0	3	2	0	2	1	2	5	0	0
11	Jeremy DOKU	11	7	64%	0	0	0	0	0	1	2	3	5	2	9	0	7	0	4
17	Charles DE KETELAERE	7	4	57%	0	0	0	1	1	1	2	0	2	3	2	2	7	0	0
20	Hans VANAKEN	10	10	100%	0	0	0	0	4	3	0	3	0	4	5	1	9	0	1
21	Timothy CASTAGNE	19	16	84%	1	0	2	0	4	6	0	6	0	2	9	8	19	0	0
9	Romelu LUKAKU	0	0	0%	0	0	0	0	0	0	0	0	0	0	0	0	0	0	0
22	Alexis SAELEMAEKERS	3	3	100%	0	0	0	0	0	0	0	3	0	2	1	0	2	0	1
23	Nicolas RASKIN	2	2	100%	0	0	0	0	0	0	0	2	0	0	2	0	2	0	0
24	Amadou ONANA	2	1	50%	0	1	0	0	0	0	0	1	0	0	2	0	2	0	0
26	Matias FERNANDEZ-PARDO	3	2	67%	0	0	0	0	0	0	0	0	3	0	1	2	2	1	0

Passing Networks



#	Passes From ↓ to →	Max CROCOMBE	Tim PAYNE	Tyler BINDON	Joe BELL	Marko STAMENIC	Chris WOOD	Sarpreet SINGH	Elijah JUST	Liberato CACACE	Finn SURMAN	Ryan THOMAS	Francis DE VRIES	Michael BOXALL	Ben OLD	Callum McCOWATT	Jesse RANDALL
1	Max CROCOMBE		1	5	2	4	3	1	1	1	3	0	0	4	0	0	0
2	Tim PAYNE	0		2	3	1	0	3	1	0	6	1	0	0	0	0	1
4	Tyler BINDON	4	0		1	9	0	0	1	9	6	0	0	1	4	5	2
6	Joe BELL	2	4	4		8	0	2	1	4	5	1	0	0	0	0	0
8	Marko STAMENIC	2	1	11	5		0	1	9	7	11	2	0	1	1	5	2
9	Chris WOOD	0	0	0	1	1		0	2	0	0	1	0	0	0	3	0
10	Sarpreet SINGH	0	2	0	2	3	0		1	2	0	0	0	0	0	0	0
11	Elijah JUST	0	2	2	2	6	2	3		2	3	4	1	1	3	3	1
13	Liberato CACACE	0	0	4	3	5	0	0	5		1	4	0	1	1	1	1
16	Finn SURMAN	3	7	11	5	7	0	1	3	0		1	0	2	2	2	0
23	Ryan THOMAS	0	2	0	2	1	0	1	3	1	0		0	0	0	0	0
3	Francis DE VRIES	0	0	0	0	1	0	0	0	0	0	0		0	0	0	2
5	Michael BOXALL	1	0	0	0	5	0	0	1	2	2	0	2		0	0	2
19	Ben OLD	0	0	2	0	1	1	0	3	0	1	0	0	0		2	0
20	Callum McCOWATT	0	0	3	0	4	2	0	4	0	5	0	0	2	2		0
21	Jesse RANDALL	0	0	0	0	2	0	0	1	2	0	0	3	1	0	1	

Top 5 Player to Player Passers		
Player	Passed To	% of Total Team Passes
Marko STAMENIC	Finn SURMAN	3%
Marko STAMENIC	Tyler BINDON	3%
Finn SURMAN	Tyler BINDON	3%
Tyler BINDON	Liberato CACACE	2.4%
Tyler BINDON	Marko STAMENIC	2.4%

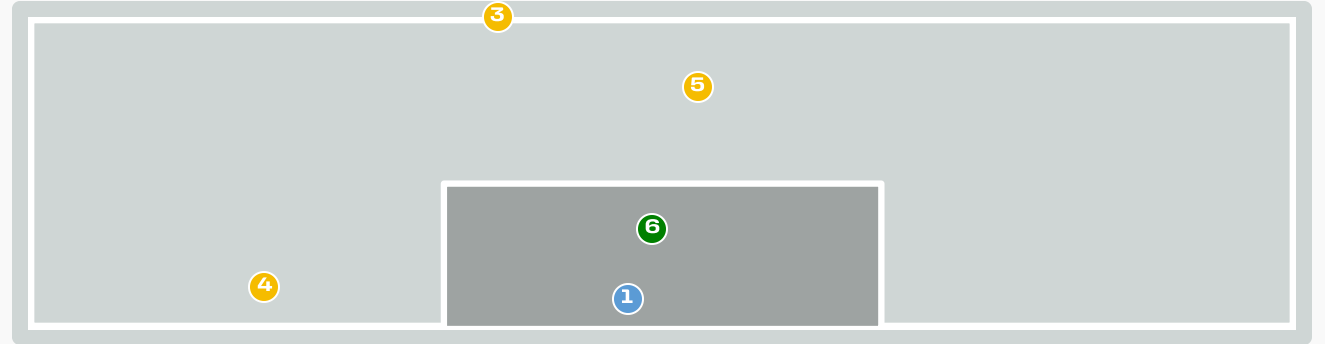
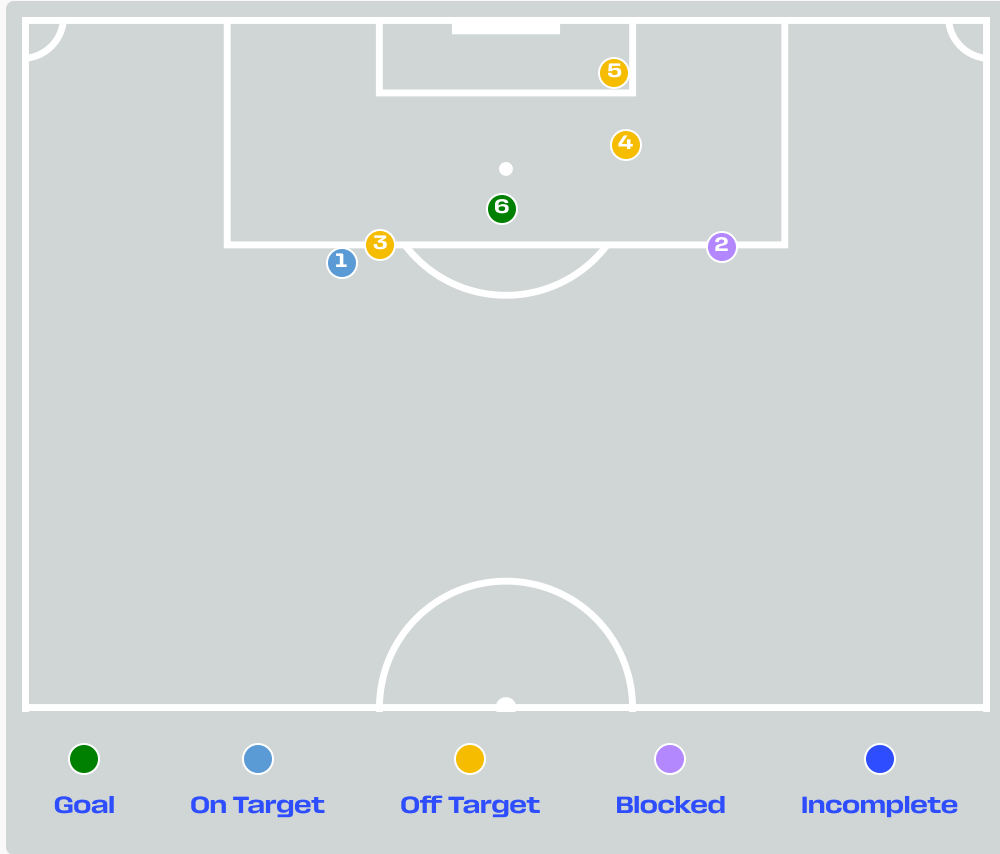
Passing Networks



#	Passes From ↓ to →	Thibaut COURTOIS	Arthur THEATE	Brandon MECHELE	Maxim DE CUYPER	Kevin DE BRUYNE	Youri TIELEMANS	Leandro TROSSARD	Jeremy DOKU	Charles DE KETELAERE	Hans VANAKEN	Timothy CASTAGNE	Romelu LUKAKU	Alexis SAELEMAEKERS	Nicolas RASKIN	Amadou ONANA	Matias FERNANDEZ-PARDO
1	Thibaut COURTOIS		7	7	3	0	1	1	0	2	2	1	1	0	0	0	0
3	Arthur THEATE	11		13	5	2	3	1	2	0	1	1	0	0	0	0	1
4	Brandon MECHELE	9	3		6	2	3	5	1	5	2	16	0	2	0	1	0
5	Maxim DE CUYPER	3	12	1		7	4	3	7	3	5	2	0	2	0	0	2
7	Kevin DE BRUYNE	0	3	6	5		2	5	5	4	6	2	0	0	0	0	2
8	Youri TIELEMANS	2	5	5	5	10		7	1	6	5	1	0	2	0	2	0
10	Leandro TROSSARD	0	2	2	3	5	2		1	4	4	3	0	0	0	0	1
11	Jeremy DOKU	0	1	0	4	4	1	0		0	3	3	0	0	0	0	0
17	Charles DE KETELAERE	0	1	0	1	1	8	2	3		2	2	0	2	0	0	3
20	Hans VANAKEN	1	3	4	8	6	10	4	0	3		5	1	3	0	1	0
21	Timothy CASTAGNE	2	2	7	1	3	8	4	2	4	4		0	2	1	2	0
9	Romelu LUKAKU	0	0	0	0	0	0	0	0	0	2	0		2	0	0	0
22	Alexis SAELEMAEKERS	0	0	1	0	0	1	0	0	0	1	1	1		4	3	1
23	Nicolas RASKIN	0	0	1	2	0	0	0	0	0	1	0	0	0		0	1
24	Amadou ONANA	0	1	3	0	0	1	0	0	0	1	2	0	0	0		0
26	Matias FERNANDEZ-PARDO	0	0	0	3	2	0	0	0	0	1	1	0	2	0	0	

Top 5 Player to Player Passers		
Player	Passed To	% of Total Team Passes
Brandon MECHELE	Timothy CASTAGNE	3.5%
Arthur THEATE	Brandon MECHELE	2.8%
Maxim DE CUYPER	Arthur THEATE	2.6%
Arthur THEATE	Thibaut COURTOIS	2.4%
Youri TIELEMANS	Kevin DE BRUYNE	2.2%

Attempts at Goal



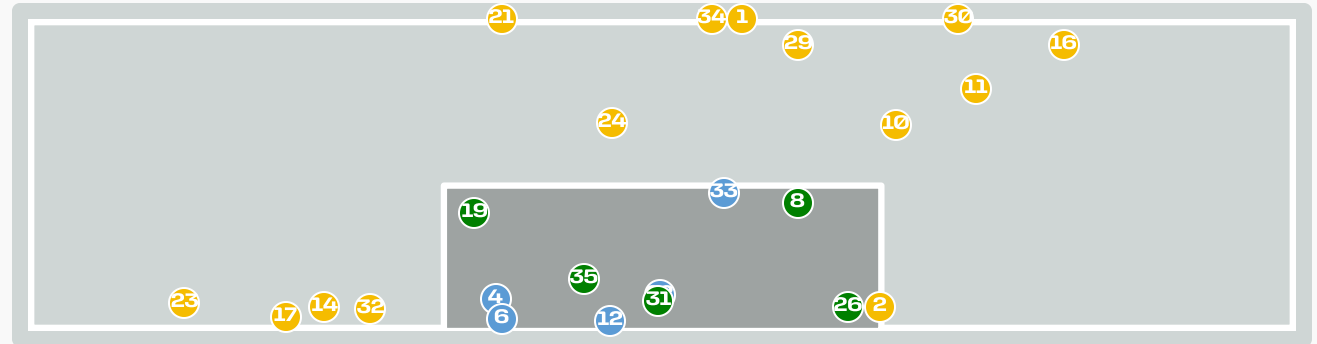
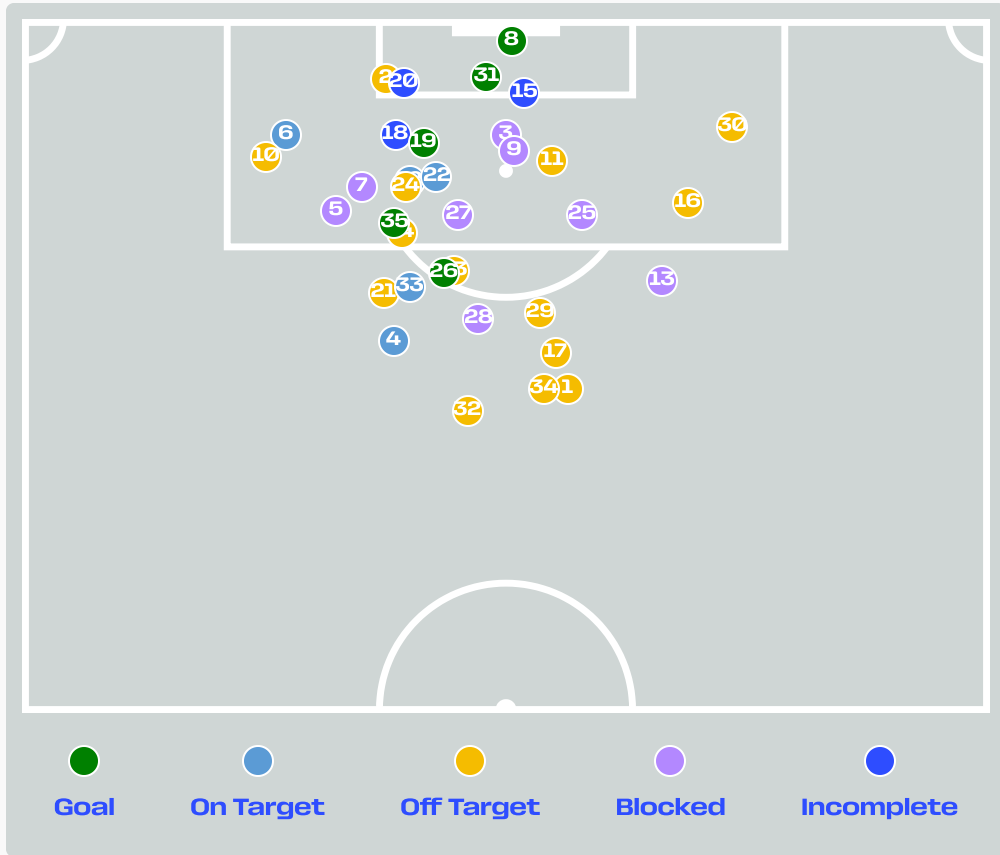
Key	Outcome	Shots
●	Goals	1
●	On Target	1
●	Off Target	3
●	Blocked	1
●	Incomplete	0

Attempts at Goal



Time	Player	Outcome	Body Part	Delivery Type
54	11 Elijah JUST	On Target - Saved	Left Foot	Pass
54	2 Tim PAYNE	Incomplete - Blocked	Right Foot	Other
58	21 Jesse RANDALL	Off Target	Left Foot	Loose Ball
75	11 Elijah JUST	Deflected Off Target - Defensive Event	Right Foot	Pass
75	4 Tyler BINDON	Off Target	Head	Corner
83	11 Elijah JUST	On Target - Goal	Left Foot	Loose Ball

Attempts at Goal



Key	Outcome	Shots
●	Goals	5
●	On Target	5
●	Off Target	14
●	Blocked	8
●	Incomplete	3

Attempts at Goal



Time	Player	Outcome	Body Part	Delivery Type
3	8 Youri TIELEMANS	Off Target	Right Foot	Pass
10	10 Leandro TROSSARD	Off Target	Left Foot	Pass
11	4 Brandon MECHELE	Incomplete - Blocked	Head	Pass
11	7 Kevin DE BRUYNE	On Target - Saved	Right Foot	Pass
15	10 Leandro TROSSARD	Incomplete - Blocked	Left Foot	Loose Ball
15	11 Jeremy DOKU	On Target - Saved	Right Foot	Pass
18	10 Leandro TROSSARD	Incomplete - Blocked	Right Foot	Pass
27	10 Leandro TROSSARD	Deflected On Target - Goal	Right Foot	Loose Ball
30	20 Hans VANAKEN	Incomplete - Blocked	Right Foot	Cross
38	11 Jeremy DOKU	Off Target	Right Foot	Ball Progression
41	7 Kevin DE BRUYNE	Off Target	Right Foot	Pass
42	17 Charles DE KETELAERE	On Target - Saved	Left Foot	Pass
44	10 Leandro TROSSARD	Incomplete - Blocked	Right Foot	Loose Ball
46	20 Hans VANAKEN	Deflected Off Target - Defensive Event	Left Foot	Pass
46	3 Arthur THEATE	Incomplete - Player On Ball Error	Head	Other
47	21 Timothy CASTAGNE	Off Target	Right Foot	Cross
46	7 Kevin DE BRUYNE	Off Target	Right Foot	Pass

Attempts at Goal



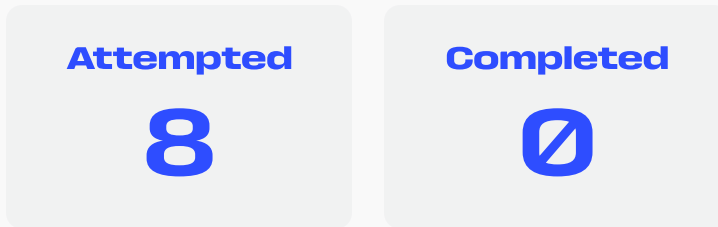
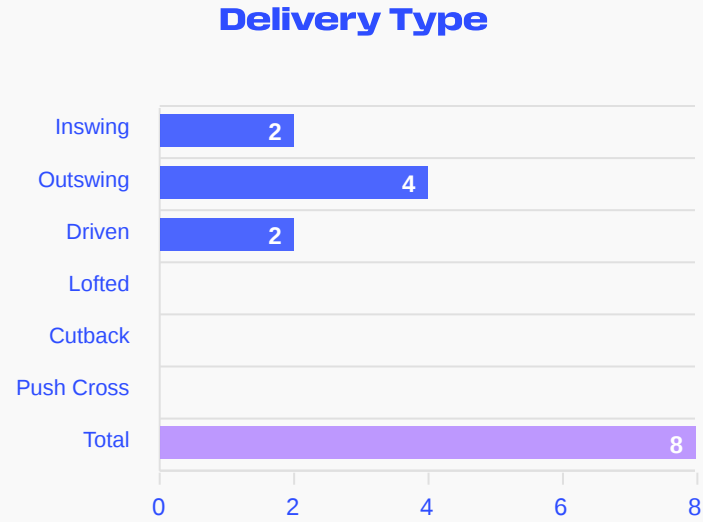
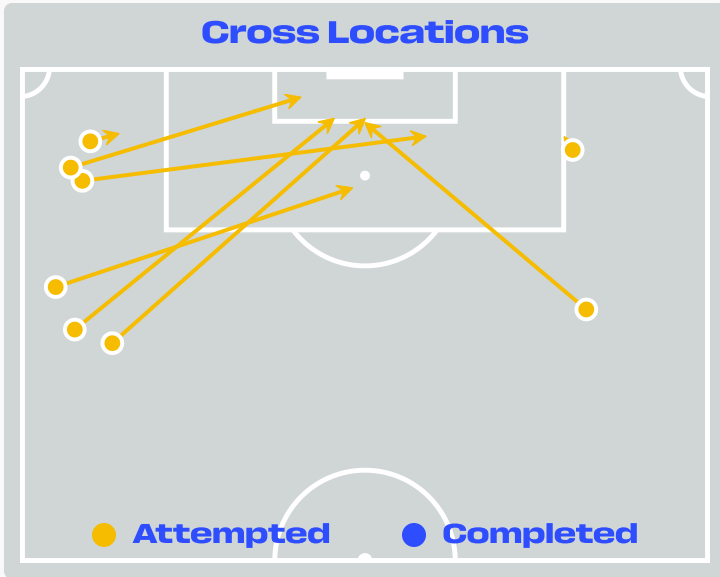
Time	Player	Outcome	Body Part	Delivery Type
49	10 Leandro TROSSARD	Incomplete	Right Foot	Ball Progression
49	10 Leandro TROSSARD	On Target - Goal	Right Foot	Loose Ball
59	3 Arthur THEATE	Incomplete - Referee Event	Head	Corner
60	7 Kevin DE BRUYNE	Deflected Off Target - Defensive Event	Right Foot	Pass
61	3 Arthur THEATE	On Target - Saved	Right Foot	Loose Ball
61	7 Kevin DE BRUYNE	Deflected Off Target - Defensive Event	Right Foot	Loose Ball
64	26 Matias FERNANDEZ-PARDO	Off Target	Left Foot	Pass
65	7 Kevin DE BRUYNE	Incomplete - Blocked	Left Foot	Pass
65	7 Kevin DE BRUYNE	On Target - Goal	Left Foot	Loose Ball
73	26 Matias FERNANDEZ-PARDO	Incomplete - Blocked	Right Foot	Pass
73	24 Amadou ONANA	Incomplete - Blocked	Left Foot	Loose Ball
77	5 Maxim DE CUYPER	Off Target	Left Foot	Freekick
80	22 Alexis SAELEMAEKERS	Off Target	Right Foot	Pass
85	9 Romelu LUKAKU	On Target - Goal	Head	Cross
89	24 Amadou ONANA	Off Target	Right Foot	Freekick
91	5 Maxim DE CUYPER	On Target - Saved	Left Foot	Pass
92	3 Arthur THEATE	Off Target	Left Foot	Loose Ball

Attempts at Goal



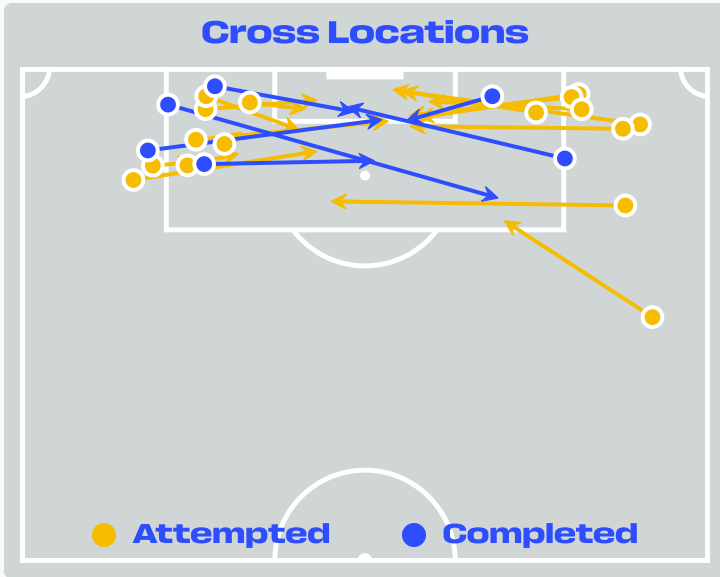
Time	Player	Outcome	Body Part	Delivery Type
93	22 Alexis SAELEMAEKERS	On Target - Goal	Right Foot	Pass

Crosses (Open Play)

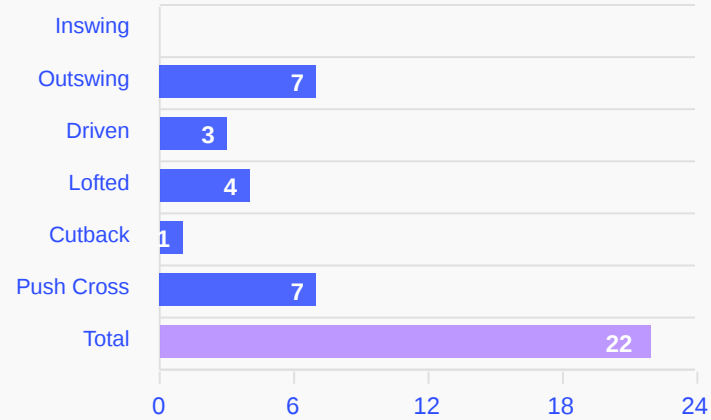


#	Player	Inswing	Outswing	Driven	Lofted	Cutback	Push Cross	Total Attempted
1	Max CROCOMBE	0	0	0	0	0	0	0
2	Tim PAYNE	0	1	0	0	0	0	1
4	Tyler BINDON	0	0	0	0	0	0	0
6	Joe BELL	0	0	0	0	0	0	0
8	Marko STAMENIC	1	0	0	0	0	0	1
9	Chris WOOD	0	0	0	0	0	0	0
10	Sarpreet SINGH	0	1	0	0	0	0	1
11	Elijah JUST	0	0	1	0	0	0	1
13	Liberato CACACE	1	2	0	0	0	0	3
16	Finn SURMAN	0	0	0	0	0	0	0
23	Ryan THOMAS	0	0	0	0	0	0	0
3	Francis DE VRIES	0	0	0	0	0	0	0
5	Michael BOXALL	0	0	0	0	0	0	0
19	Ben OLD	0	0	0	0	0	0	0
20	Callum McCOWATT	0	0	0	0	0	0	0
21	Jesse RANDALL	0	0	1	0	0	0	1

Crosses (Open Play)



Delivery Type



Attempted

22

Completed

6

Most Crosses Attempted

5

Maxim DE CUYPER
LEFT BACK

#	Player	Inswing	Outswing	Driven	Lofted	Cutback	Push Cross	Total Attempted
1	Thibaut COURTOIS	0	0	0	0	0	0	0
3	Arthur THEATE	0	0	0	0	0	0	0
4	Brandon MECHELE	0	0	0	0	0	0	0
5	Maxim DE CUYPER	0	0	1	1	0	3	5
7	Kevin DE BRUYNE	0	1	0	0	0	1	2
8	Youri TIELEMANS	0	0	0	0	0	0	0
10	Leandro TROSSARD	0	0	0	0	1	0	1
11	Jeremy DOKU	0	1	1	1	0	0	3
17	Charles DE KETELAERE	0	0	0	0	0	2	2
20	Hans VANAKEN	0	0	0	0	0	0	0
21	Timothy CASTAGNE	0	3	1	1	0	0	5
9	Romelu LUKAKU	0	0	0	0	0	0	0
22	Alexis SAELEMAEKERS	0	0	0	0	0	0	0
23	Nicolas RASKIN	0	0	0	1	0	0	1
24	Amadou ONANA	0	0	0	0	0	0	0
26	Matias FERNANDEZ-PARDO	0	2	0	0	0	1	3

Offering to Receive

313

Total Offers Made

114

Total Offers Received

Most Offers

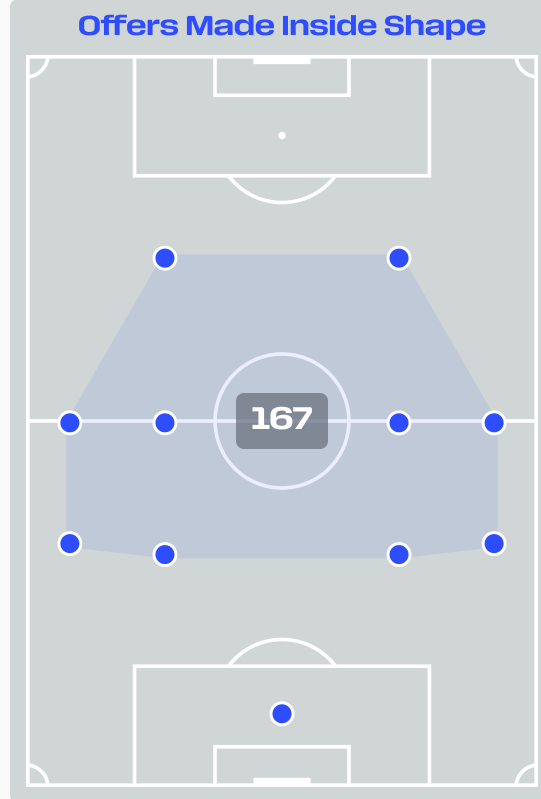
48

Elijah JUST

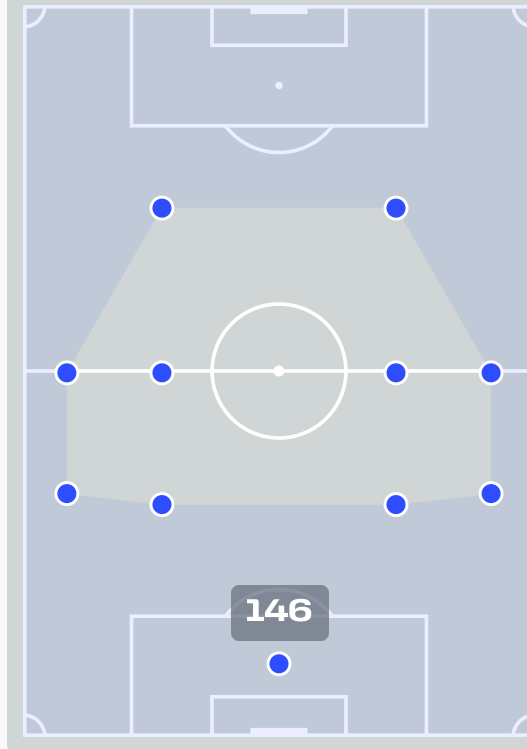
ATTACKING MIDFIELD LEFT

99

Offers Made in Final Third



Offers Made Outside Shape



176

Offers Made in Middle Third

38

Offers Made in Defensive Third

#	Player	Offers Made	Offers Received	% Made & Received
1	Max CROCOMBE	6	5	83.3%
2	Tim PAYNE	6	0	0%
4	Tyler BINDON	13	5	38.5%
6	Joe BELL	26	9	34.6%
8	Marko STAMENIC	26	15	57.7%
9	Chris WOOD	25	3	12%
10	Sarpreet SINGH	30	9	30%
11	Elijah JUST	48	19	39.6%
13	Liberato CACACE	33	9	27.3%
16	Finn SURMAN	20	14	70%
23	Ryan THOMAS	12	6	50%
3	Francis DE VRIES	6	2	33.3%
5	Michael BOXALL	3	1	33.3%
19	Ben OLD	12	5	41.7%
20	Callum McCOWATT	15	6	40%
21	Jesse RANDALL	32	6	18.8%

Offering to Receive

445

Total Offers Made

156

Total Offers Received

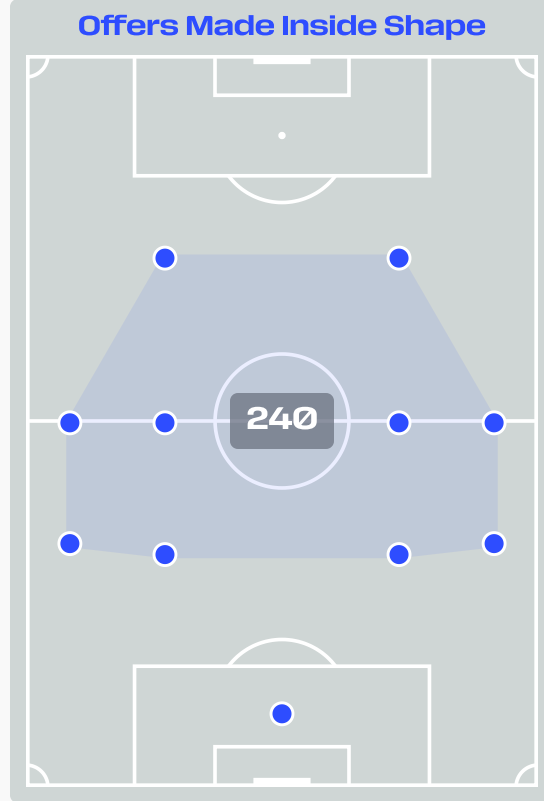
Most Offers

66

Charles DE KETELAERE
CENTRE FORWARD

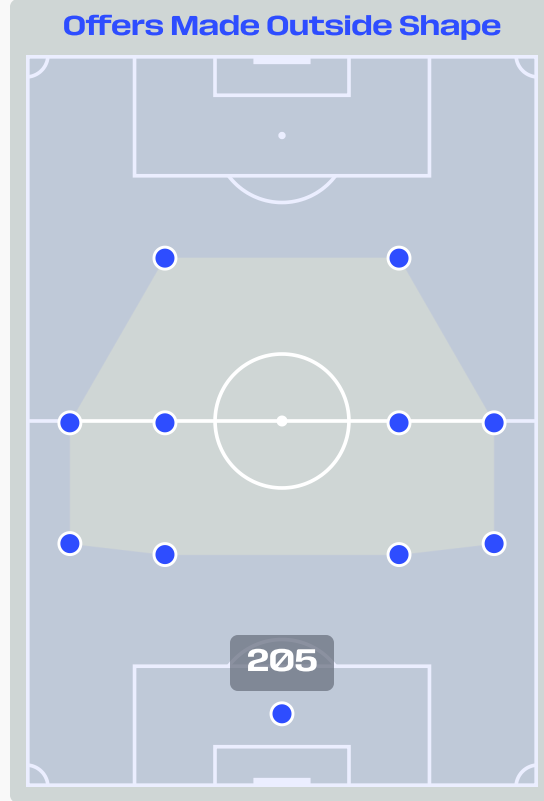
237

Offers Made in Final Third



158

Offers Made in Middle Third



50

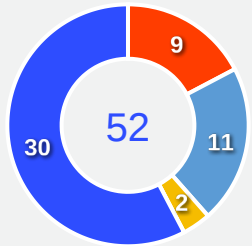
Offers Made in Defensive Third

#	Player	Offers Made	Offers Received	% Made & Received
1	Thibaut COURTOIS	8	6	75%
3	Arthur THEATE	7	4	57.1%
4	Brandon MECHELE	7	4	57.1%
5	Maxim DE CUYPER	37	14	37.8%
7	Kevin DE BRUYNE	42	18	42.9%
8	Youri TIELEMANS	65	27	41.5%
10	Leandro TROSSARD	30	11	36.7%
11	Jeremy DOKU	39	9	23.1%
17	Charles DE KETELAERE	66	22	33.3%
20	Hans VANAKEN	40	13	32.5%
21	Timothy CASTAGNE	50	10	20%
9	Romelu LUKAKU	5	2	40%
22	Alexis SAELEMAEKERS	16	6	37.5%
23	Nicolas RASKIN	7	4	57.1%
24	Amadou ONANA	16	3	18.8%
26	Matias FERNANDEZ-PARDO	10	3	30%

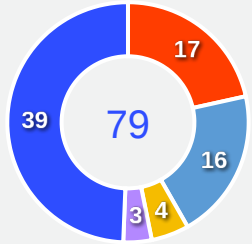
Movement to Receive

Movement Types by Phase

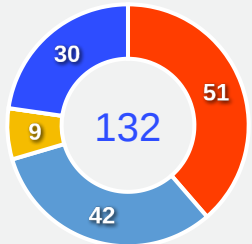
Final Third Phase



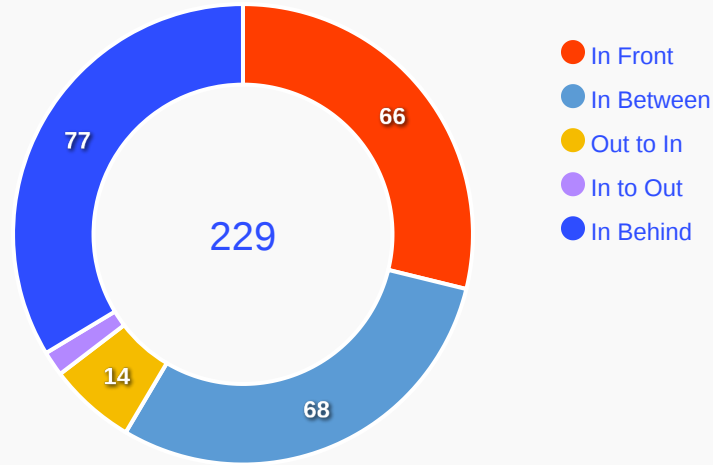
Progression Phase



Build Up Phase



All Movement Types

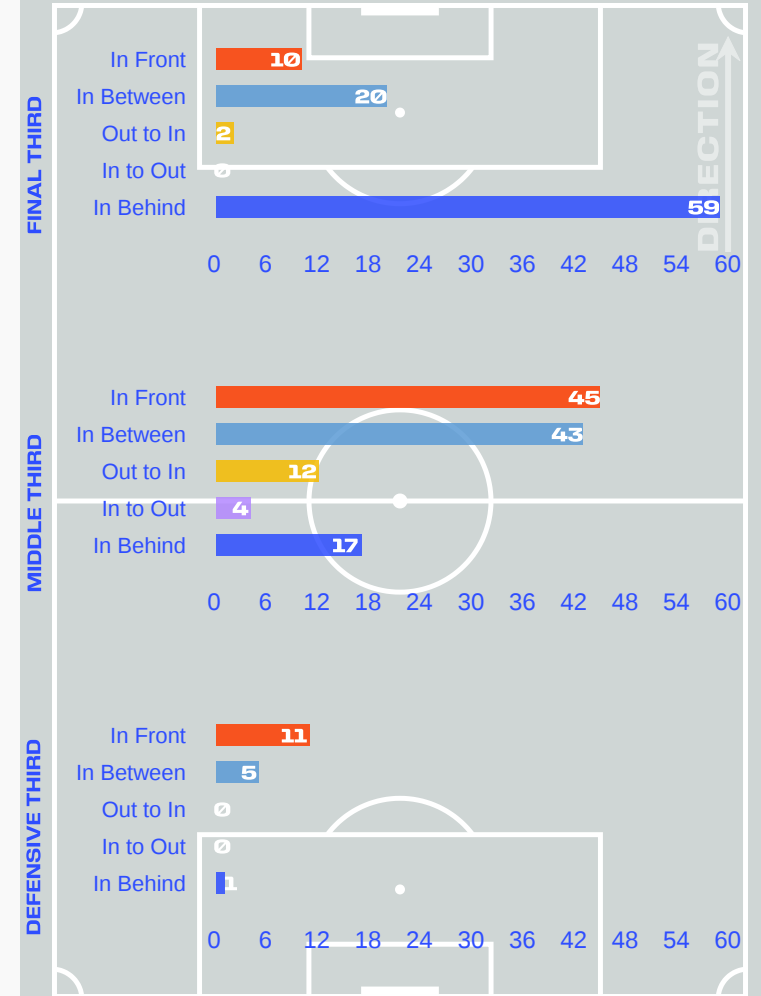


- In Front
- In Between
- Out to In
- In to Out
- In Behind

Top Ranked Players

Type	Player	Movements
In Front	6 Joe BELL	17
In Between	11 Elijah JUST	19
Out to In	10 Sarpreet SINGH	6
In to Out	9 Chris WOOD	1
In Behind	21 Jesse RANDALL	16

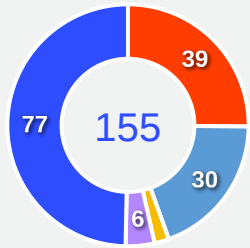
Movement Types Pitch Third



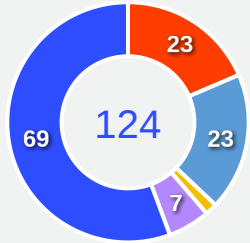
Movement to Receive

Movement Types by Phase

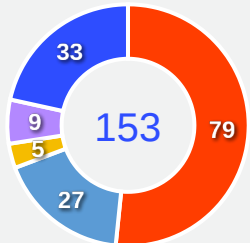
Final Third Phase



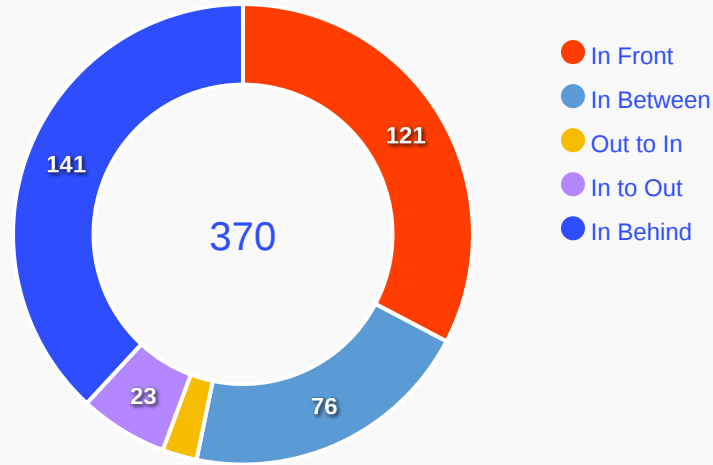
Progression Phase



Build Up Phase



All Movement Types

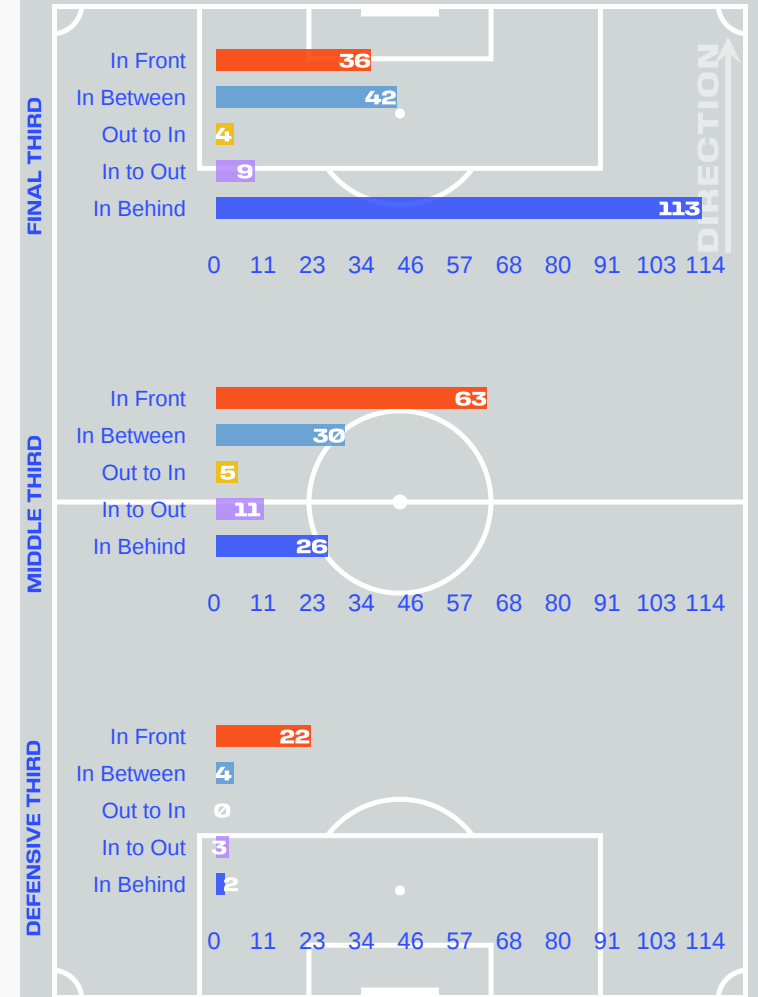


- In Front
- In Between
- Out to In
- In to Out
- In Behind

Top Ranked Players

Type	Player	Movements
In Front	8 Yuri TIELEMANS	40
In Between	17 Charles DE KETELAERE	17
Out to In	8 Yuri TIELEMANS	2
In to Out	7 Kevin DE BRUYNE	6
In Behind	17 Charles DE KETELAERE	38

Movement Types Pitch Third



OUT OF POSSESSION



New Zealand v Belgium

Defensive Actions



32

Forced Turnovers

39

Possession Regained

8

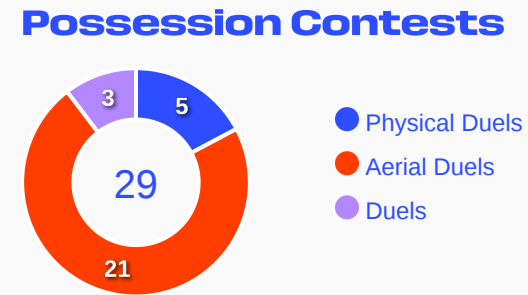
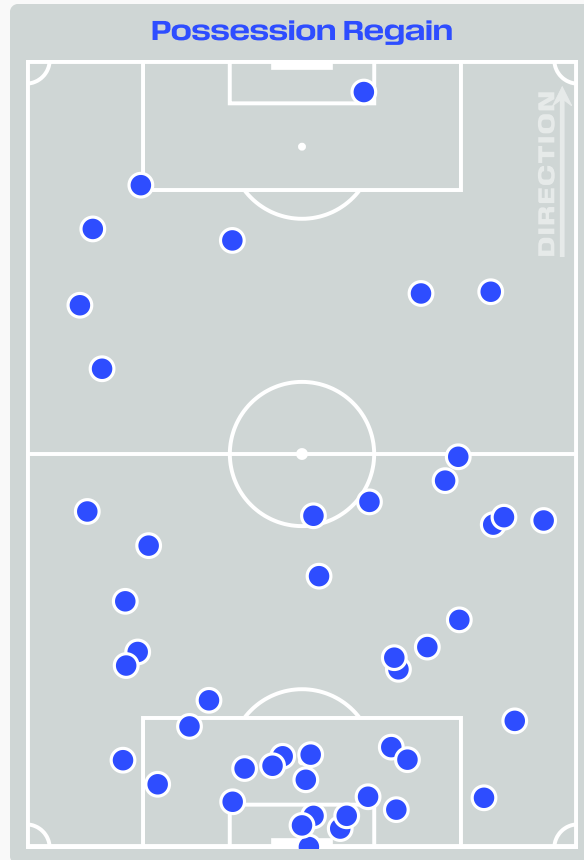
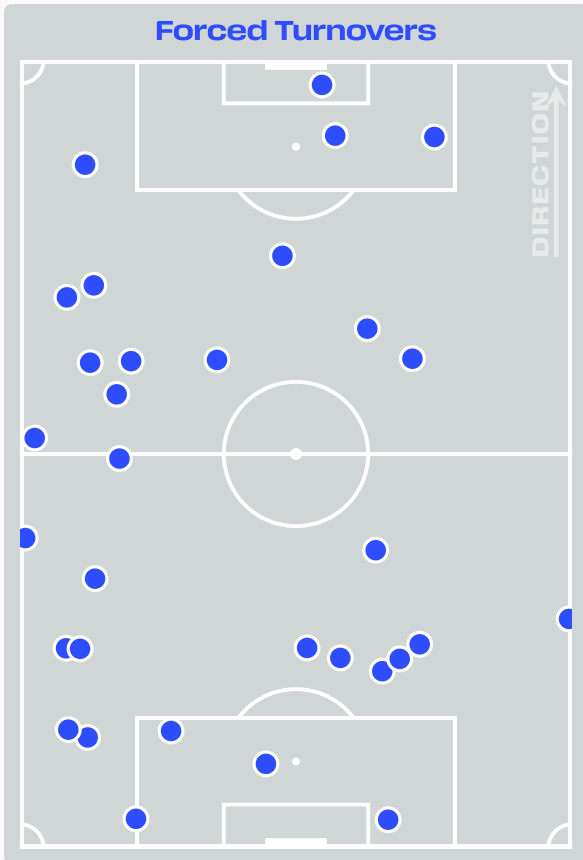
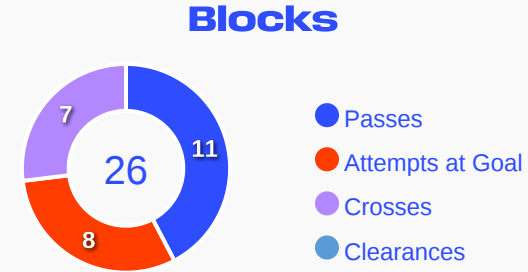
Interceptions

28

Tackles

2.81

Possession Actions / Defensive Action



Most Possession Regains

8

Tyler BINDON
LEFT CENTRE BACK

#	Player	Total Possession Regains
1	Max CROCOMBE	6
2	Tim PAYNE	2
4	Tyler BINDON	8
6	Joe BELL	2
8	Marko STAMENIC	2
9	Chris WOOD	0
10	Sarpreet SINGH	1
11	Elijah JUST	2
13	Liberato CACACE	3
16	Finn SURMAN	4
23	Ryan THOMAS	2
3	Francis DE VRIES	1
5	Michael BOXALL	2
19	Ben OLD	2
20	Callum McCOWATT	1
21	Jesse RANDALL	1

Defensive Actions

44

Forced Turnovers

45

Possession Regained

10

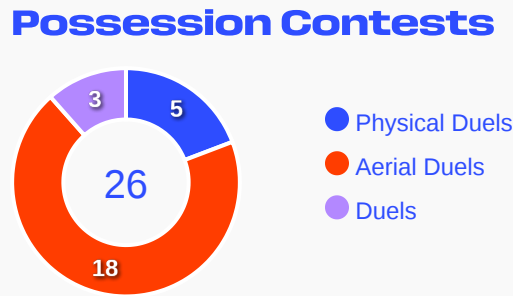
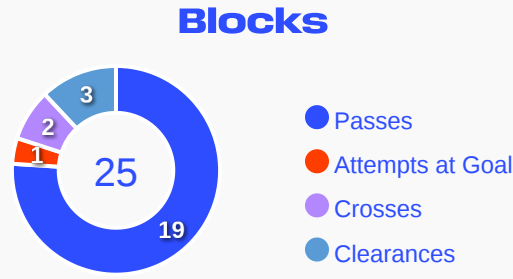
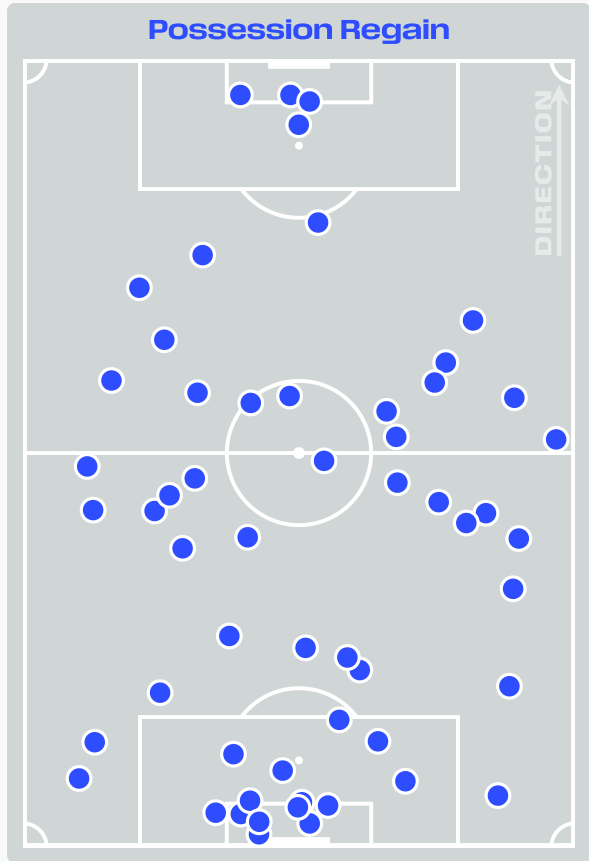
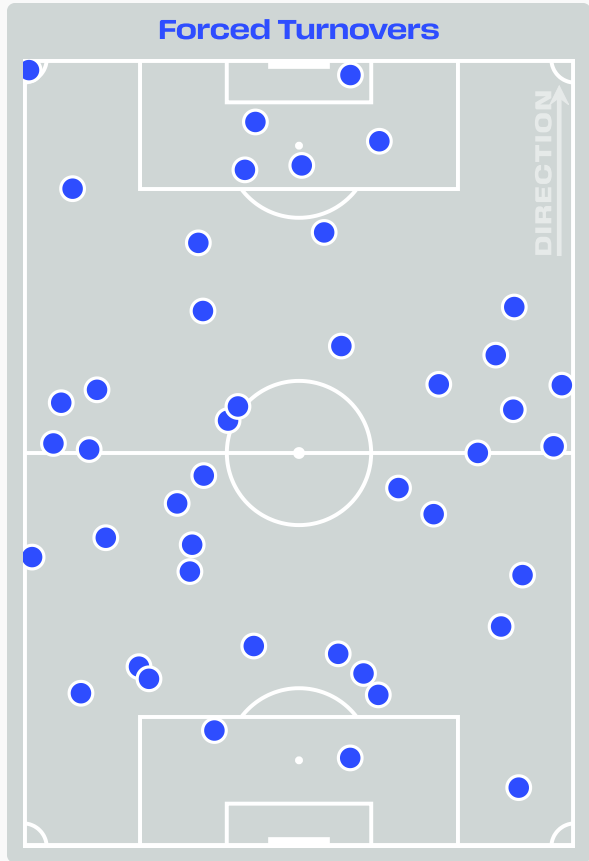
Interceptions

23

Tackles

5.67

Possession Actions / Defensive Action



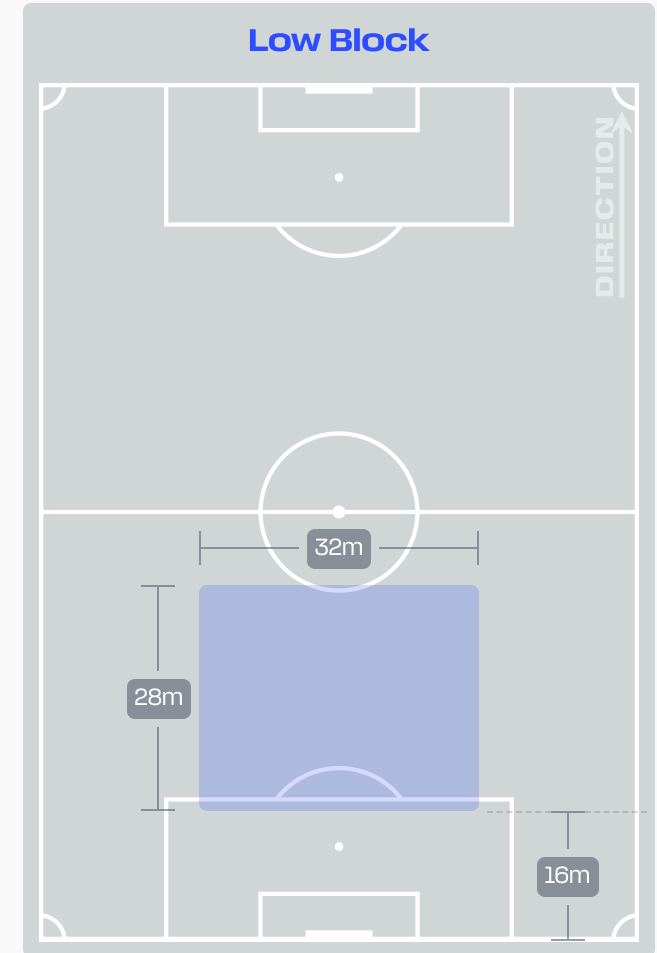
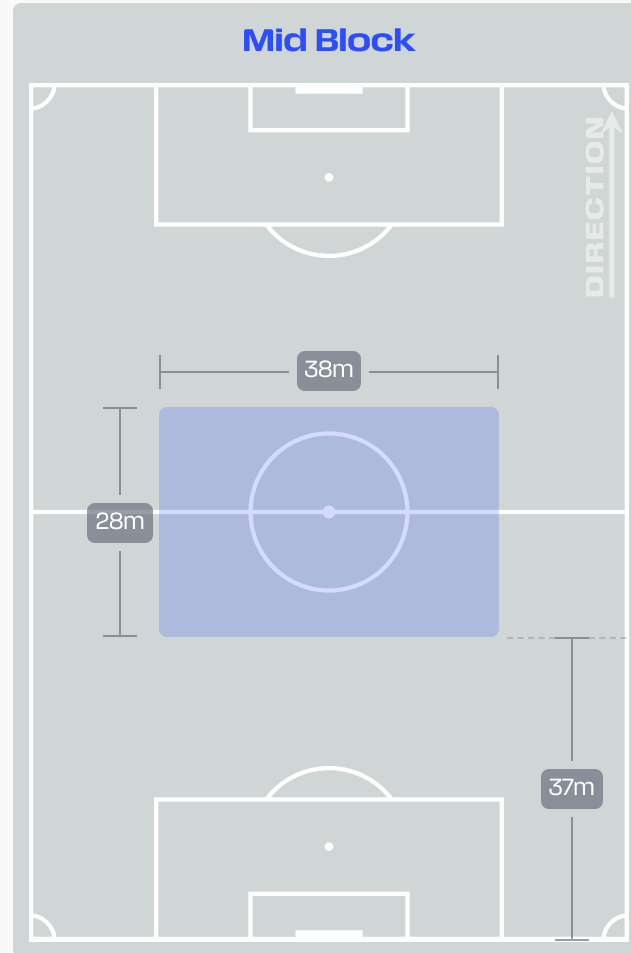
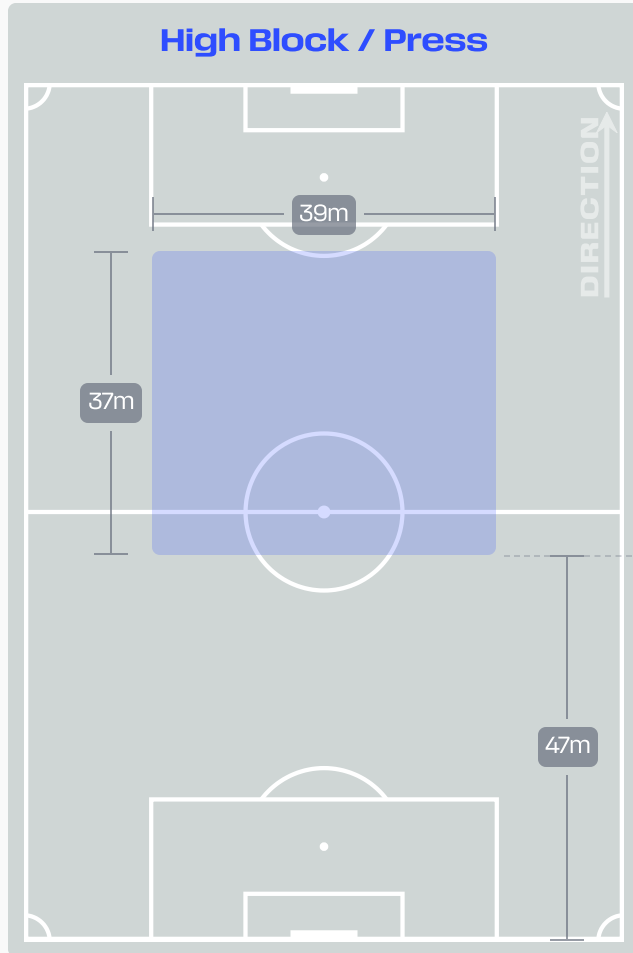
Most Possession Regains

7

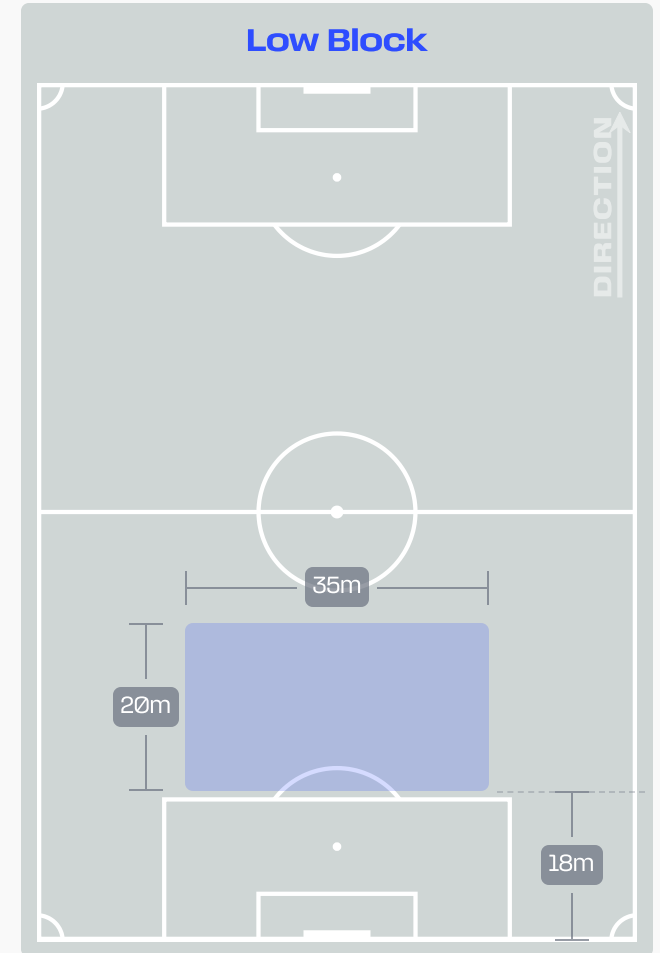
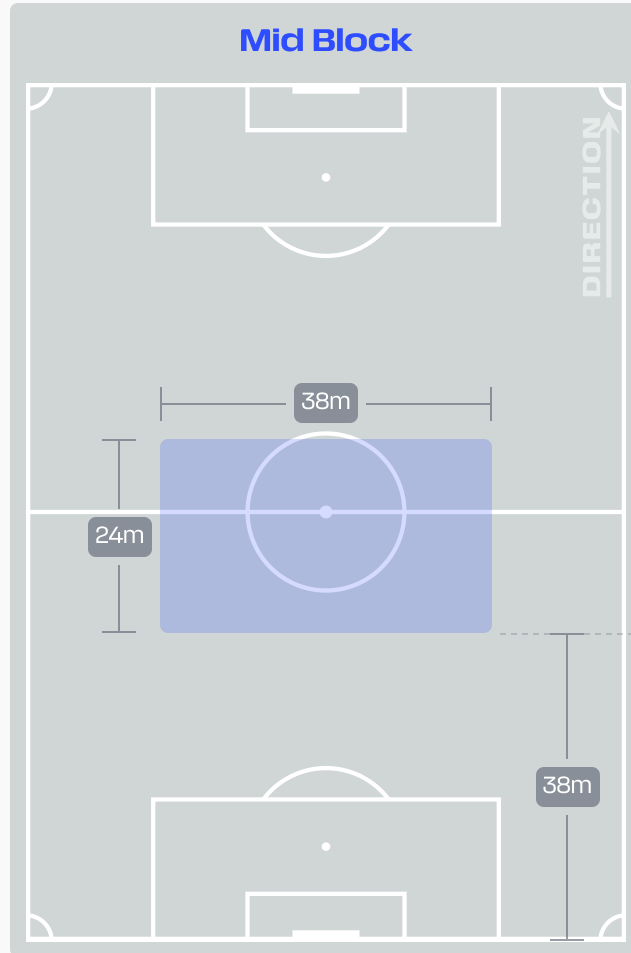
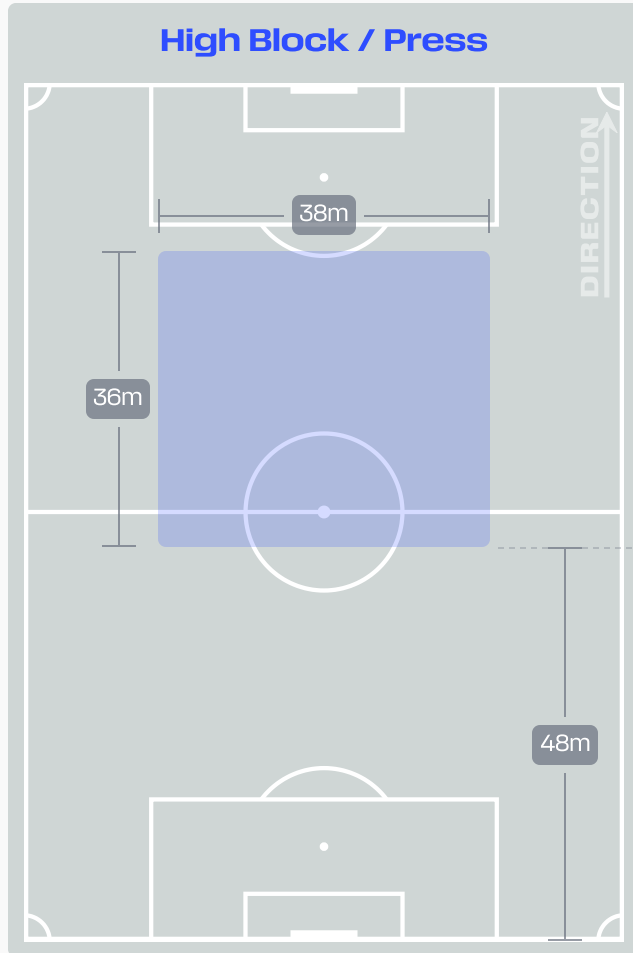
Thibaut COURTOIS
GOALKEEPER

#	Player	Total Possession Regains
1	Thibaut COURTOIS	7
3	Arthur THEATE	5
4	Brandon MECHELE	6
5	Maxim DE CUYPER	5
7	Kevin DE BRUYNE	1
8	Youri TIELEMANS	1
10	Leandro TROSSARD	1
11	Jeremy DOKU	2
17	Charles DE KETELAERE	7
20	Hans VANAKEN	2
21	Timothy CASTAGNE	3
9	Romelu LUKAKU	0
22	Alexis SAELEMAEKERS	1
23	Nicolas RASKIN	1
24	Amadou ONANA	3
26	Matias FERNANDEZ-PARDO	0

Defensive Line Height & Team Length



Defensive Line Height & Team Length

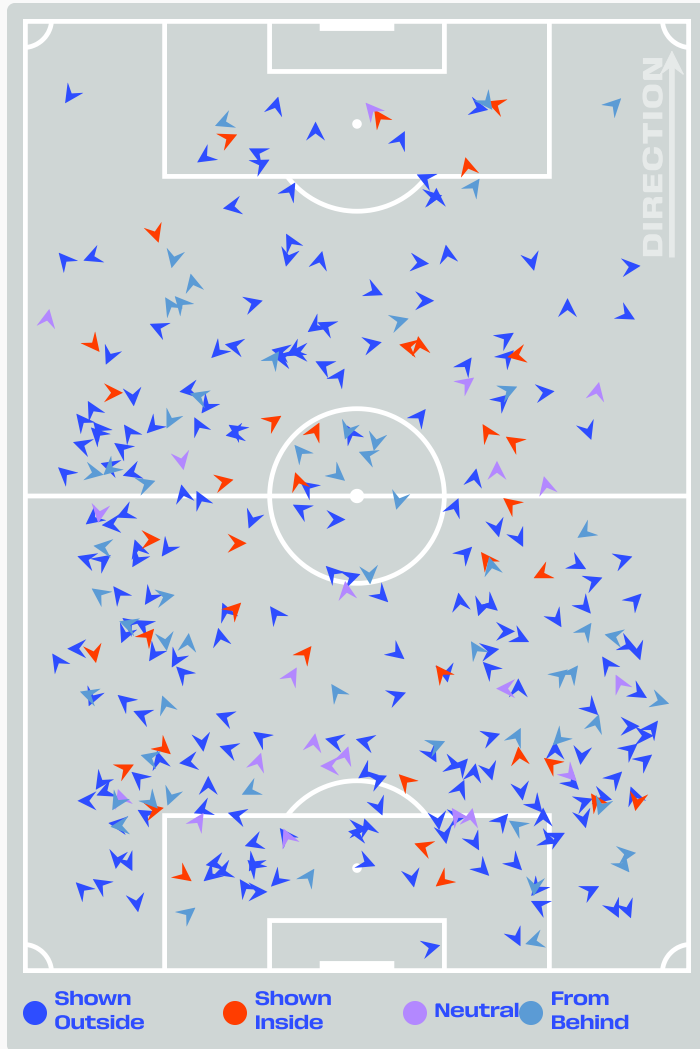


Defensive Pressure

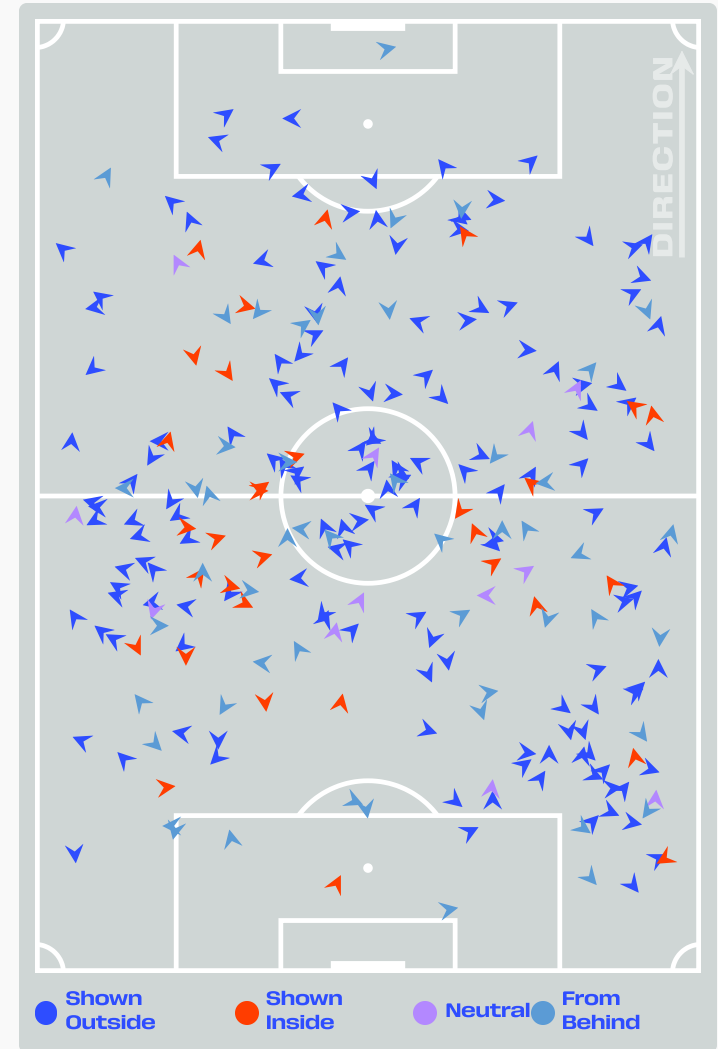


New Zealand

Belgium



321	Total Pressures	249
51	Direct Pressures	32
1.75s	Avg Pressure Duration	1.4s
32	Forced Turnovers	44
19.02s	Ball Recovery Time	16.28s
122	Pushing on into Pressing	127
264	Pushing on	258
37	Pressing Direction Inside	32
204	Pressing Direction Outside	153



Most Direct Pressures

10

Elijah JUST
 ATTACKING MIDFIELD LEFT

Most Direct Pressures

7

Charles DE KETELAERE
 CENTRE FORWARD

GOALKEEPING



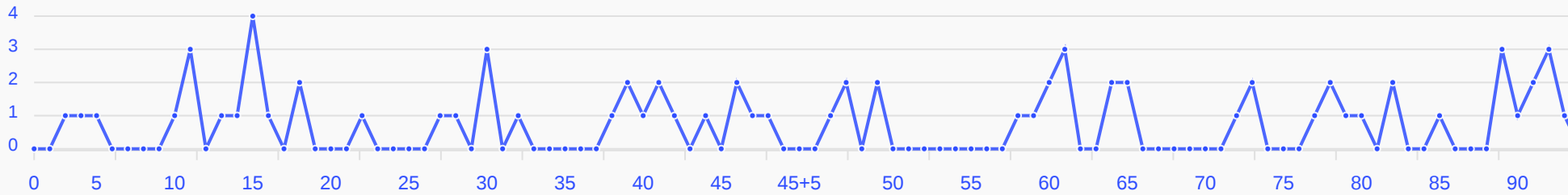
New Zealand v Belgium

Goalkeeping Involvement



New Zealand

New Zealand GK Involvement Timeline



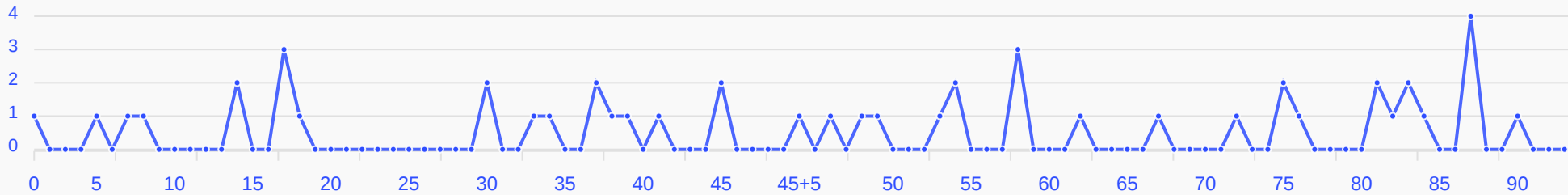
72

Total Involvements



Belgium


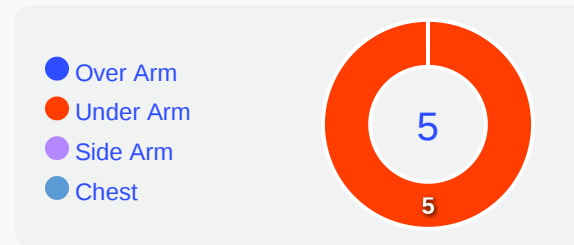

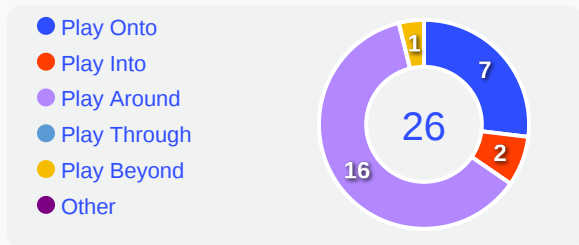
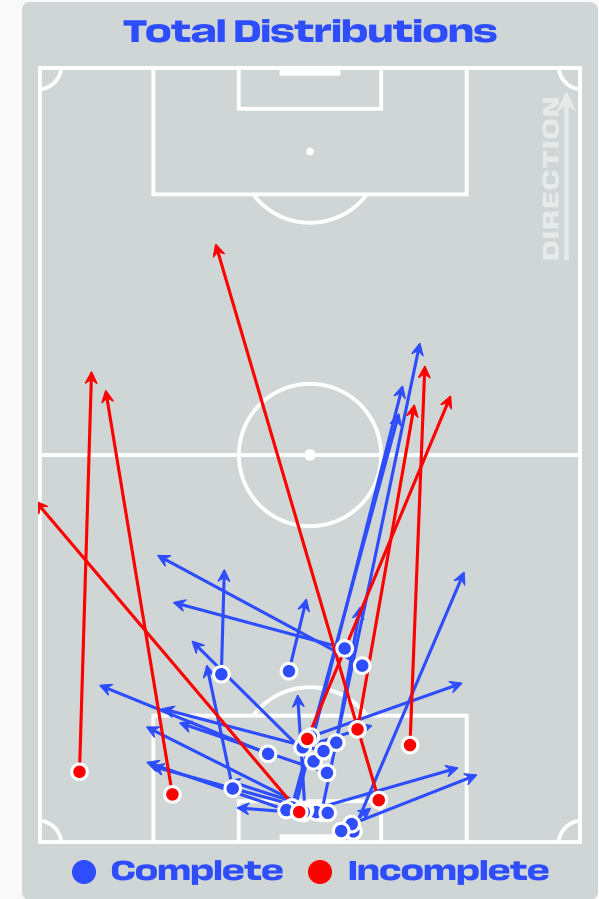
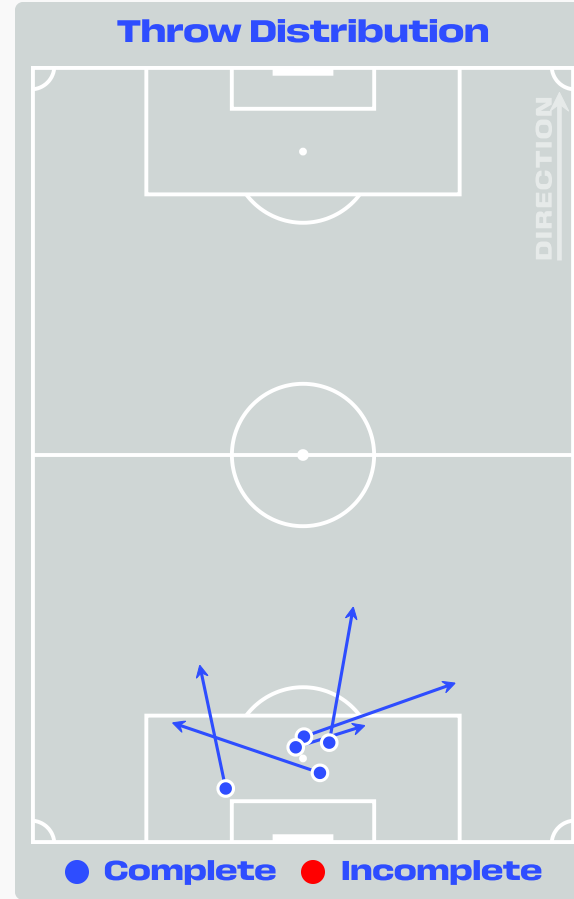
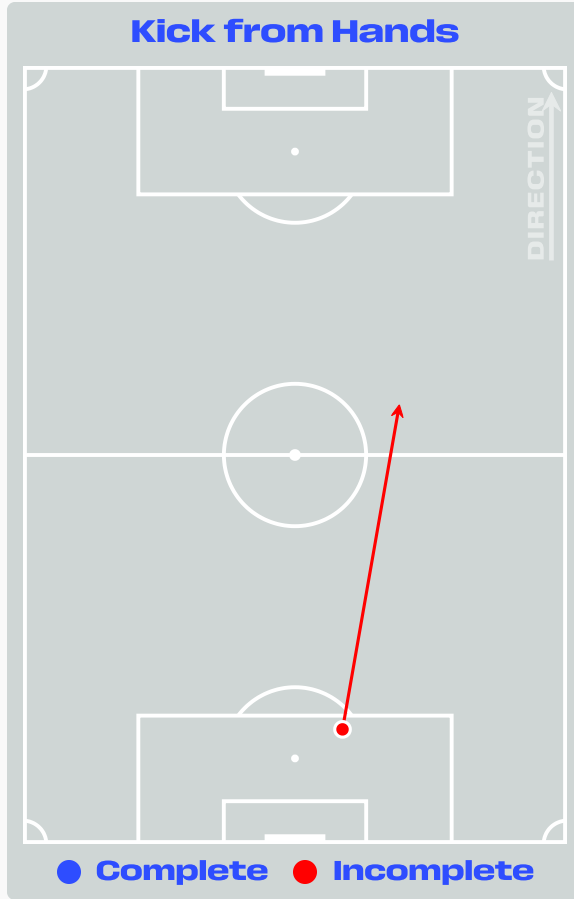
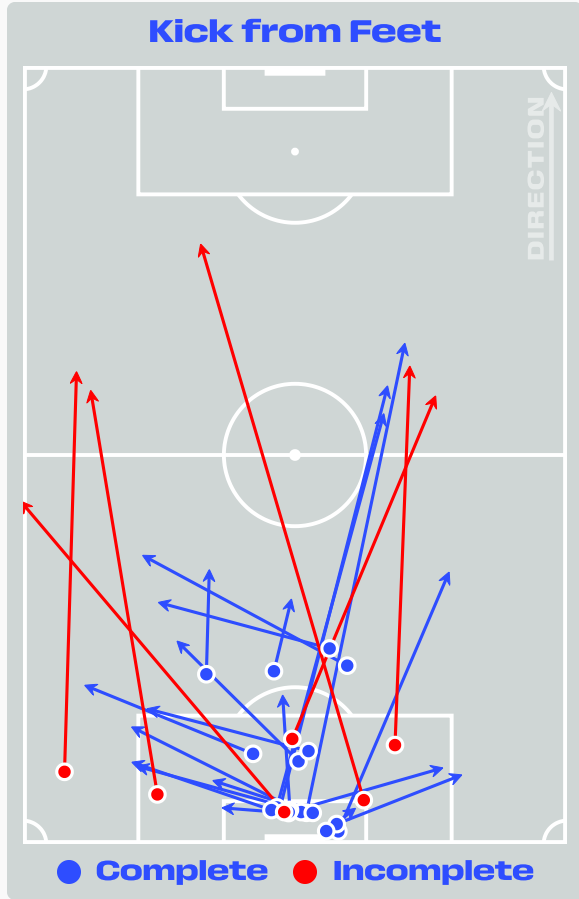
Belgium GK Involvement Timeline




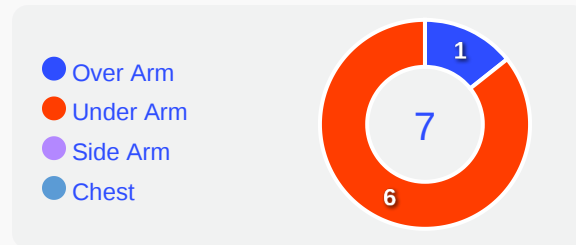
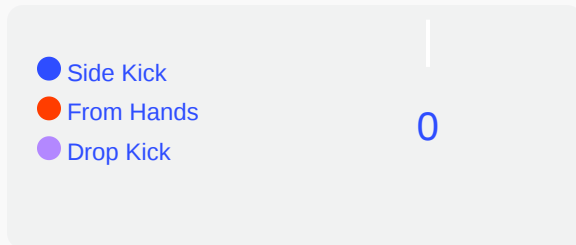
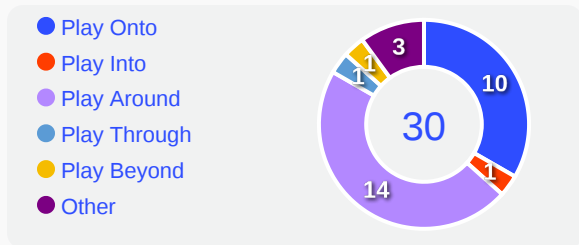
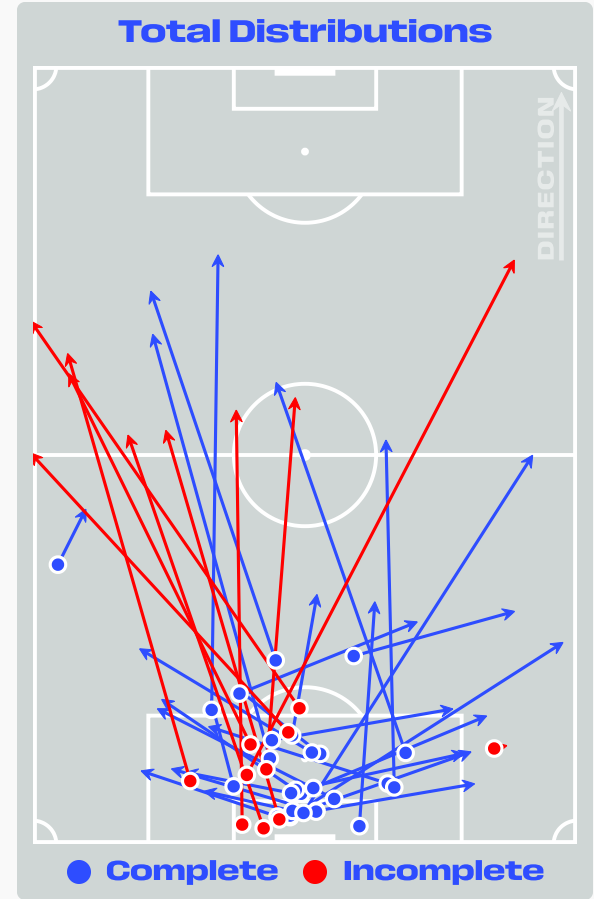
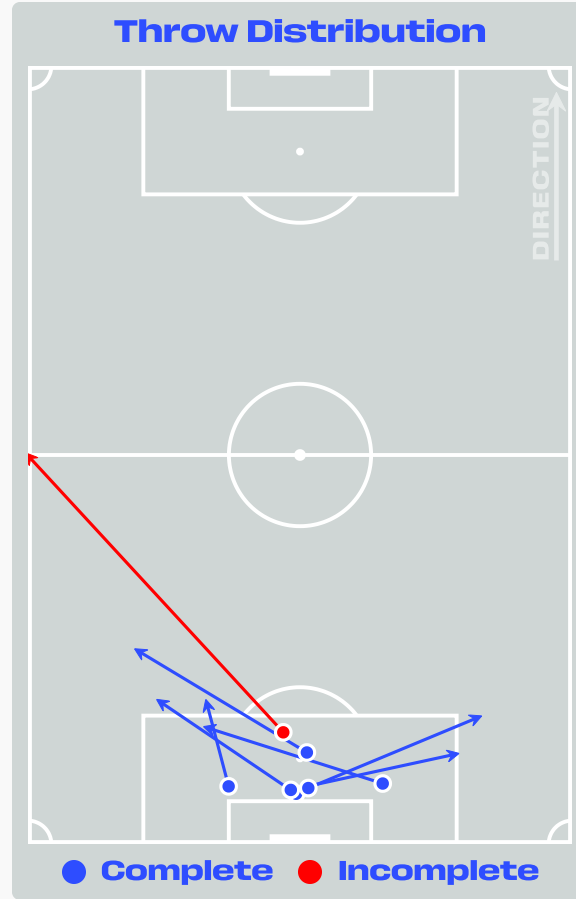
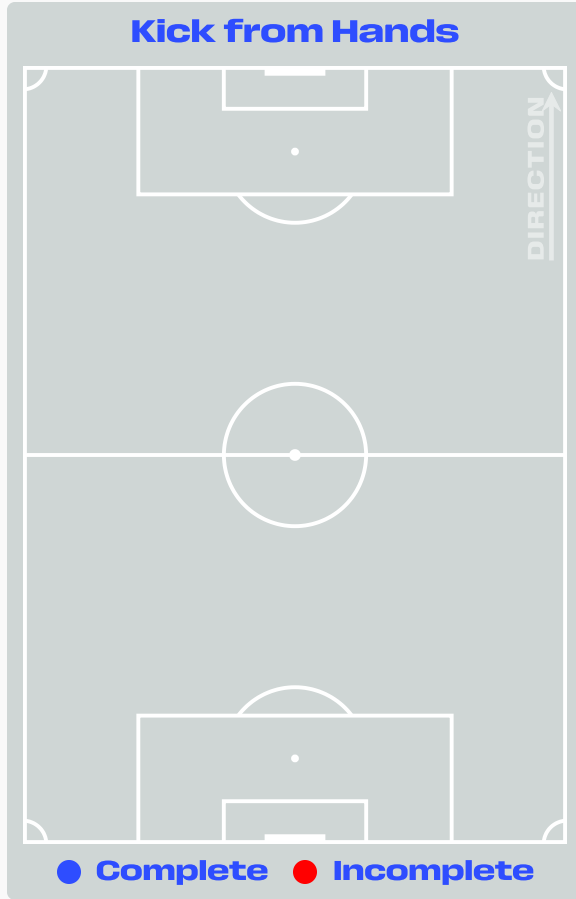
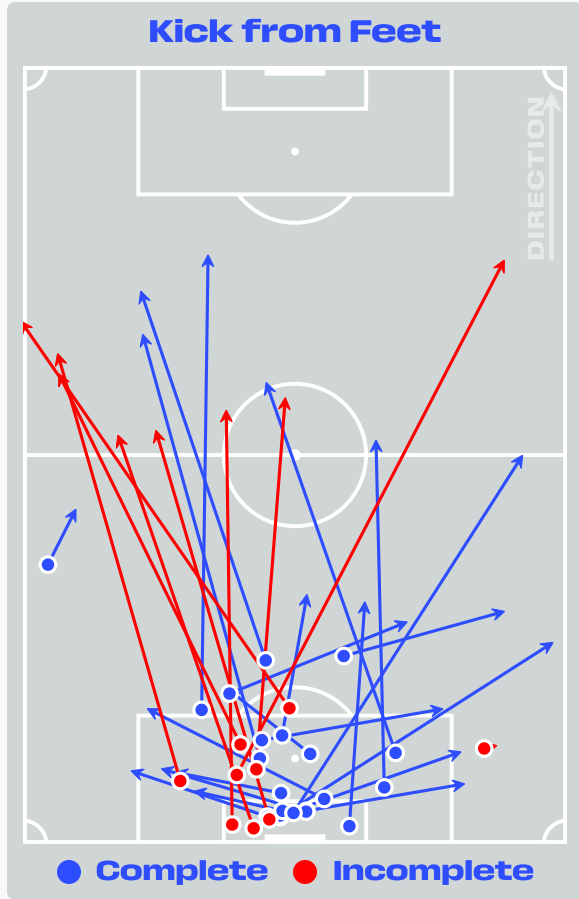
48

Total Involvements

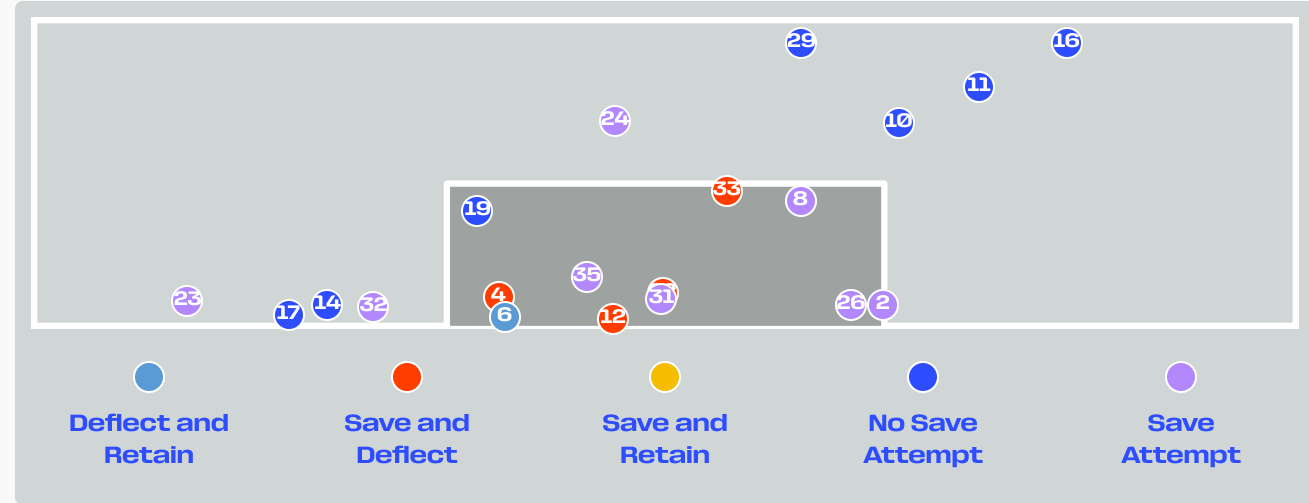
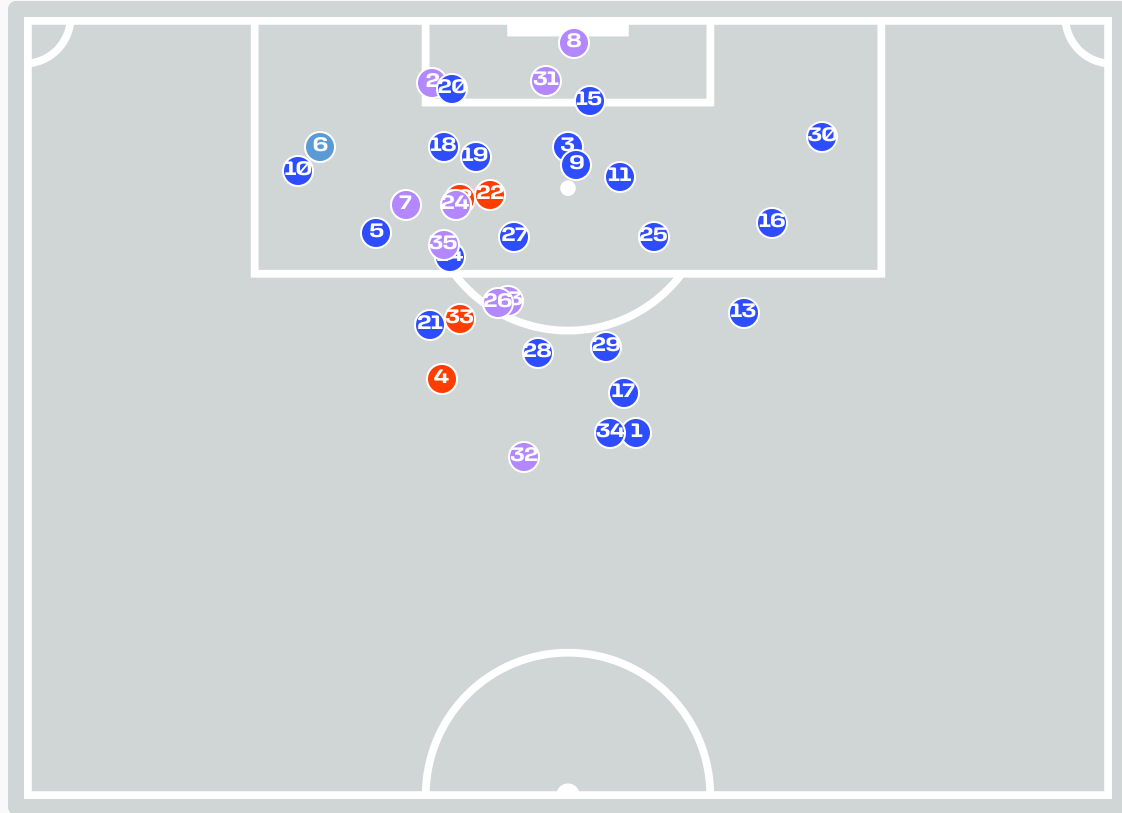
Goalkeeping Distribution



Goalkeeping Distribution

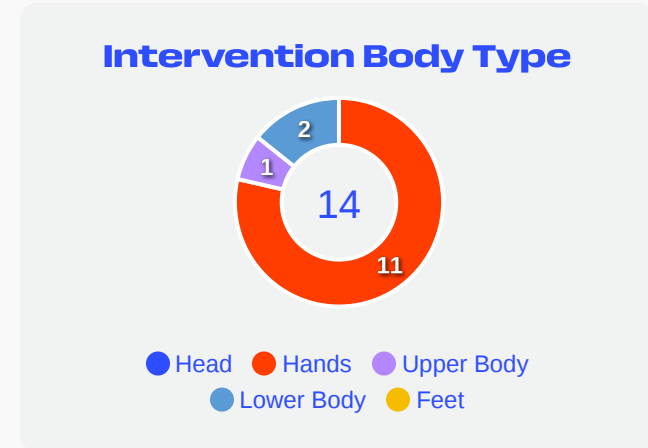
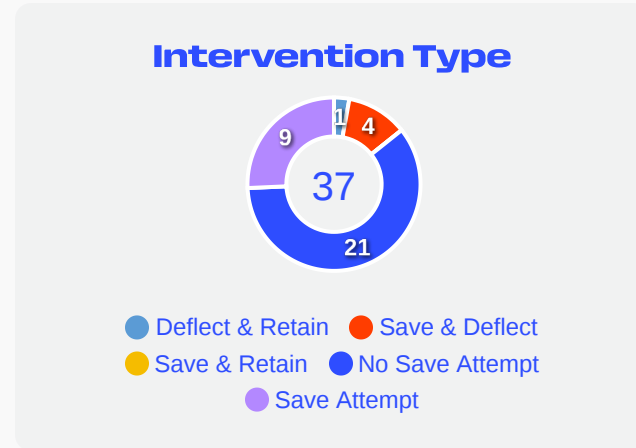


Goal Prevention



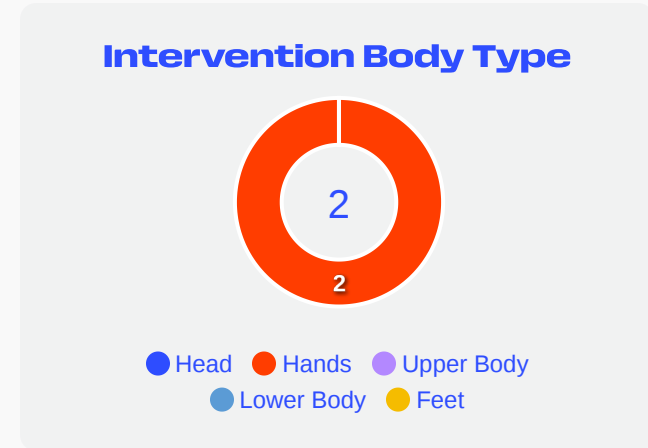
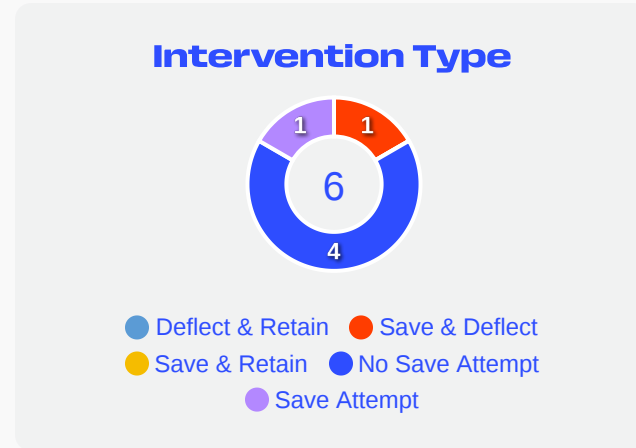
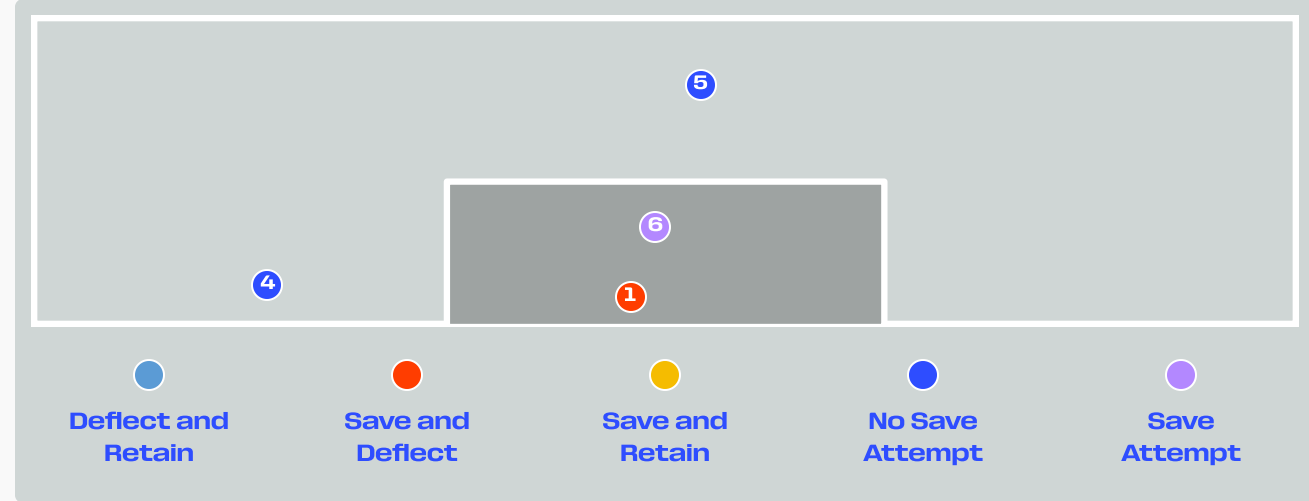
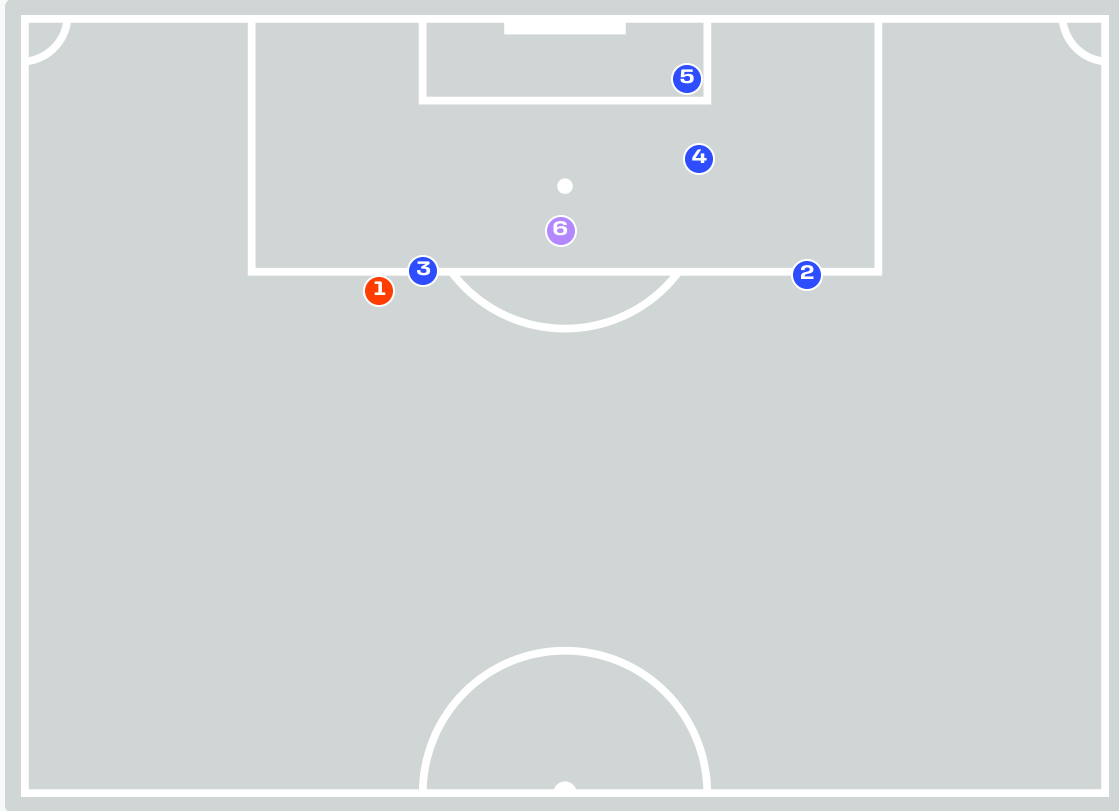
35
Total Attempts on Goal Faced

50
Save %



Total Attempts on Goal Faced	Total Goal Interventions	Save & Retain	Deflect & Retain	Save & Deflect	Save Attempt	No Save Attempt
35	4	0	1	4	9	21

Goal Prevention



6

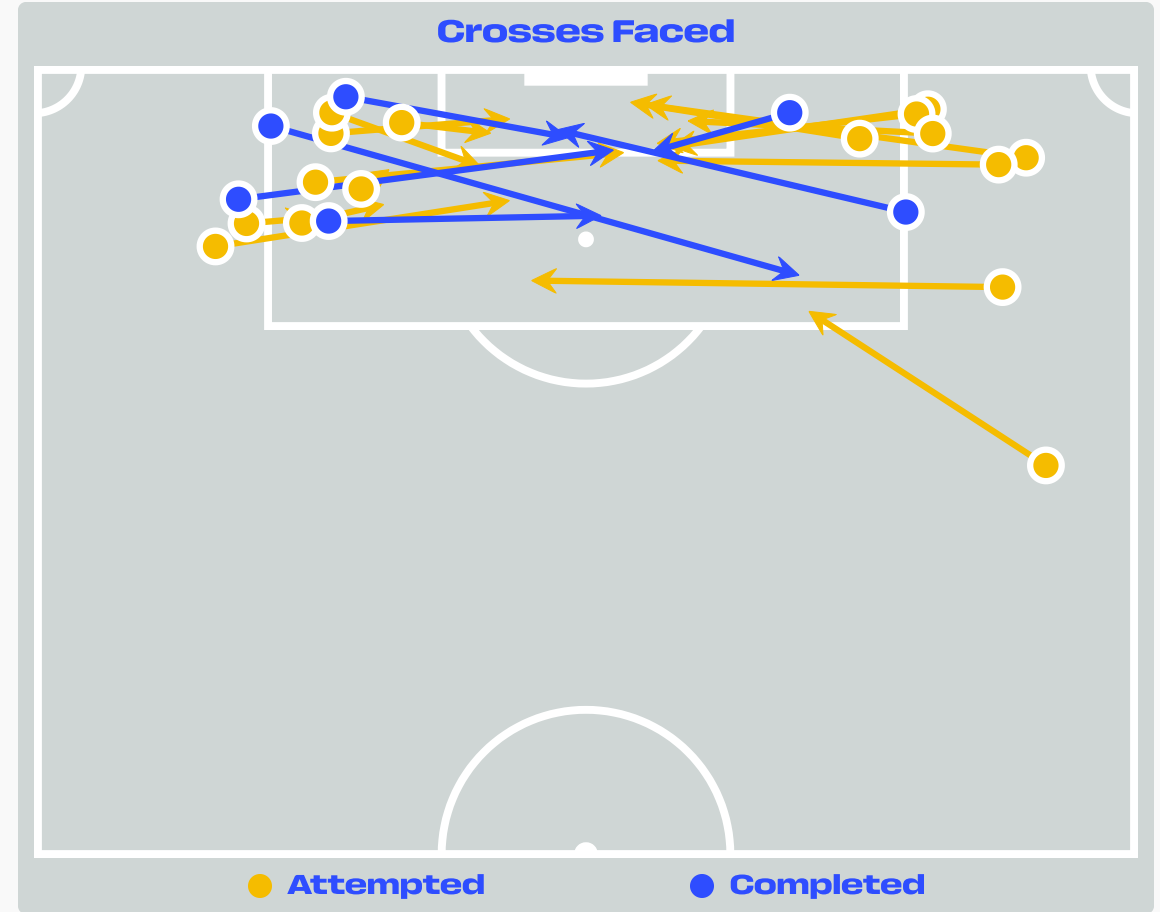


Total Attempts on Goal Faced

50

Save %

Total Attempts on Goal Faced	Total Goal Interventions	Save & Retain	Deflect & Retain	Save & Deflect	Save Attempt	No Save Attempt
6	1	0	0	1	1	4

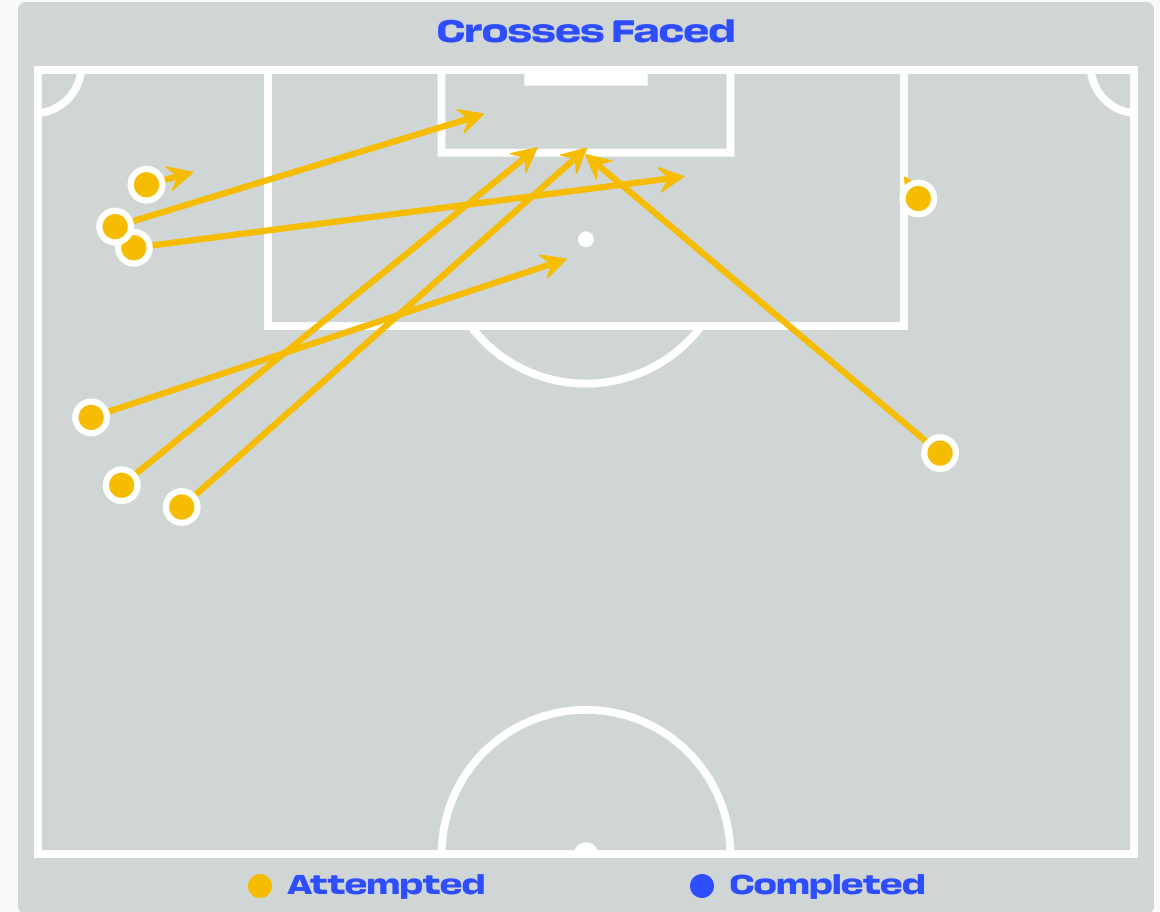


Aerial Control



Delivery Types Faced

Total	In Swing	Out Swing	Driven	Lofted	Cutback	Push
25	2	8	3	4	1	7

Aerial Control



Delivery Types Faced

Total	In Swing	Out Swing	Driven	Lofted	Cutback	Push
13	7	4	2	0	0	0

SET PLAYS



New Zealand v Belgium

Set Plays



29
Total Set Plays

7
Total Free Kicks

0
Total Penalties

5
Total Corners

17
Total Throw Ins

Free Kicks	
Type	Total
Direct	6
Direct (on target)	0
Direct (off target)	0
Indirect	1

Corners			
Delivery Type	From Left Side	From Right Side	Total
Direct to Area	4	1	5
Short	0	0	0
Edge of Penalty Area	0	0	0

Corners	
Delivery Style	Total
Inswing	5
Outswing	0
Driven	0
Lofted	0

Set Plays



34

Total Set Plays

11

Total Free Kicks

0

Total Penalties

8

Total Corners

15

Total Throw Ins

Free Kicks

Type	Total
Direct	10
Direct (on target)	0
Direct (off target)	1
Indirect	1

Corners

Delivery Type	From Left Side	From Right Side	Total
Direct to Area	4	0	4
Short	1	3	4
Edge of Penalty Area	0	0	0

Corners

Delivery Style	Total
Inswing	2
Outswing	1
Driven	0
Lofted	0

INDIVIDUAL DATA IN POSSESSION



New Zealand v Belgium

In Possession - Distributions



#	Player	Passes Attempted	Passes Completed	Pass Completion %	Switches of Play	Crosses Attempted	Crosses Completed	Line Breaks Attempted	Line Breaks Completed	Line Break Completion %	Ball Progressions	Take Ons	Step Ins	Attempts at Goal	Goals
1	Max CROCOMBE	32	25	78%	0	0	0	11	6	55%	0	0	0	0	0
2	Tim PAYNE	28	21	75%	0	2	0	12	6	50%	1	1	0	1	0
4	Tyler BINDON	56	42	75%	1	0	0	20	11	55%	2	2	0	1	0
6	Joe BELL	37	32	86%	0	0	0	4	3	75%	0	0	0	0	0
8	Marko STAMENIC	60	58	97%	1	1	0	17	14	82%	1	1	0	0	0
9	Chris WOOD	9	8	89%	0	0	0	2	1	50%	0	0	0	0	0
10	Sarpreet SINGH	13	10	77%	1	1	0	3	1	33%	0	0	0	0	0
11	Elijah JUST	44	37	84%	2	1	0	15	11	73%	5	3	2	3	1
13	Liberato CACACE	34	30	88%	0	4	0	10	7	70%	2	1	1	0	0
16	Finn SURMAN	48	44	92%	0	0	0	12	11	92%	0	0	0	0	0
23	Ryan THOMAS	13	10	77%	0	0	0	3	1	33%	0	0	0	0	0
3	Francis DE VRIES	8	5	62%	0	0	0	4	2	50%	1	1	0	0	0
5	Michael BOXALL	15	15	100%	0	0	0	3	3	100%	1	0	1	0	0
19	Ben OLD	14	10	71%	0	0	0	2	1	50%	1	1	0	0	0
20	Callum McCOWATT	26	22	85%	0	0	0	4	3	75%	1	1	0	0	0
21	Jesse RANDALL	13	10	77%	0	4	1	2	1	50%	2	2	0	1	0

In Possession - Offers & Receptions



			Offer movement types						
#	Player	Total Offers	In Front	In Between	Out to In	In to Out	In Behind	No Movement	Offers Received
1	Max CROCOMBE	6	0	0	0	0	0	6	5
2	Tim PAYNE	6	1	0	0	0	1	4	0
4	Tyler BINDON	13	4	0	0	0	5	4	5
6	Joe BELL	26	17	7	1	0	0	1	9
8	Marko STAMENIC	26	13	0	1	0	2	10	15
9	Chris WOOD	25	0	10	0	1	13	1	3
10	Sarpreet SINGH	30	5	7	6	1	6	5	9
11	Elijah JUST	48	12	19	3	1	7	6	19
13	Liberato CACACE	33	6	1	0	0	14	12	9
16	Finn SURMAN	20	0	0	0	0	0	20	14
23	Ryan THOMAS	12	1	6	1	0	4	0	6
3	Francis DE VRIES	6	2	0	0	0	2	2	2
5	Michael BOXALL	3	0	0	0	0	0	3	1
19	Ben OLD	12	0	4	0	0	4	4	5
20	Callum McCOWATT	15	3	8	0	1	3	0	6
21	Jesse RANDALL	32	2	6	2	0	16	6	6

In Possession - Distributions



#	Player	Passes Attempted	Passes Completed	Pass Completion %	Switches of Play	Crosses Attempted	Crosses Completed	Line Breaks Attempted	Line Breaks Completed	Line Break Completion %	Ball Progressions	Take Ons	Step Ins	Attempts at Goal	Goals
1	Thibaut COURTOIS	37	27	73%	0	0	0	15	9	60%	0	0	0	0	0
3	Arthur THEATE	44	40	91%	0	0	0	9	5	56%	0	0	0	4	0
4	Brandon MECHELE	59	55	93%	1	0	0	22	20	91%	5	1	4	1	0
5	Maxim DE CUYPER	61	57	93%	0	6	2	12	10	83%	1	0	1	2	0
7	Kevin DE BRUYNE	46	40	87%	1	4	1	18	13	72%	4	3	1	7	1
8	Youri TIELEMANS	56	51	91%	2	0	0	15	13	87%	4	0	4	1	0
10	Leandro TROSSARD	31	27	87%	1	1	1	5	3	60%	2	1	1	7	2
11	Jeremy DOKU	20	16	80%	0	3	2	11	7	64%	15	14	1	2	0
17	Charles DE KETELAERE	31	25	81%	1	2	0	7	4	57%	3	2	1	1	0
20	Hans VANAKEN	50	49	98%	1	0	0	10	10	100%	1	0	1	2	0
21	Timothy CASTAGNE	52	49	94%	0	5	0	19	16	84%	0	0	0	1	0
9	Romelu LUKAKU	4	4	100%	0	0	0	0	0	0%	0	0	0	1	1
22	Alexis SAELEMAEKERS	16	13	81%	0	0	0	3	3	100%	1	1	0	2	1
23	Nicolas RASKIN	5	5	100%	0	1	1	2	2	100%	0	0	0	0	0
24	Amadou ONANA	9	8	89%	0	0	0	2	1	50%	0	0	0	2	0
26	Matias FERNANDEZ-PARDO	9	9	100%	0	3	0	3	2	67%	2	2	0	2	0

In Possession - Offers & Receptions



			Offer movement types						
#	Player	Total Offers	In Front	In Between	Out to In	In to Out	In Behind	No Movement	Offers Received
1	Thibaut COURTOIS	8	0	0	0	0	0	8	6
3	Arthur THEATE	7	3	0	0	0	0	4	4
4	Brandon MECHELE	7	1	0	0	0	0	6	4
5	Maxim DE CUYPER	37	14	2	0	1	13	7	14
7	Kevin DE BRUYNE	42	12	12	0	6	9	3	18
8	Youri TIELEMANS	65	40	7	2	2	6	8	27
10	Leandro TROSSARD	30	2	2	1	3	19	3	11
11	Jeremy DOKU	39	8	8	2	3	7	11	9
17	Charles DE KETELAERE	66	1	17	2	3	38	5	22
20	Hans VANAKEN	40	12	15	0	5	6	2	13
21	Timothy CASTAGNE	50	13	2	0	0	27	8	10
9	Romelu LUKAKU	5	0	0	0	0	5	0	2
22	Alexis SAELEMAEKERS	16	0	3	1	0	6	6	6
23	Nicolas RASKIN	7	4	2	1	0	0	0	4
24	Amadou ONANA	16	11	4	0	0	1	0	3
26	Matias FERNANDEZ-PARDO	10	0	2	0	0	4	4	3

INDIVIDUAL DATA OUT OF POSSESSION



New Zealand v Belgium

Out of Possession



#	Player	Tackles Made / Won	Blocks	Interceptions	Pressing Direct	Pressing Indirect	Duels Won - Aerial	Duels Won - Physical	Possession Contests won	Clearances	Loose Ball Receptions	Pushing On	Pushing On into Pressing	Possession Regains	Possession Interrupted
1	Max CROCOMBE	0 / 0	0	0	0	0	0	0	0	0	2	0	0	6	0
2	Tim PAYNE	2 / 0	3	1	3	17	0	1	1	4	3	21	11	2	5
4	Tyler BINDON	1 / 0	3	2	4	8	1	0	1	11	4	22	7	8	7
6	Joe BELL	0 / 0	1	1	4	23	2	1	3	6	7	25	11	2	7
8	Marko STAMENIC	4 / 0	4	0	6	13	1	0	1	4	6	24	9	2	4
9	Chris WOOD	1 / 0	0	0	2	38	1	0	1	1	1	39	22	0	1
10	Sarpreet SINGH	1 / 0	3	0	2	15	1	0	2	1	2	22	11	1	3
11	Elijah JUST	6 / 0	0	1	10	60	0	0	0	1	7	13	7	2	2
13	Liberato CACACE	3 / 1	3	1	2	21	1	0	1	3	3	27	12	3	5
16	Finn SURMAN	3 / 0	6	1	4	4	0	0	0	5	1	7	1	4	9
23	Ryan THOMAS	4 / 1	2	0	5	31	0	0	0	0	1	19	7	2	2
3	Francis DE VRIES	0 / 0	1	0	1	4	0	0	0	0	1	7	3	1	0
5	Michael BOXALL	1 / 0	0	0	2	4	0	0	0	3	0	2	2	2	1
19	Ben OLD	0 / 0	4	0	3	16	0	0	0	1	0	14	9	2	2
20	Callum McCOWATT	2 / 0	0	1	2	5	0	0	0	0	2	9	3	1	0
21	Jesse RANDALL	0 / 0	0	0	1	11	0	0	0	1	6	13	7	1	1

Out of Possession



#	Player	Tackles Made / Won	Blocks	Interceptions	Pressing Direct	Pressing Indirect	Duels Won - Aerial	Duels Won - Physical	Possession Contests won	Clearances	Loose Ball Receptions	Pushing On	Pushing On into Pressing	Possession Regains	Possession Interrupted
1	Thibaut COURTOIS	0 / 0	0	0	0	0	0	0	0	1	3	0	0	7	0
3	Arthur THEATE	2 / 0	0	1	3	1	3	1	4	8	4	18	3	5	4
4	Brandon MECHELE	1 / 0	1	3	2	5	1	0	2	7	5	8	4	6	4
5	Maxim DE CUYPER	2 / 1	4	4	3	5	0	0	0	2	8	19	6	5	2
7	Kevin DE BRUYNE	2 / 1	1	0	3	20	0	0	0	0	9	10	7	1	1
8	Youri TIELEMANS	2 / 0	2	0	3	20	0	0	0	0	11	36	7	1	2
10	Leandro TROSSARD	0 / 0	2	1	0	26	1	0	2	0	6	20	11	1	2
11	Jeremy DOKU	1 / 0	2	0	2	17	0	1	1	0	8	10	9	2	0
17	Charles DE KETELAERE	3 / 2	5	0	7	32	5	0	5	2	2	37	26	7	3
20	Hans VANAKEN	2 / 0	2	0	1	36	0	0	0	1	5	36	19	2	1
21	Timothy CASTAGNE	1 / 0	6	1	2	16	1	0	1	4	9	21	12	3	4
9	Romelu LUKAKU	0 / 0	0	0	0	5	0	1	1	0	1	5	4	0	0
22	Alexis SAELEMAEKERS	1 / 1	0	0	0	10	0	0	0	0	1	8	6	1	0
23	Nicolas RASKIN	2 / 0	0	0	1	5	0	0	0	1	1	7	1	1	1
24	Amadou ONANA	2 / 1	1	0	2	5	0	0	0	2	2	12	5	3	0
26	Matias FERNANDEZ-PARDO	2 / 0	0	0	3	14	0	0	0	0	3	11	7	0	1

INDIVIDUAL DATA PHYSICAL



New Zealand v Belgium

Physical Data



#	Player	Total Distance (m)	Zone 1: 0-7 km/h (m)	Zone 2: 7-15 km/h (m)	Zone 3: 15-20 km/h (m)	Zone 4: 20-25 km/h (m)	Zone 5: 25+ km/h (m)	High Speed Runs (Zone 3)	Sprints (Zone 4 & 5)	Top Speed (km/h)
1	Max CROCOMBE	4349.3	3457.7	838.7	52.9	0	0	5.0	0	19.3
2	Tim PAYNE	7441.3	2721.8	3256.7	1073.4	290.7	98.7	97.0	24.0	33.7
4	Tyler BINDON	10804.0	3547.7	5142.3	1318.5	550.5	244.9	116.0	34.0	29.8
6	Joe BELL	8554.7	2303.3	4103.3	1618.7	430.2	99.2	133.0	34.0	28.2
8	Marko STAMENIC	11141.7	3556.9	4727.3	2003.6	682.9	171.0	157.0	49.0	29.7
9	Chris WOOD	10577.3	4129.6	4102.9	1427.6	725.7	191.5	131.0	57.0	30.0
10	Sarpreet SINGH	6144.1	1783.5	2820.9	1110.5	375.3	53.8	93.0	30.0	27.9
11	Elijah JUST	11959.1	3491.1	5582.9	2017.0	654.8	213.3	169.0	56.0	30.3
13	Liberato CACACE	9140.5	3084.1	3853.9	1434.2	575.1	193.2	130.0	44.0	29.7
16	Finn SURMAN	10521.1	3833.4	4524.7	1400.1	498.2	264.7	118.0	40.0	32.3
23	Ryan THOMAS	6700.0	1792.9	2854.4	1432.7	529.3	90.7	110.0	41.0	29.1
3	Francis DE VRIES	1986.0	720.9	780.4	262.5	102.1	120.1	24.0	10.0	32.3
5	Michael BOXALL	2884.9	1102.3	1177.6	266.2	150.2	188.6	19.0	12.0	32.9
19	Ben OLD	5818.8	1873.2	2244.1	1033.6	456.7	211.2	79.0	32.0	32.2
20	Callum McCOWATT	3758.2	1050.8	1612.6	660.6	330.8	103.4	65.0	19.0	27.5
21	Jesse RANDALL	5847.2	1792.0	2372.3	896.6	517.2	269.1	76.0	44.0	33.5

Physical Data



#	Player	Total Distance (m)	Zone 1: 0-7 km/h (m)	Zone 2: 7-15 km/h (m)	Zone 3: 15-20 km/h (m)	Zone 4: 20-25 km/h (m)	Zone 5: 25+ km/h (m)	High Speed Runs (Zone 3)	Sprints (Zone 4 & 5)	Top Speed (km/h)
1	Thibaut COURTOIS	5099.0	4043.0	898.8	126.1	21.2	10.0	9.0	2.0	26.5
3	Arthur THEATE	10534.5	3849.2	5097.6	1207.0	323.4	57.3	94.0	29.0	31.5
4	Brandon MECHELE	10930.6	3462.8	5182.7	1807.2	404.6	73.3	153.0	30.0	28.4
5	Maxim DE CUYPER	11590.5	3665.8	5126.0	1668.5	752.9	377.4	136.0	56.0	31.5
7	Kevin DE BRUYNE	8972.8	3010.1	3723.1	1466.0	574.7	198.8	109.0	42.0	31.7
8	Youri TIELEMANS	10473.7	2909.4	4984.2	1818.6	575.0	186.5	142.0	43.0	29.8
10	Leandro TROSSARD	8877.3	2771.7	3846.8	1475.4	572.0	211.5	122.0	50.0	33.2
11	Jeremy DOKU	6438.5	2874.0	2136.2	989.8	335.4	103.1	89.0	27.0	34.7
17	Charles DE KETELAERE	9616.7	3510.0	3786.7	1351.3	738.2	230.6	112.0	62.0	31.8
20	Hans VANAKEN	11686.0	4000.4	4876.0	1876.7	735.0	197.9	161.0	51.0	29.5
21	Timothy CASTAGNE	12587.3	3667.3	5603.6	2019.9	957.4	339.1	170.0	75.0	32.6
9	Romelu LUKAKU	1200.9	431.8	460.0	148.8	55.0	105.3	11.0	5.0	30.9
22	Alexis SAELEMAEKERS	2932.9	892.9	1252.0	403.0	187.4	197.7	31.0	13.0	32.3
23	Nicolas RASKIN	1415.8	380.0	673.2	215.3	139.5	7.8	19.0	8.0	25.4
24	Amadou ONANA	2887.8	884.3	1321.5	479.8	146.5	55.6	40.0	11.0	30.4
26	Matias FERNANDEZ-PARDO	4605.6	1818.1	1561.7	530.1	370.2	325.5	46.0	32.0	34.8



TM