



## **Norway 1 - 4 France**

Group I - Match 61

26 June 2026

15:00 Kick Off

Boston Stadium

# **POST MATCH SUMMARY REPORT**

# Match Summary - Teams



1 - 4

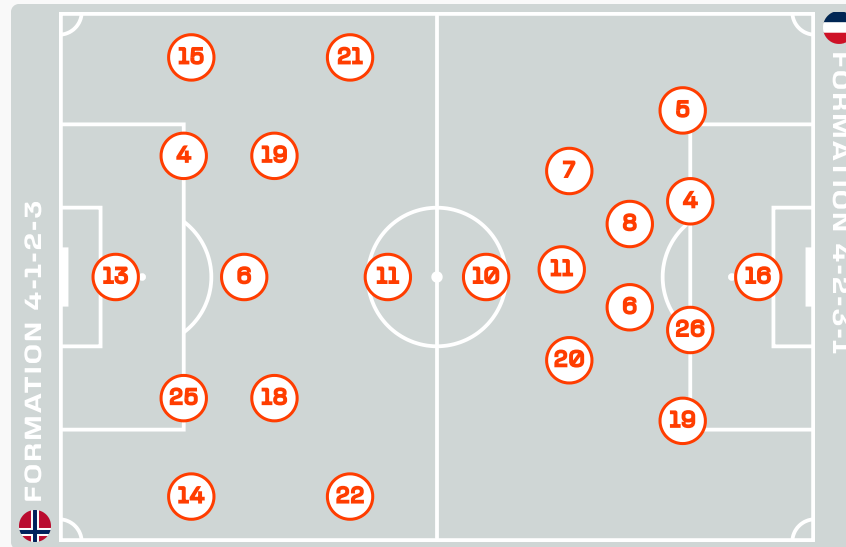


## STARTING

- 13 GK Egil SELVIK
- 4 DF Leo OSTIGARD
- 6 MF Patrick BERG 10'
- 11 FW Jorgen STRAND LARSEN
- 14 MF Fredrik AURSNES
- 15 DF Fredrik Andre BJORKAN ↓ 45'
- 18 MF Kristian THORSTVEDT ↓ 45'
- 19 MF Thelo AASGAARD 21'
- 21 MF Andreas SCHJELDERUP ↓ 83'
- 22 MF Oscar BOBB ↓ 83'
- 25 DF Henrik FALCHENER ↓ 67'

## SUBSTITUTES

- 1 GK Orjan NYLAND
- 12 GK Sander TANGVIK
- 2 MF Morten THORSBY ↑ 45'
- 3 DF Kristoffer AJER
- 5 DF David MOLLER WOLFE
- 7 FW Alexander SORLOTH
- 8 MF Sander BERGE
- 9 FW Erling HAALAND
- 10 MF Martin ODEGAARD
- 16 DF Marcus HOLMGREN PEDERSEN ↑ 45'
- 17 DF Torbjorn HEGGEM
- 20 FW Antonio NUSA ↑ 83'
- 23 MF Jens Petter HAUGE ↑ 83'
- 24 DF Sondre LANGAS ↑ 67'
- 26 FW Julian RYERSON



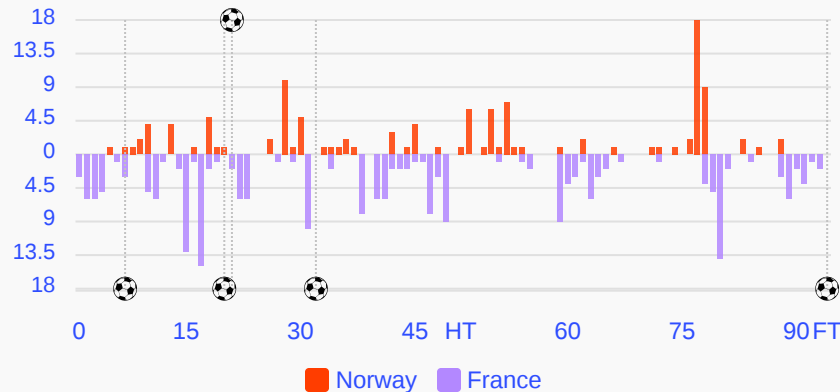
## STARTING

- Mike MAIGNAN GK 16
- ↓ 76' Dayot UPAMECANO DF 4
- ↓ 87' Jules KOUNDE DF 5
- Manu KONE MF 6
- ↓ 65' Ousmane DEMBELE FW 7
- 74' Aurelien TCHOUAMENI MF 8
- ↓ 87' Kylian MBAPPE FW 10
- ↓ 65' Michael OLISE FW 11
- Theo HERNANDEZ DF 19
- 90+4' Desire DOUE FW 20
- Maxence LACROIX DF 26

## SUBSTITUTES

- Brice SAMBA GK 1
- Robin RISSER GK 23
- ↑ 87' Malo GUSTO DF 2
- Lucas DIGNE DF 3
- Marcus THURAM FW 9
- ↑ 65' Bradley BARCOLA FW 12
- Ngolo KANTE MF 13
- Adrien RABIOT MF 14
- ↑ 76' Ibrahima KONATE DF 15
- William SALIBA DF 17
- Warren ZAIRE-EMERY MF 18
- Lucas HERNANDEZ DF 21
- ↑ 87' Jean-Philippe MATETA FW 22
- ↑ 65' Rayan CHERKI MF 24
- Maghnes AKLIUCHE MF 25

## Distribution in the Final Third



# Match Summary - Key Statistics



1 - 4



## Possession

Total	41%	7.8%	51.2%	Total
1	Goals			4
1.45	xG (Expected Goals)			1.05
10 (5)	Attempts at Goal (On Target)			18 (9)
449 (367)	Total Passes (Complete)			549 (492)
82 %	Pass Completion %			90 %
75	Completed Line Breaks			98
4	Defensive Line Breaks			21
96	Receptions in the Final Third			184
9	Crosses			16
24	Ball Progressions			28
297 (43)	Defensive Pressures Applied (Direct Pressures)			234 (45)
38	Forced Turnovers			43
64	Second Balls			68
113.5 km	Total Distance Covered			109.1 km
6 km	Zone 4 - Low Speed Sprinting: 20-25 km/h			5.6 km



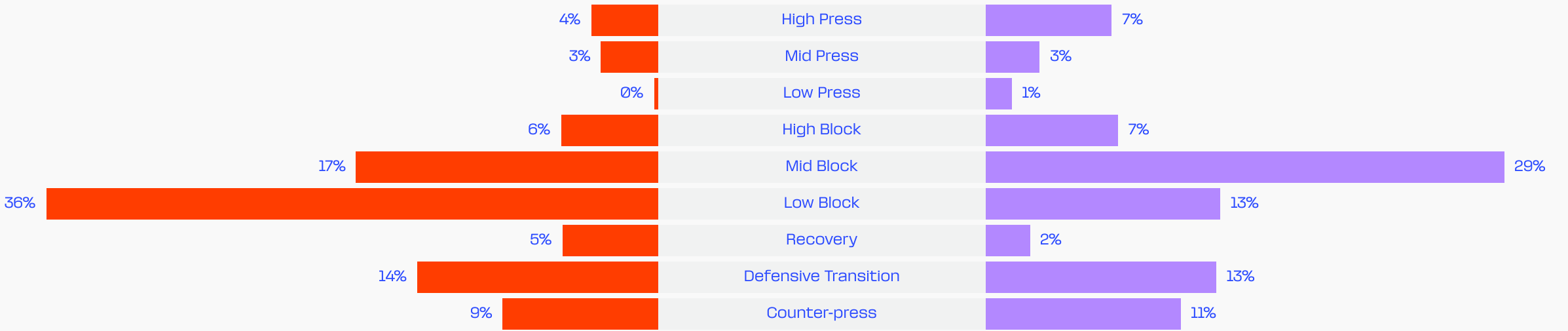
# Phases of Play



## IN POSSESSION



## OUT OF POSSESSION

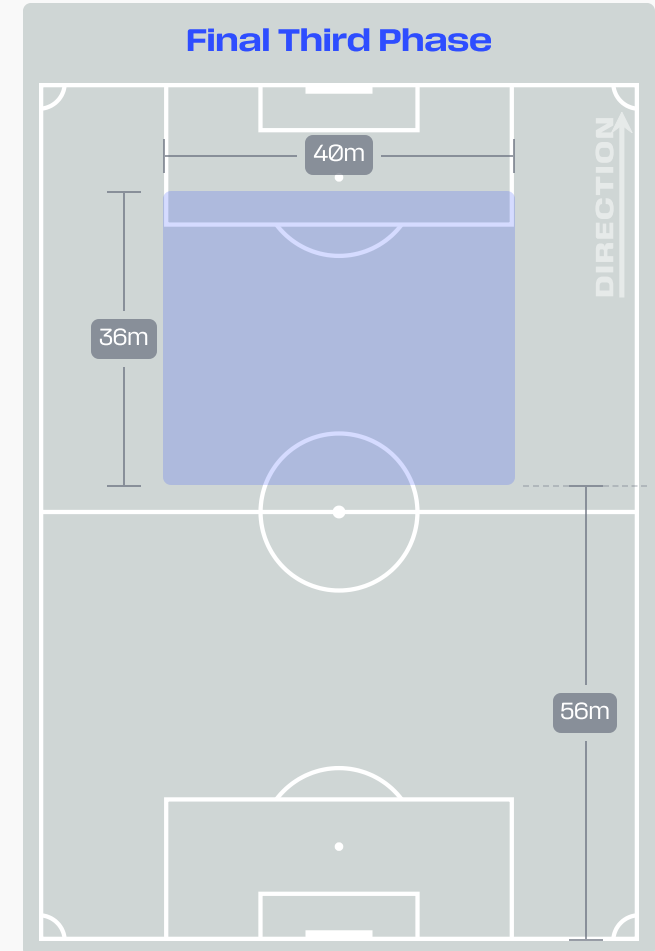
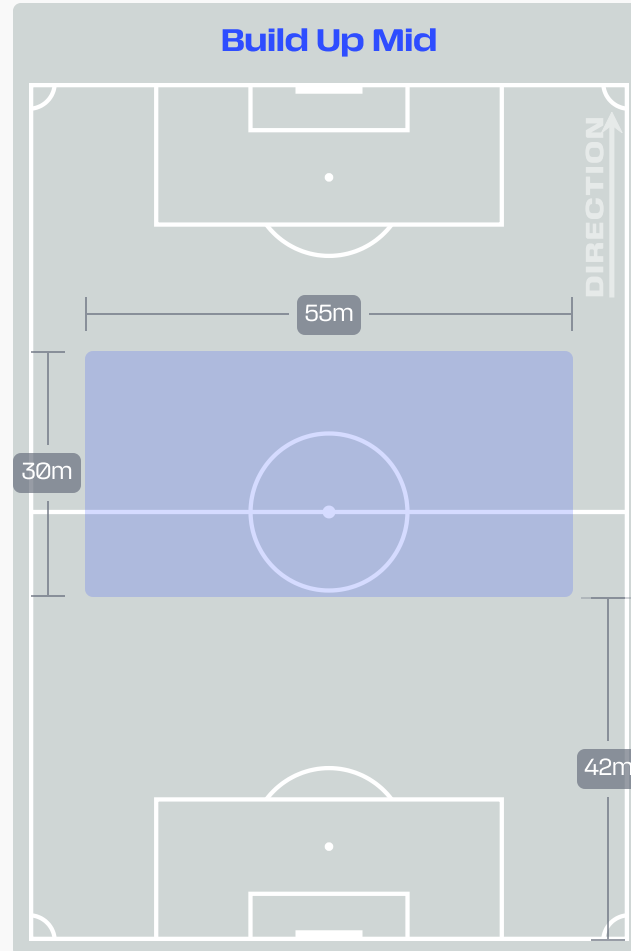
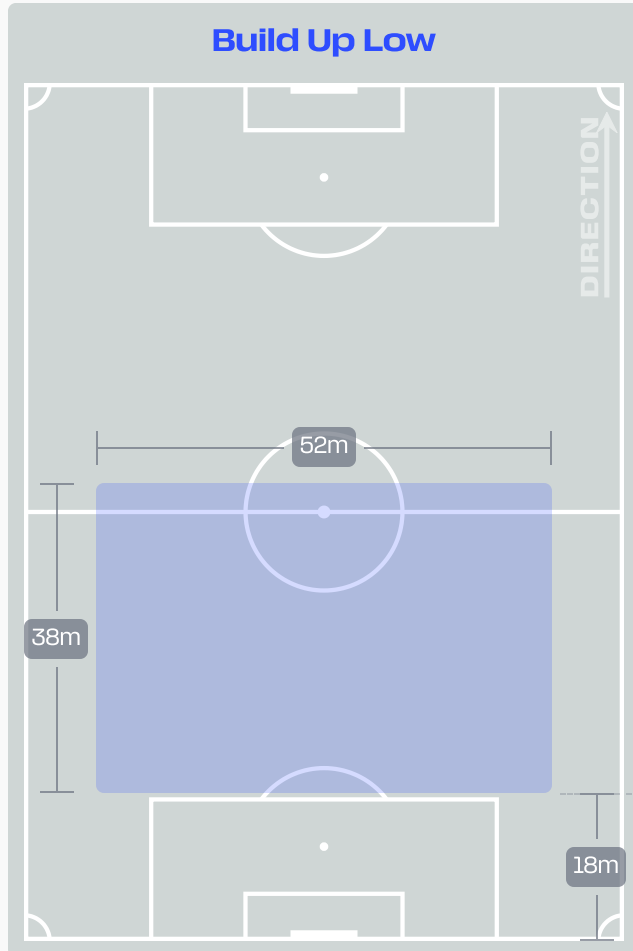


# IN POSSESSION

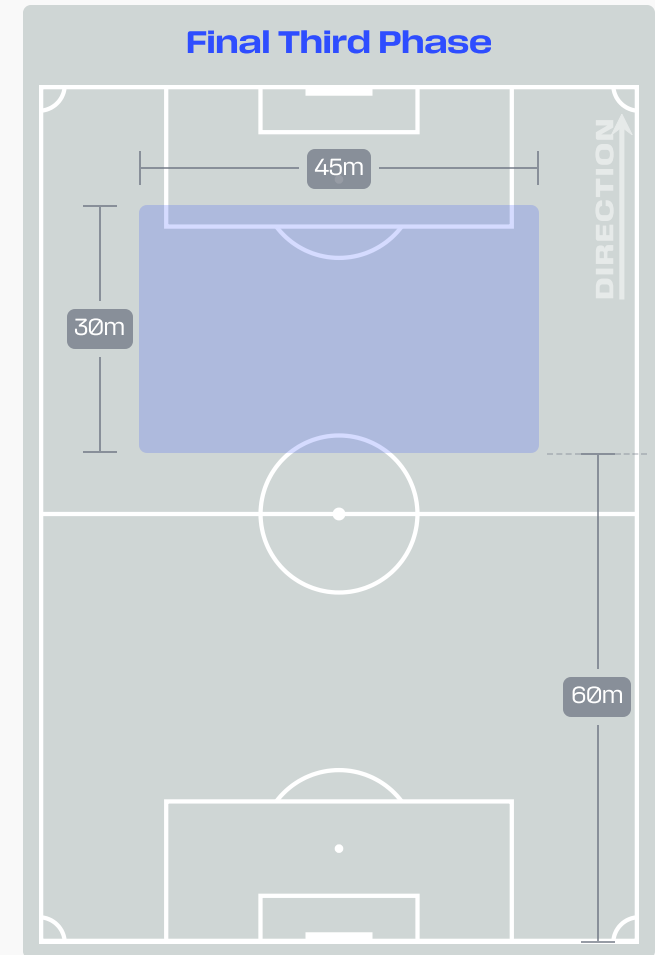
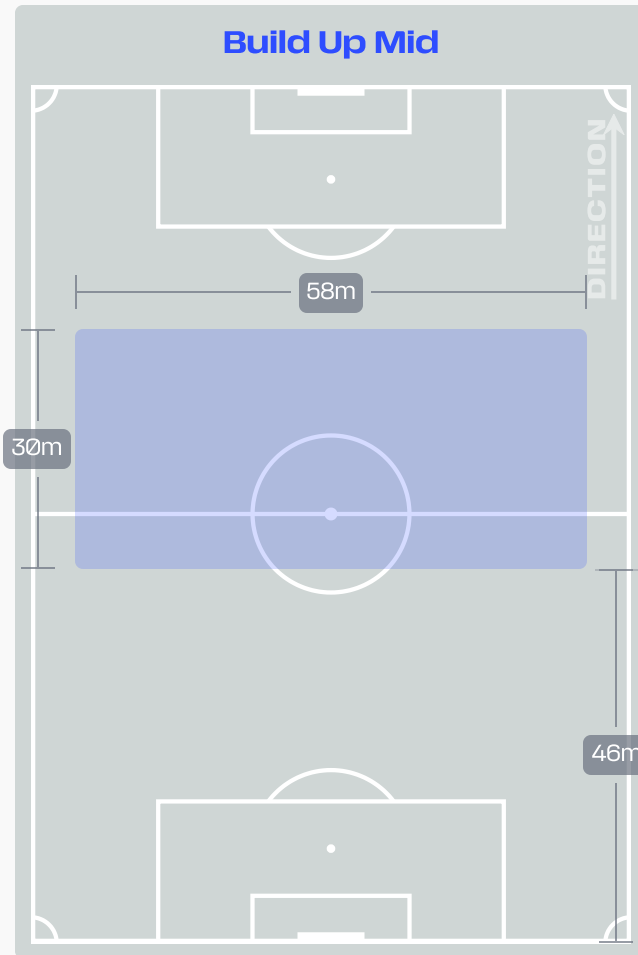
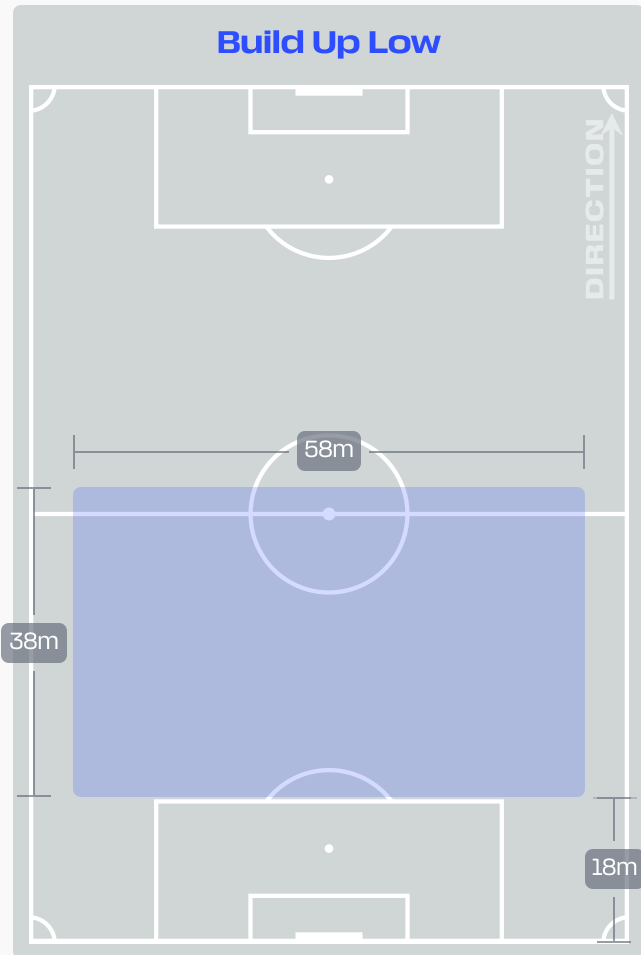


Norway v France

# In Possession Line Height & Team Length



# In Possession Line Height & Team Length

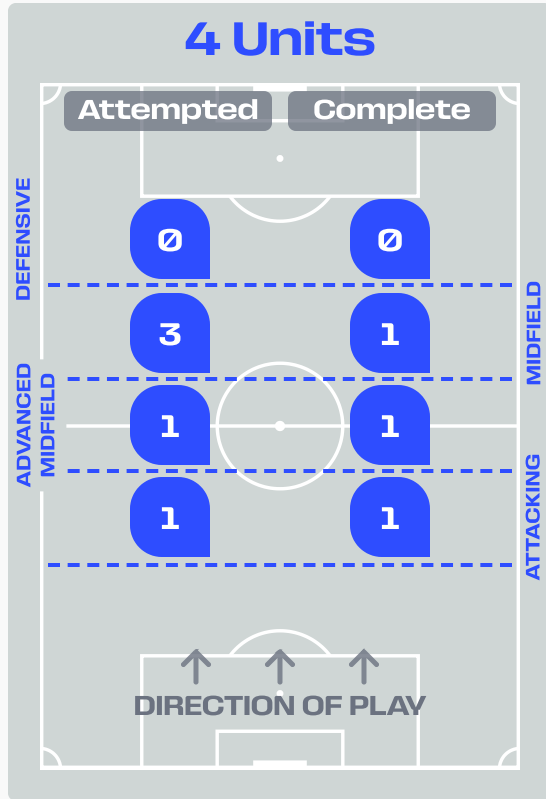
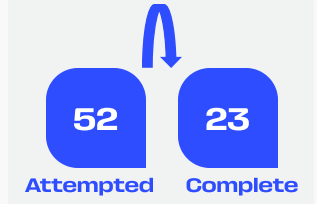
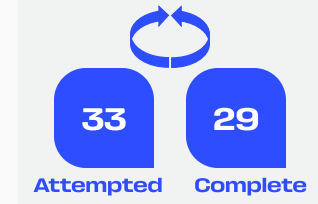
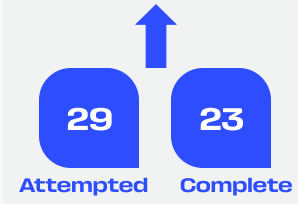


# Line Breaks

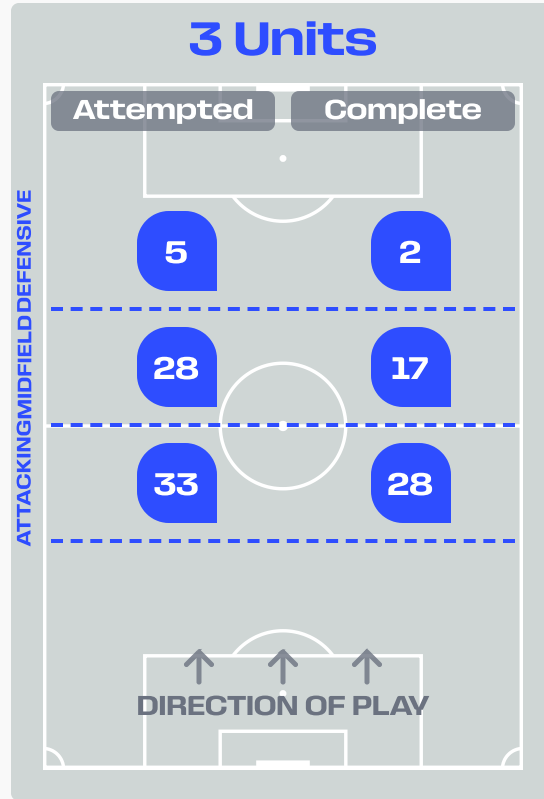


## Attempted Line Breaks

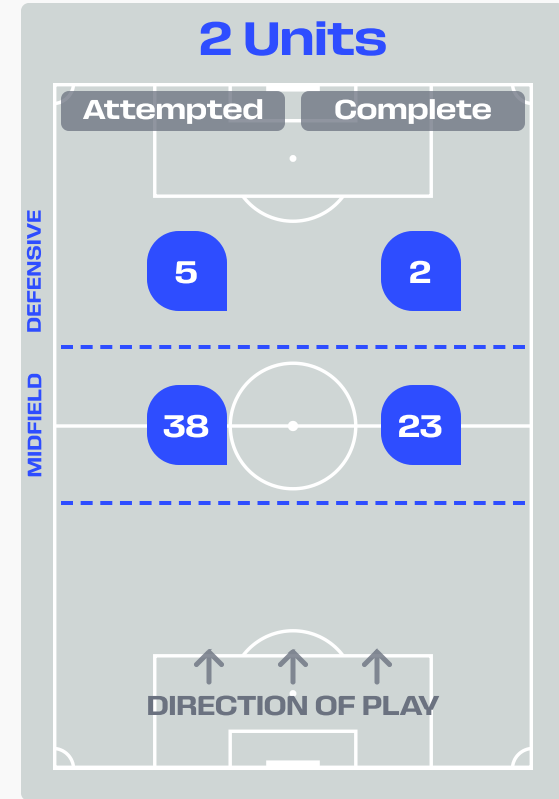
# 114



<b>Attempted Line Breaks</b>	<b>5</b>
Inside Shape	5
Outside Shape	0



<b>Attempted Line Breaks</b>	<b>66</b>
Inside Shape	39
Outside Shape	27



<b>Attempted Line Breaks</b>	<b>43</b>
Inside Shape	35
Outside Shape	8

# Line Breaks

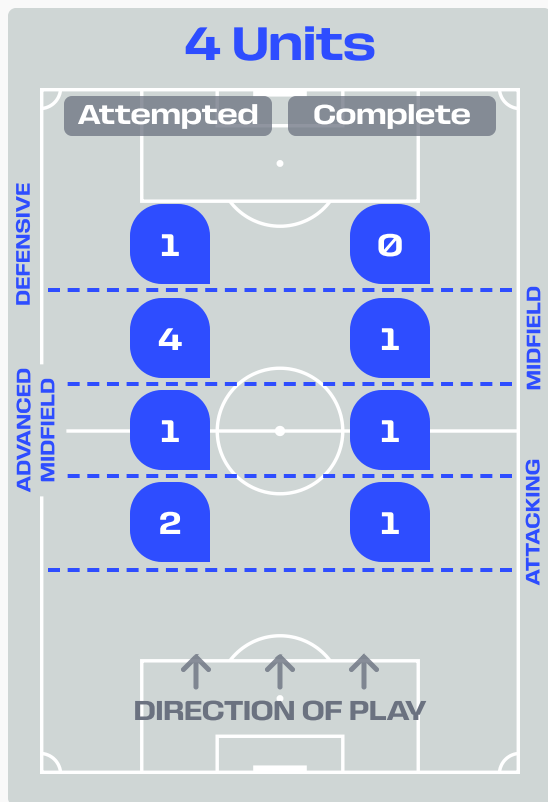


**Attempted Line Breaks**  
**130**

44 Attempted 30 Complete

51 Attempted 44 Complete

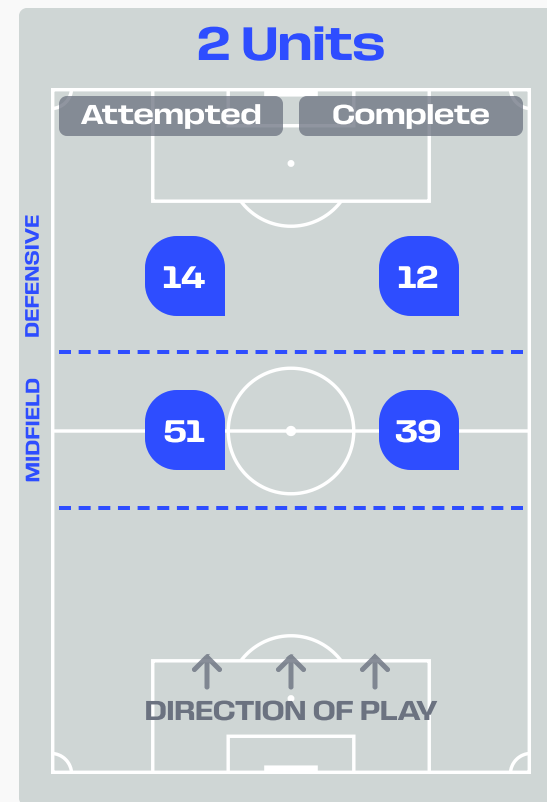
35 Attempted 24 Complete



<b>Attempted Line Breaks</b>	<b>8</b>
Inside Shape	7
Outside Shape	1



<b>Attempted Line Breaks</b>	<b>57</b>
Inside Shape	27
Outside Shape	30



<b>Attempted Line Breaks</b>	<b>65</b>
Inside Shape	30
Outside Shape	35

## Line Breaks



					4 Units				3 Units			2 Units		Direction			Distribution Type		
#	Player	Line Breaks Attempted	Line Breaks Completed	Line Break Completion %	Attacking Line	Attacking Midfield Line	Midfield Line	Defensive Line	Attacking Line	Midfield Line	Defensive Line	Midfield Line	Defensive Line	Through	Around	Over	Pass	Cross	Ball Progression
13	Egil SELVIK	17	10	59%	1	0	2	0	5	6	0	3	0	1	2	14	17	0	0
4	Leo OSTIGARD	16	11	69%	0	0	0	0	8	5	0	3	0	6	1	9	16	0	0
6	Patrick BERG	12	7	58%	0	0	1	0	6	2	0	3	0	3	4	5	10	1	1
11	Jorgen STRAND LARSEN	2	0	0%	0	0	0	0	0	0	1	1	0	1	0	1	2	0	0
14	Fredrik AURSNES	14	10	71%	0	1	0	0	2	2	0	7	2	2	3	9	14	0	0
15	Fredrik Andre BJORKAN	5	5	100%	0	0	0	0	2	2	0	1	0	1	3	1	4	0	1
18	Kristian THORSTVEDT	4	2	50%	0	0	0	0	1	2	1	0	0	2	1	1	4	0	0
19	Thelo AASGAARD	11	10	91%	0	0	0	0	2	3	0	5	1	8	3	0	10	0	1
21	Andreas SCHJELDERUP	5	4	80%	0	0	0	0	0	1	2	1	1	0	4	1	3	0	2
22	Oscar BOBB	6	5	83%	0	0	0	0	0	1	0	4	1	2	3	1	6	0	0
25	Henrik FALCHENER	4	2	50%	0	0	0	0	1	2	0	1	0	0	2	2	4	0	0
2	Morten THORSBY	2	2	100%	0	0	0	0	1	0	0	1	0	1	1	0	2	0	0
16	Marcus HOLMGREN PEDERSEN	9	2	22%	0	0	0	0	3	2	0	4	0	0	2	7	9	0	0
20	Antonio NUSA	1	0	0%	0	0	0	0	0	0	1	0	0	0	1	0	1	0	0
23	Jens Petter HAUGE	2	1	50%	0	0	0	0	0	0	0	2	0	2	0	0	2	0	0
24	Sondre LANGAS	4	4	100%	0	0	0	0	2	0	0	2	0	0	3	1	4	0	0

## Line Breaks



					4 Units				3 Units			2 Units		Direction			Distribution Type		
#	Player	Line Breaks Attempted	Line Breaks Completed	Line Break Completion %	Attacking Line	Attacking Midfield Line	Midfield Line	Defensive Line	Attacking Line	Midfield Line	Defensive Line	Midfield Line	Defensive Line	Through	Around	Over	Pass	Cross	Ball Progression
16	Mike MAIGNAN	7	3	43%	0	1	0	0	3	1	0	2	0	0	0	7	7	0	0
4	Dayot UPAMECANO	7	4	57%	0	0	0	0	4	1	0	2	0	0	4	3	7	0	0
5	Jules KOUNDE	14	10	71%	0	0	1	0	4	2	0	6	1	3	6	5	14	0	0
6	Manu KONE	8	8	100%	0	0	0	0	0	1	0	6	1	4	3	1	8	0	0
7	Ousmane DEMBELE	17	11	65%	0	0	0	0	1	3	3	7	3	10	2	5	17	0	0
8	Aurelien TCHOUAMENI	9	9	100%	0	0	0	0	4	1	0	4	0	4	4	1	9	0	0
10	Kylian MBAPPE	9	7	78%	0	0	0	0	0	1	2	4	2	5	2	2	8	0	1
11	Michael OLISE	15	12	80%	0	0	2	0	1	1	1	6	4	6	7	2	12	0	3
19	Theo HERNANDEZ	17	16	94%	0	0	0	0	5	5	1	6	0	1	9	7	15	2	0
20	Desire DOUE	13	7	54%	0	0	0	1	2	1	2	5	2	6	6	1	11	1	1
26	Maxence LACROIX	8	5	62%	1	0	1	0	4	0	0	2	0	4	3	1	8	0	0
2	Malo GUSTO	0	0	0%	0	0	0	0	0	0	0	0	0	0	0	0	0	0	0
12	Bradley BARCOLA	1	1	100%	0	0	0	0	0	0	1	0	0	0	1	0	0	0	1
15	Ibrahima KONATE	3	3	100%	1	0	0	0	1	1	0	0	0	1	2	0	2	0	1
22	Jean-Philippe MATETA	0	0	0%	0	0	0	0	0	0	0	0	0	0	0	0	0	0	0
24	Rayan CHERKI	2	2	100%	0	0	0	0	0	0	0	1	1	0	2	0	1	0	1



# Passing Networks

#	Passes From ↓ to →	Egil SELVIK	Leo OSTIGARD	Patrick BERG	Jorgen STRAND LARSEN	Fredrik AURNES	Fredrik Andre BJORKAN	Kristian THORSTVEDT	Thelo AASGAARD	Andreas SCHJELDERUP	Oscar BOBB	Henrik FALCHENER	Morten THORSBY	Marcus HOLMGREN PEDERSEN	Antonio NUSA	Jens Petter HAUGE	Sondre LANGAS
13	Egil SELVIK		6	0	2	1	1	1	1	1	0	3	0	0	0	0	0
4	Leo OSTIGARD	4		10	3	5	2	0	9	2	0	4	4	5	0	0	2
6	Patrick BERG	0	14		2	9	6	3	4	3	4	2	2	1	0	0	0
11	Jorgen STRAND LARSEN	0	0	5		1	0	0	4	2	2	0	1	0	0	1	0
14	Fredrik AURNES	3	2	11	2		0	2	3	0	10	5	5	0	0	1	2
15	Fredrik Andre BJORKAN	0	5	4	1	0		0	4	5	0	0	0	0	0	0	0
18	Kristian THORSTVEDT	0	0	1	1	2	1		1	0	2	0	0	0	0	0	0
19	Thelo AASGAARD	0	3	4	4	2	2	0		11	3	1	2	2	3	0	0
21	Andreas SCHJELDERUP	0	4	1	3	1	3	0	4		3	0	0	3	0	0	0
22	Oscar BOBB	1	1	3	1	8	0	4	3	1		2	2	0	0	0	0
25	Henrik FALCHENER	4	4	0	0	8	0	0	1	0	1		0	0	0	0	0
2	Morten THORSBY	0	3	1	0	5	0	0	1	0	3	1		1	0	0	2
16	Marcus HOLMGREN PEDERSEN	0	6	0	0	0	0	0	2	1	0	0	1		0	0	0
20	Antonio NUSA	0	0	1	0	0	0	0	0	0	0	0	0	0		0	0
23	Jens Petter HAUGE	0	0	1	1	0	0	0	0	0	0	0	0	0	0		0
24	Sondre LANGAS	1	1	1	0	4	0	0	1	0	0	0	0	0	0	1	

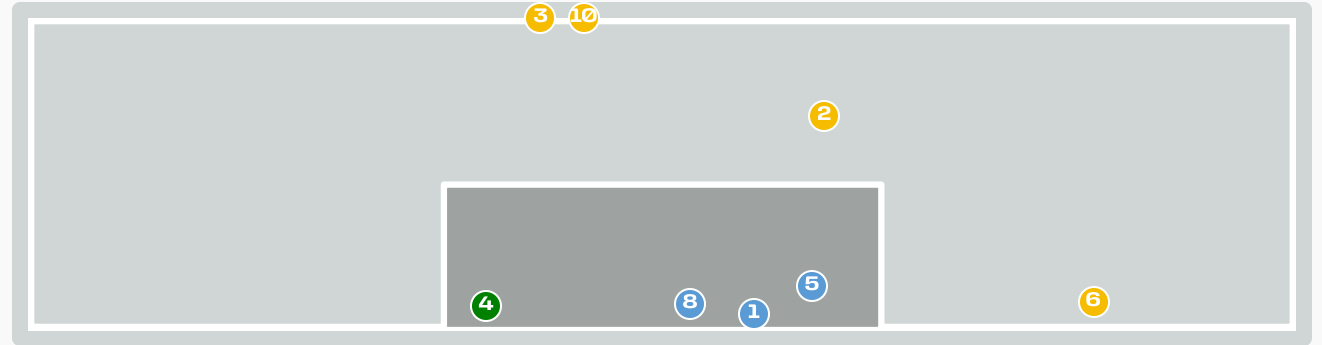
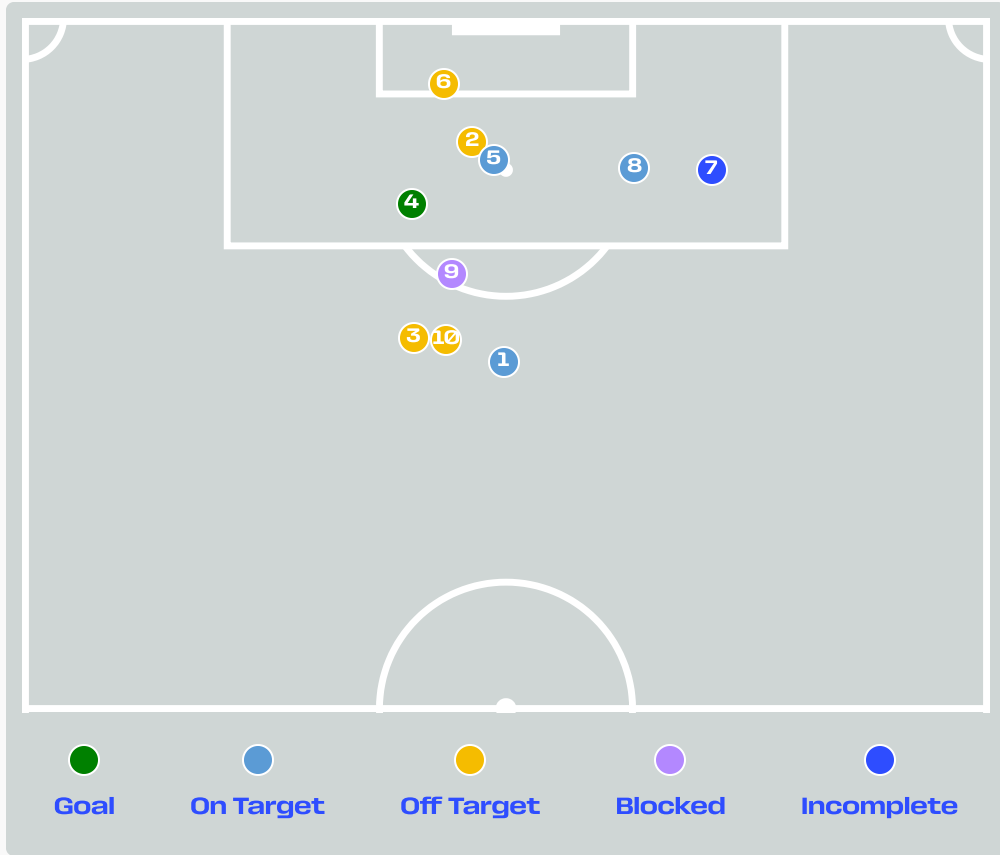
Top 5 Player to Player Passers		
Player	Passed To	% of Total Team Passes
Patrick BERG	Leo OSTIGARD	4%
Fredrik AURNES	Patrick BERG	3.2%
Thelo AASGAARD	Andreas SCHJELDERUP	3.2%
Leo OSTIGARD	Patrick BERG	2.9%
Fredrik AURNES	Oscar BOBB	2.9%






# Passing Networks

#	Passes From ↓ to →	Mike MAIGNAN	Dayot UPAMECANO	Jules KOUNDE	Manu KONE	Ousmane DEMBELE	Aurelien TCHOUAMENI	Kylian MBAPPE	Michael OLISE	Theo HERNANDEZ	Desire DOUE	Maxence LACROIX	Malo GUSTO	Bradley BARCOLA	Ibrahima KONATE	Jean-Philippe MATETA	Rayan CHERKI
16	Mike MAIGNAN		5	2	1	0	1	0	1	1	0	6	0	0	0	0	0
4	Dayot UPAMECANO	5		11	3	7	5	0	3	1	2	2	0	0	0	0	0
5	Jules KOUNDE	1	9		4	8	5	3	6	0	4	2	0	0	0	0	2
6	Manu KONE	0	5	1		3	9	2	7	7	5	6	1	0	0	0	6
7	Ousmane DEMBELE	0	1	5	0		6	7	4	3	4	1	0	0	0	0	0
8	Aurelien TCHOUAMENI	2	7	7	10	5		4	5	8	2	5	1	0	5	0	0
10	Kylian MBAPPE	0	1	1	3	4	2		6	3	3	1	0	0	0	0	3
11	Michael OLISE	1	1	6	3	11	5	3		3	3	1	0	0	0	0	0
19	Theo HERNANDEZ	1	0	0	3	1	5	7	1		13	3	0	7	0	0	1
20	Desire DOUE	0	1	0	8	1	2	8	4	2		6	2	2	0	0	3
26	Maxence LACROIX	5	7	1	7	1	7	0	2	9	2		0	0	2	0	0
2	Malo GUSTO	1	0	0	1	0	0	0	0	0	3	1		0	1	0	1
12	Bradley BARCOLA	0	0	0	1	0	0	0	0	2	1	0	0		0	0	4
15	Ibrahima KONATE	3	0	0	0	0	2	0	0	0	2	2	1	0		0	0
22	Jean-Philippe MATETA	0	0	0	0	0	0	0	0	0	0	0	0	0	0		0
24	Rayan CHERKI	0	0	6	1	0	3	1	0	2	2	1	4	0	1	0	

Top 5 Player to Player Passers		
Player	Passed To	% of Total Team Passes
Theo HERNANDEZ	Desire DOUE	2.7%
Dayot UPAMECANO	Jules KOUNDE	2.3%
Michael OLISE	Ousmane DEMBELE	2.3%
Aurelien TCHOUAMENI	Manu KONE	2.1%
Jules KOUNDE	Dayot UPAMECANO	1.9%

# Attempts at Goal



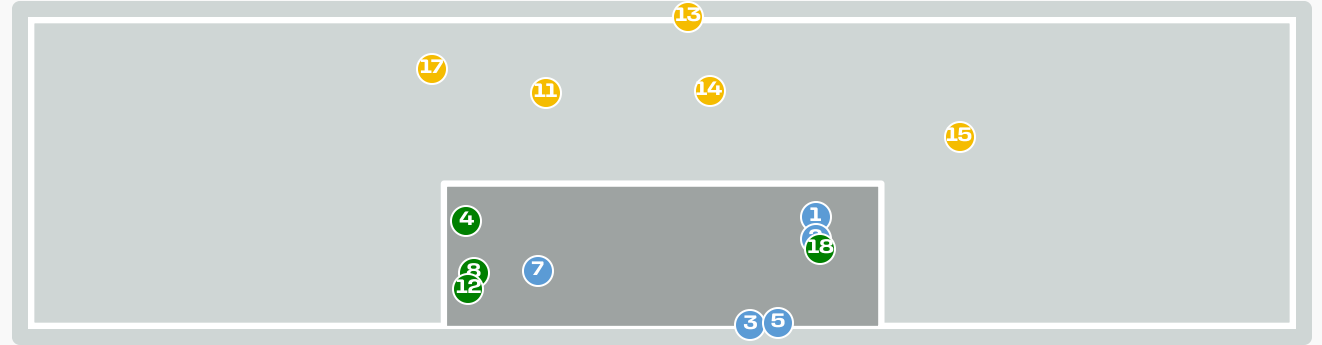
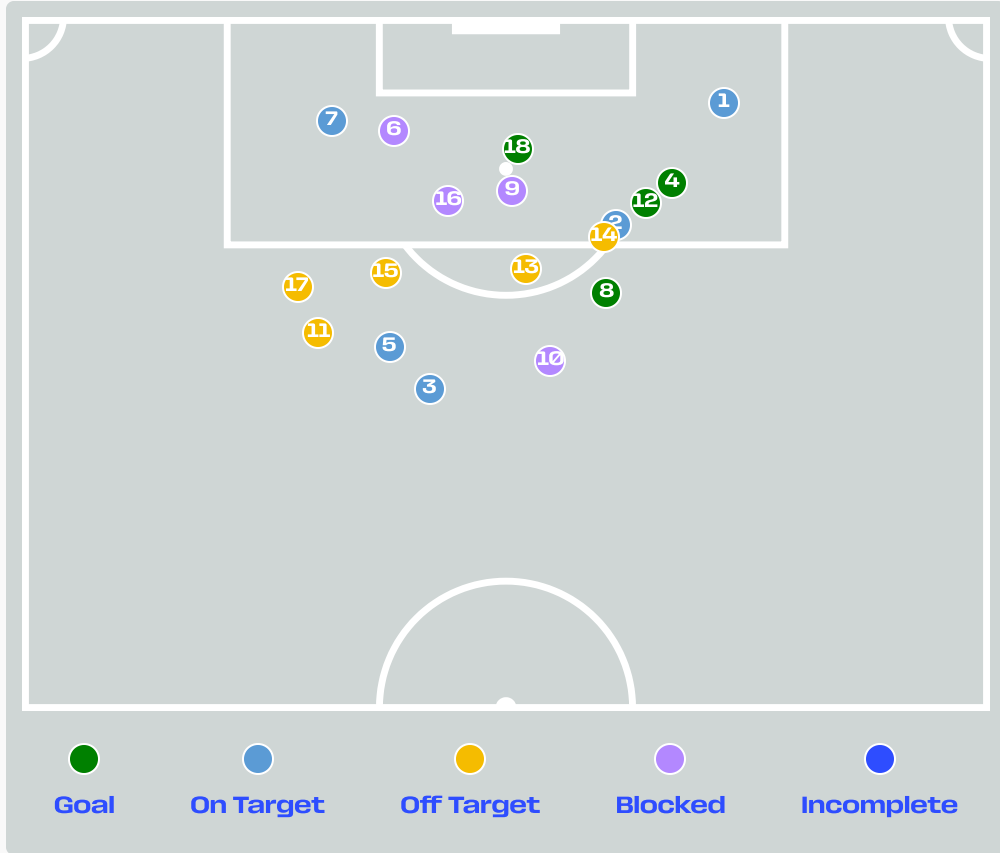
Key	Outcome	Shots
	Goals	1
	On Target	3
	Off Target	4
	Blocked	1
	Incomplete	1






# Attempts at Goal



Time	Player	Outcome	Body Part	Delivery Type
10	18 Kristian THORSTVEDT	On Target - Saved	Left Foot	Loose Ball
13	11 Jorgen STRAND LARSEN	Off Target	Right Foot	Pass
18	19 Thelo AASGAARD	Deflected Off Target - Defensive Event	Right Foot	Pass
20	19 Thelo AASGAARD	On Target - Goal	Right Foot	Pass
49	11 Jorgen STRAND LARSEN	On Target - Saved	Right Foot	Penalty
54	4 Leo OSTIGARD	Off Target	Head	Corner
63	22 Oscar BOBB	Deflected On Target - Defensive Event	Left Foot	Ball Progression
71	22 Oscar BOBB	On Target - Saved	Left Foot	Pass
78	6 Patrick BERG	Incomplete - Blocked	Right Foot	Pass
86	14 Fredrik AURS NES	Off Target	Right Foot	Loose Ball

# Attempts at Goal



Key	Outcome	Shots
	Goals	4
	On Target	5
	Off Target	5
	Blocked	4
	Incomplete	0

## Attempts at Goal

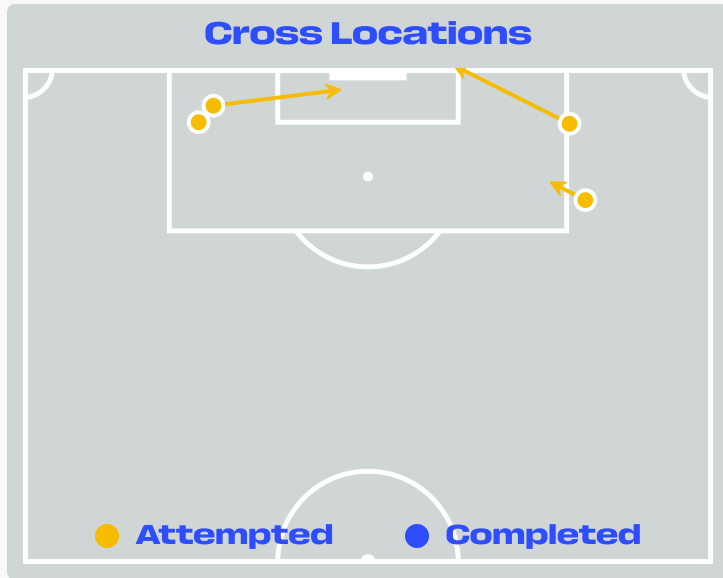
Time	Player	Outcome	Body Part	Delivery Type
0	10 Kylian MBAPPE	On Target - Saved	Right Foot	Pass
3	6 Manu KONE	On Target - Saved	Right Foot	Loose Ball
4	20 Desire DOUE	Deflected On Target - Saved	Right Foot	Pass
6	7 Ousmane DEMBELE	On Target - Goal	Right Foot	Pass
7	20 Desire DOUE	On Target - Saved	Right Foot	Other
12	11 Michael OLISE	Incomplete - Blocked	Left Foot	Pass
16	10 Kylian MBAPPE	On Target - Saved	Right Foot	Pass
19	7 Ousmane DEMBELE	On Target - Goal	Left Foot	Pass
22	11 Michael OLISE	Incomplete - Blocked	Right Foot	Cross
22	20 Desire DOUE	Incomplete - Blocked	Right Foot	Pass
23	19 Theo HERNANDEZ	Off Target	Left Foot	Pass
31	7 Ousmane DEMBELE	On Target - Goal	Left Foot	Pass
34	8 Aurelien TCHOUAMENI	Off Target	Right Foot	Pass
45	11 Michael OLISE	Off Target	Right Foot	Pass
55	10 Kylian MBAPPE	Off Target	Right Foot	Pass
63	10 Kylian MBAPPE	Incomplete - Blocked	Right Foot	Ball Progression
91	19 Theo HERNANDEZ	Off Target	Left Foot	Pass

# Attempts at Goal

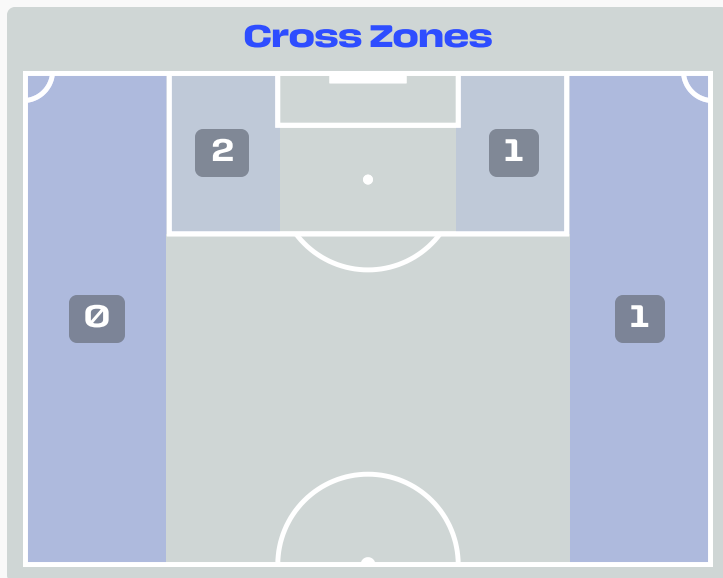
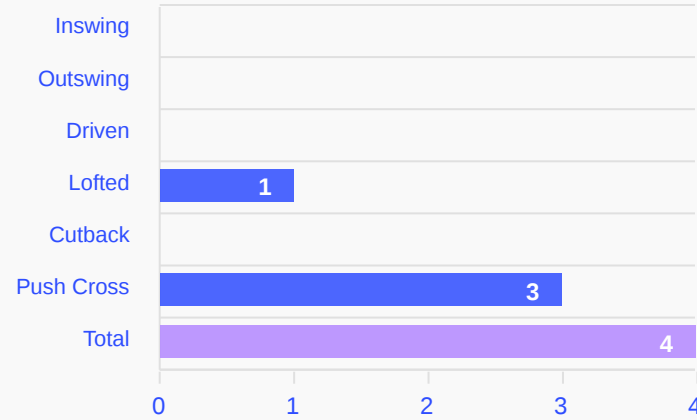


Time	Player	Outcome	Body Part	Delivery Type
93	20 Desire DOUE	On Target - Goal	Head	Cross

# Crosses (Open Play)



### Delivery Type



Attempted

4

Completed

0

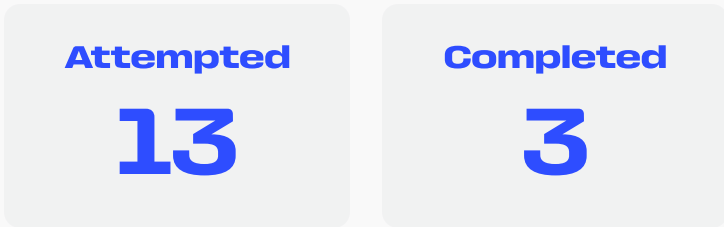
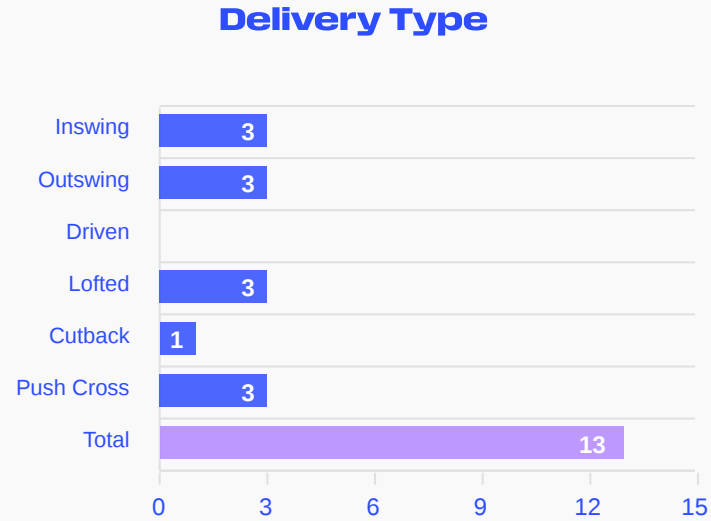
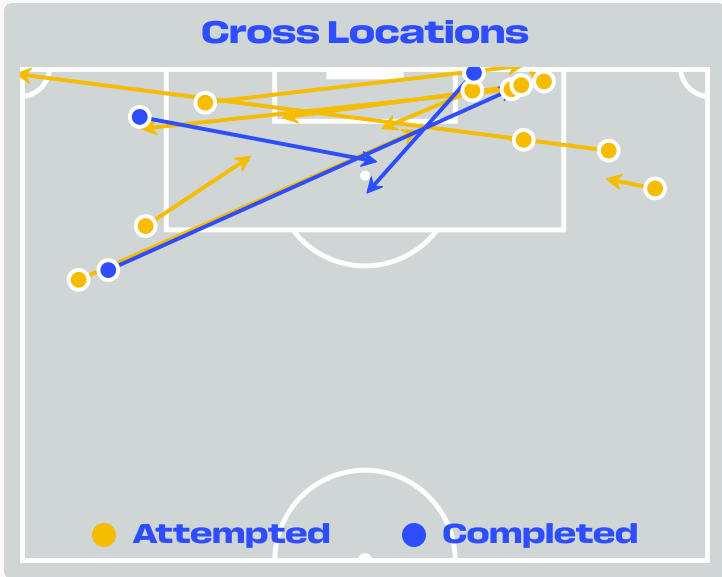
Most Crosses Attempted

2

**Andreas SCHJELDERUP**  
LEFT WINGER

#	Player	Inswing	Outswing	Driven	Lofted	Cutback	Push Cross	Total Attempted
13	Egil SELVIK	0	0	0	0	0	0	0
4	Leo OSTIGARD	0	0	0	0	0	0	0
6	Patrick BERG	0	0	0	0	0	0	0
11	Jorgen STRAND LARSEN	0	0	0	0	0	0	0
14	Fredrik AURSNES	0	0	0	0	0	1	1
15	Fredrik Andre BJORKAN	0	0	0	0	0	0	0
18	Kristian THORSTVEDT	0	0	0	0	0	0	0
19	Thelo AASGAARD	0	0	0	0	0	0	0
21	Andreas SCHJELDERUP	0	0	0	0	0	2	2
22	Oscar BOBB	0	0	0	1	0	0	1
25	Henrik FALCHENER	0	0	0	0	0	0	0
2	Morten THORSBY	0	0	0	0	0	0	0
16	Marcus HOLMGREN PEDERSEN	0	0	0	0	0	0	0
20	Antonio NUSA	0	0	0	0	0	0	0
23	Jens Petter HAUGE	0	0	0	0	0	0	0
24	Sondre LANGAS	0	0	0	0	0	0	0

# Crosses (Open Play)



#	Player	Inswing	Outswing	Driven	Lofted	Cutback	Push Cross	Total Attempted
16	Mike MIGNAN	0	0	0	0	0	0	0
4	Dayot UPAMECANO	0	0	0	0	0	0	0
5	Jules KOUNDE	0	0	0	0	1	0	1
6	Manu KONE	0	0	0	0	0	0	0
7	Ousmane DEMBELE	1	0	0	0	0	2	3
8	Aurelien TCHOUAMENI	0	0	0	0	0	1	1
10	Kylian MBAPPE	0	1	0	2	0	0	3
11	Michael OLISE	0	0	0	0	0	0	0
19	Theo HERNANDEZ	0	2	0	0	0	0	2
20	Desire DOUE	1	0	0	0	0	0	1
26	Maxence LACROIX	0	0	0	0	0	0	0
2	Malo GUSTO	0	0	0	0	0	0	0
12	Bradley BARCOLA	1	0	0	0	0	0	1
15	Ibrahima KONATE	0	0	0	0	0	0	0
22	Jean-Philippe MATETA	0	0	0	0	0	0	0
24	Rayan CHERKI	0	0	0	1	0	0	1

# Offering to Receive

366

Total Offers Made

119

Total Offers Received

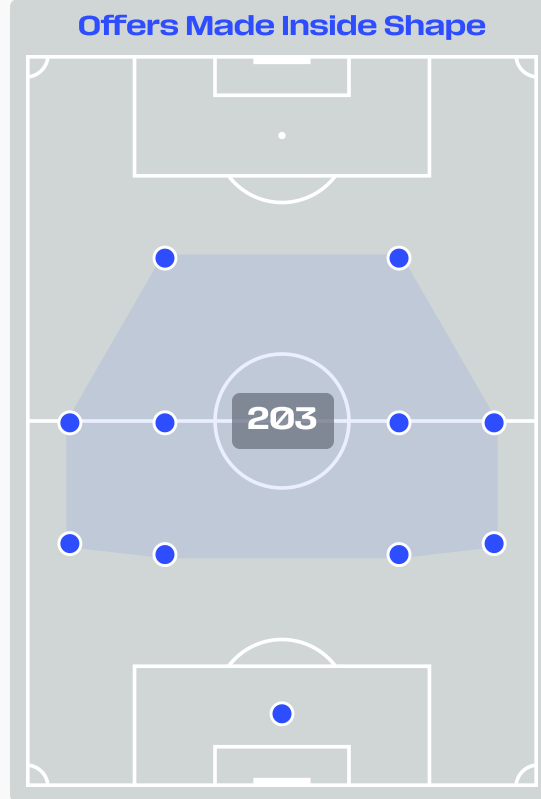
Most Offers

59

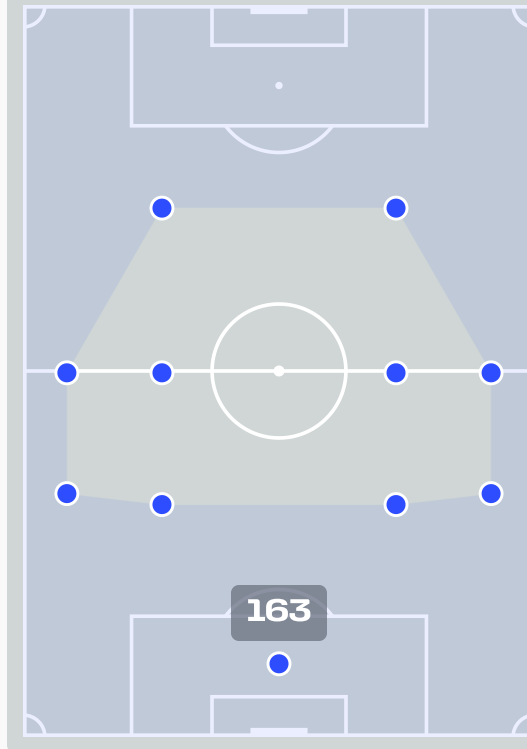
**Thelo AASGAARD**  
LEFT CENTRE MIDFIELD

139

Offers Made in Final Third



Offers Made Outside Shape



181

Offers Made in Middle Third

46

Offers Made in Defensive Third

#	Player	Offers Made	Offers Received	% Made & Received
13	Egil SELVIK	6	1	16.7%
4	Leo OSTIGARD	8	6	75%
6	Patrick BERG	42	22	52.4%
11	Jorgen STRAND LARSEN	38	9	23.7%
14	Fredrik AURSNESS	40	16	40%
15	Fredrik Andre BJORKAN	18	8	44.4%
18	Kristian THORSTVEDT	25	4	16%
19	Thelo AASGAARD	59	21	35.6%
21	Andreas SCHJELDERUP	28	5	17.9%
22	Oscar BOBB	45	16	35.6%
25	Henrik FALCHENER	0	0	0%
2	Morten THORSBY	33	6	18.2%
16	Marcus HOLMGREN PEDERSEN	13	3	23.1%
20	Antonio NUSA	4	1	25%
23	Jens Petter HAUGE	3	0	0%
24	Sondre LANGAS	4	1	25%

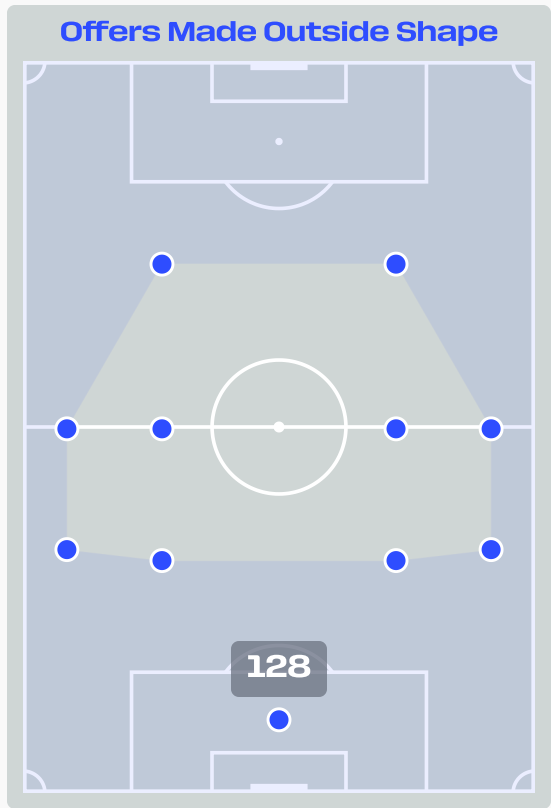
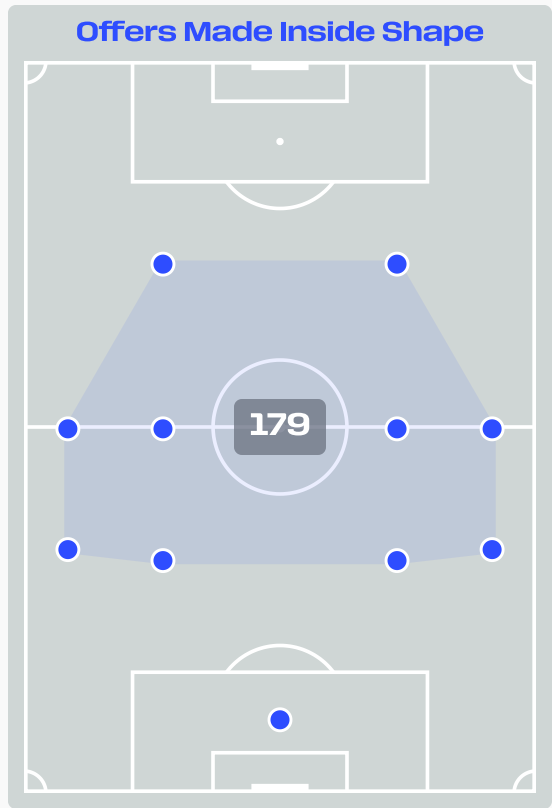
# Offering to Receive

**307**  
Total Offers Made

**111**  
Total Offers Received

**Most Offers**  
**53**  
Michael OLISE  
ATTACKING MIDFIELD

**169**  
Offers Made in Final Third



**106**  
Offers Made in Middle Third

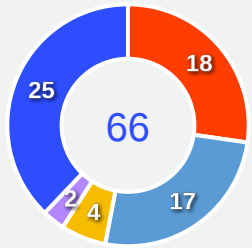
**32**  
Offers Made in Defensive Third

#	Player	Offers Made	Offers Received	% Made & Received
16	Mike MAIGNAN	5	1	20%
4	Dayot UPAMECANO	5	4	80%
5	Jules KOUNDE	29	11	37.9%
6	Manu KONE	11	4	36.4%
7	Ousmane DEMBELE	23	13	56.5%
8	Aurelien TCHOUAMENI	33	14	42.4%
10	Kylian MBAPPE	51	14	27.5%
11	Michael OLISE	53	16	30.2%
19	Theo HERNANDEZ	14	0	0%
20	Desire DOUE	40	14	35%
26	Maxence LACROIX	7	3	42.9%
2	Malo GUSTO	5	4	80%
12	Bradley BARCOLA	11	6	54.5%
15	Ibrahima KONATE	3	1	33.3%
22	Jean-Philippe MATETA	5	0	0%
24	Rayan CHERKI	12	6	50%

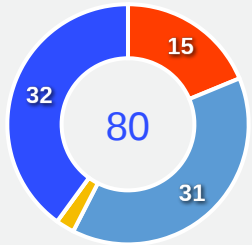
# Movement to Receive

## Movement Types by Phase

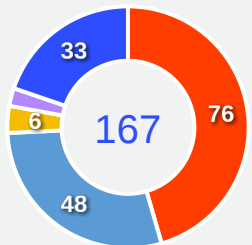
### Final Third Phase



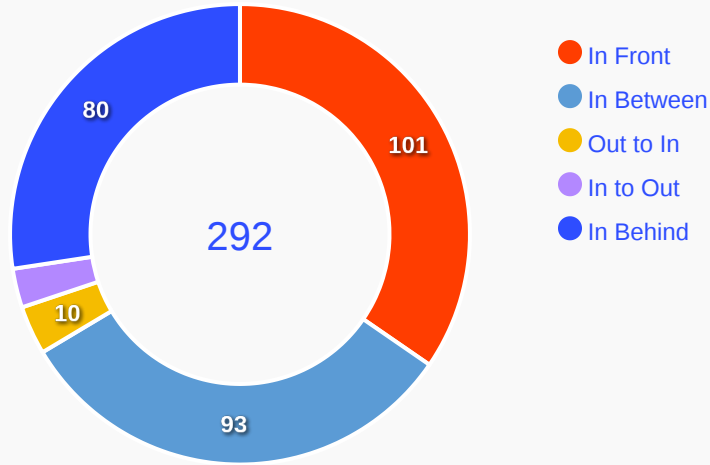
### Progression Phase



### Build Up Phase



## All Movement Types

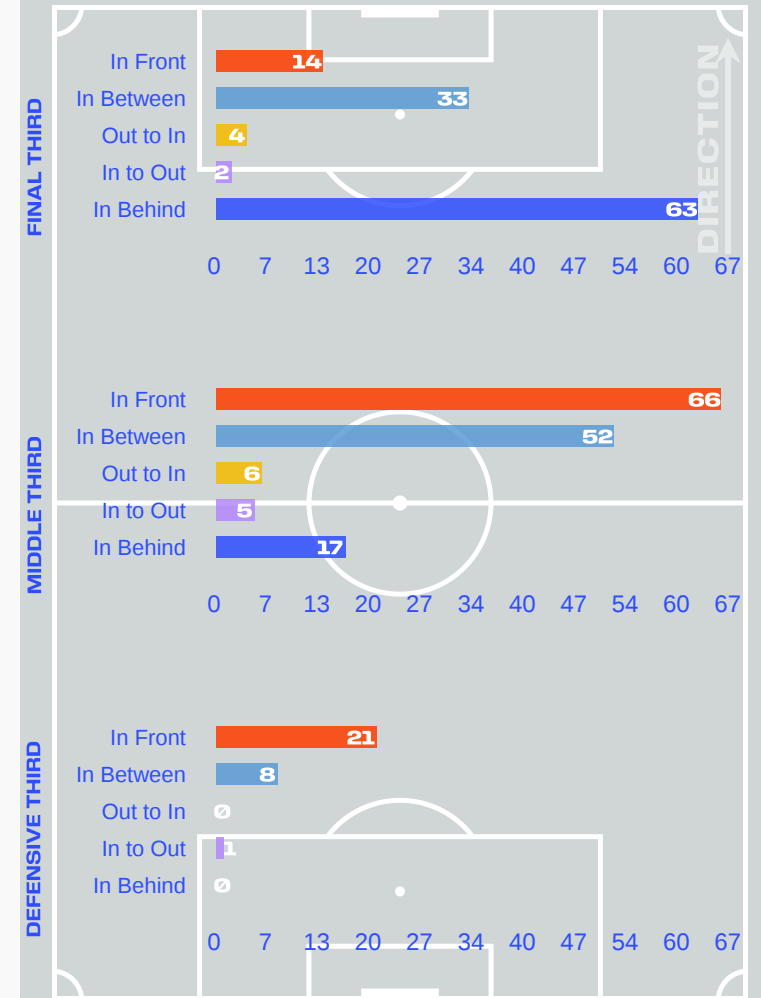


- In Front
- In Between
- Out to In
- In to Out
- In Behind

## Top Ranked Players

Type	Player	Movements
In Front	6 Patrick BERG	27
In Between	11 Jorgen STRAND LARSEN	21
Out to In	19 Thelo AASGAARD	2
In to Out	19 Thelo AASGAARD	3
In Behind	11 Jorgen STRAND LARSEN	16

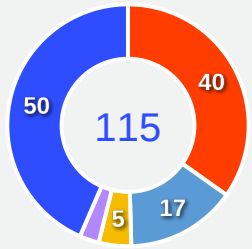
## Movement Types Pitch Third



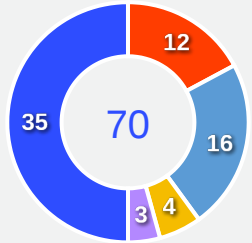
# Movement to Receive

## Movement Types by Phase

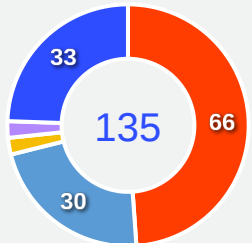
### Final Third Phase



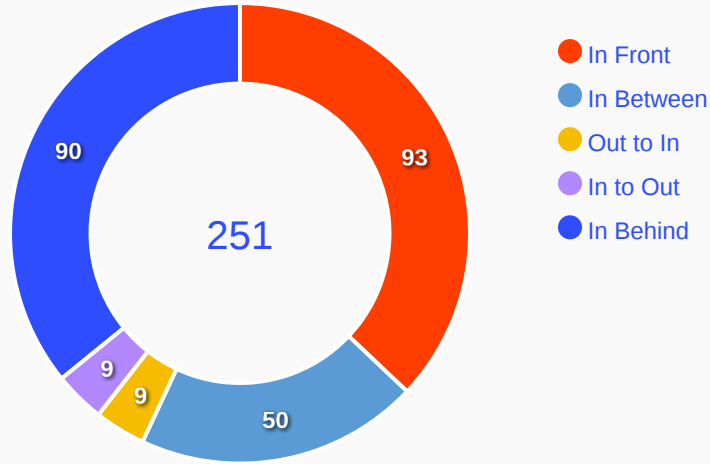
### Progression Phase



### Build Up Phase



## All Movement Types

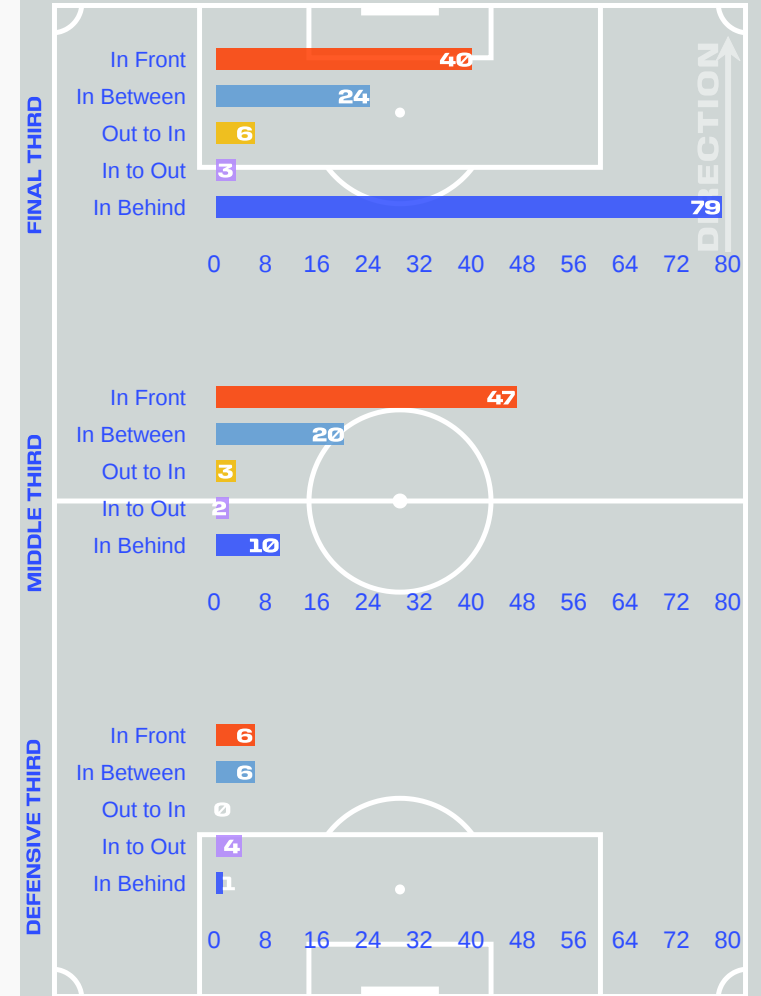


- In Front
- In Between
- Out to In
- In to Out
- In Behind

## Top Ranked Players

Type	Player	Movements
In Front	8 Aurelien TCHOUAMENI	22
In Between	11 Michael OLISE	16
Out to In	20 Desire DOUE	4
In to Out	11 Michael OLISE	3
In Behind	10 Kylian MBAPPE	29

## Movement Types Pitch Third



# OUT OF POSSESSION



Norway v France

# Defensive Actions

**38**

**Forced Turnovers**

**36**

**Possession Regained**

**10**

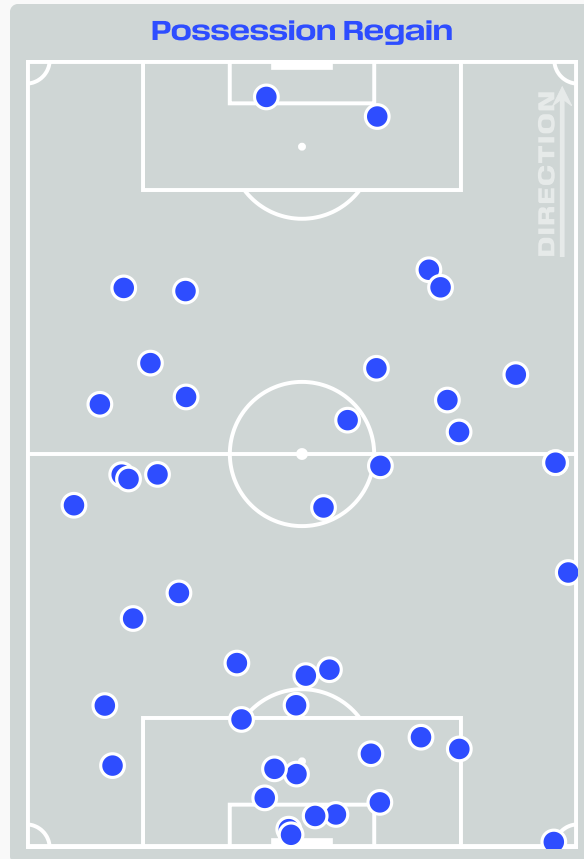
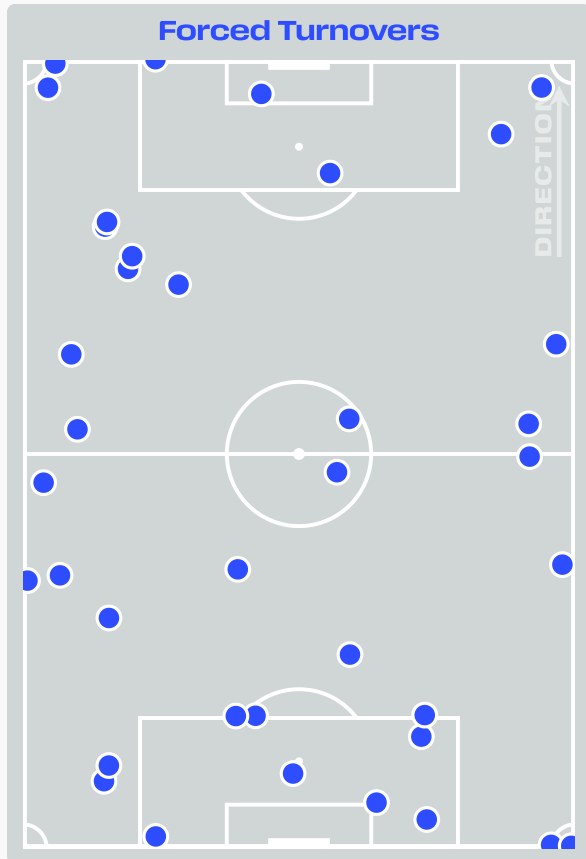
**Interceptions**

**27**

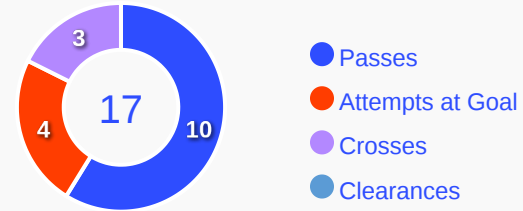
**Tackles**

**4.3**

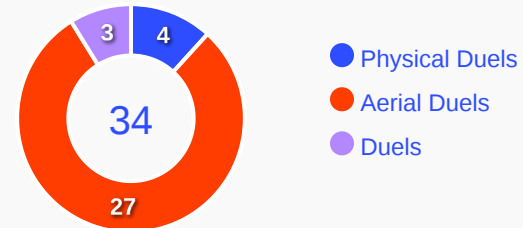
**Possession Actions / Defensive Action**



## Blocks



## Possession Contests



## Most Possession Regains

**6**

**Egil SELVIK**

GOALKEEPER

#	Player	Total Possession Regains
13	Egil SELVIK	6
4	Leo OSTIGARD	4
6	Patrick BERG	2
11	Jorgen STRAND LARSEN	1
14	Fredrik AURNES	6
15	Fredrik Andre BJORKAN	3
18	Kristian THORSTVEDT	0
19	Thelo AASGAARD	6
21	Andreas SCHJELDERUP	3
22	Oscar BOBB	0
25	Henrik FALCHENER	3
2	Morten THORSBY	0
16	Marcus HOLMGREN PEDERSEN	2
20	Antonio NUSA	0
23	Jens Petter HAUGE	0
24	Sondre LANGAS	0

# Defensive Actions

**43**

**Forced Turnovers**

**45**

**Possession Regained**

**6**

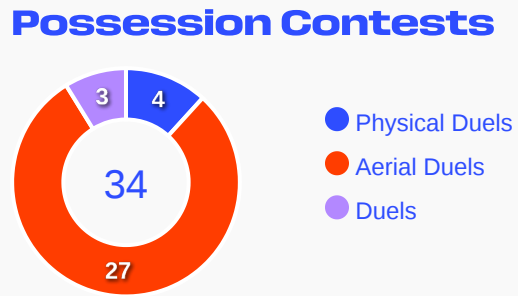
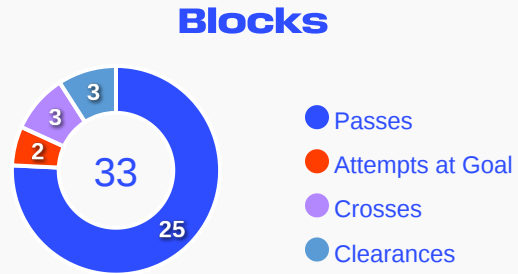
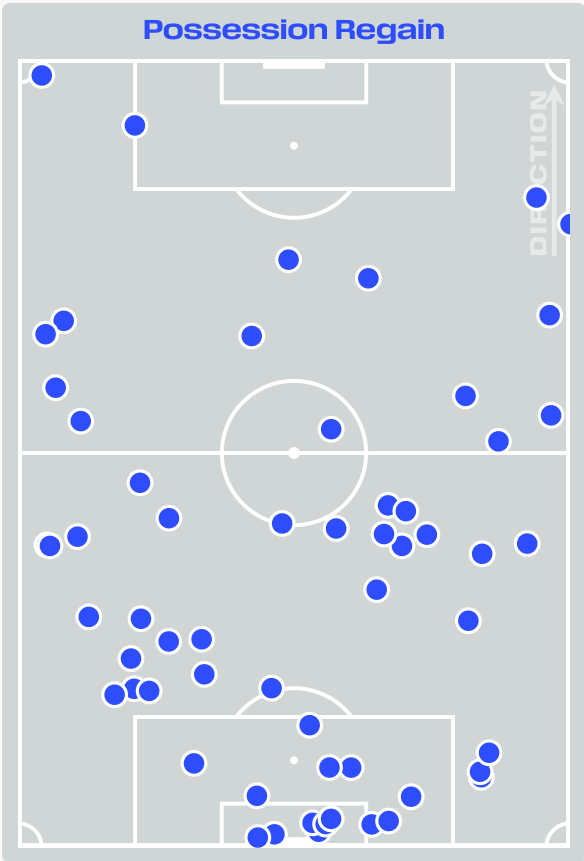
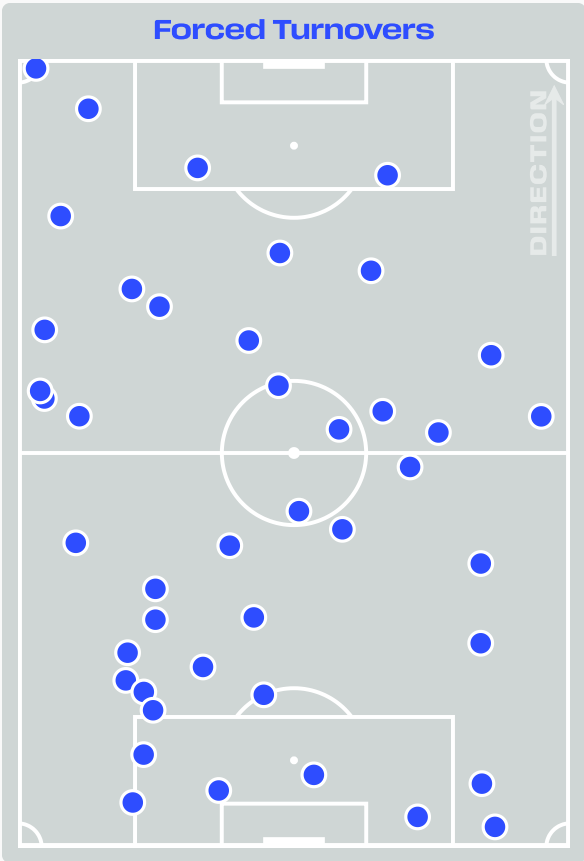
**Interceptions**

**38**

**Tackles**

**4.87**

**Possession Actions / Defensive Action**



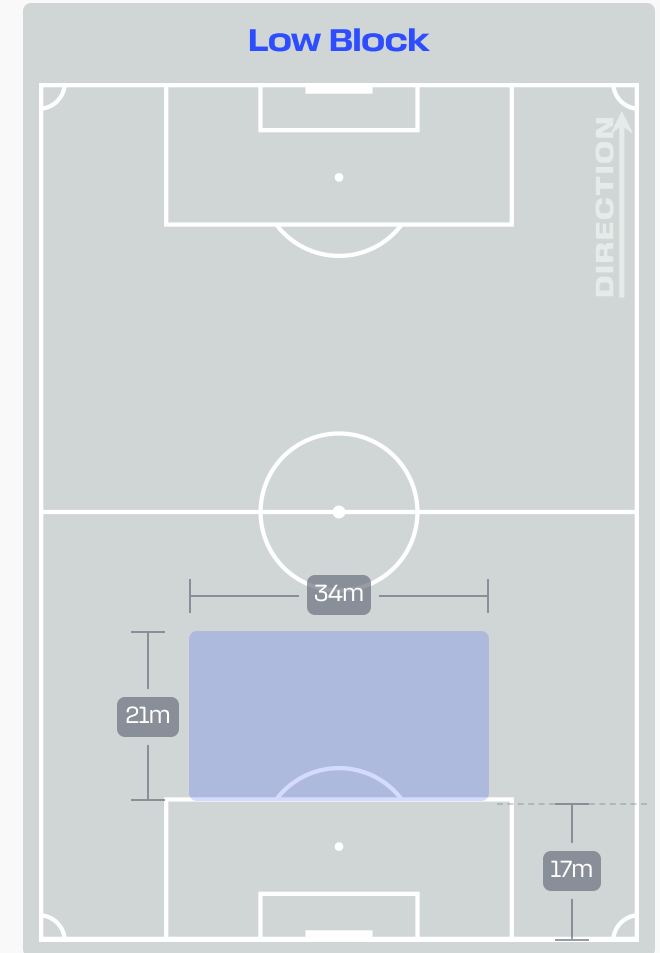
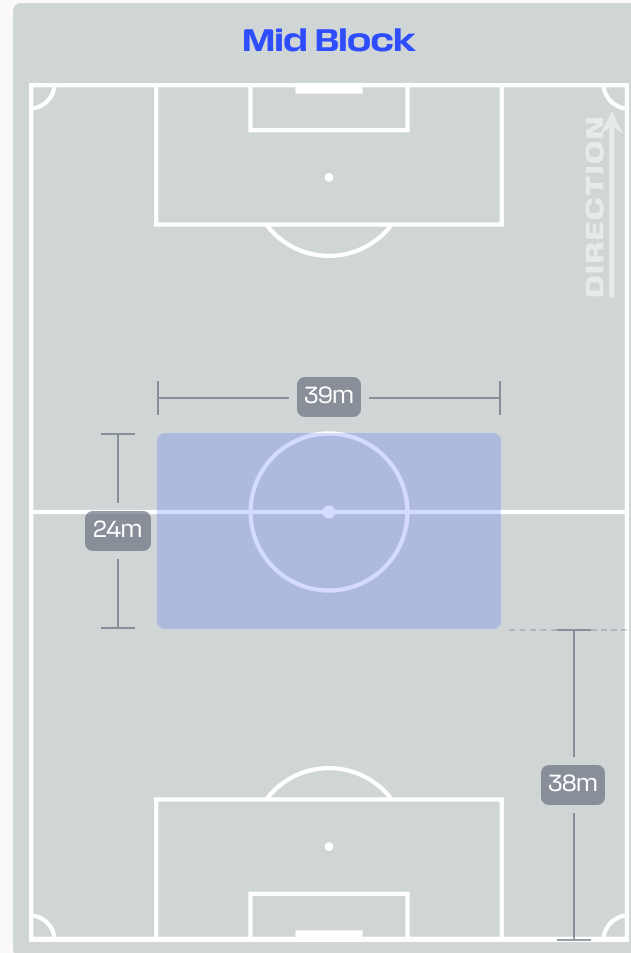
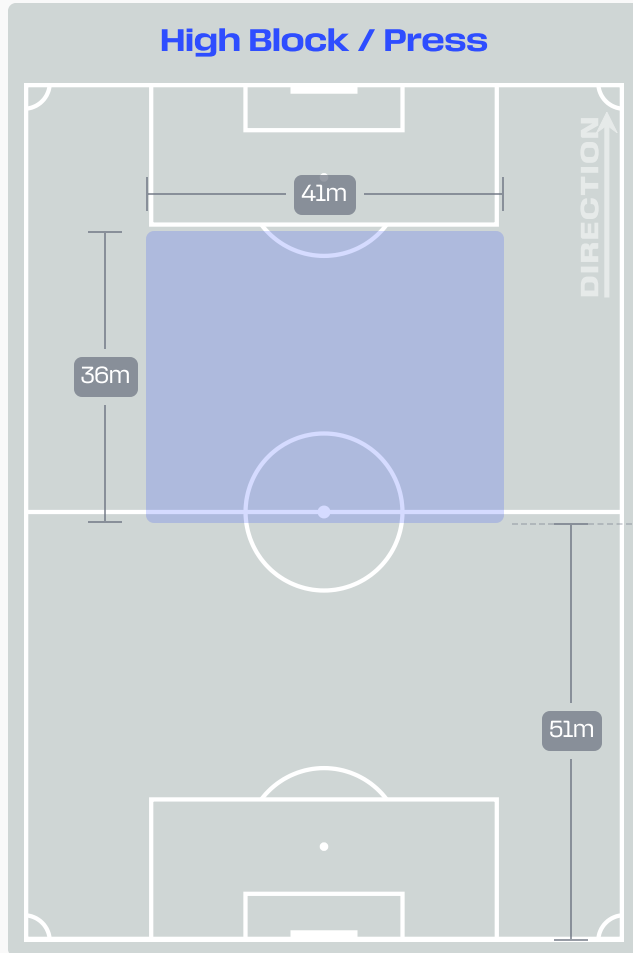
### Most Possession Regains

8

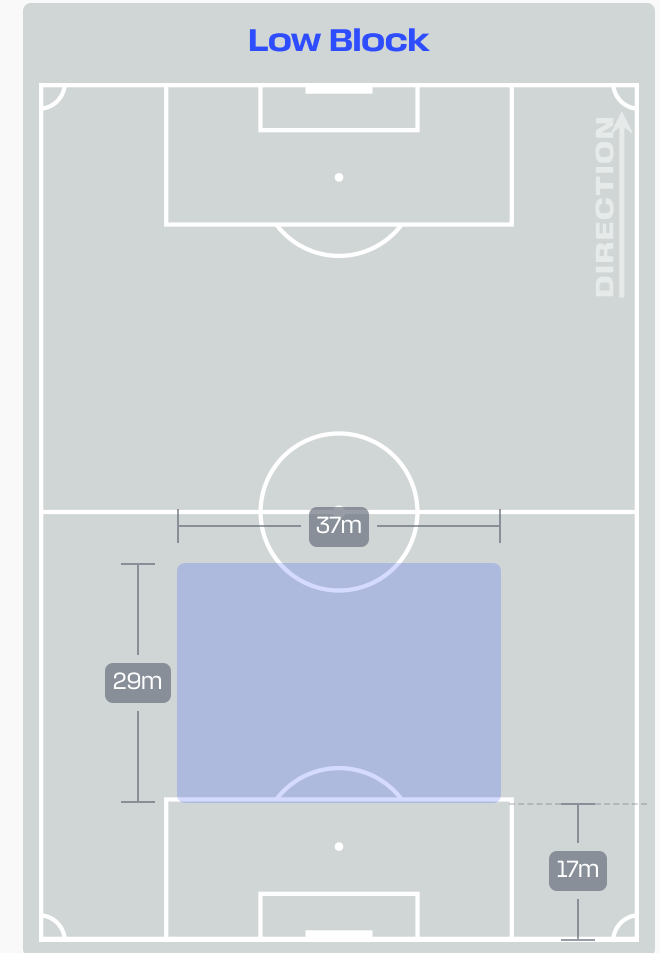
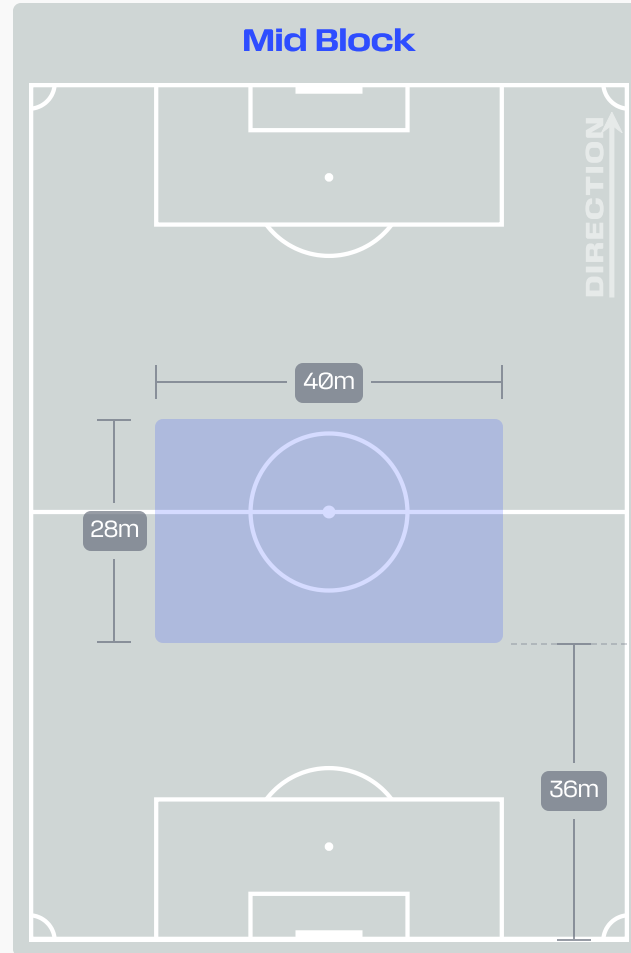
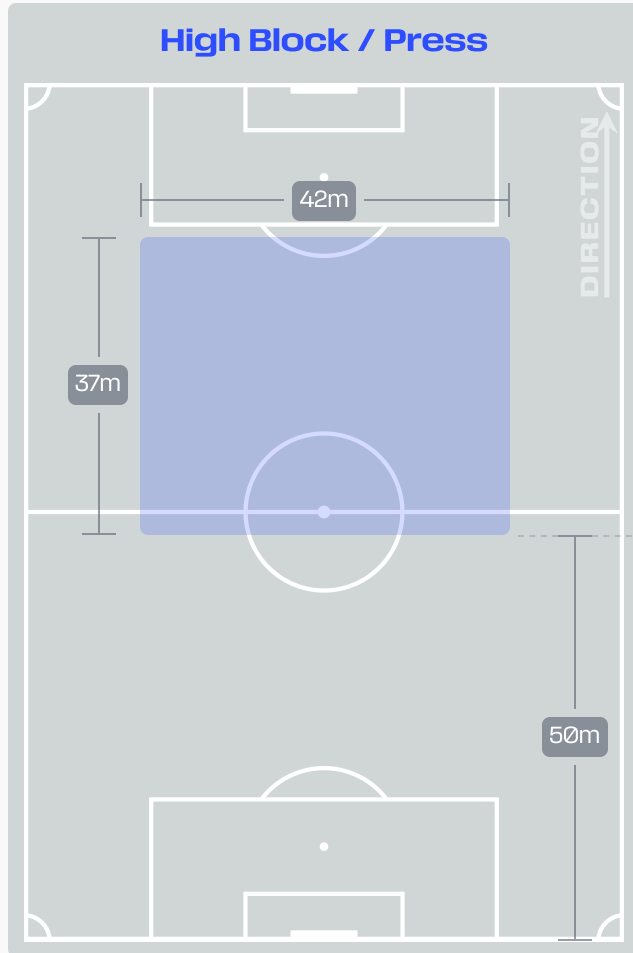
**Aurelien TCHOUAMENI**  
DEFENSIVE MIDFIELD CENTRE RIGHT

#	Player	Total Possession Regains
16	Mike MIGNAN	4
4	Dayot UPAMECANO	6
5	Jules KOUNDE	2
6	Manu KONE	2
7	Ousmane DEMBELE	1
8	Aurelien TCHOUAMENI	8
10	Kylian MBAPPE	3
11	Michael OLISE	1
19	Theo HERNANDEZ	7
20	Desire DOUE	4
26	Maxence LACROIX	4
2	Malo GUSTO	0
12	Bradley BARCOLA	1
15	Ibrahima KONATE	2
22	Jean-Philippe MATETA	0
24	Rayan CHERKI	0

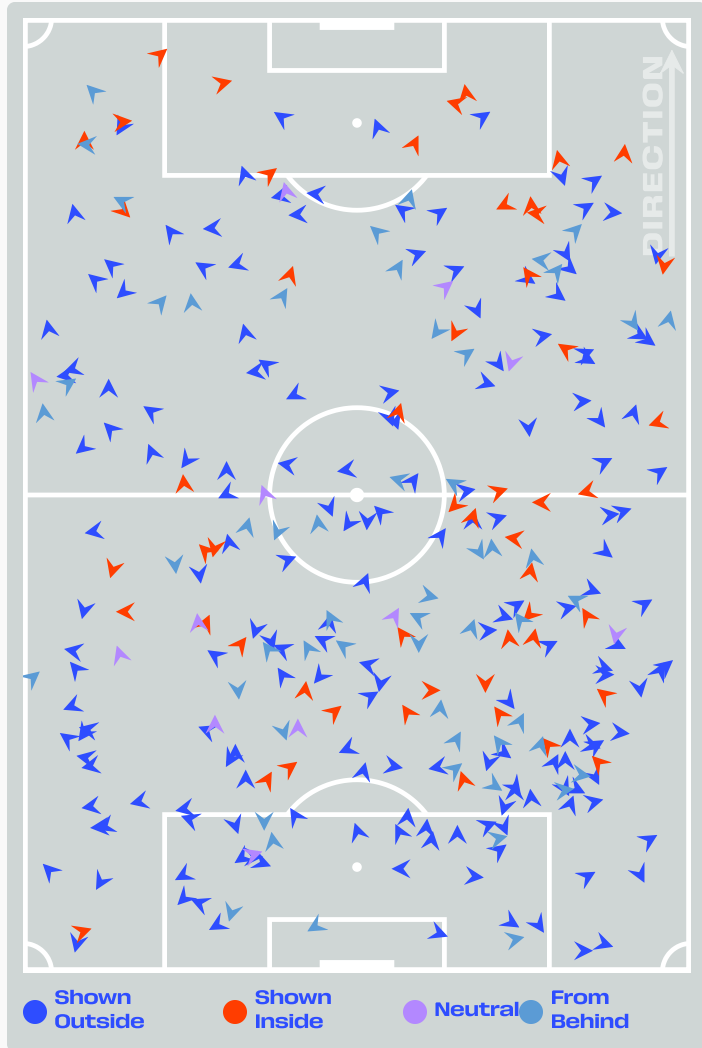
# Defensive Line Height & Team Length



# Defensive Line Height & Team Length



# Defensive Pressure



297	Total Pressures	234
43	Direct Pressures	45
1.7s	Avg Pressure Duration	1.46s
38	Forced Turnovers	43
179s	Ball Recovery Time	12.7s
158	Pushing on into Pressing	97
268	Pushing on	177
53	Pressing Direction Inside	45
177	Pressing Direction Outside	128

**Most Direct Pressures**

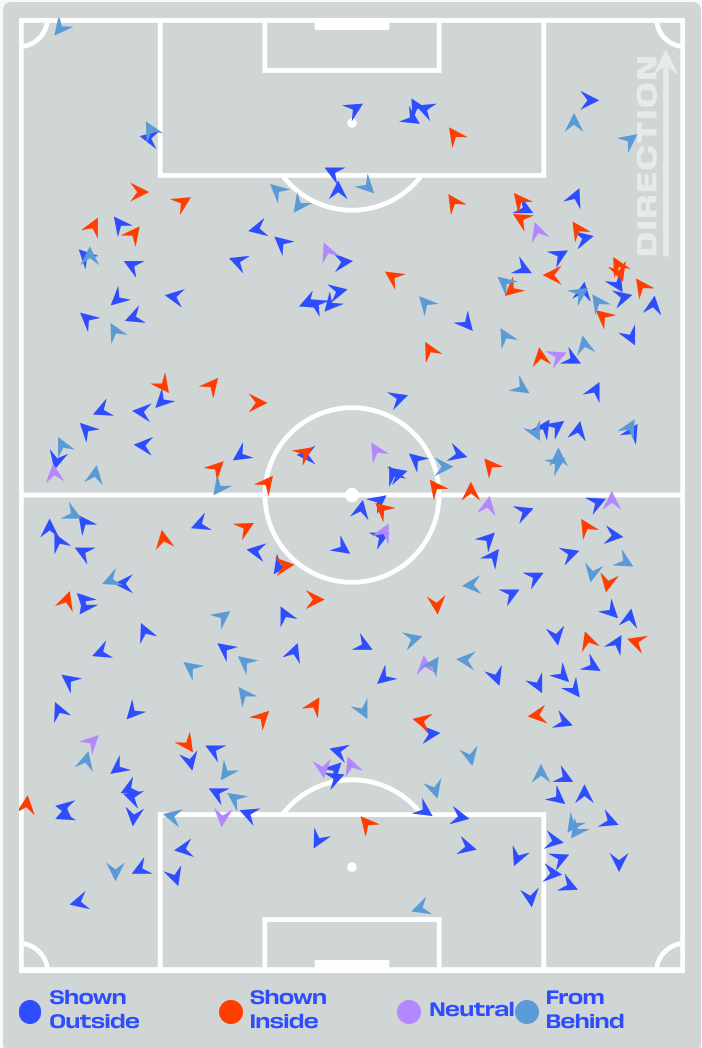
**7**

**Oscar BOBB**  
RIGHT WINGER

**Most Direct Pressures**

**7**

**Jules KOUNDE**  
RIGHT BACK



# GOALKEEPING



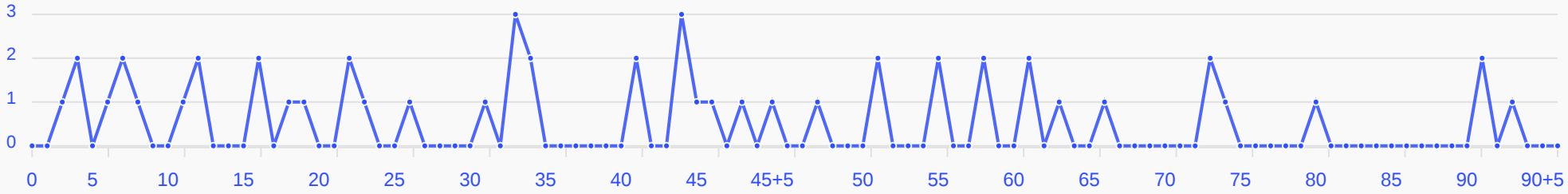
Norway v France

# Goalkeeping Involvement



Norway

### Norway GK Involvement Timeline



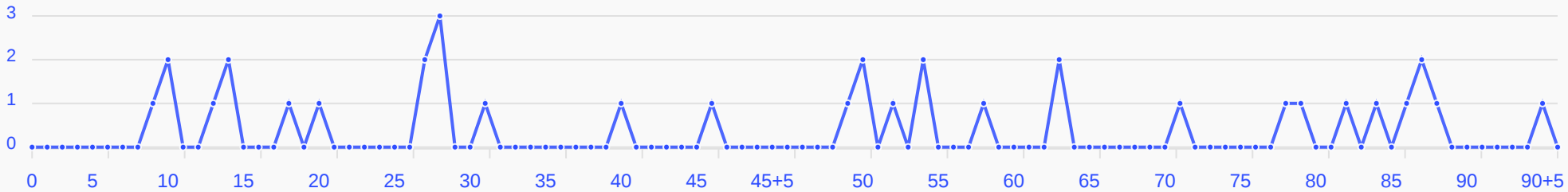
53

Total Involvements



France


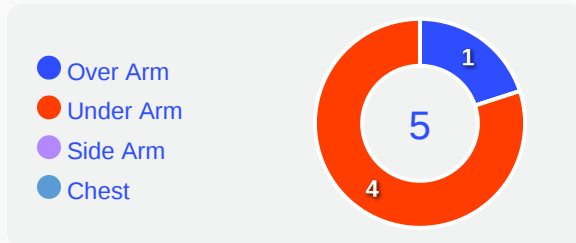
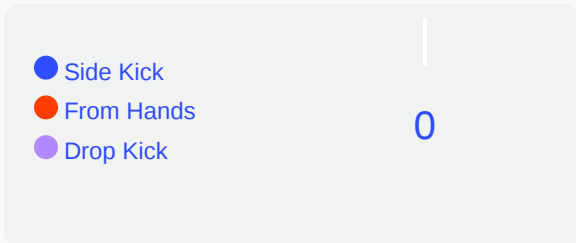
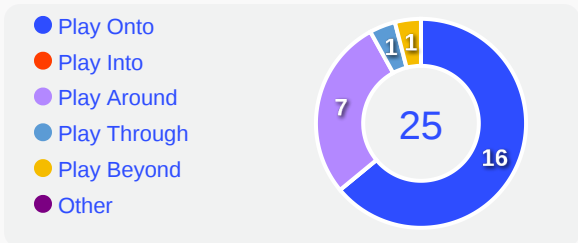
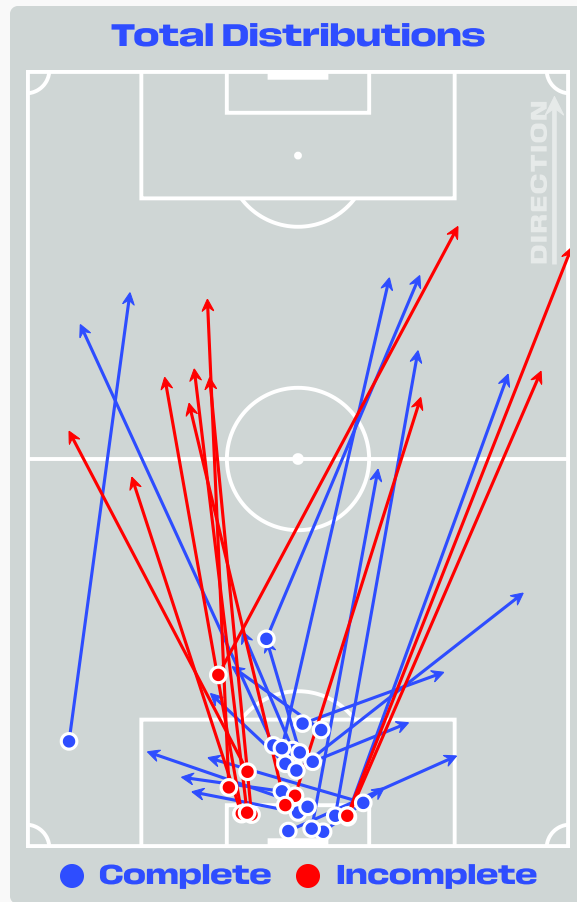
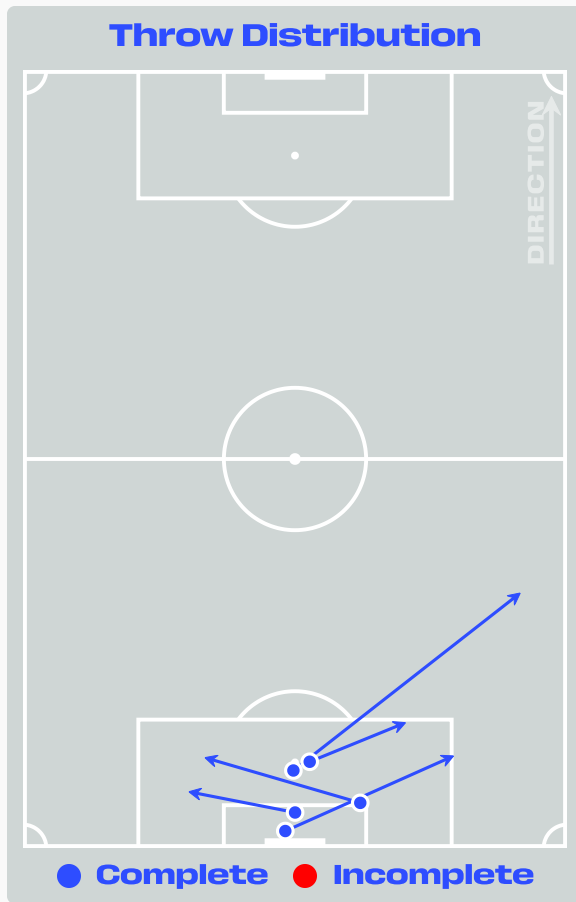
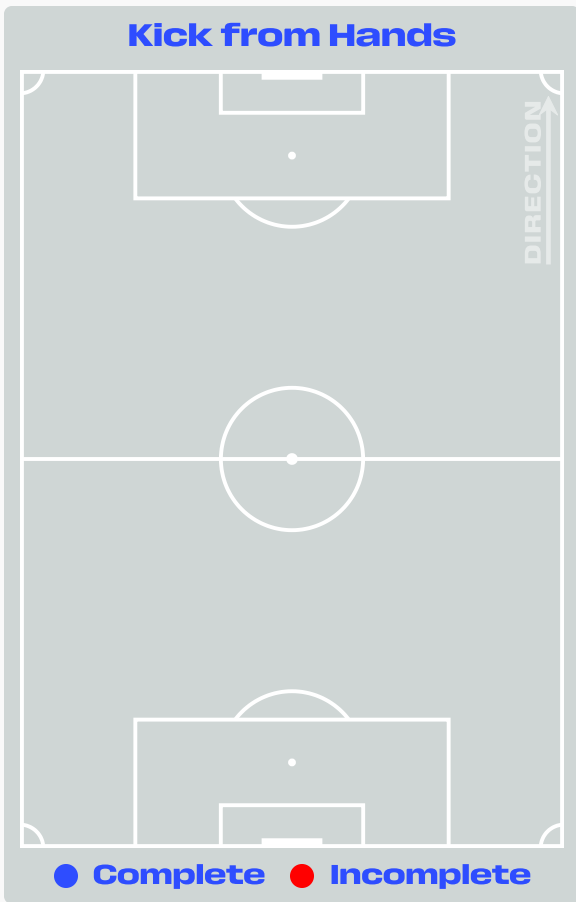
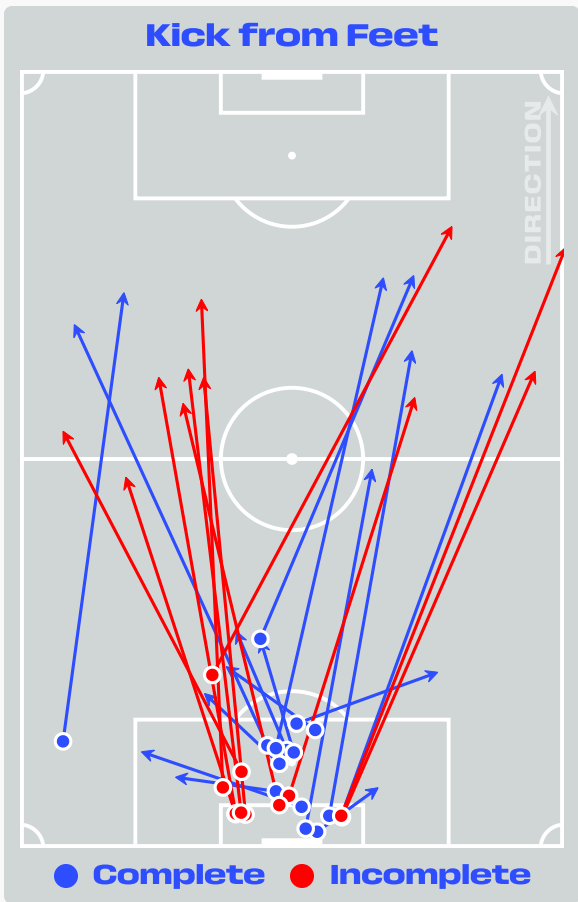
### France GK Involvement Timeline




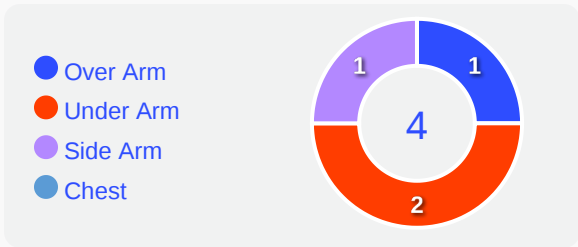
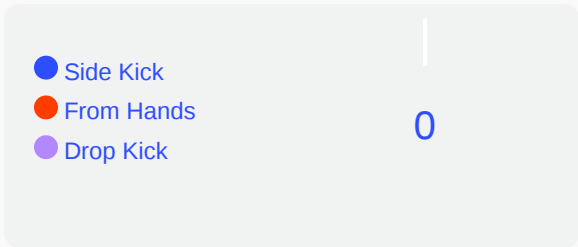
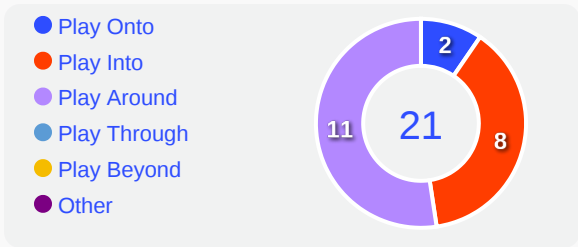
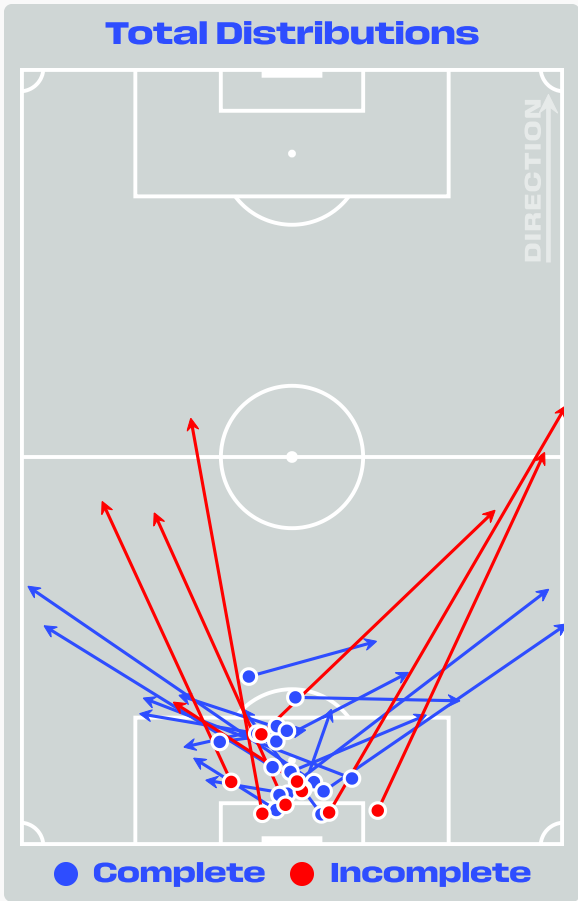
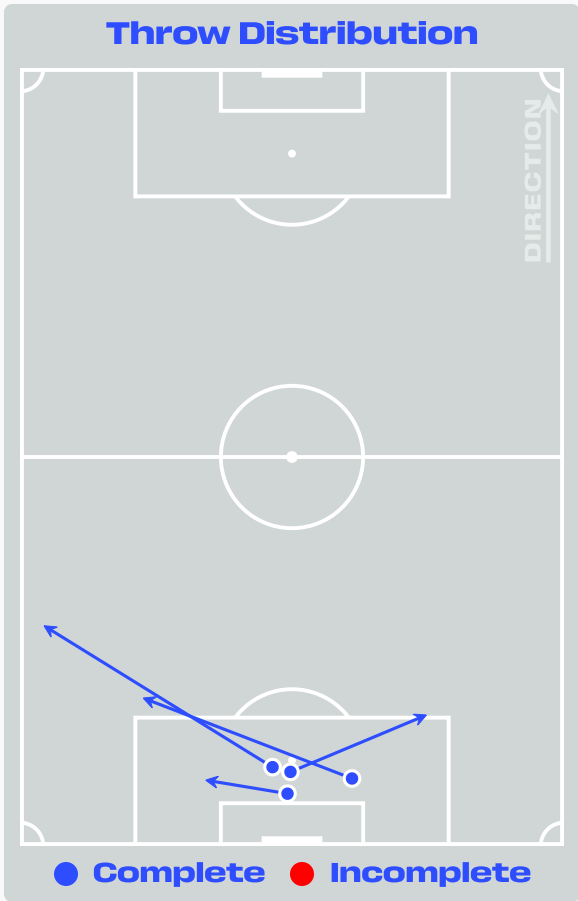
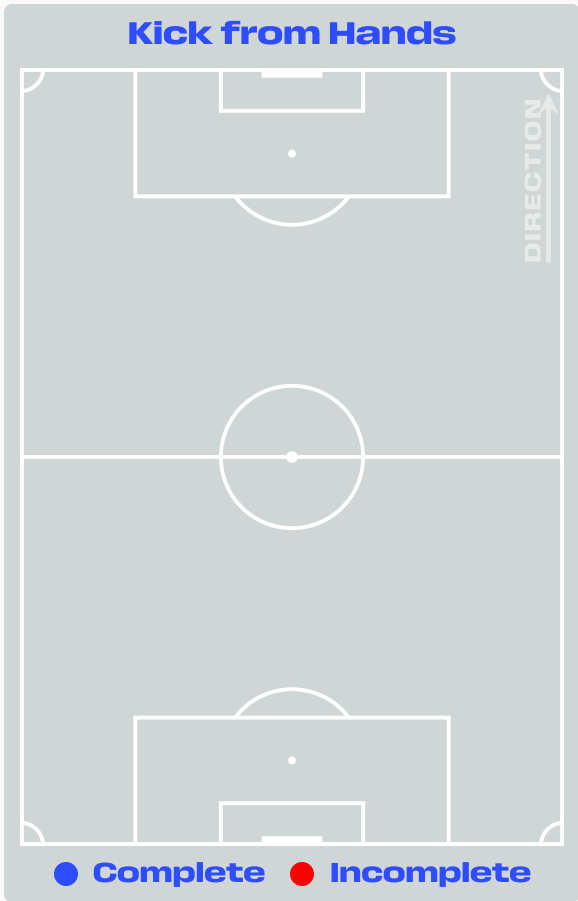
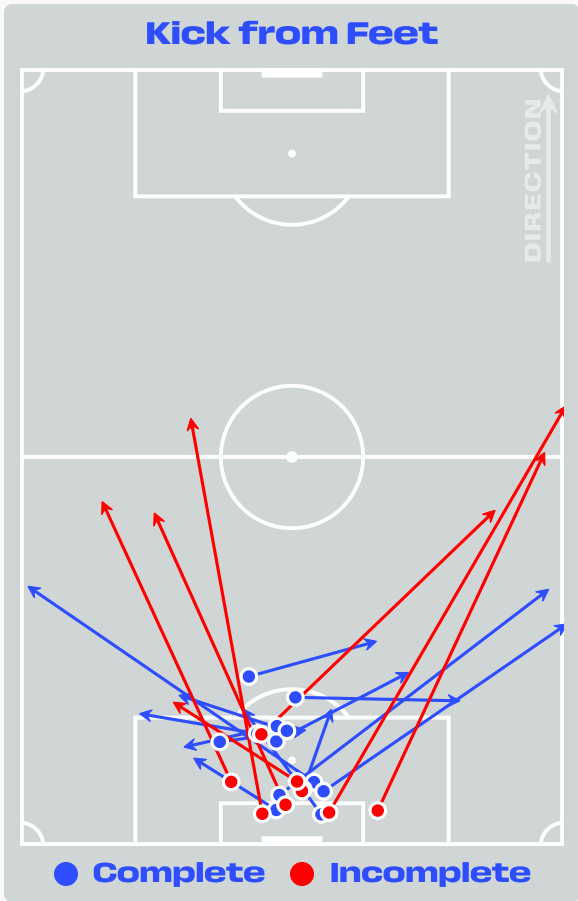
36

Total Involvements

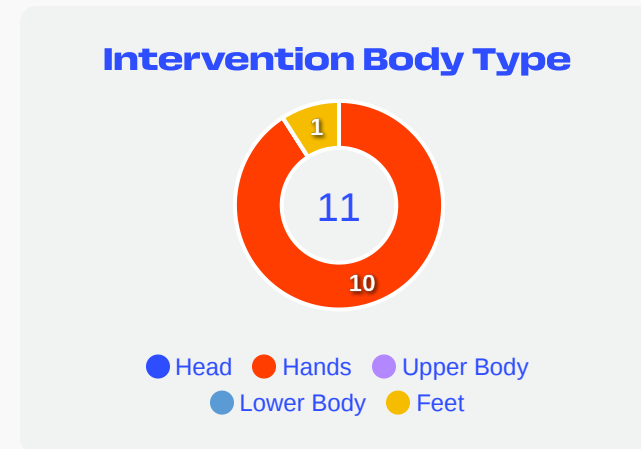
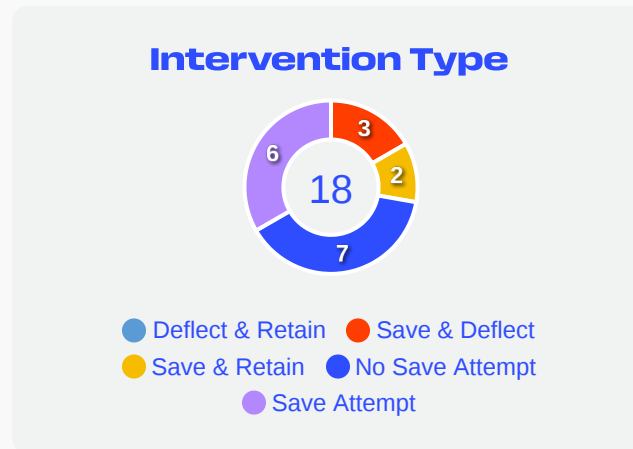
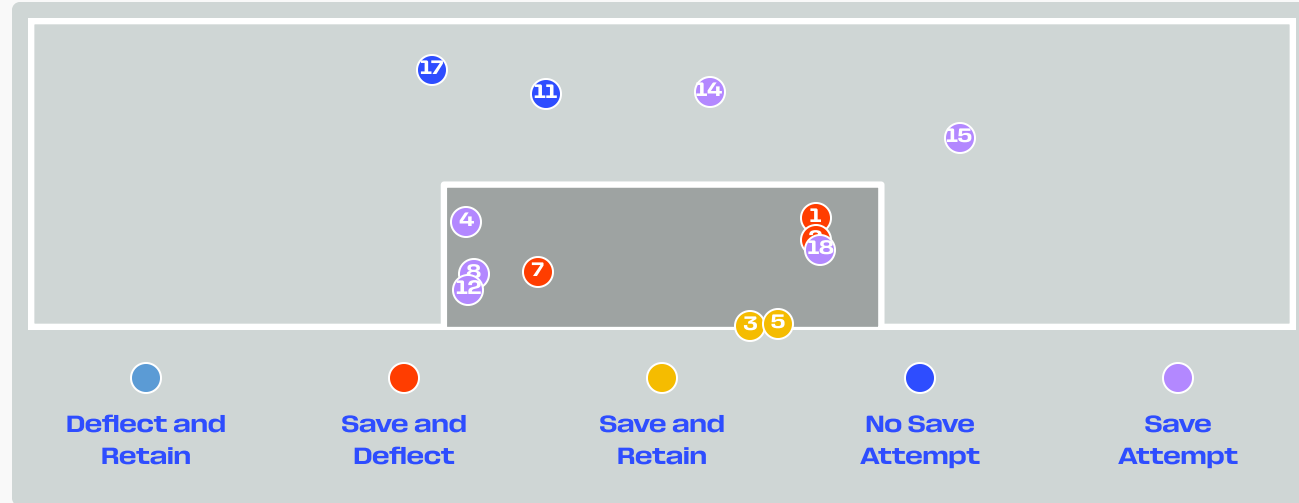
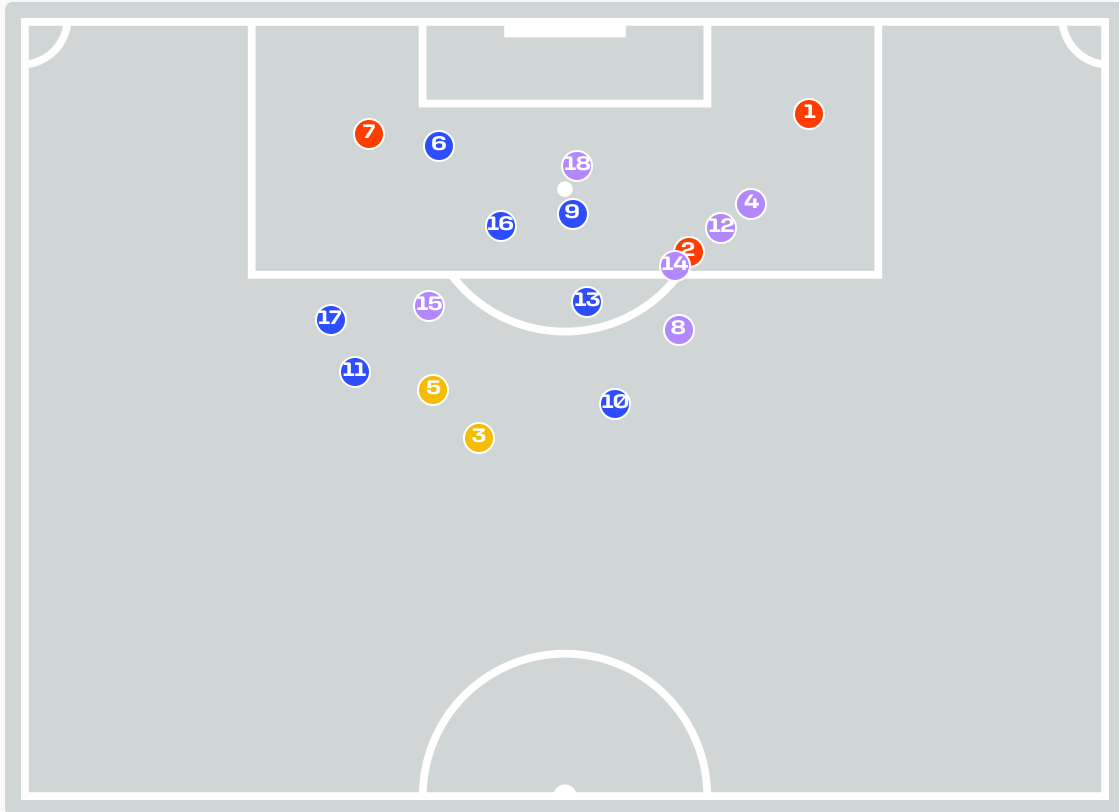
# Goalkeeping Distribution



# Goalkeeping Distribution



# Goal Prevention

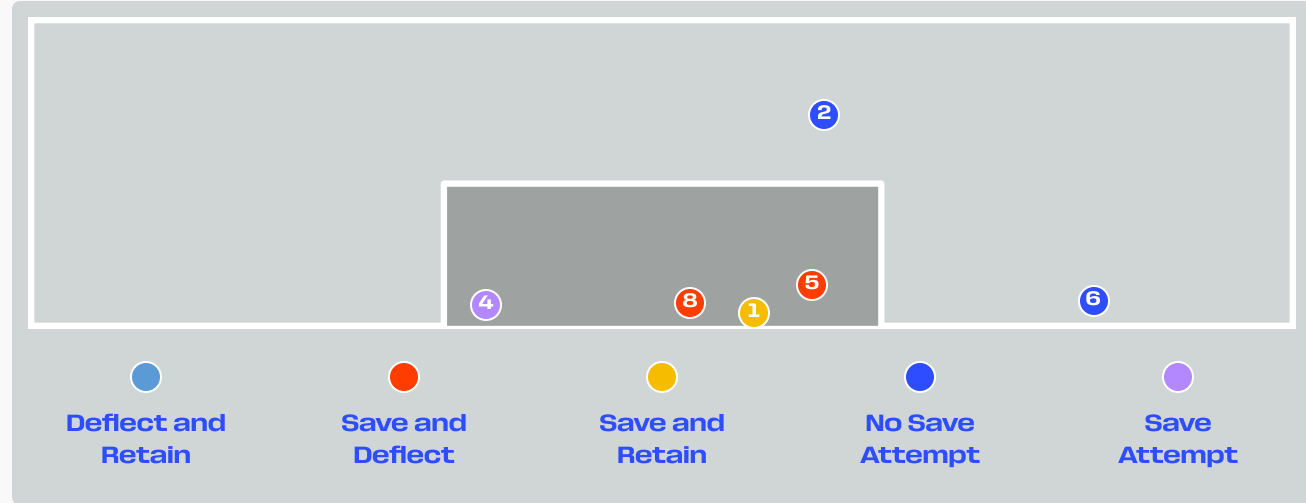
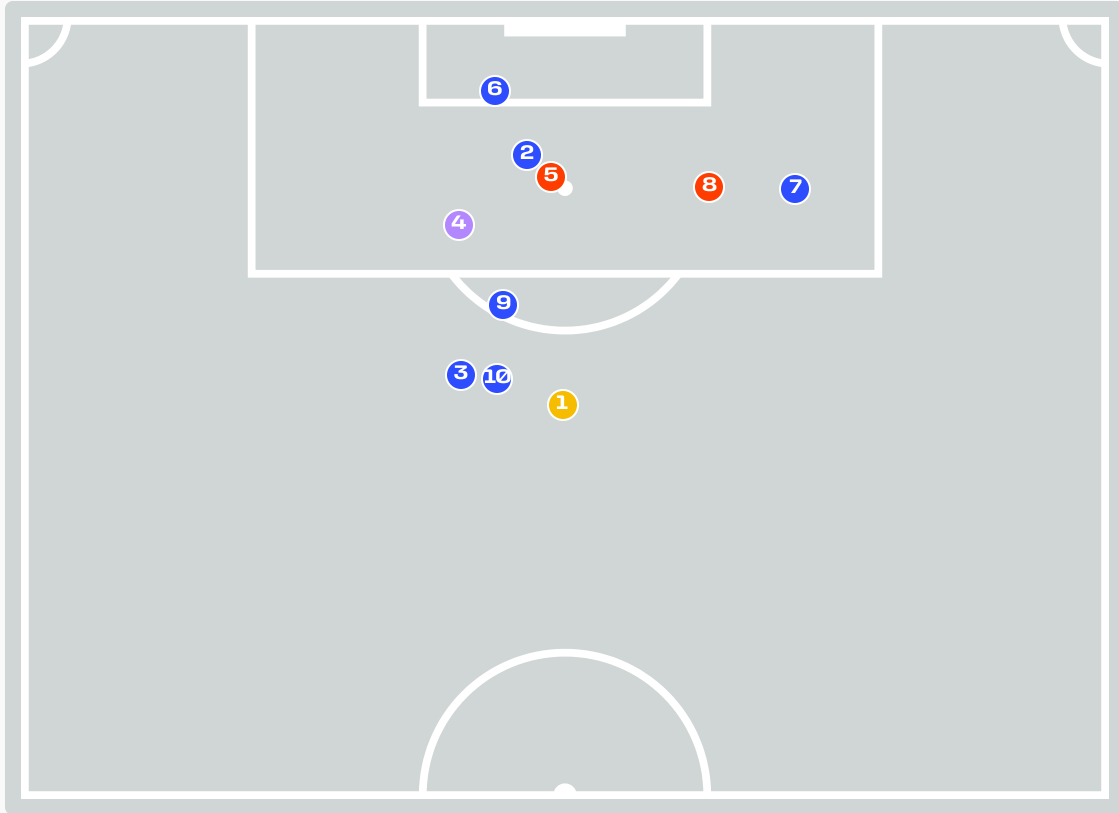


**18**  
Total Attempts on Goal Faced

**56**  
Save %

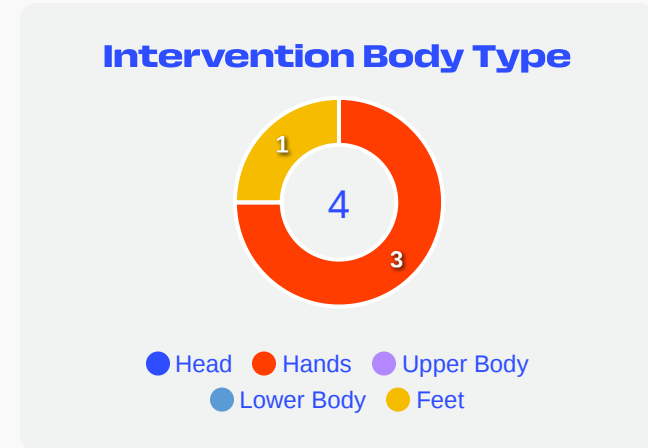
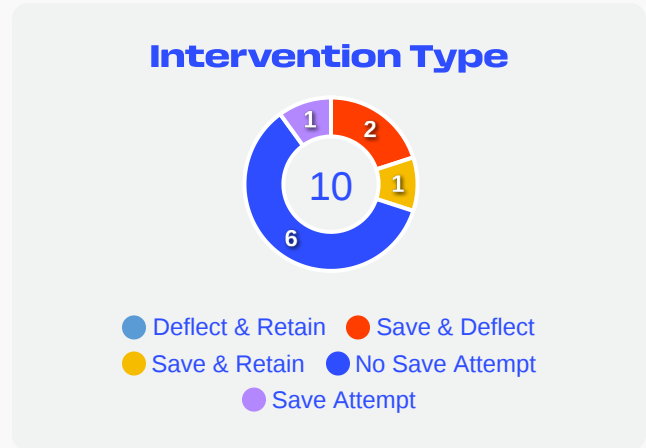
Total Attempts on Goal Faced	Total Goal Interventions	Save & Retain	Deflect & Retain	Save & Deflect	Save Attempt	No Save Attempt
18	5	2	0	3	6	7

# Goal Prevention



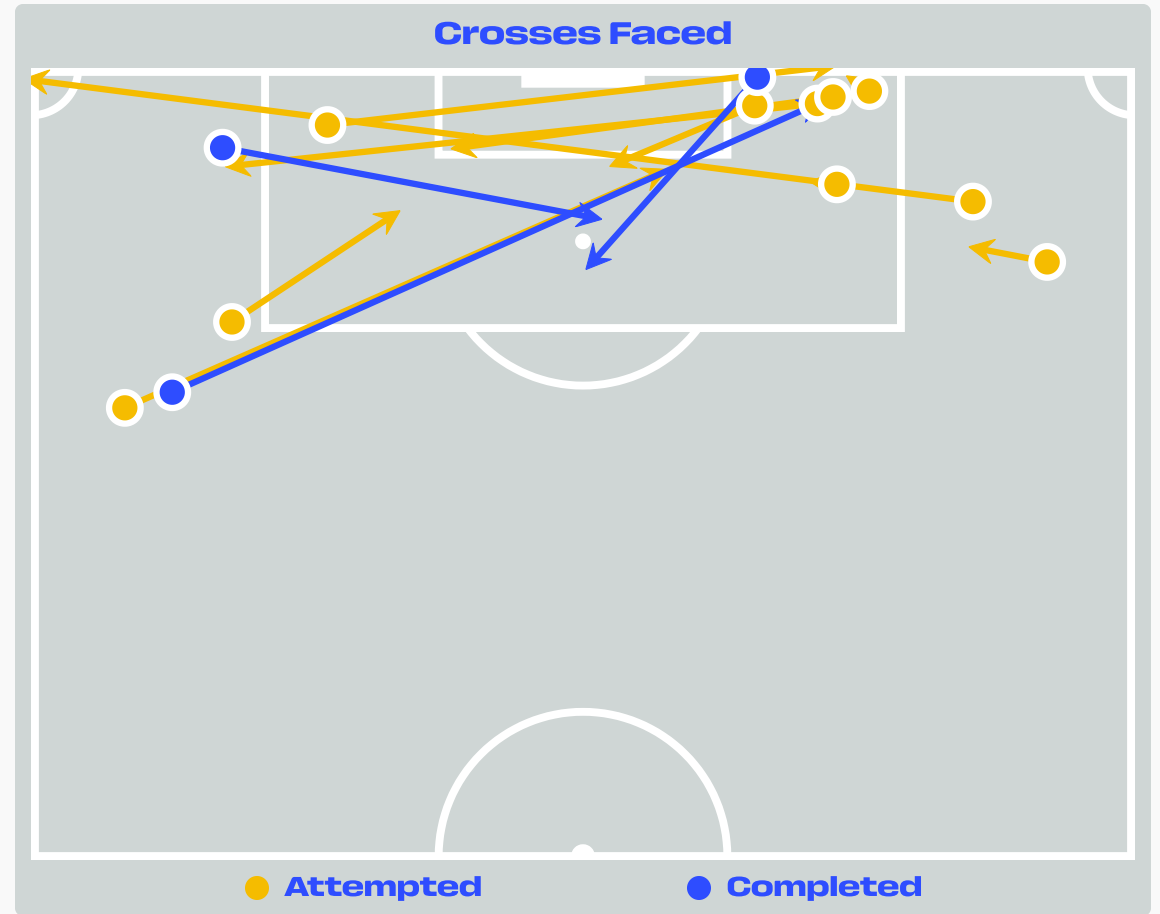



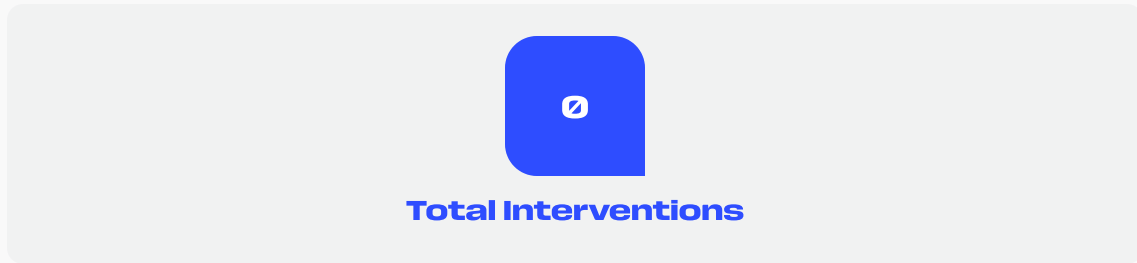
**10**  
Total Attempts on Goal Faced

**75**  
Save %



Total Attempts on Goal Faced	Total Goal Interventions	Save & Retain	Deflect & Retain	Save & Deflect	Save Attempt	No Save Attempt
10	3	1	0	2	1	6

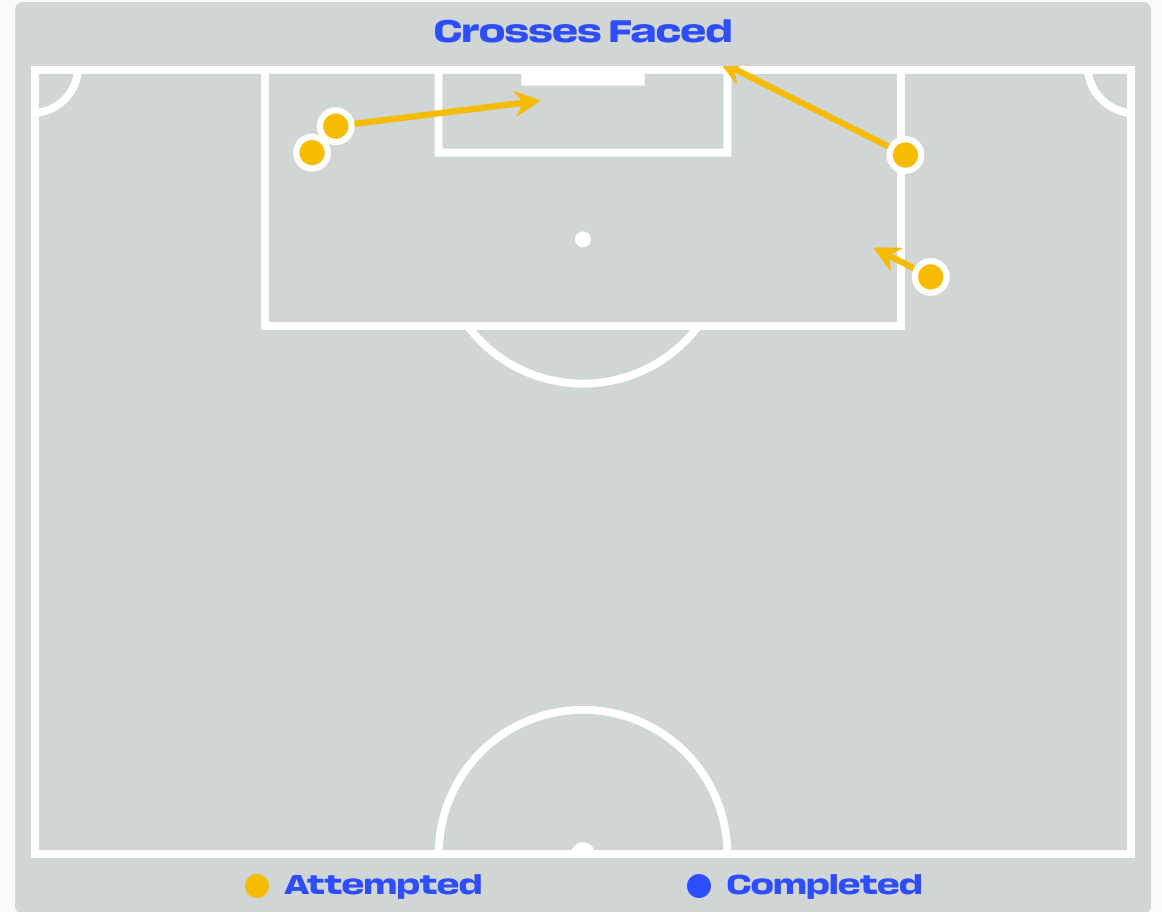


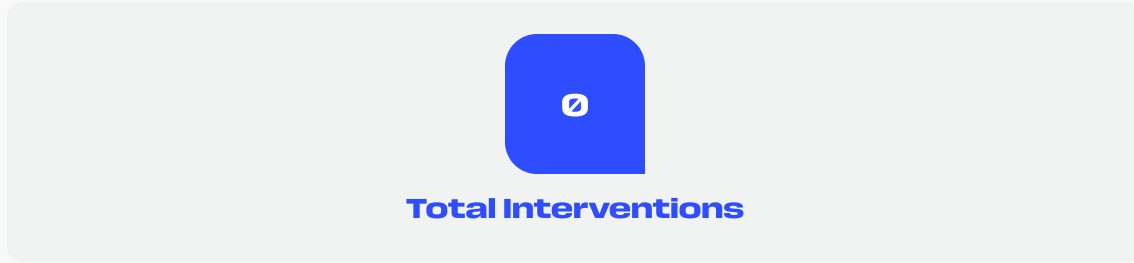
# Aerial Control



**Delivery Types Faced**

Total	In Swing	Out Swing	Driven	Lofted	Cutback	Push
16	6	3	0	3	1	3

# Aerial Control



## Delivery Types Faced

Total	In Swing	Out Swing	Driven	Lofted	Cutback	Push
9	4	1	0	1	0	3

# SET PLAYS



Norway v France

# Set Plays



Free Kicks	
Type	Total
Direct	10
Direct (on target)	0
Direct (off target)	0
Indirect	2

Corners			
Delivery Type	From Left Side	From Right Side	Total
Direct to Area	4	0	4
Short	0	0	0
Edge of Penalty Area	0	0	0

Corners	
Delivery Style	Total
Inswing	4
Outswing	0
Driven	0
Lofted	0

# Set Plays

**27**  
**Total Set Plays**

**10**  
**Total Free Kicks**

**0**  
**Total Penalties**

**5**  
**Total Corners**

**12**  
**Total Throw Ins**

Free Kicks	
Type	Total
Direct	9
Direct (on target)	0
Direct (off target)	0
Indirect	1

Corners			
Delivery Type	From Left Side	From Right Side	Total
Direct to Area	1	2	3
Short	2	0	2
Edge of Penalty Area	0	0	0

Corners	
Delivery Style	Total
Inswing	3
Outswing	0
Driven	0
Lofted	0

# INDIVIDUAL DATA IN POSSESSION



Norway v France

## In Possession - Distributions

#	Player	Passes Attempted	Passes Completed	Pass Completion %	Switches of Play	Crosses Attempted	Crosses Completed	Line Breaks Attempted	Line Breaks Completed	Line Break Completion %	Ball Progressions	Take Ons	Step Ins	Attempts at Goal	Goals
13	Egil SELVIK	31	20	65%	0	0	0	17	10	59%	0	0	0	0	0
4	Leo OSTIGARD	62	50	81%	2	0	0	16	11	69%	1	0	1	1	0
6	Patrick BERG	57	50	88%	1	5	2	12	7	58%	1	0	1	1	0
11	Jorgen STRAND LARSEN	21	16	76%	0	0	0	2	0	0%	0	0	0	2	0
14	Fredrik AURSNES	61	54	89%	0	1	0	14	10	71%	1	0	1	1	0
15	Fredrik Andre BJORKAN	21	19	90%	0	0	0	5	5	100%	1	0	1	0	0
18	Kristian THORSTVEDT	13	8	62%	0	0	0	4	2	50%	3	3	0	1	0
19	Thelo AASGAARD	43	38	88%	1	0	0	11	10	91%	2	2	0	2	1
21	Andreas SCHJELDERUP	29	24	83%	1	2	0	5	4	80%	7	2	5	0	0
22	Oscar BOBB	32	28	88%	0	1	0	6	5	83%	4	4	0	2	0
25	Henrik FALCHENER	23	18	78%	0	0	0	4	2	50%	0	0	0	0	0
2	Morten THORSBY	18	17	94%	0	0	0	2	2	100%	0	0	0	0	0
16	Marcus HOLMGREN PEDERSEN	22	13	59%	0	0	0	9	2	22%	1	1	0	0	0
20	Antonio NUSA	3	1	33%	0	0	0	1	0	0%	3	3	0	0	0
23	Jens Petter HAUGE	3	2	67%	0	0	0	2	1	50%	0	0	0	0	0
24	Sondre LANGAS	10	9	90%	1	0	0	4	4	100%	0	0	0	0	0

# In Possession - Offers & Receptions

			Offer movement types						
#	Player	Total Offers	In Front	In Between	Out to In	In to Out	In Behind	No Movement	Offers Received
13	Egil SELVIK	6	0	0	0	0	0	6	1
4	Leo OSTIGARD	8	1	0	0	0	0	7	6
6	Patrick BERG	42	27	11	0	0	2	2	22
11	Jorgen STRAND LARSEN	38	0	21	0	0	16	1	9
14	Fredrik AURSNES	40	13	2	1	0	10	14	16
15	Fredrik Andre BJORKAN	18	6	1	0	0	7	4	8
18	Kristian THORSTVEDT	25	6	11	0	1	4	3	4
19	Thelo AASGAARD	59	20	21	2	3	8	5	21
21	Andreas SCHJELDERUP	28	3	2	2	0	7	14	5
22	Oscar BOBB	45	7	12	1	3	12	10	16
25	Henrik FALCHENER	0	0	0	0	0	0	0	0
2	Morten THORSBY	33	10	9	2	1	8	3	6
16	Marcus HOLMGREN PEDERSEN	13	4	0	0	0	5	4	3
20	Antonio NUSA	4	1	2	0	0	1	0	1
23	Jens Petter HAUGE	3	0	1	2	0	0	0	0
24	Sondre LANGAS	4	3	0	0	0	0	1	1

## In Possession - Distributions



#	Player	Passes Attempted	Passes Completed	Pass Completion %	Switches of Play	Crosses Attempted	Crosses Completed	Line Breaks Attempted	Line Breaks Completed	Line Break Completion %	Ball Progressions	Take Ons	Step Ins	Attempts at Goal	Goals
16	Mike MAIGNAN	25	17	68%	0	0	0	7	3	43%	0	0	0	0	0
4	Dayot UPAMECANO	43	39	91%	2	0	0	7	4	57%	2	2	0	0	0
5	Jules KOUNDE	57	50	88%	0	1	0	14	10	71%	0	0	0	0	0
6	Manu KONE	56	52	93%	0	0	0	8	8	100%	5	1	4	1	0
7	Ousmane DEMBELE	40	31	78%	2	4	1	17	11	65%	1	0	1	3	3
8	Aurelien TCHOUAMENI	63	61	97%	2	1	0	9	9	100%	0	0	0	1	0
10	Kylian MBAPPE	30	28	93%	4	3	1	9	7	78%	4	3	1	4	0
11	Michael OLISE	44	37	84%	0	1	0	15	12	80%	4	2	2	3	0
19	Theo HERNANDEZ	49	48	98%	1	2	1	17	16	94%	0	0	0	2	0
20	Desire DOUE	47	39	83%	0	1	0	13	7	54%	6	6	0	4	1
26	Maxence LACROIX	46	43	93%	0	0	0	8	5	62%	2	2	0	0	0
2	Malo GUSTO	8	8	100%	1	0	0	0	0	0%	0	0	0	0	0
12	Bradley BARCOLA	9	8	89%	0	1	1	1	1	100%	2	1	1	0	0
15	Ibrahima KONATE	11	10	91%	0	0	0	3	3	100%	1	0	1	0	0
22	Jean-Philippe MATETA	0	0	0%	0	0	0	0	0	0%	0	0	0	0	0
24	Rayan CHERKI	21	21	100%	0	2	0	2	2	100%	1	1	0	0	0

## In Possession - Offers &amp; Receptions

			Offer movement types						
#	Player	Total Offers	In Front	In Between	Out to In	In to Out	In Behind	No Movement	Offers Received
16	Mike MAIGNAN	5	0	0	0	0	0	5	1
4	Dayot UPAMECANO	5	0	1	0	0	0	4	4
5	Jules KOUNDE	29	7	6	1	2	8	5	11
6	Manu KONE	11	9	1	0	0	1	0	4
7	Ousmane DEMBELE	23	7	0	2	1	9	4	13
8	Aurelien TCHOUAMENI	33	22	4	0	0	1	6	14
10	Kylian MBAPPE	51	6	10	1	2	29	3	14
11	Michael OLISE	53	21	16	1	3	9	3	16
19	Theo HERNANDEZ	14	3	0	0	0	8	3	0
20	Desire DOUE	40	7	5	4	1	13	10	14
26	Maxence LACROIX	7	0	1	0	0	0	6	3
2	Malo GUSTO	5	2	0	0	0	1	2	4
12	Bradley BARCOLA	11	2	1	0	0	6	2	6
15	Ibrahima KONATE	3	1	0	0	0	0	2	1
22	Jean-Philippe MATETA	5	1	2	0	0	2	0	0
24	Rayan CHERKI	12	5	3	0	0	3	1	6

# INDIVIDUAL DATA OUT OF POSSESSION



Norway v France

## Out of Possession



#	Player	Tackles Made / Won	Blocks	Interceptions	Pressing Direct	Pressing Indirect	Duels Won - Aerial	Duels Won - Physical	Possession Contests won	Clearances	Loose Ball Receptions	Pushing On	Pushing On into Pressing	Possession Regains	Possession Interrupted
13	Egil SELVIK	0 / 0	0	0	0	0	0	0	0	0	1	0	0	6	0
4	Leo OSTIGARD	3 / 0	2	0	2	2	2	0	2	4	8	1	0	4	2
6	Patrick BERG	1 / 0	3	1	3	32	0	0	0	3	9	37	22	2	5
11	Jorgen STRAND LARSEN	1 / 0	2	0	4	46	4	1	5	0	2	37	30	1	1
14	Fredrik AURS NES	8 / 4	1	0	3	12	0	0	0	4	4	29	12	6	3
15	Fredrik Andre BJORKAN	1 / 0	2	3	2	19	0	0	0	1	1	29	16	3	3
18	Kristian THORSTVEDT	2 / 0	0	0	4	26	1	1	2	2	5	18	11	0	3
19	Thelo AASGAARD	4 / 2	6	2	3	16	1	0	1	0	7	20	8	6	4
21	Andreas SCHJELDERUP	3 / 0	0	2	6	18	0	0	1	1	5	13	11	3	2
22	Oscar BOBB	2 / 0	0	0	7	32	0	0	0	0	4	25	16	0	0
25	Henrik FALCHENER	1 / 1	1	2	1	1	0	0	0	4	2	3	1	3	4
2	Morten THORSBY	0 / 0	1	0	3	30	0	0	0	1	2	19	17	0	2
16	Marcus HOLMGREN PEDERSEN	1 / 1	0	0	2	5	1	0	1	1	1	21	4	2	0
20	Antonio NUSA	0 / 0	0	0	0	6	0	0	0	0	1	4	4	0	0
23	Jens Petter HAUGE	0 / 0	0	0	2	9	0	0	0	0	0	11	6	0	0
24	Sondre LANGAS	0 / 0	0	0	1	0	0	0	0	0	3	1	0	0	0

## Out of Possession



#	Player	Tackles Made / Won	Blocks	Interceptions	Pressing Direct	Pressing Indirect	Duels Won - Aerial	Duels Won - Physical	Possession Contests won	Clearances	Loose Ball Receptions	Pushing On	Pushing On into Pressing	Possession Regains	Possession Interrupted
16	Mike MAIGNAN	0 / 0	0	0	0	0	0	0	0	1	1	0	0	4	0
4	Dayot UPAMECANO	0 / 0	3	1	3	1	3	1	5	6	4	6	2	6	6
5	Jules KOUNDE	4 / 1	4	0	7	14	2	0	2	4	9	22	6	2	5
6	Manu KONE	6 / 1	2	0	5	17	0	0	0	0	10	25	9	2	3
7	Ousmane DEMBELE	0 / 0	1	1	2	23	0	0	0	0	3	21	11	1	1
8	Aurelien TCHOUAMENI	12 / 5	5	0	7	14	3	0	3	3	9	33	16	8	6
10	Kylian MBAPPE	2 / 2	2	0	1	12	0	0	0	0	3	9	7	3	1
11	Michael OLISE	3 / 0	4	0	3	26	0	0	1	0	5	10	6	1	2
19	Theo HERNANDEZ	2 / 1	3	2	3	11	4	0	4	1	4	8	6	7	2
20	Desire DOUE	3 / 1	5	0	1	36	1	0	1	0	6	23	19	4	1
26	Maxence LACROIX	2 / 1	3	0	3	3	1	0	1	2	4	3	0	4	5
2	Malo GUSTO	2 / 0	1	0	2	0	0	1	1	2	0	1	1	0	3
12	Bradley BARCOLA	1 / 0	1	0	2	15	2	0	2	2	1	9	9	1	1
15	Ibrahima KONATE	0 / 0	1	1	2	0	2	0	2	0	1	3	1	2	1
22	Jean-Philippe MATETA	1 / 0	0	0	1	4	0	0	0	0	0	1	1	0	0
24	Rayan CHERKI	0 / 0	0	1	3	13	0	0	0	0	1	3	3	0	1

# INDIVIDUAL DATA PHYSICAL



Norway v France

## Physical Data



#	Player	Total Distance (m)	Zone 1: 0-7 km/h (m)	Zone 2: 7-15 km/h (m)	Zone 3: 15-20 km/h (m)	Zone 4: 20-25 km/h (m)	Zone 5: 25+ km/h (m)	High Speed Runs (Zone 3)	Sprints (Zone 4 & 5)	Top Speed (km/h)
13	Egil SELVIK	4989.6	4119.4	807.5	58.1	4.6	0	5.0	0	22.5
4	Leo OSTIGARD	9964.1	4018.5	4383.8	1008.5	354.4	198.9	82.0	26.0	31.8
6	Patrick BERG	11681.2	3596.4	5303.8	1719.5	683.5	377.9	148.0	46.0	31.9
11	Jorgen STRAND LARSEN	9812.0	4390.3	3607.2	1088.4	544.2	181.9	101.0	41.0	30.6
14	Fredrik AURSNES	11145.8	3809.2	4949.3	1426.3	668.1	292.8	128.0	44.0	32.9
15	Fredrik Andre BJORKAN	5776.8	1743.6	2710.8	756.3	399.3	166.8	70.0	29.0	31.0
18	Kristian THORSTVEDT	6267.2	2172.4	2491.3	1075.7	495.1	32.8	92.0	29.0	27.9
19	Thelo AASGAARD	11185.0	3584.6	5313.6	1533.3	584.2	169.2	127.0	39.0	29.1
21	Andreas SCHJELDERUP	9325.5	3568.7	3754.3	1308.8	606.6	87.1	119.0	42.0	27.7
22	Oscar BOBB	9082.9	3310.9	3990.4	1274.0	360.4	147.1	111.0	35.0	34.2
25	Henrik FALCHENER	6892.0	2763.1	2942.1	729.6	269.1	188.2	64.0	23.0	33.2
2	Morten THORSBY	6152.6	1753.8	2715.4	1148.2	389.1	146.0	107.0	30.0	29.8
16	Marcus HOLMGREN PEDERSEN	5262.5	2281.5	2003.6	521.9	294.0	161.5	47.0	24.0	35.6
20	Antonio NUSA	1389.8	524.4	557.5	213.2	61.8	32.9	18.0	7.0	30.4
23	Jens Petter HAUGE	1718.7	414.6	754.1	349.5	153.2	47.3	26.0	14.0	29.2
24	Sondre LANGAS	2880.7	1202.3	1201.6	226.5	122.1	128.3	26.0	11.0	35.5

## Physical Data



#	Player	Total Distance (m)	Zone 1: 0-7 km/h (m)	Zone 2: 7-15 km/h (m)	Zone 3: 15-20 km/h (m)	Zone 4: 20-25 km/h (m)	Zone 5: 25+ km/h (m)	High Speed Runs (Zone 3)	Sprints (Zone 4 & 5)	Top Speed (km/h)
16	Mike MIGNAN	4919.1	3865.3	980.4	64.9	8.5	0	4.0	1.0	21.7
4	Dayot UPAMECANO	7970.3	3312.4	3360.1	846.8	336.7	114.3	70.0	24.0	31.9
5	Jules KOUNDE	9583.8	3621.5	3847.6	1321.4	567.6	225.8	119.0	44.0	32.8
6	Manu KONE	10740.9	3704.0	4741.1	1749.1	444.1	102.6	139.0	33.0	27.5
7	Ousmane DEMBELE	7293.0	2761.4	2796.1	1136.9	519.6	79.1	92.0	31.0	28.4
8	Aurelien TCHOUAMENI	11170.9	4484.2	4156.4	1724.3	667.9	138.2	150.0	53.0	29.8
10	Kylian MBAPPE	7940.7	3945.0	2528.7	664.5	363.6	439.0	55.0	29.0	37.6
11	Michael OLISE	8835.1	2711.4	3850.2	1371.0	502.5	400.0	122.0	39.0	33.4
19	Theo HERNANDEZ	9702.3	4085.2	3901.2	1029.0	463.2	223.8	98.0	37.0	33.6
20	Desire DOUE	11188.7	4027.4	4241.6	1634.8	897.1	387.9	136.0	64.0	32.3
26	Maxence LACROIX	9363.5	4122.4	3912.2	967.8	293.0	68.1	90.0	26.0	29.1
2	Malo GUSTO	953.5	401.8	430.2	91.2	30.2	0	7.0	3.0	23.4
12	Bradley BARCOLA	2812.6	1325.9	982.7	297.5	117.2	89.3	23.0	11.0	36.3
15	Ibrahima KONATE	1968.4	944.8	773.5	209.9	40.2	0	18.0	3.0	24.7
22	Jean-Philippe MATETA	1085.7	379.4	512.6	108.7	68.5	16.6	10.0	6.0	28.8
24	Rayan CHERKI	3592.1	1142.6	1645.6	472.8	244.1	87.1	45.0	16.0	29.4



TM