



## Japan 1 - 1 Sweden

Group F - Match 57

25 June 2026

18:00 Kick Off

Dallas Stadium

# POST MATCH SUMMARY REPORT

# Match Summary - Teams



1 - 1

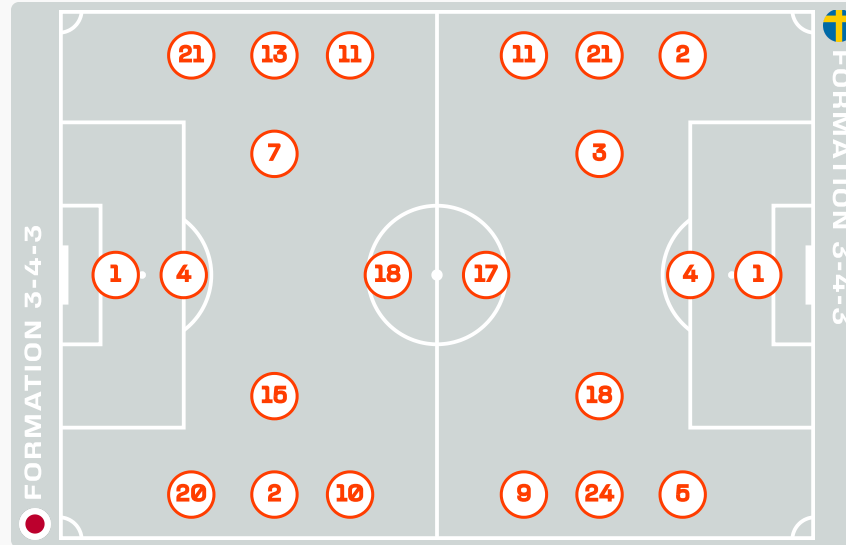


## STARTING

- 1 GK Zion SUZUKI
- 2 DF Yukinari SUGAWARA
- 4 DF Kou ITAKURA ↓ 39'
- 7 MF Ao TANAKA
- 10 MF Ritsu DOAN ↓ 66'
- 11 MF Daizen MAEDA ⚽ 56'
- 13 MF Keito NAKAMURA ↓ 75'
- 15 MF Daichi KAMADA
- 18 FW Ayase UEDA ↓ 66'
- 20 DF Ayumu SEKO ↓ 75'
- 21 DF Hiroki ITO

## SUBSTITUTES

- 12 GK Keisuke OSAKO
- 23 GK Tomoki HAYAKAWA
- 3 DF Shogo TANIGUCHI ↑ 39' 🟡 77'
- 5 DF Yuto NAGATOMO ↑ 75'
- 6 FW Shuto MACHINO
- 8 MF Takefusa KUBO
- 9 FW Keisuke GOTO
- 14 MF Junya ITO ↑ 66'
- 16 DF Tsuyoshi WATANABE ↑ 75'
- 17 MF Yuito SUZUKI
- 19 FW Koki OGAWA ↑ 66'
- 22 DF Takehiro TOMIYASU
- 24 MF Kaishu SANO
- 25 DF Junnosuke SUZUKI
- 26 FW Kento SHIOGAI



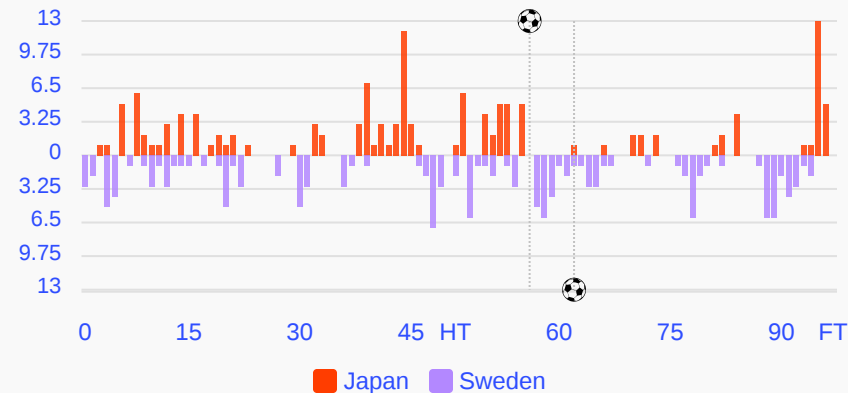
## STARTING

- Jacob WIDELL ZETTERSTROM GK 1
- Gustaf LAGERBIELKE DF 2
- ↓ 87' Victor LINDELÖF DF 3
- ↓ 37' 🟡 32' Isak HIEN DF 4
- ↓ 88' Gabriel GUDMUNDSSON DF 5
- Alexander ISAK FW 9
- ⚽ 62' Anthony ELANGA FW 11
- 🟡 84' Viktor GYOKERES FW 17
- Vasin AVARI MF 18
- ↓ 75' Alexander BERNHARDSSON DF 21
- ↓ 75' Elliot STROUD DF 24

## SUBSTITUTES

- Viktor JOHANSSON GK 12
- Kristoffer NORDFELDT GK 23
- Herman JOHANSSON DF 6
- ↑ 37' Lucas BERGVALL MF 7
- ↑ 75' Daniel SVENSSON DF 8
- ↑ 88' Benjamin NYGREN MF 10
- ↑ 75' Ken SEMA MF 13
- Hjalmar EKDAL DF 14
- ↑ 87' Carl STARFELT DF 15
- Jesper KARLSTROM MF 16
- Mattias SVANBERG MF 19
- Eric SMITH DF 20
- Besfort ZENELI MF 22
- Gustaf NILSSON FW 25
- Taha ALI FW 26

Distribution in the Final Third



# Match Summary - Key Statistics



1 - 1



## Possession

Total	44.7%	10.7%	44.6%	Total
1	Goals			1
1.22	xG (Expected Goals)			0.56
8 (3)	Attempts at Goal (On Target)			11 (5)
454 (381)	Total Passes (Complete)			410 (330)
84 %	Pass Completion %			80 %
79	Completed Line Breaks			72
7	Defensive Line Breaks			3
95	Receptions in the Final Third			111
14	Crosses			16
16	Ball Progressions			18
221 (47)	Defensive Pressures Applied (Direct Pressures)			201 (26)
42	Forced Turnovers			37
62	Second Balls			74
110.2 km	Total Distance Covered			111.1 km
5.3 km	Zone 4 - Low Speed Sprinting: 20-25 km/h			5.1 km



Japan

# Phases of Play

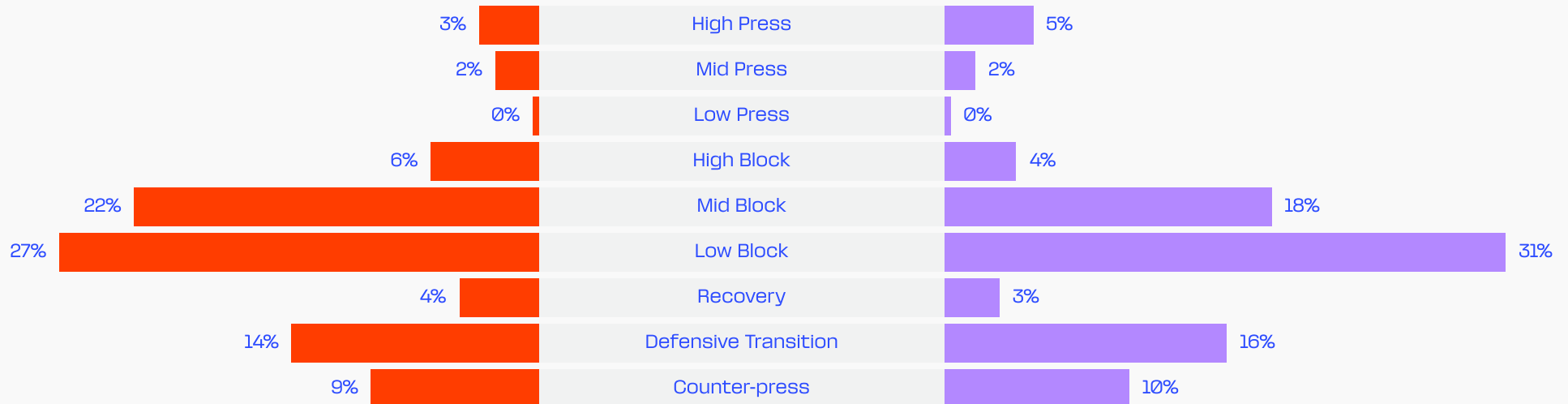
Sweden



## IN POSSESSION



## OUT OF POSSESSION

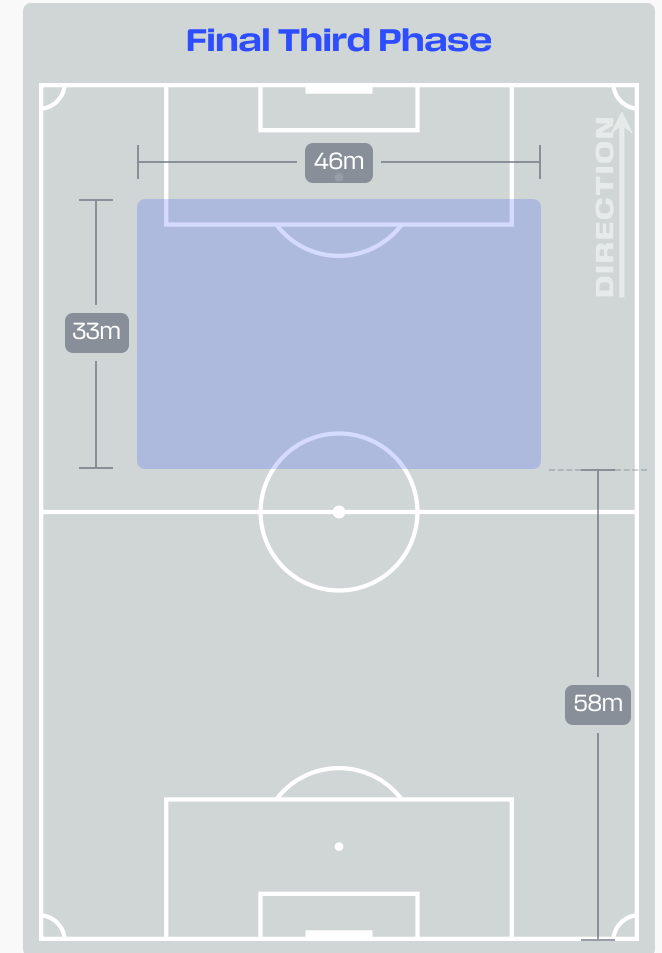
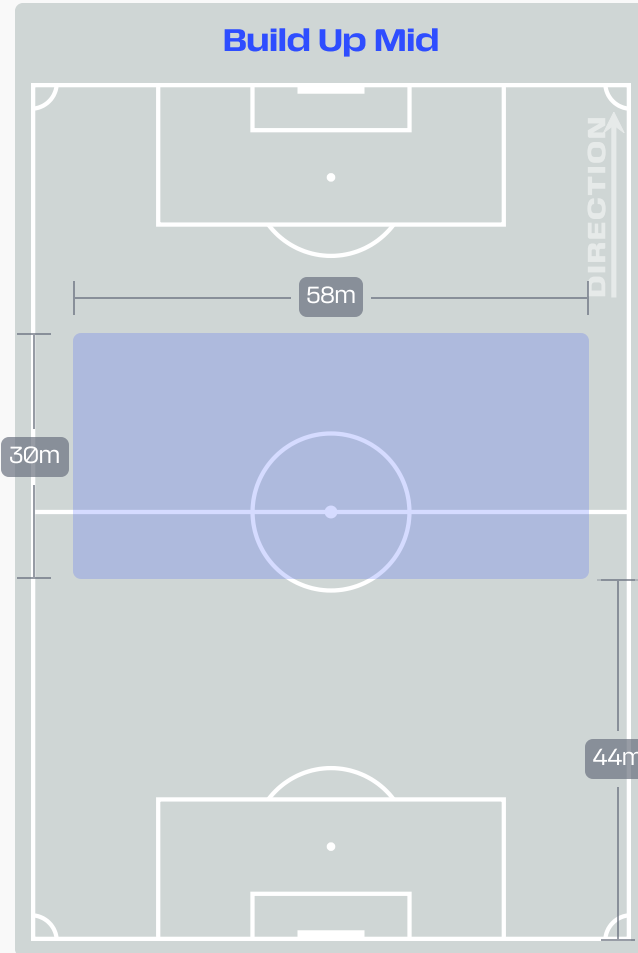
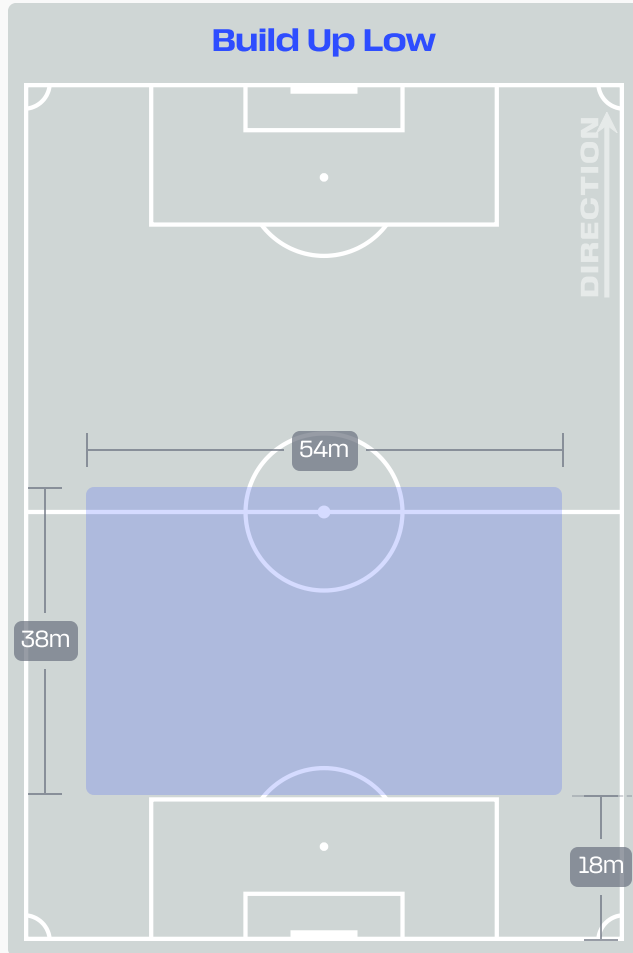


# IN POSSESSION

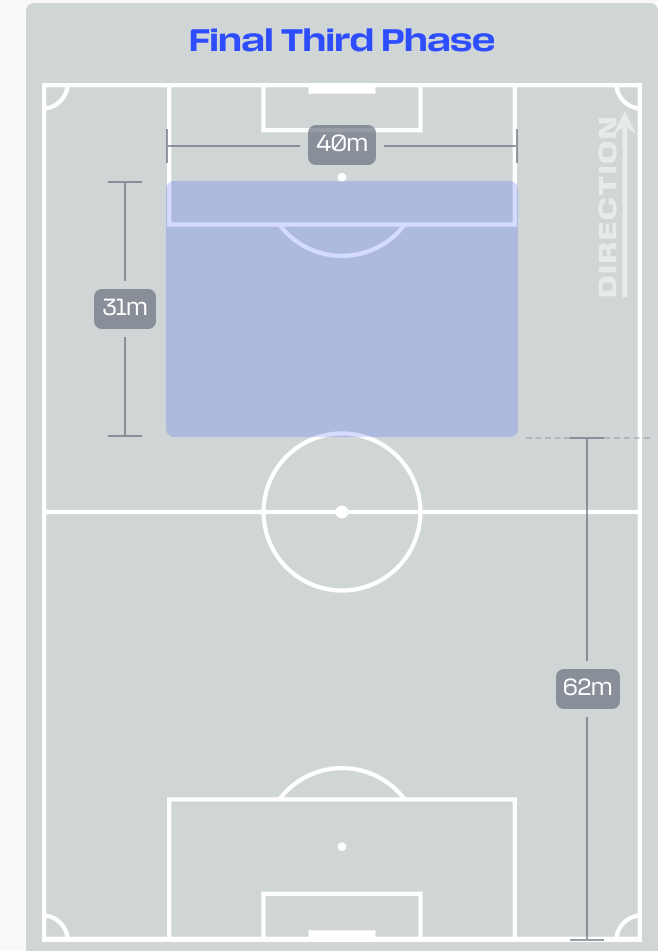
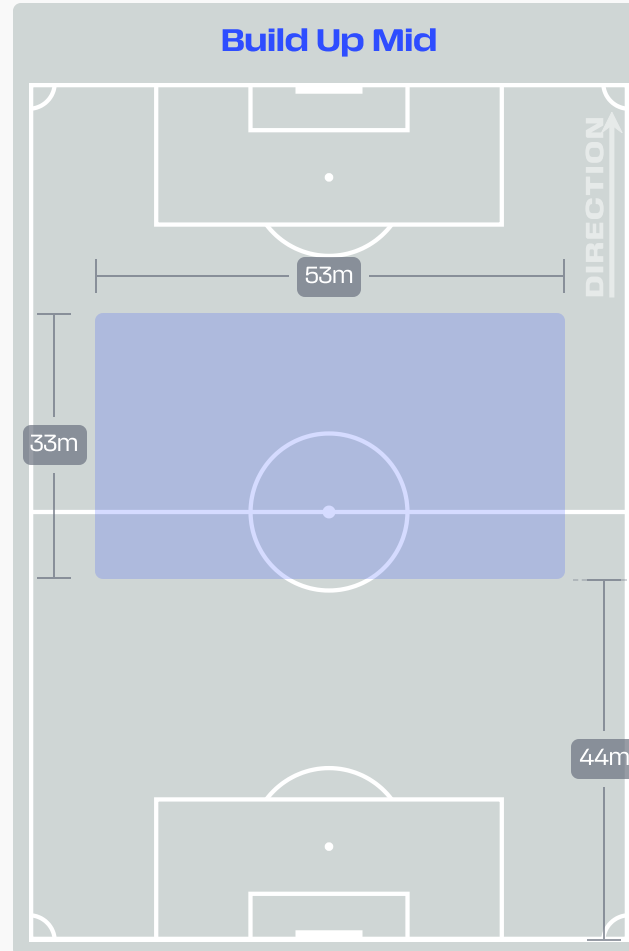
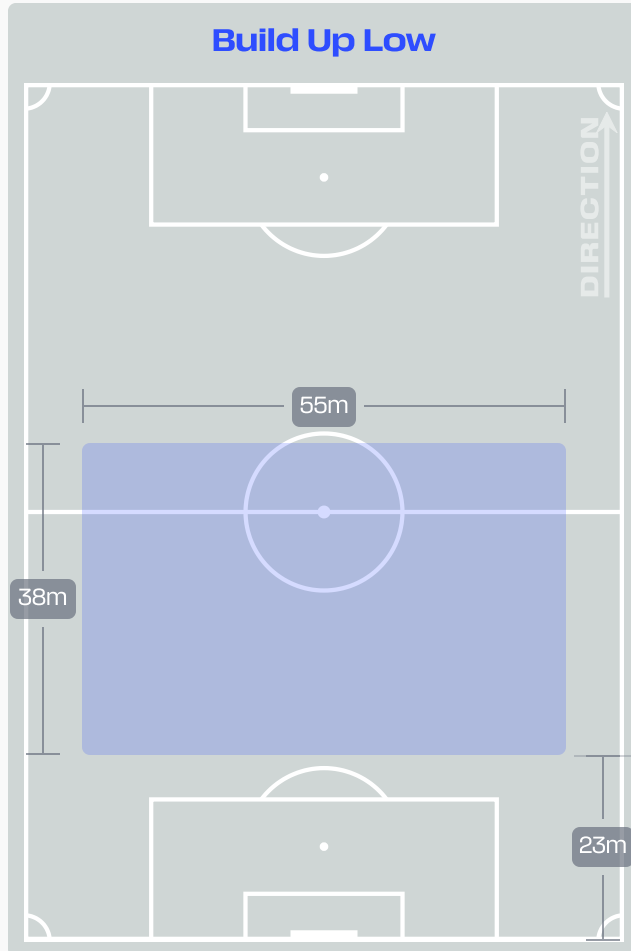


Japan v Sweden

# In Possession Line Height & Team Length



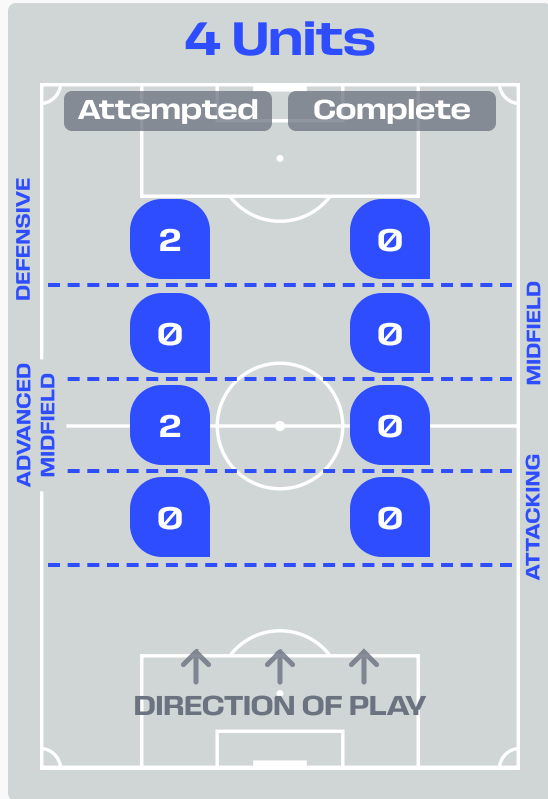
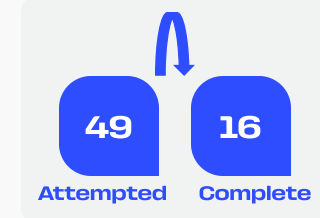
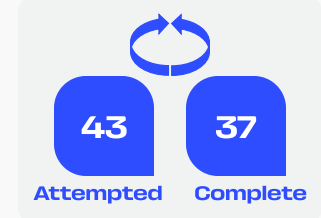
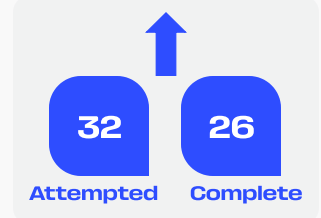
# In Possession Line Height & Team Length



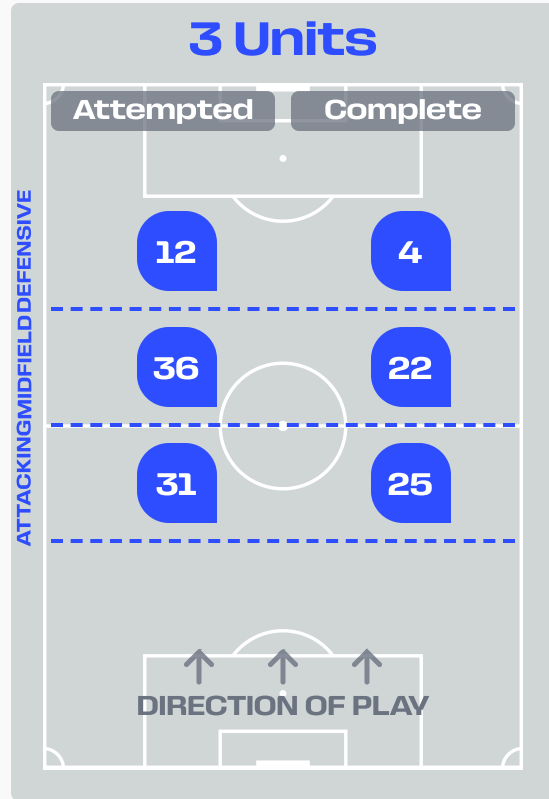
# Line Breaks



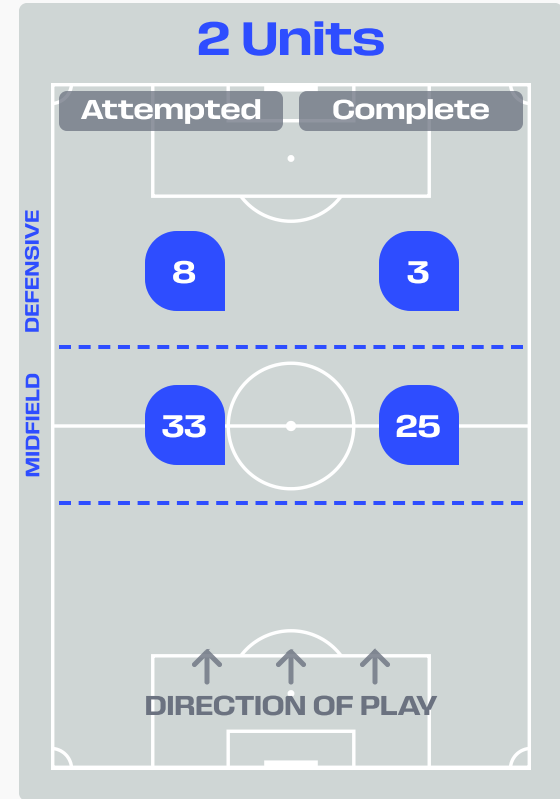
Attempted Line Breaks  
**124**



**Attempted Line Breaks** 4  
 Inside Shape 3  
 Outside Shape 1



**Attempted Line Breaks** 79  
 Inside Shape 49  
 Outside Shape 30



**Attempted Line Breaks** 41  
 Inside Shape 23  
 Outside Shape 18

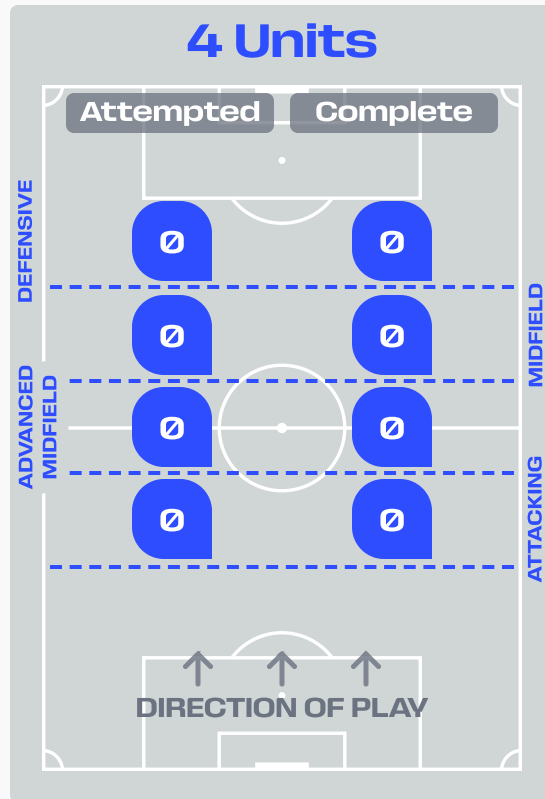
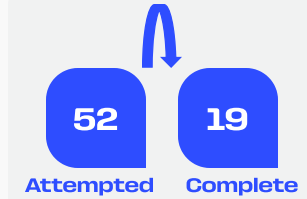
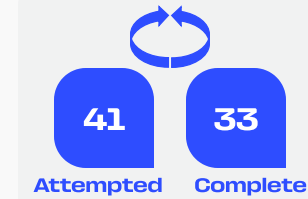
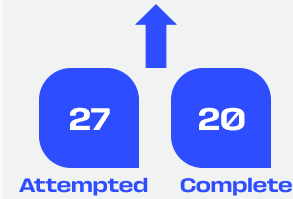
# Line Breaks



Sweden

## Attempted Line Breaks

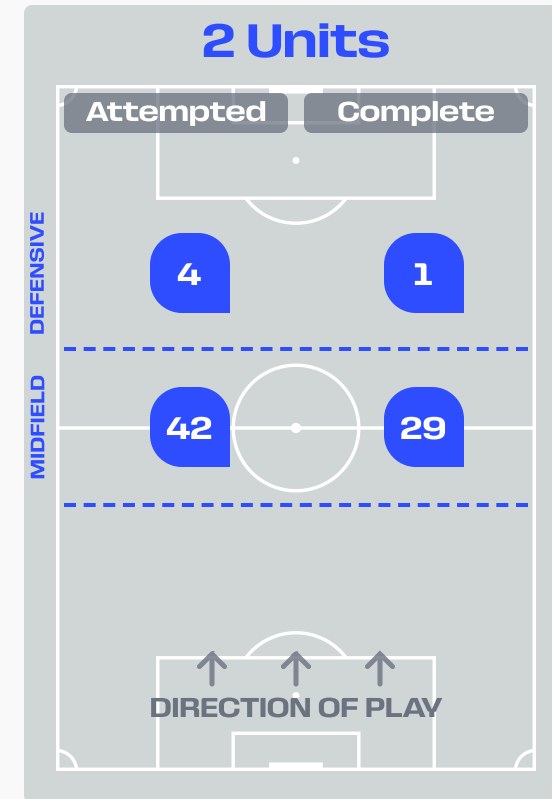
120



<b>Attempted Line Breaks</b>	<b>0</b>
Inside Shape	0
Outside Shape	0



<b>Attempted Line Breaks</b>	<b>74</b>
Inside Shape	44
Outside Shape	30



<b>Attempted Line Breaks</b>	<b>46</b>
Inside Shape	29
Outside Shape	17



## Line Breaks



					4 Units				3 Units			2 Units		Direction			Distribution Type		
#	Player	Line Breaks Attempted	Line Breaks Completed	Line Break Completion %	Attacking Line	Attacking Midfield Line	Midfield Line	Defensive Line	Attacking Line	Midfield Line	Defensive Line	Midfield Line	Defensive Line	Through	Around	Over	Pass	Cross	Ball Progression
1	Jacob WIDELL ZETTERSTROM	25	11	44%	0	0	0	0	5	14	3	3	0	1	2	22	25	0	0
2	Gustaf LAGERBIELKE	18	12	67%	0	0	0	0	7	6	0	5	0	1	8	9	18	0	0
3	Victor LINDELOF	10	9	90%	0	0	0	0	3	2	0	5	0	4	4	2	10	0	0
4	Isak HIEN	0	0	0%	0	0	0	0	0	0	0	0	0	0	0	0	0	0	0
5	Gabriel GUDMUNDSSON	11	9	82%	0	0	0	0	5	0	0	6	0	1	5	5	11	0	0
9	Alexander ISAK	3	3	100%	0	0	0	0	0	2	0	1	0	1	2	0	3	0	0
11	Anthony ELANGA	8	3	38%	0	0	0	0	0	2	0	3	3	0	6	2	5	2	1
17	Viktor GYOKERES	5	2	40%	0	0	0	0	0	0	2	3	0	2	2	1	4	0	1
18	Yasin AYARI	13	5	38%	0	0	0	0	0	5	0	8	0	5	2	6	11	1	1
21	Alexander BERNHARDSSON	6	2	33%	0	0	0	0	0	4	0	2	0	3	1	2	4	0	2
24	Elliot STROUD	6	5	83%	0	0	0	0	0	3	0	2	1	1	4	1	4	0	2
7	Lucas BERGVALL	5	4	80%	0	0	0	0	2	1	0	2	0	2	2	1	4	1	0
8	Daniel SVENSSON	4	3	75%	0	0	0	0	2	2	0	0	0	2	2	0	4	0	0
10	Benjamin NYGREN	5	4	80%	0	0	0	0	1	1	1	2	0	3	1	1	5	0	0
13	Ken SEMA	0	0	0%	0	0	0	0	0	0	0	0	0	0	0	0	0	0	0
15	Carl STARFELT	1	0	0%	0	0	0	0	1	0	0	0	0	1	0	0	1	0	0



# Passing Networks

#	Passes From ↓ to →	Zion SUZUKI	Yukinari SUGAWARA	Kou ITAKURA	Ao TANAKA	Ritsu DOAN	Daizen MAEDA	Keito NAKAMURA	Daichi KAMADA	Ayase UEDA	Ayumu SEKO	Hiroki ITO	Shogo TANIGUCHI	Yuto NAGATOMO	Junya ITO	Tsuyoshi WATANABE	Koki OGAWA
1	Zion SUZUKI		1	3	4	0	0	1	1	2	0	0	1	0	0	1	0
2	Yukinari SUGAWARA	0		0	5	4	1	1	0	0	10	0	0	0	2	0	0
4	Kou ITAKURA	4	3		7	0	0	0	3	0	4	2	0	0	0	0	0
7	Ao TANAKA	0	5	3		1	1	3	24	3	10	4	6	1	1	5	0
10	Ritsu DOAN	2	7	0	1		1	2	4	2	3	0	0	0	0	0	0
11	Daizen MAEDA	0	0	0	0	1		3	3	0	0	3	0	1	0	0	0
13	Keito NAKAMURA	0	0	0	4	4	0		7	1	0	7	0	0	0	0	0
15	Daichi KAMADA	0	4	5	15	6	5	8		2	4	8	6	2	0	1	0
18	Ayase UEDA	0	2	0	0	1	0	2	2		1	0	0	0	0	0	0
20	Ayumu SEKO	3	3	6	4	5	1	0	3	1		2	3	0	0	0	0
21	Hiroki ITO	4	0	4	3	0	0	8	7	0	1		4	0	0	0	0
3	Shogo TANIGUCHI	3	1	0	12	0	0	1	7	0	2	1		0	1	2	0
5	Yuto NAGATOMO	0	0	0	0	0	1	0	1	0	0	0	0		0	0	1
14	Junya ITO	0	1	0	0	0	0	0	0	0	0	0	0	0		1	2
16	Tsuyoshi WATANABE	1	2	0	3	0	0	0	0	0	0	0	3	0	2		0
19	Koki OGAWA	0	0	0	1	0	0	0	1	0	0	0	1	0	0	0	

Top 5 Player to Player Passers		
Player	Passed To	% of Total Team Passes
Ao TANAKA	Daichi KAMADA	6.5%
Daichi KAMADA	Ao TANAKA	4.1%
Shogo TANIGUCHI	Ao TANAKA	3.2%
Yukinari SUGAWARA	Ayumu SEKO	2.7%
Ao TANAKA	Ayumu SEKO	2.7%

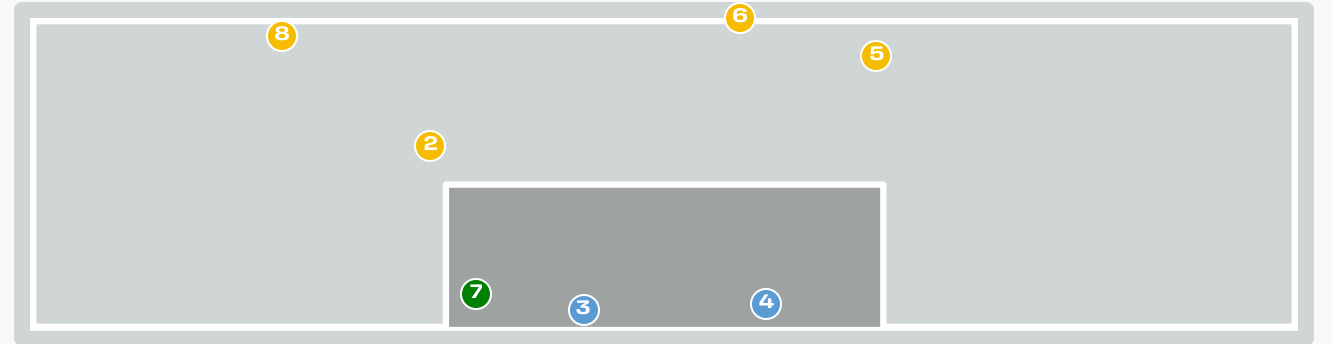
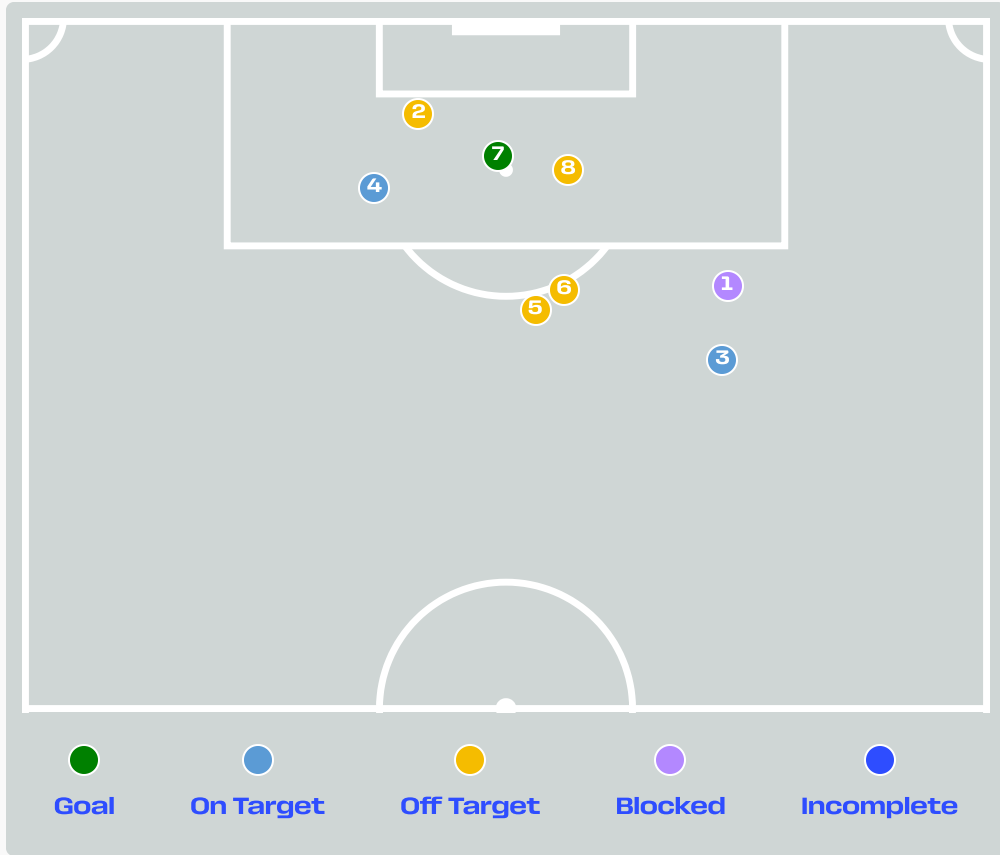
# Passing Networks








#	Passes From ↓ to →	Jacob WIDELL ZETTERSTROM	Gustaf LAGERBIELKE	Victor LINDELOF	Isak HIEN	Gabriel GUDMUNDSSON	Alexander ISAK	Anthony ELANGA	Viktor GYOKERES	Yasin AYARI	Alexander BERNHARDSSON	Elliot STROUD	Lucas BERGVALL	Daniel SVENSSON	Benjamin NYGREN	Ken SEMA	Carl STARFELT
1	Jacob WIDELL ZETTERSTROM		2	6	0	3	0	2	3	2	0	2	1	0	0	0	0
2	Gustaf LAGERBIELKE	6		9	4	1	1	5	0	3	6	1	3	1	2	0	4
3	Victor LINDELOF	5	7		2	5	0	1	3	4	4	2	6	1	0	0	0
4	Isak HIEN	2	10	2		7	0	0	0	0	0	0	0	0	0	0	0
5	Gabriel GUDMUNDSSON	2	0	13	9		2	2	2	1	1	5	1	0	0	1	0
9	Alexander ISAK	0	3	1	0	0		1	1	3	1	0	0	0	0	0	0
11	Anthony ELANGA	1	3	0	0	0	0		0	2	4	4	5	0	1	0	0
17	Viktor GYOKERES	0	0	0	0	0	4	1		0	2	0	0	0	0	0	0
18	Yasin AYARI	1	6	0	0	3	1	6	1		0	0	2	1	0	1	0
21	Alexander BERNHARDSSON	0	4	2	0	0	1	2	2	0		1	1	0	0	0	0
24	Elliot STROUD	3	0	1	0	6	2	2	0	4	1		1	0	0	0	0
7	Lucas BERGVALL	1	1	3	0	2	1	4	1	3	3	2		3	0	0	1
8	Daniel SVENSSON	0	0	0	0	0	0	0	1	0	0	0	2		0	2	4
10	Benjamin NYGREN	0	1	0	0	0	1	2	1	1	0	0	1	0		0	0
13	Ken SEMA	0	0	1	0	0	0	0	0	0	0	0	0	2	0		0
15	Carl STARFELT	0	5	0	0	0	0	0	0	1	0	0	1	3	1	0	

Top 5 Player to Player Passers		
Player	Passed To	% of Total Team Passes
Gabriel GUDMUNDSSON	Victor LINDELOF	4.1%
Isak HIEN	Gustaf LAGERBIELKE	3.2%
Gustaf LAGERBIELKE	Victor LINDELOF	2.9%
Gabriel GUDMUNDSSON	Isak HIEN	2.9%
Victor LINDELOF	Gustaf LAGERBIELKE	2.2%

# Attempts at Goal



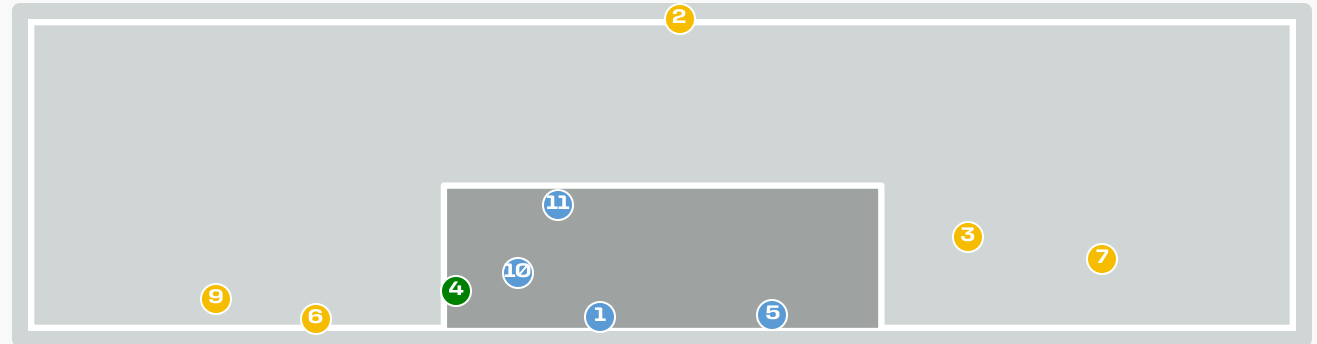
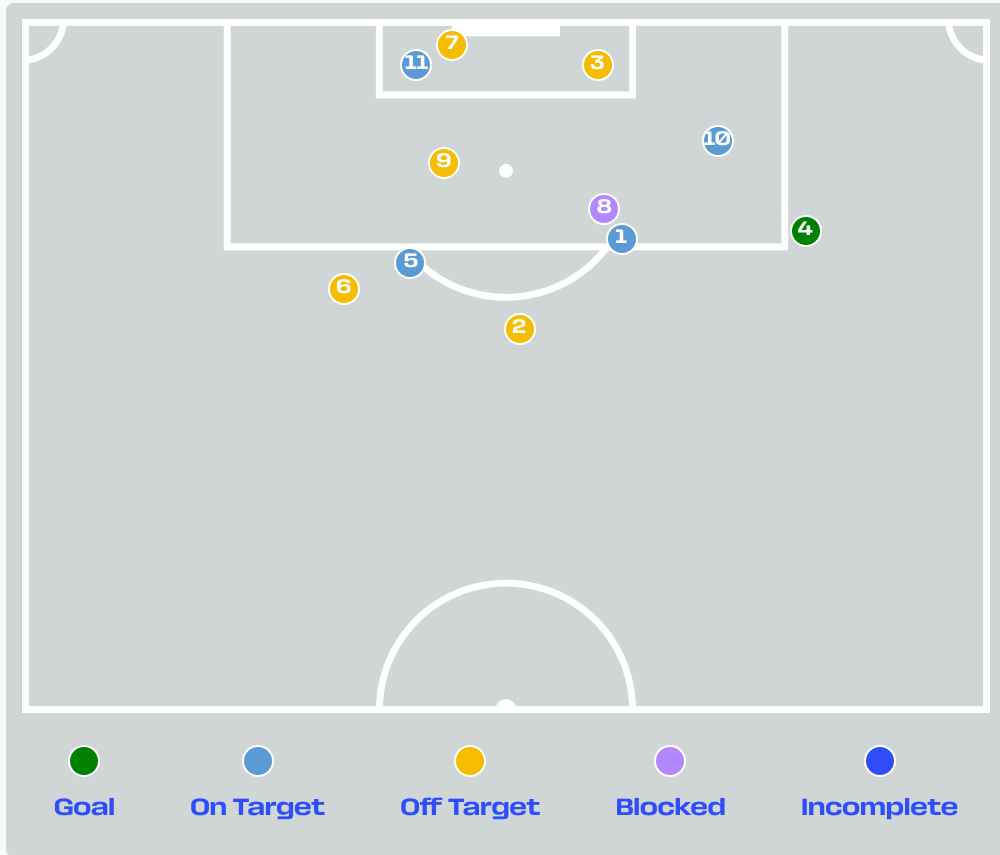
Key	Outcome	Shots
	Goals	1
	On Target	2
	Off Target	4
	Blocked	1
	Incomplete	0








# Attempts at Goal

Time	Player	Outcome	Body Part	Delivery Type
14	10 Ritsu DOAN	Incomplete - Blocked	Left Foot	Pass
21	11 Daizen MAEDA	Off Target	Head	Cross
39	2 Yukinari SUGAWARA	On Target - Saved	Right Foot	Pass
44	13 Keito NAKAMURA	On Target - Saved	Right Foot	Pass
47	7 Ao TANAKA	Off Target	Right Foot	Ball Progression
51	18 Ayase UEDA	Deflected Off Target - Defensive Event	Right Foot	Pass
55	11 Daizen MAEDA	On Target - Goal	Right Foot	Pass
82	19 Koki OGAWA	Off Target	Left Foot	Cross

# Attempts at Goal



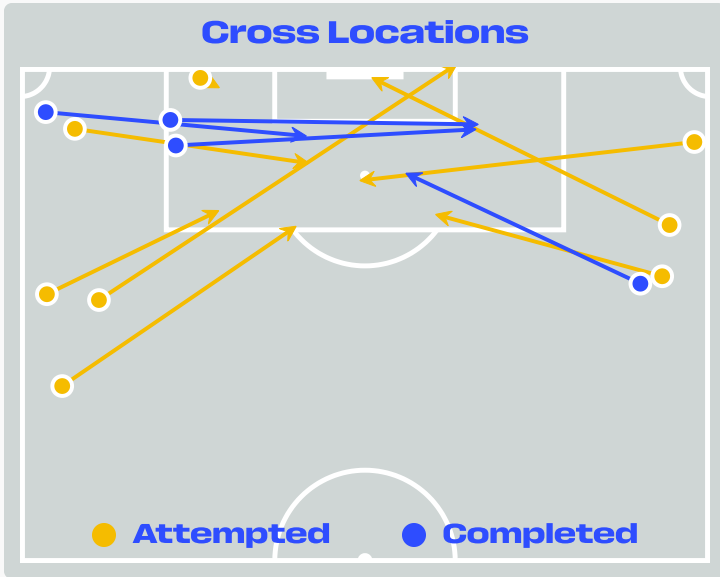
Key	Outcome	Shots
	Goals	1
	On Target	4
	Off Target	5
	Blocked	1
	Incomplete	0

## Attempts at Goal

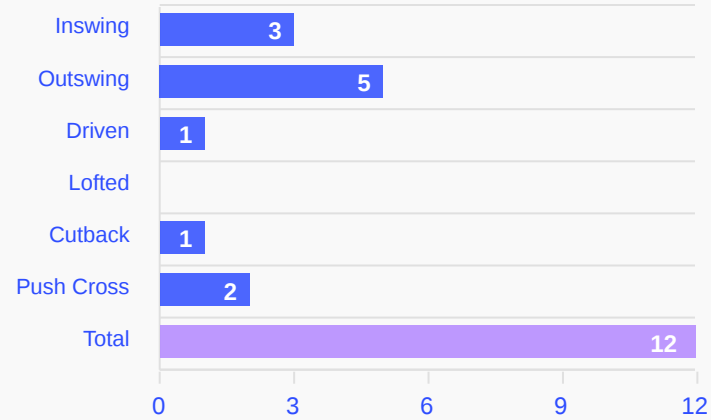


Time	Player	Outcome	Body Part	Delivery Type
5	21 Alexander BERNHARDSSON	On Target - Saved	Left Foot	Pass
47	17 Viktor GYOKERES	Deflected Off Target - Defensive Event	Right Foot	Loose Ball
49	2 Gustaf LAGERBIELKE	Off Target	Head	Corner
61	11 Anthony ELANGA	On Target - Goal	Left Foot	Pass
64	9 Alexander ISAK	On Target - Saved	Right Foot	Loose Ball
77	8 Daniel SVENSSON	Deflected Off Target - Defensive Event	Left Foot	Pass
78	3 Victor LINDELOF	Off Target - Saved	Head	Corner
78	13 Ken SEMA	Incomplete - Blocked	Left Foot	Loose Ball
80	2 Gustaf LAGERBIELKE	Off Target	Head	Freekick
92	11 Anthony ELANGA	On Target - Saved	Right Foot	Pass
93	9 Alexander ISAK	On Target - Saved	Head	Corner

# Crosses (Open Play)



### Delivery Type



Attempted

12

Completed

4

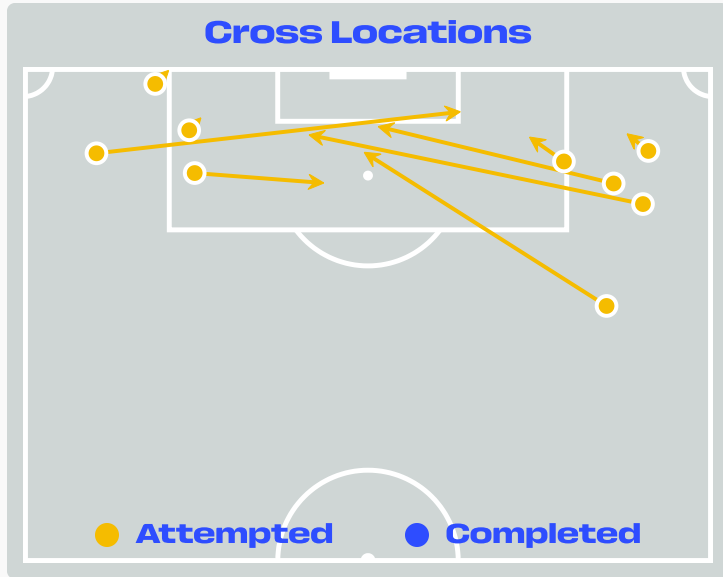
Most Crosses Attempted

4

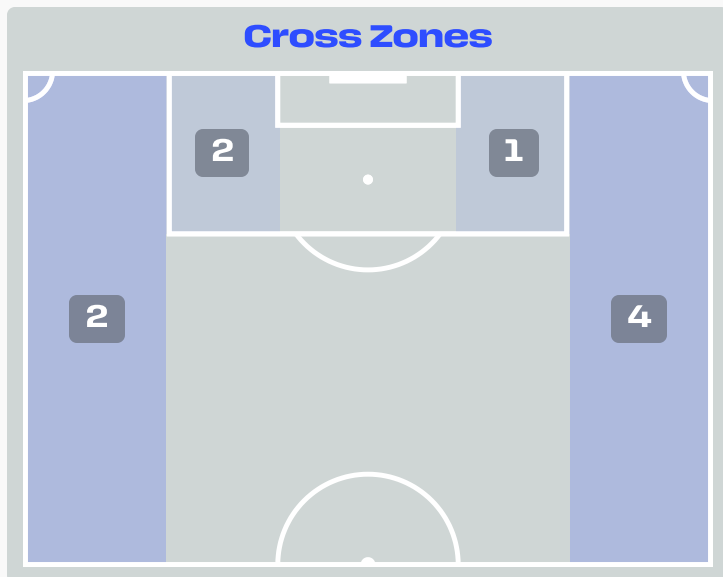
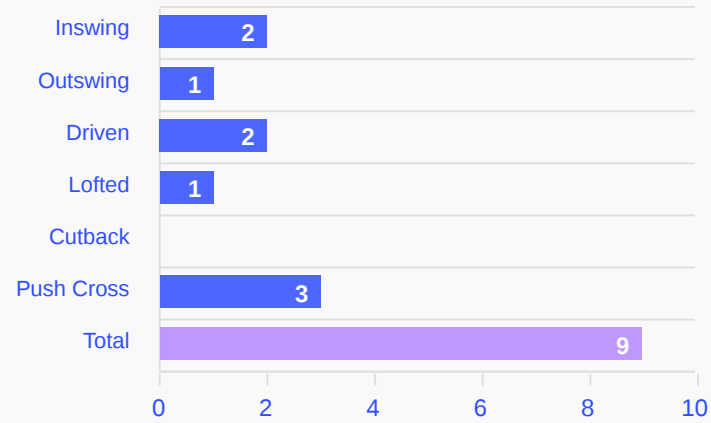
**Hiroki ITO**  
LEFT BACK

#	Player	Inswing	Outswing	Driven	Lofted	Cutback	Push Cross	Total Attempted
1	Zion SUZUKI	0	0	0	0	0	0	0
2	Yukinari SUGAWARA	0	1	0	0	0	1	2
4	Kou ITAKURA	0	0	0	0	0	0	0
7	Ao TANAKA	0	0	0	0	0	0	0
10	Ritsu DOAN	1	0	0	0	0	0	1
11	Daizen MAEDA	0	0	0	0	0	0	0
13	Keito NAKAMURA	1	0	1	0	0	0	2
15	Daichi KAMADA	1	1	0	0	0	0	2
18	Ayase UEDA	0	0	0	0	0	0	0
20	Ayumu SEKO	0	0	0	0	0	0	0
21	Hiroki ITO	0	3	0	0	1	0	4
3	Shogo TANIGUCHI	0	0	0	0	0	0	0
5	Yuto NAGATOMO	0	0	0	0	0	1	1
14	Junya ITO	0	0	0	0	0	0	0
16	Tsuyoshi WATANABE	0	0	0	0	0	0	0
19	Koki OGAWA	0	0	0	0	0	0	0

# Crosses (Open Play)



### Delivery Type



Attempted

9

Completed

0

Most Crosses Attempted

3

**Anthony ELANGA**  
RIGHT WINGER

#	Player	Inswing	Outswing	Driven	Lofted	Cutback	Push Cross	Total Attempted
1	Jacob WIDELL ZETTERSTROM	0	0	0	0	0	0	0
2	Gustaf LAGERBIELKE	0	0	0	0	0	0	0
3	Victor LINDELOF	0	0	0	0	0	0	0
4	Isak HIEN	0	0	0	0	0	0	0
5	Gabriel GUDMUNDSSON	0	0	0	0	0	0	0
9	Alexander ISAK	0	0	0	0	0	0	0
11	Anthony ELANGA	1	1	1	0	0	0	3
17	Viktor GYOKERES	0	0	0	0	0	0	0
18	Yasin AYARI	1	0	0	0	0	0	1
21	Alexander BERNHARDSSON	0	0	0	0	0	0	0
24	Elliot STROUD	0	0	0	0	0	2	2
7	Lucas BERGVALL	0	0	1	1	0	0	2
8	Daniel SVENSSON	0	0	0	0	0	1	1
10	Benjamin NYGREN	0	0	0	0	0	0	0
13	Ken SEMA	0	0	0	0	0	0	0
15	Carl STARFELT	0	0	0	0	0	0	0



# Offering to Receive

320

Total Offers Made

98

Total Offers Received

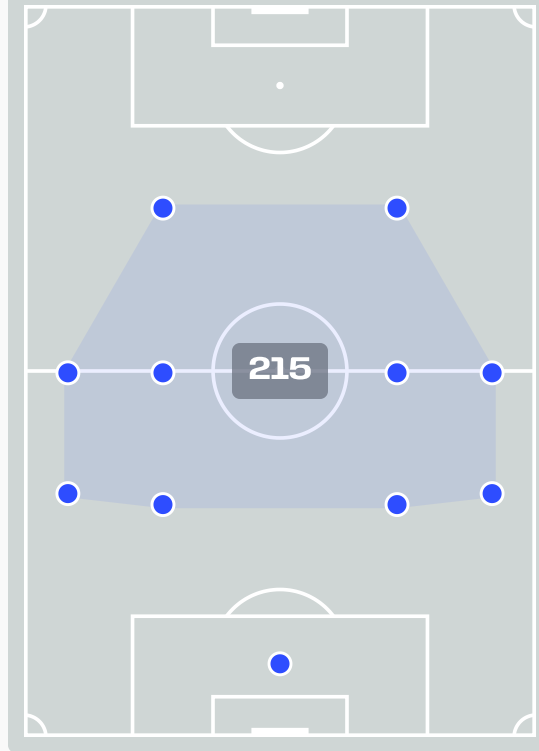
Most Offers

55

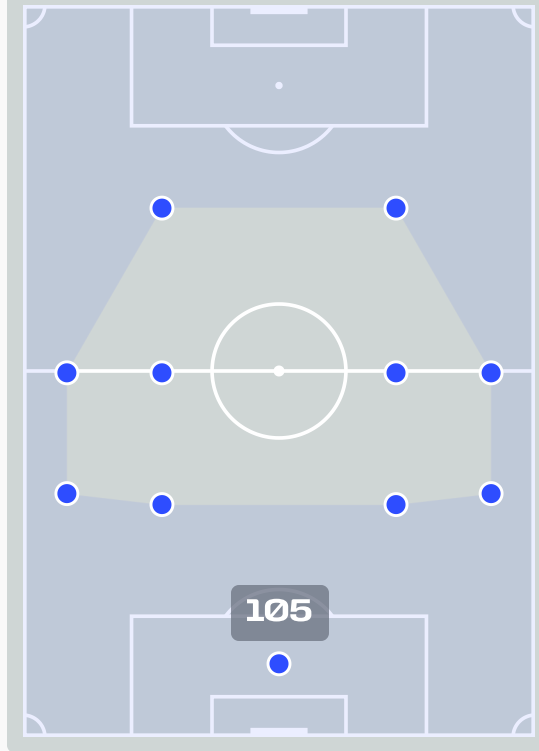
Ao TANAKA  
LEFT CENTRE MIDFIELD

#	Player	Offers Made	Offers Received	% Made & Received
1	Zion SUZUKI	3	3	100%
2	Yukinari SUGAWARA	22	4	18.2%
4	Kou ITAKURA	2	0	0%
7	Ao TANAKA	55	30	54.5%
10	Ritsu DOAN	35	5	14.3%
11	Daizen MAEDA	52	6	11.5%
13	Keito NAKAMURA	19	8	42.1%
15	Daichi KAMADA	44	25	56.8%
18	Ayase UEDA	36	5	13.9%
20	Ayumu SEKO	2	0	0%
21	Hiroki ITO	15	5	33.3%
3	Shogo TANIGUCHI	1	1	100%
5	Yuto NAGATOMO	8	2	25%
14	Junya ITO	14	1	7.1%
16	Tsuyoshi WATANABE	1	0	0%
19	Koki OGAWA	11	3	27.3%

Offers Made Inside Shape



Offers Made Outside Shape



171

Offers Made in Final Third

103

Offers Made in Middle Third

46

Offers Made in Defensive Third

# Offering to Receive

232

Total Offers Made

79

Total Offers Received

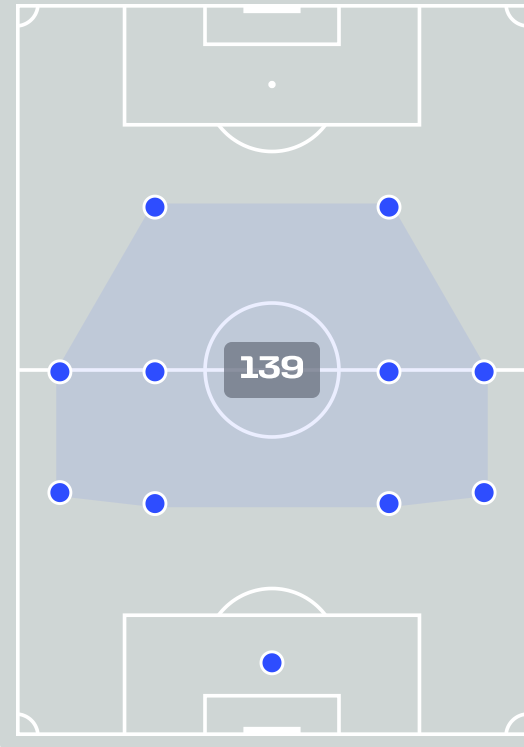
## Most Offers

51

Yasin AYARI  
LEFT CENTRE MIDFIELD

#	Player	Offers Made	Offers Received	% Made & Received
1	Jacob WIDELL ZETTERSTROM	0	0	0%
2	Gustaf LAGERBIELKE	8	5	62.5%
3	Victor LINDELOF	7	3	42.9%
4	Isak HIEN	2	2	100%
5	Gabriel GUDMUNDSSON	7	4	57.1%
9	Alexander ISAK	36	6	16.7%
11	Anthony ELANGA	41	17	41.5%
17	Viktor GYOKERES	16	2	12.5%
18	Yasin AYARI	51	14	27.5%
21	Alexander BERNHARDSSON	16	6	37.5%
24	Elliot STROUD	15	5	33.3%
7	Lucas BERGVALL	21	11	52.4%
8	Daniel SVENSSON	4	2	50%
10	Benjamin NYGREN	3	1	33.3%
13	Ken SEMA	5	1	20%
15	Carl STARFELT	0	0	0%

## Offers Made Inside Shape



## Offers Made Outside Shape



116

Offers Made in Final Third

93

Offers Made in Middle Third

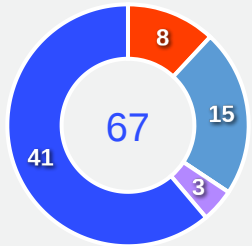
23

Offers Made in Defensive Third

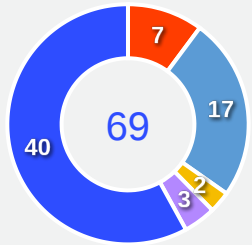
# Movement to Receive

## Movement Types by Phase

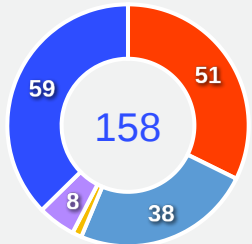
### Final Third Phase



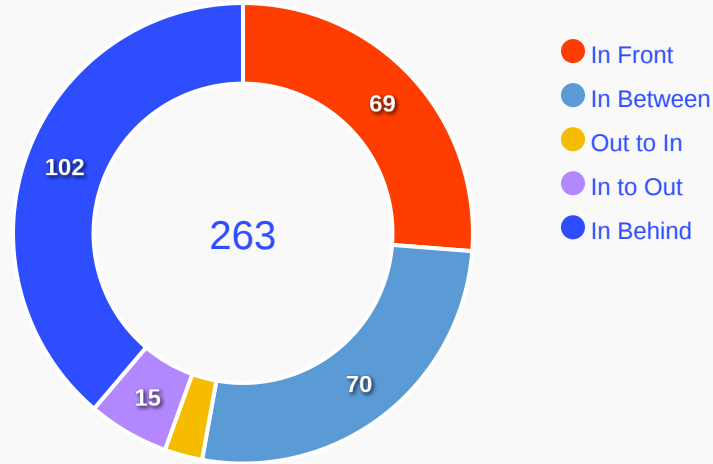
### Progression Phase



### Build Up Phase



## All Movement Types

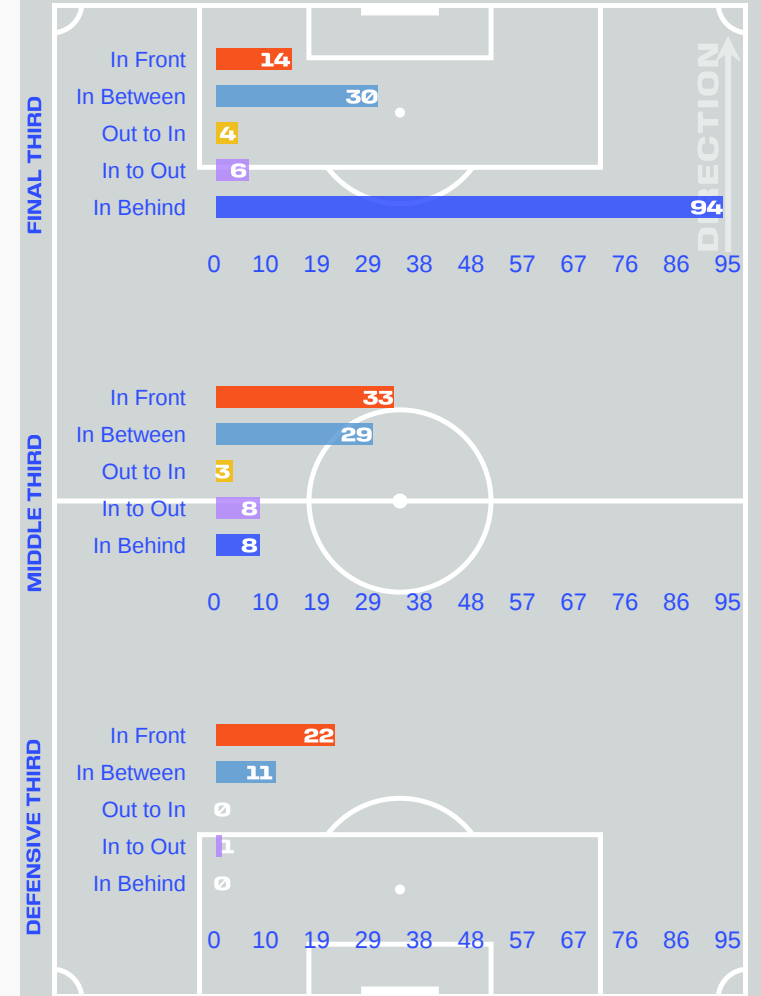


- In Front
- In Between
- Out to In
- In to Out
- In Behind

## Top Ranked Players

Type	Player	Movements
In Front	7 Ao TANAKA	30
In Between	18 Ayase UEDA	17
Out to In	10 Ritsu DOAN	3
In to Out	10 Ritsu DOAN	5
In Behind	11 Daizen MAEDA	35

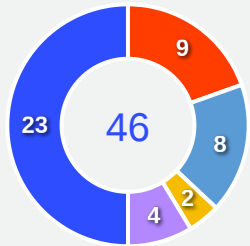
## Movement Types Pitch Third



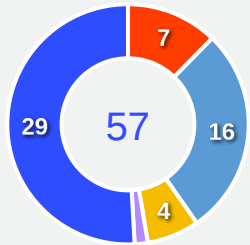
# Movement to Receive

## Movement Types by Phase

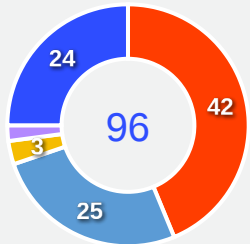
### Final Third Phase



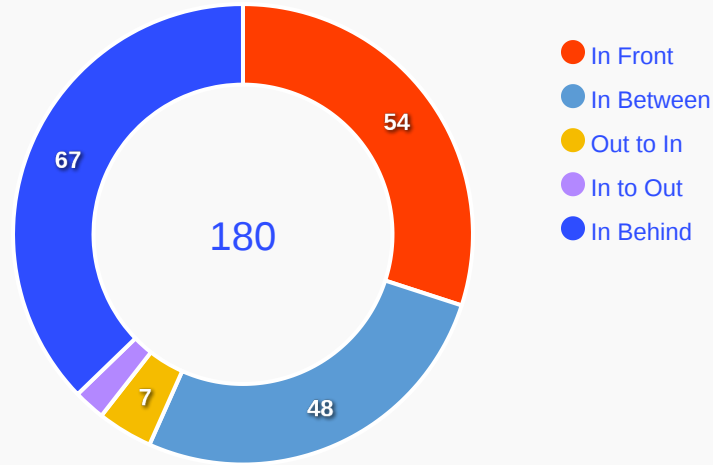
### Progression Phase



### Build Up Phase



## All Movement Types



- In Front
- In Between
- Out to In
- In to Out
- In Behind

## Top Ranked Players

Type	Player	Movements
In Front	18 Yasin AYARI	19
In Between	18 Yasin AYARI	16
Out to In	9 Alexander ISAK	2
In to Out	2 Gustaf LAGERBIELKE	1
In Behind	9 Alexander ISAK	18

## Movement Types Pitch Third



# OUT OF POSSESSION



Japan v Sweden



# Defensive Actions

**42**

**Forced Turnovers**

**37**

**Possession Regained**

**5**

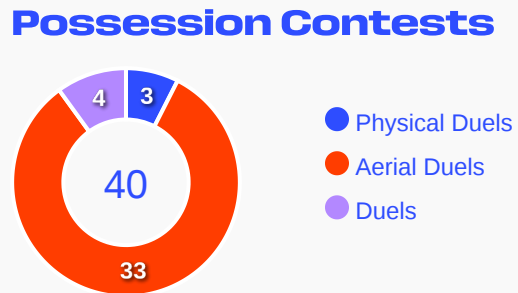
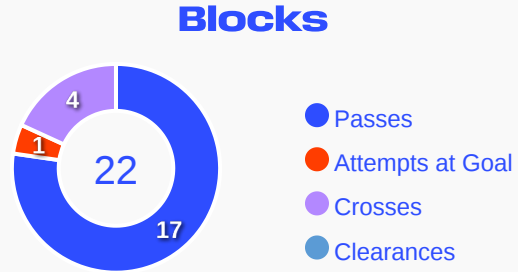
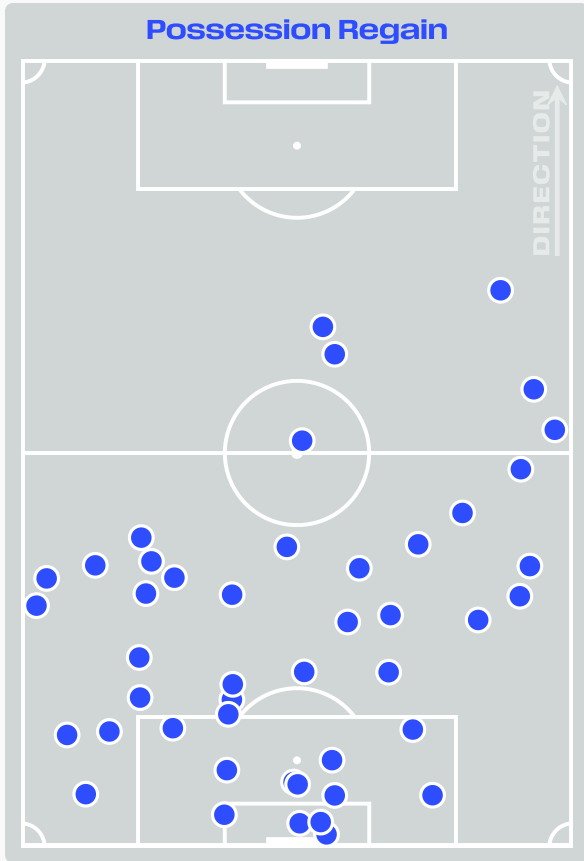
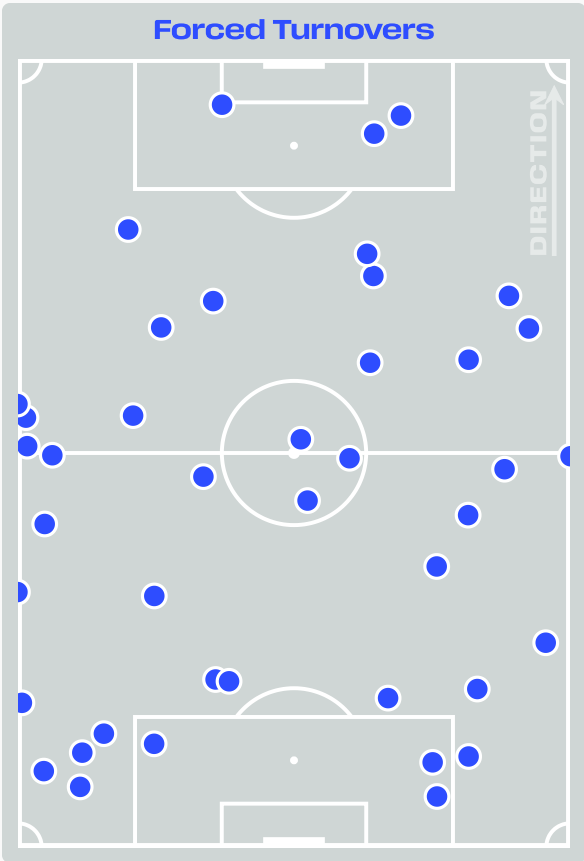
**Interceptions**

**29**

**Tackles**

**3.83**

**Possession Actions / Defensive Action**



### Most Possession Regains

6

**Ao TANAKA**  
LEFT CENTRE MIDFIELD

#	Player	Total Possession Regains
1	Zion SUZUKI	4
2	Yukinari SUGAWARA	4
4	Kou ITAKURA	4
7	Ao TANAKA	6
10	Ritsu DOAN	1
11	Daizen MAEDA	1
13	Keito NAKAMURA	1
15	Daichi KAMADA	2
18	Ayase UEDA	0
20	Ayumu SEKO	5
21	Hiroki ITO	3
3	Shogo TANIGUCHI	3
5	Yuto NAGATOMO	3
14	Junya ITO	0
16	Tsuyoshi WATANABE	0
19	Koki OGAWA	0

# Defensive Actions

**37**

**Forced Turnovers**

**42**

**Possession Regained**

**1**

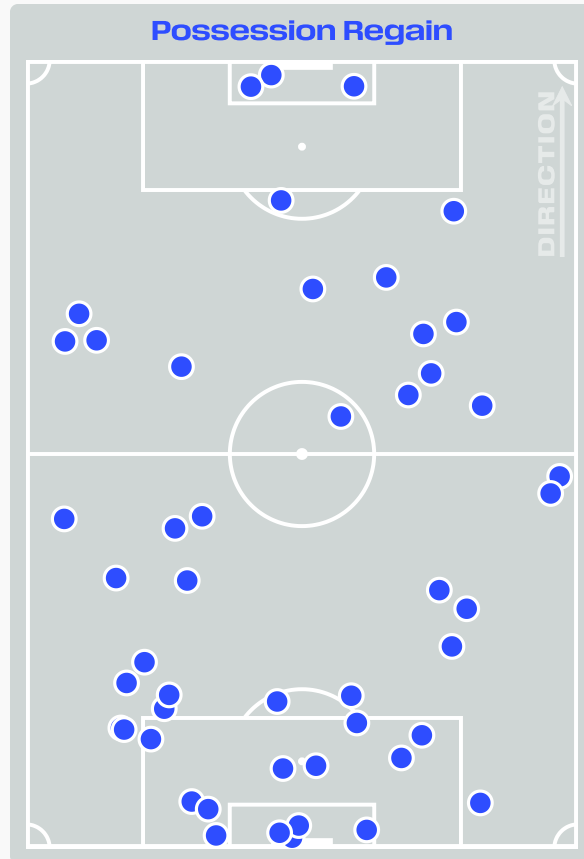
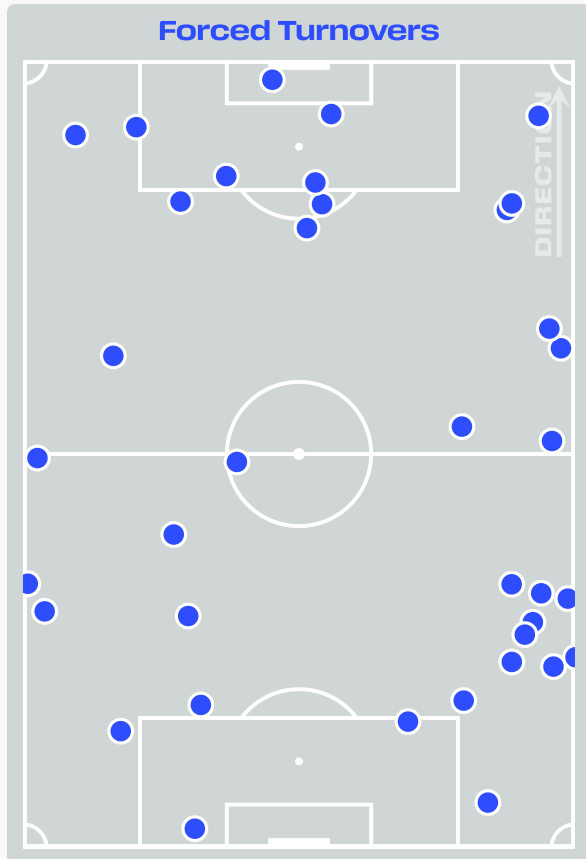
**Interceptions**

**15**

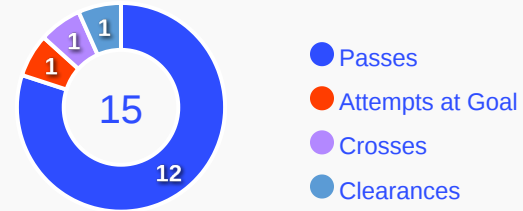
**Tackles**

**5.19**

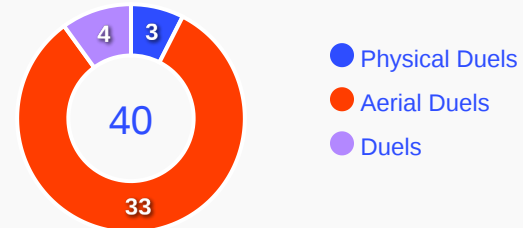
**Possession Actions / Defensive Action**



## Blocks



## Possession Contests



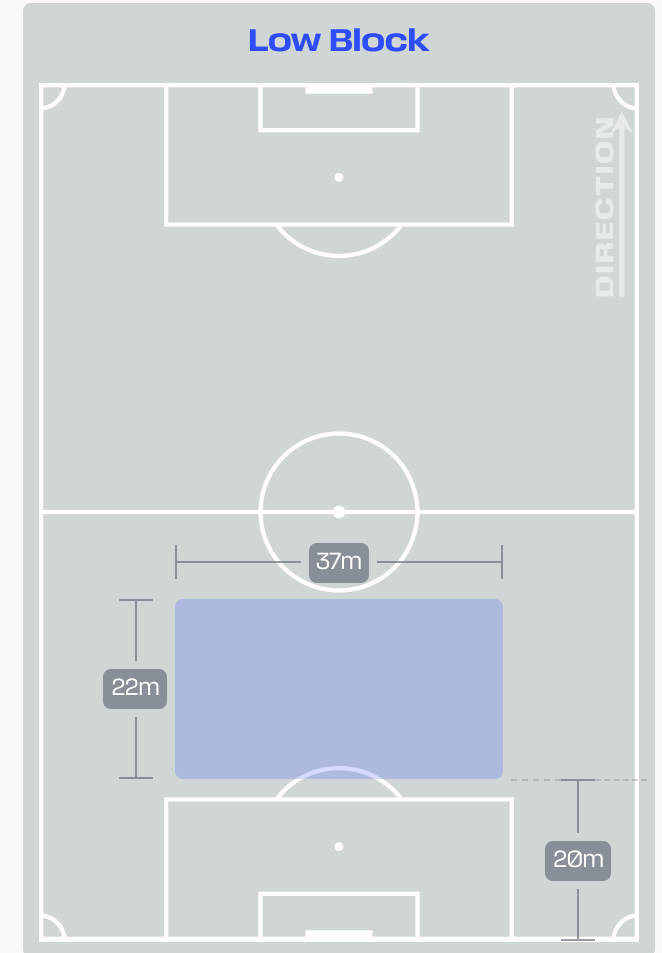
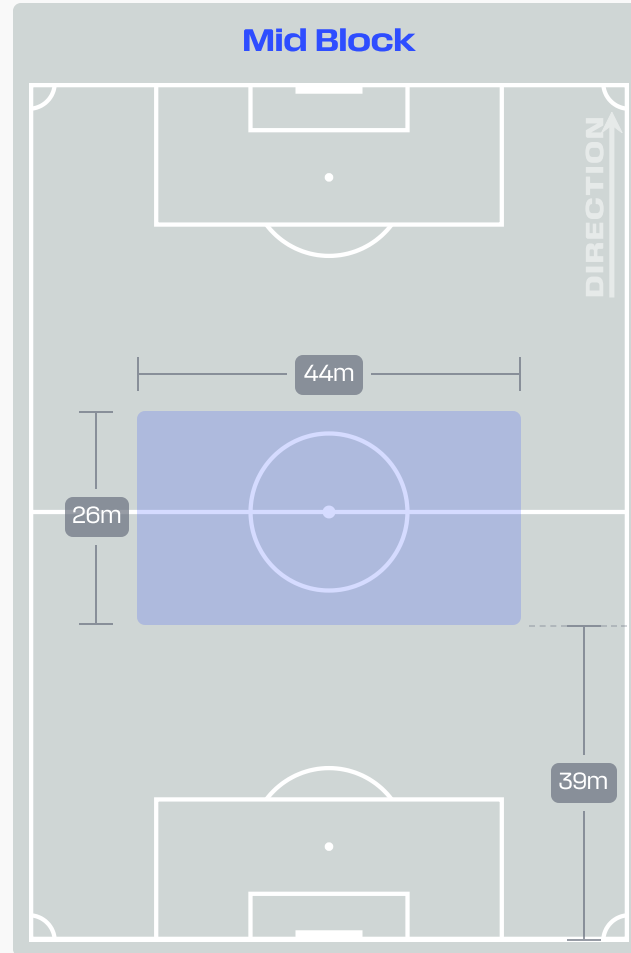
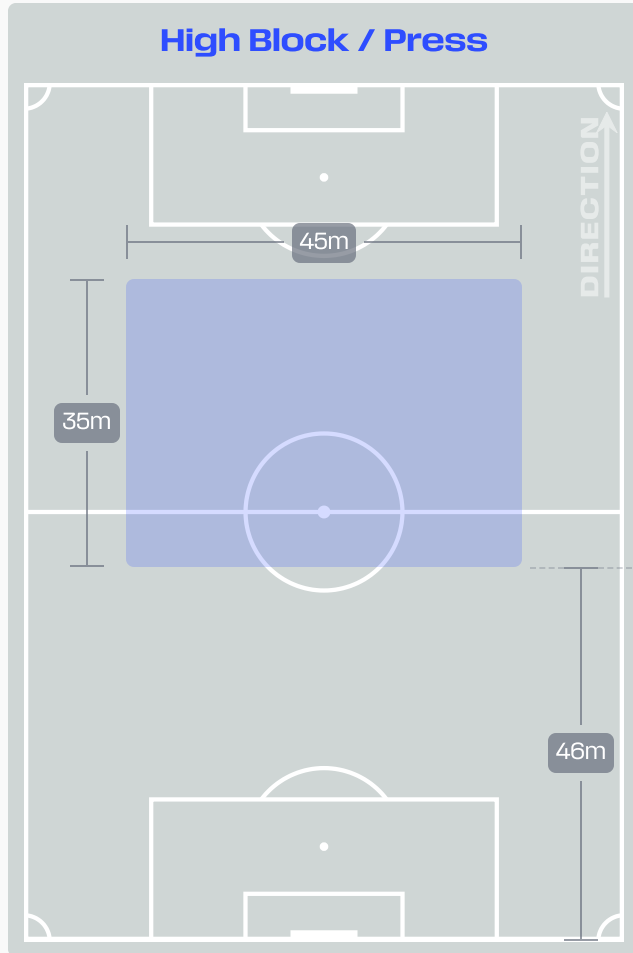
## Most Possession Regains

**8**

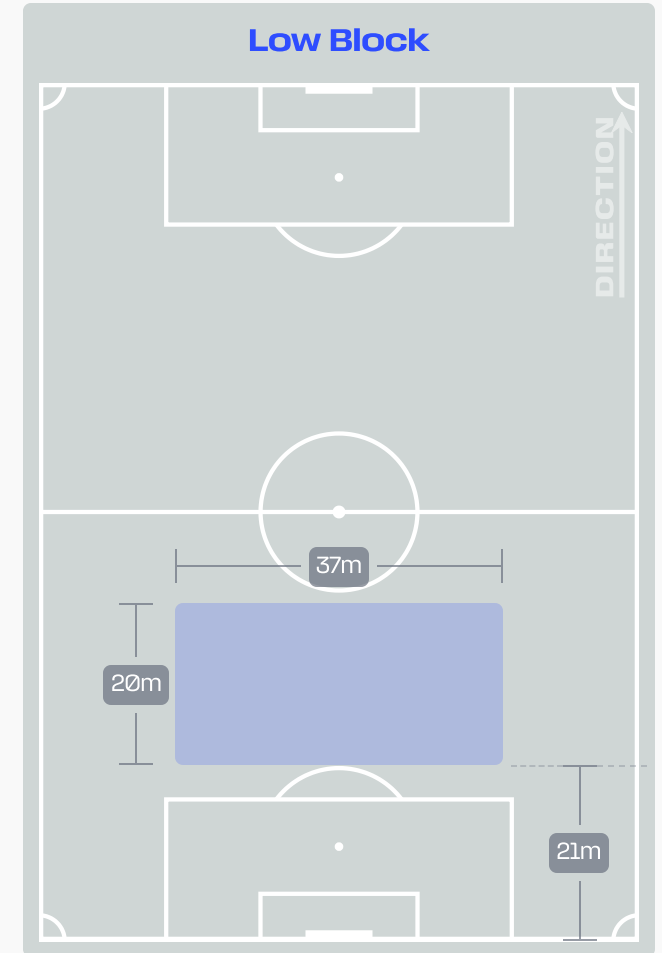
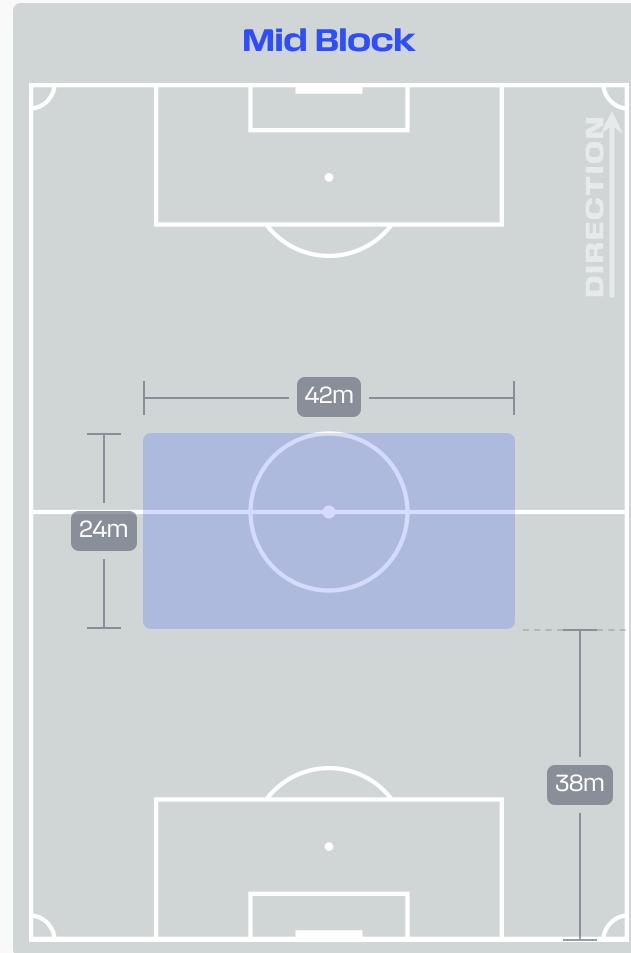
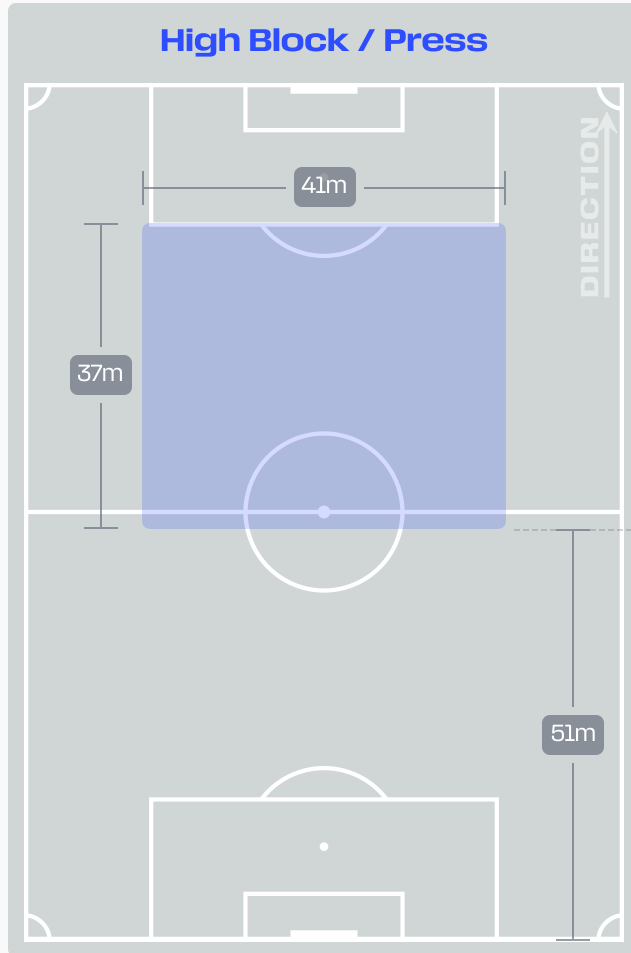
**Jacob WIDELL ZETTERSTROM**  
GOALKEEPER

#	Player	Total Possession Regains
1	Jacob WIDELL ZETTERSTROM	8
2	Gustaf LAGERBIELKE	6
3	Victor LINDELOF	3
4	Isak HIEN	4
5	Gabriel GUDMUNDSSON	6
9	Alexander ISAK	1
11	Anthony ELANGA	1
17	Viktor GYOKERES	1
18	Yasin AYARI	4
21	Alexander BERNHARDSSON	3
24	Elliot STROUD	1
7	Lucas BERGVALL	3
8	Daniel SVENSSON	0
10	Benjamin NYGREN	0
13	Ken SEMA	1
15	Carl STARFELT	0

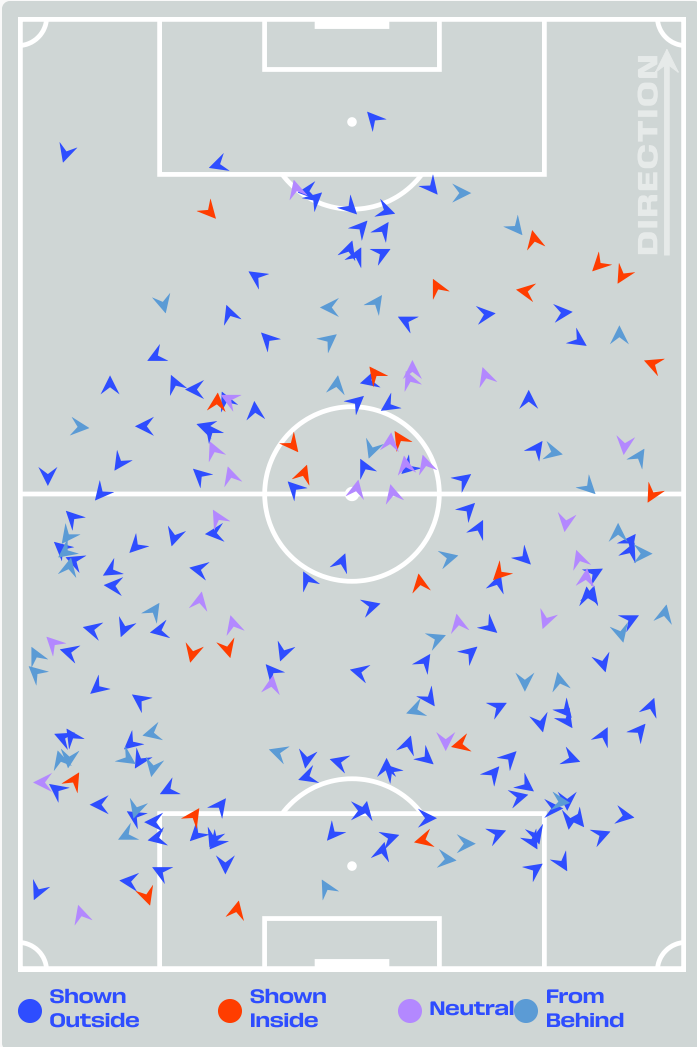
# Defensive Line Height & Team Length



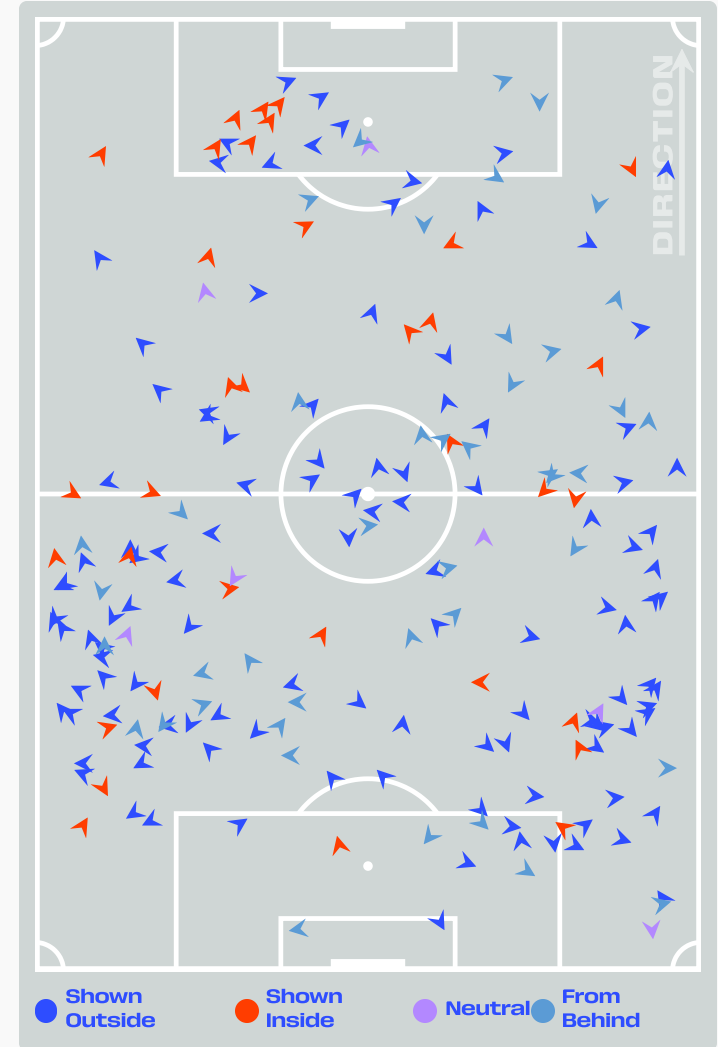
# Defensive Line Height & Team Length



# Defensive Pressure



221	Total Pressures	201
47	Direct Pressures	26
1.61s	Avg Pressure Duration	1.49s
42	Forced Turnovers	37
18.63s	Ball Recovery Time	17.98s
87	Pushing on into Pressing	109
150	Pushing on	189
23	Pressing Direction Inside	34
132	Pressing Direction Outside	117



**Most Direct Pressures**

**19**

**Ao TANAKA**  
LEFT CENTRE MIDFIELD

**Most Direct Pressures**

**5**

**Vasin AVARI**  
LEFT CENTRE MIDFIELD

# GOALKEEPING

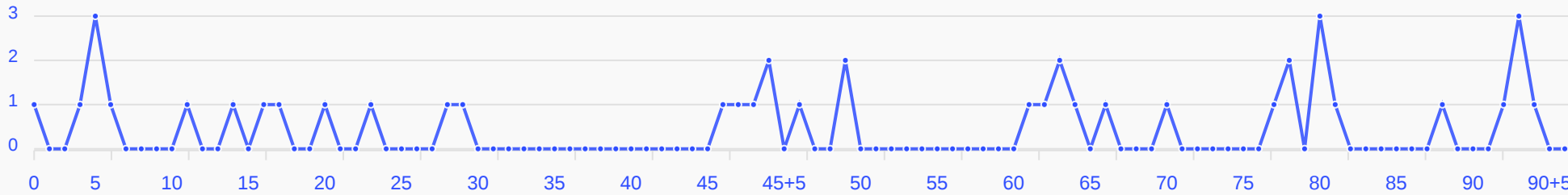


Japan v Sweden

# Goalkeeping Involvement



### Japan GK Involvement Timeline

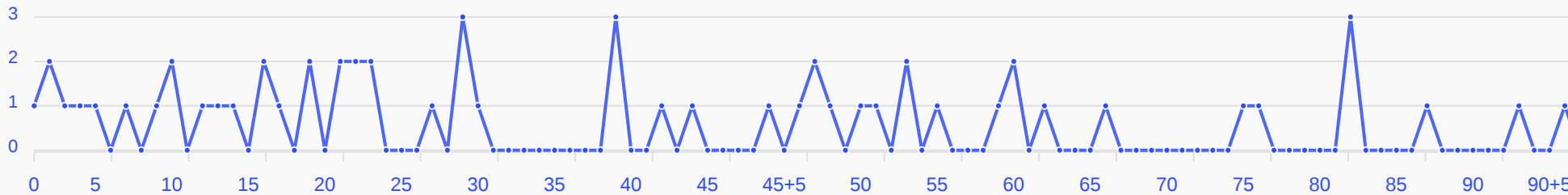


43

Total Involvements



### Sweden GK Involvement Timeline

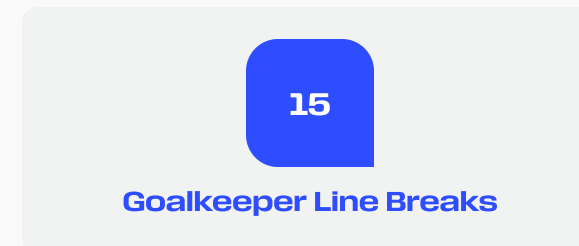
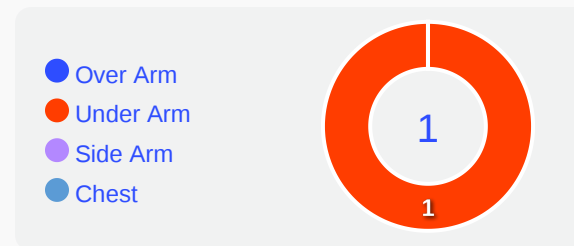
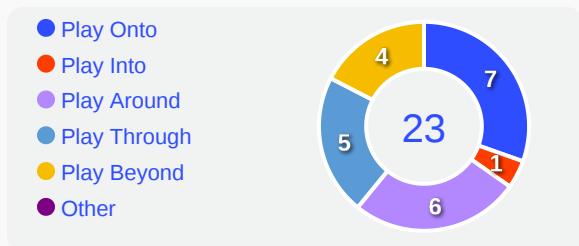
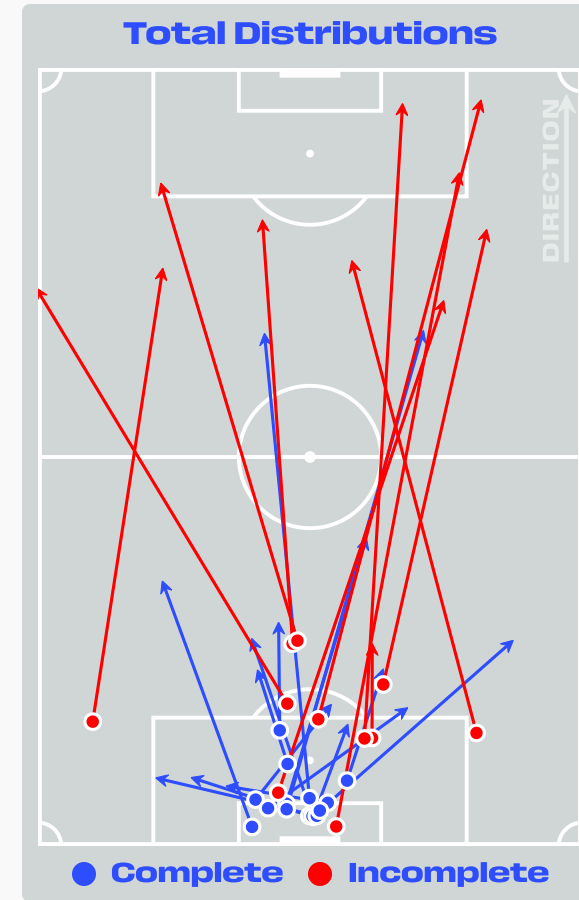
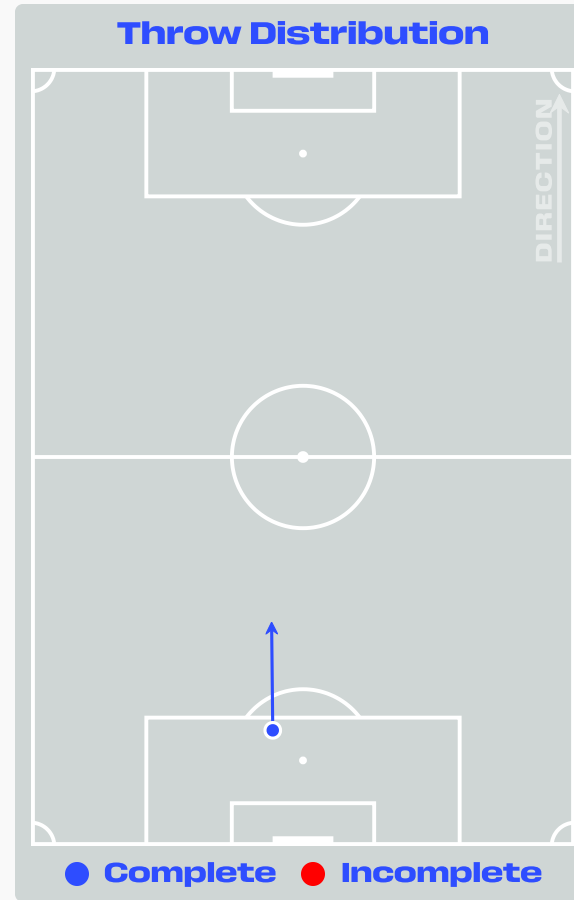
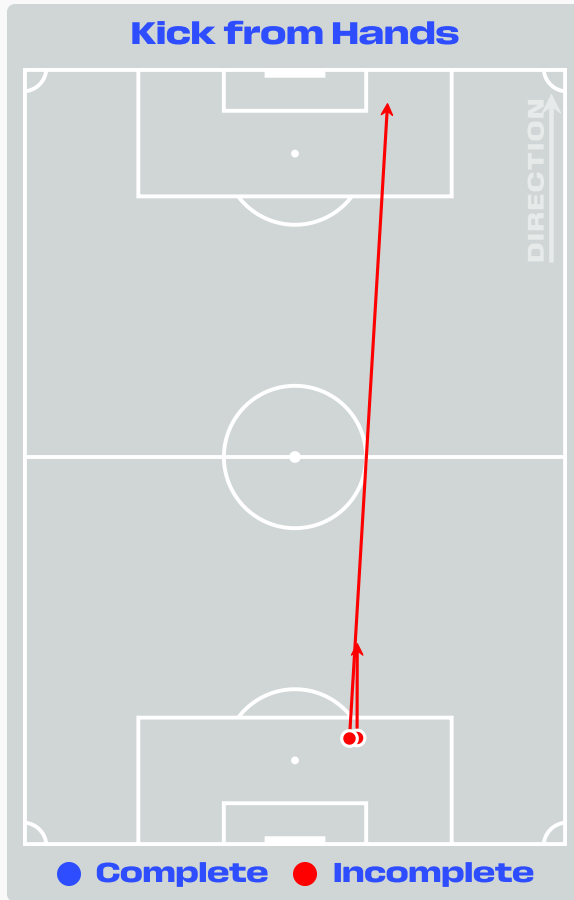
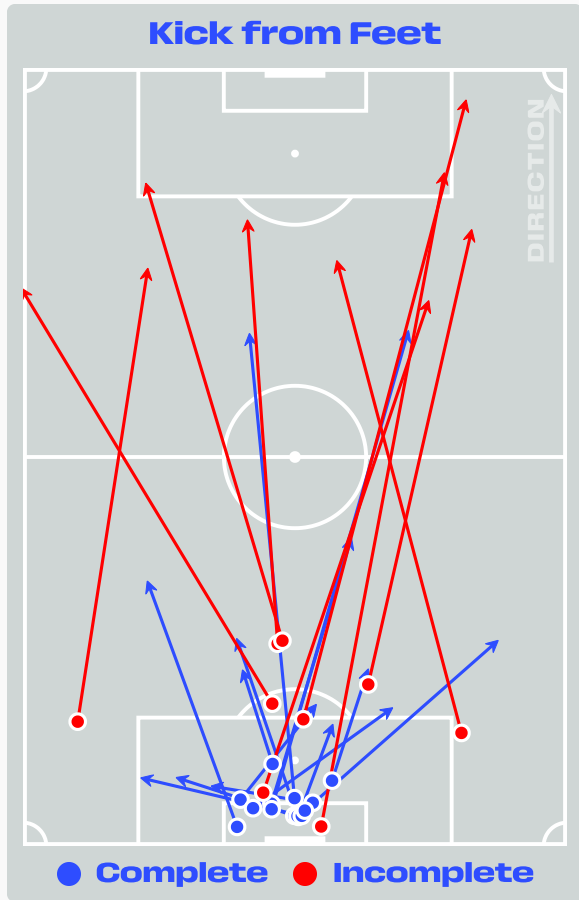


58

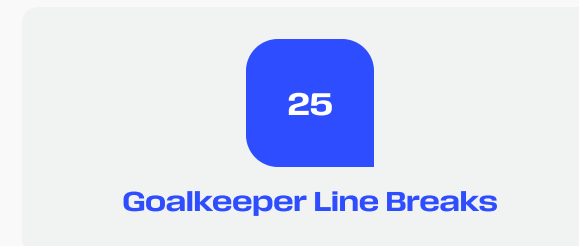
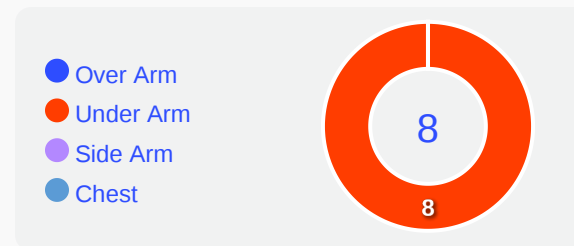
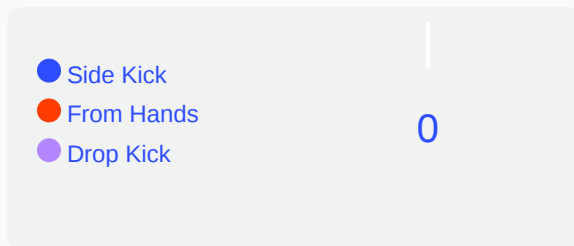
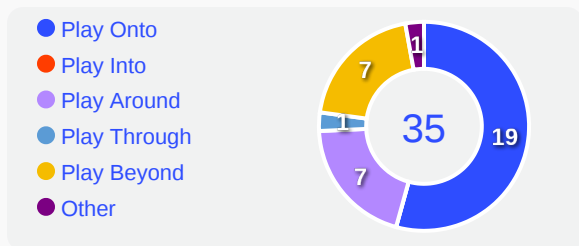
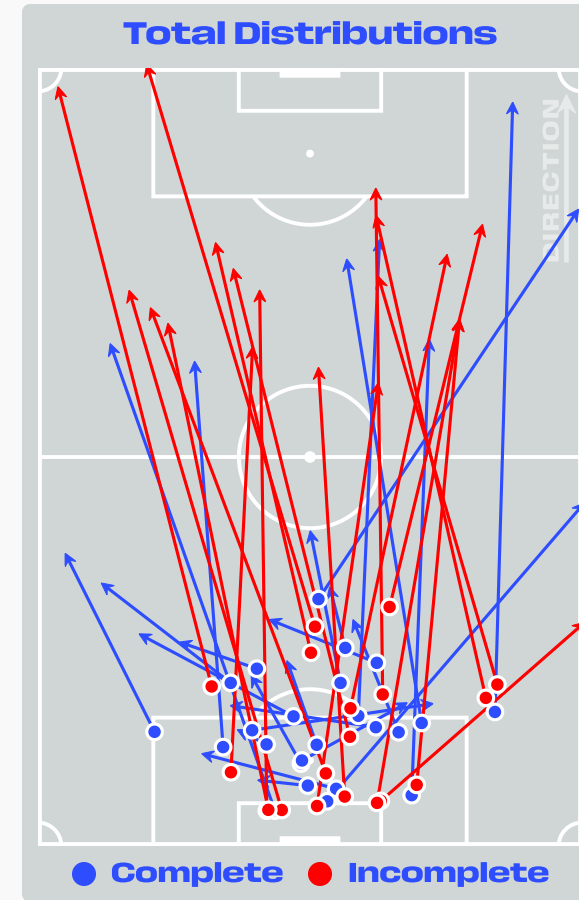
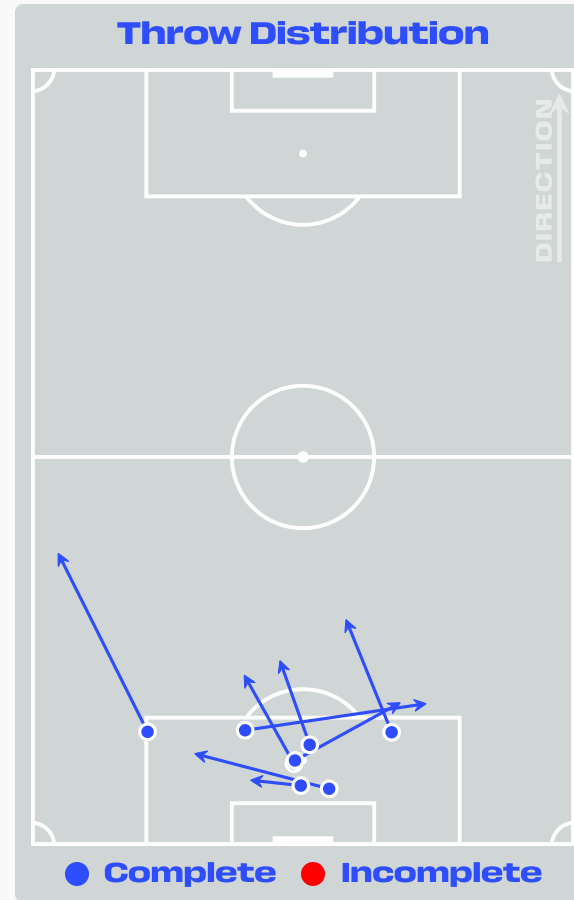
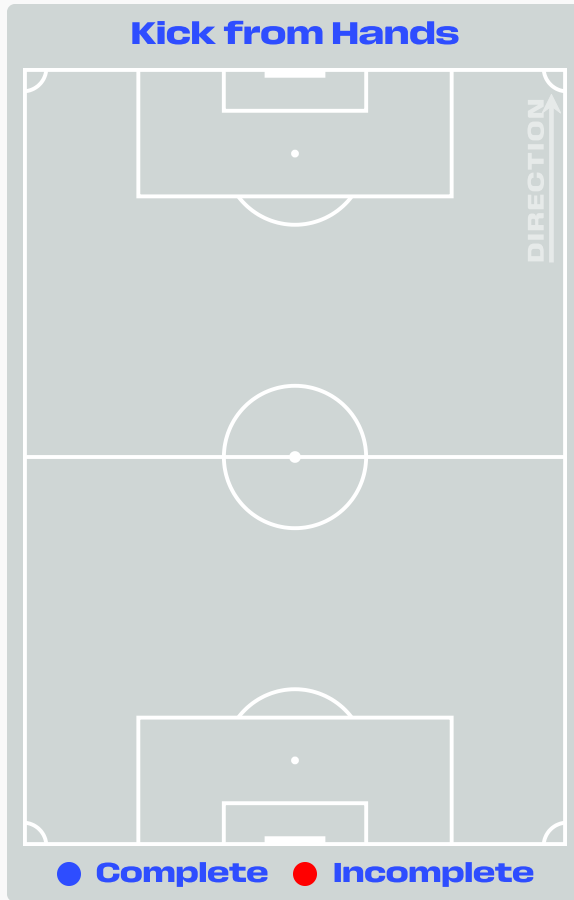
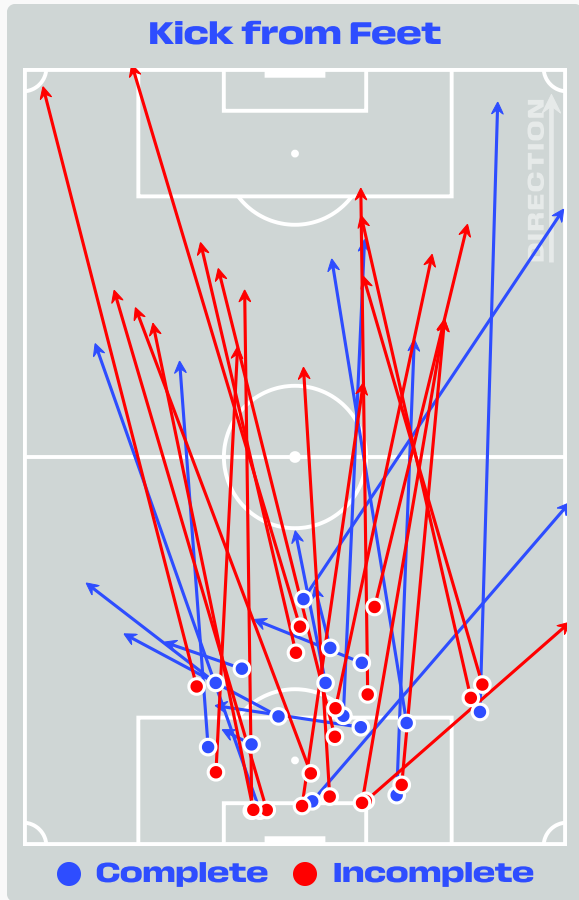
Total Involvements



# Goalkeeping Distribution

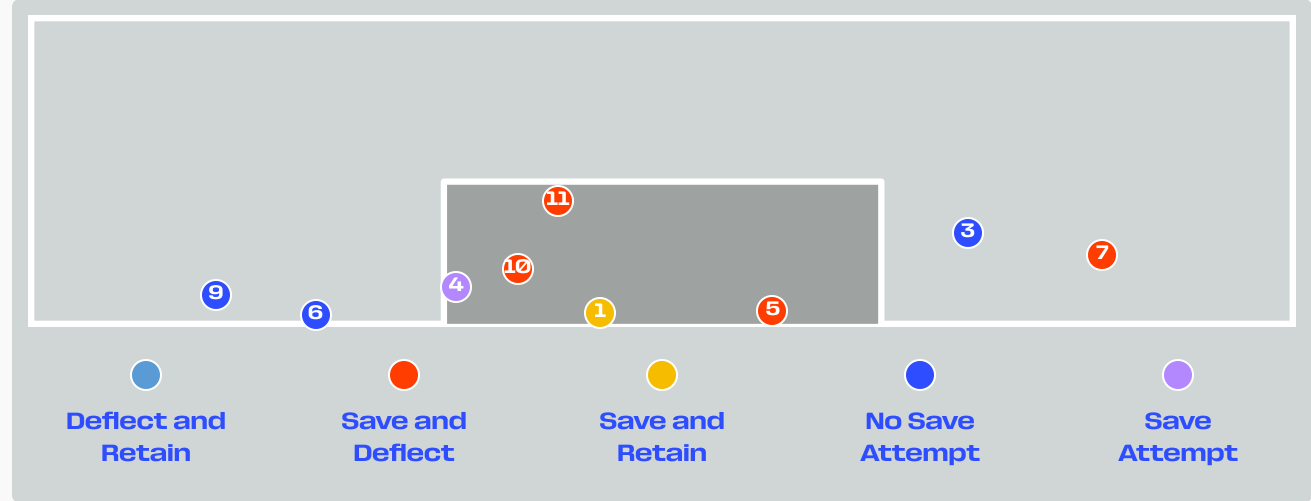
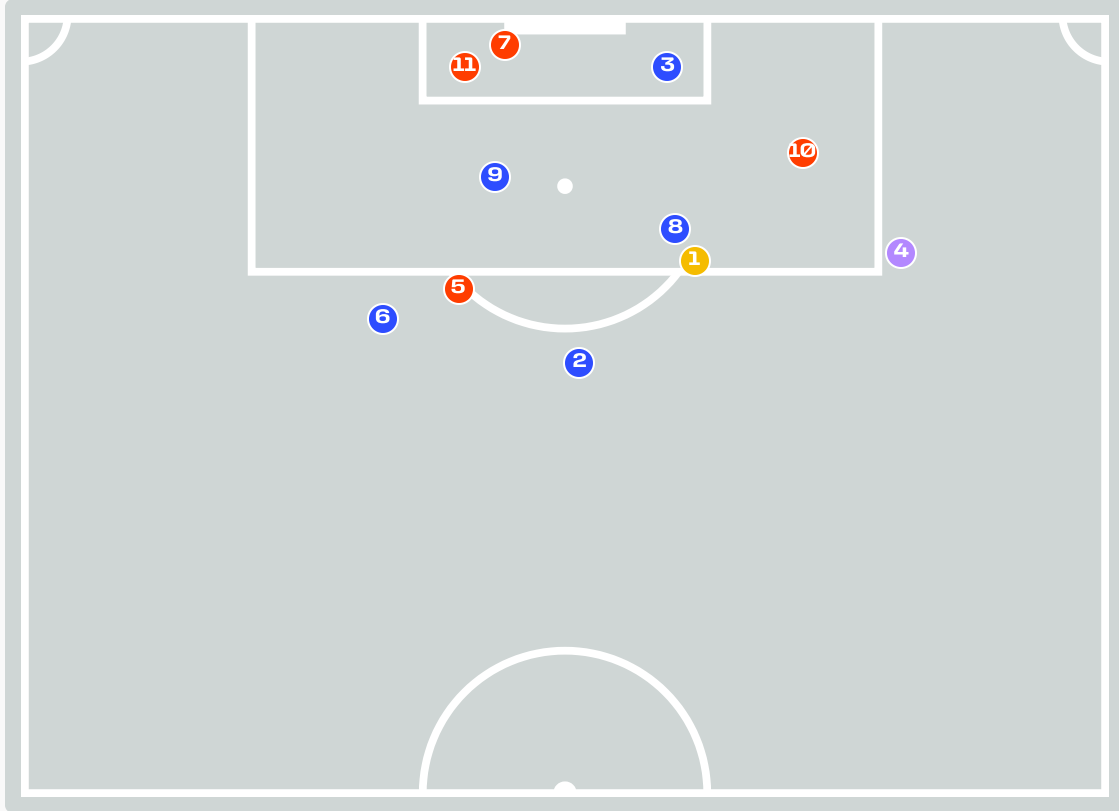


# Goalkeeping Distribution





# Goal Prevention



Deflect and Retain

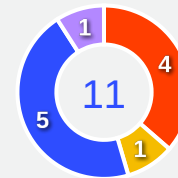
Save and Deflect

Save and Retain

No Save Attempt

Save Attempt

## Intervention Type



● Deflect & Retain ● Save & Deflect  
● Save & Retain ● No Save Attempt  
● Save Attempt

## Intervention Body Type



● Head ● Hands ● Upper Body  
● Lower Body ● Feet

11

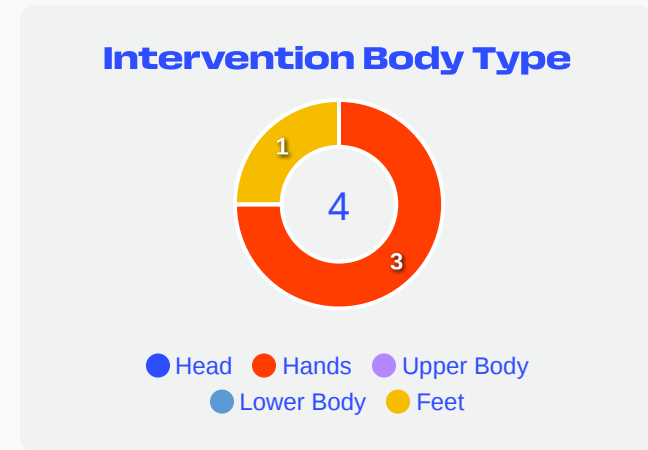
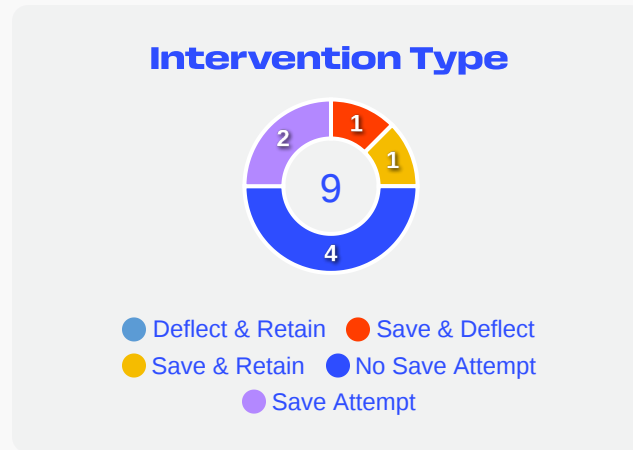
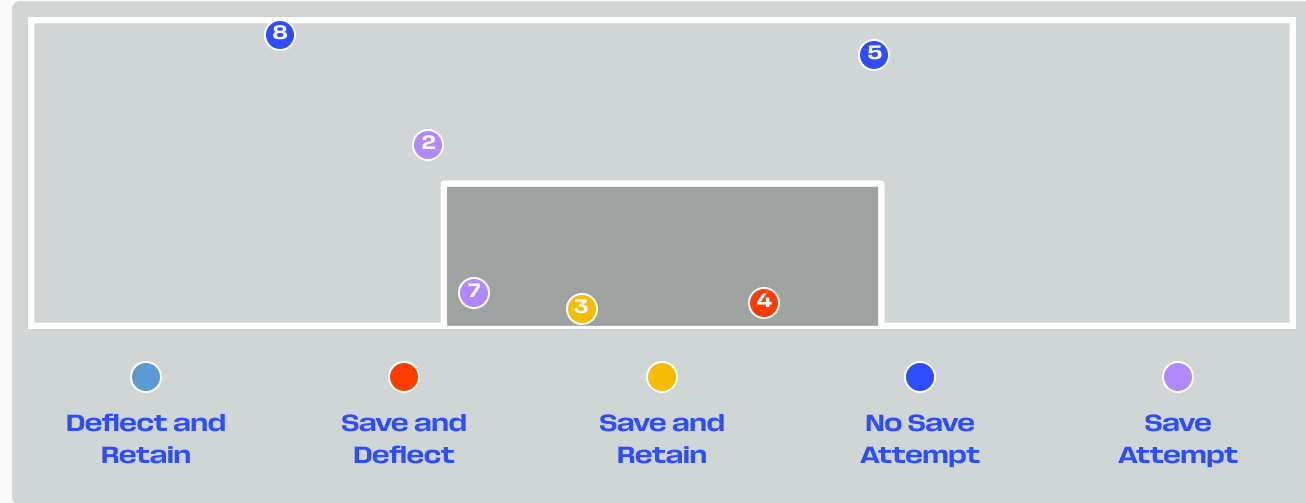
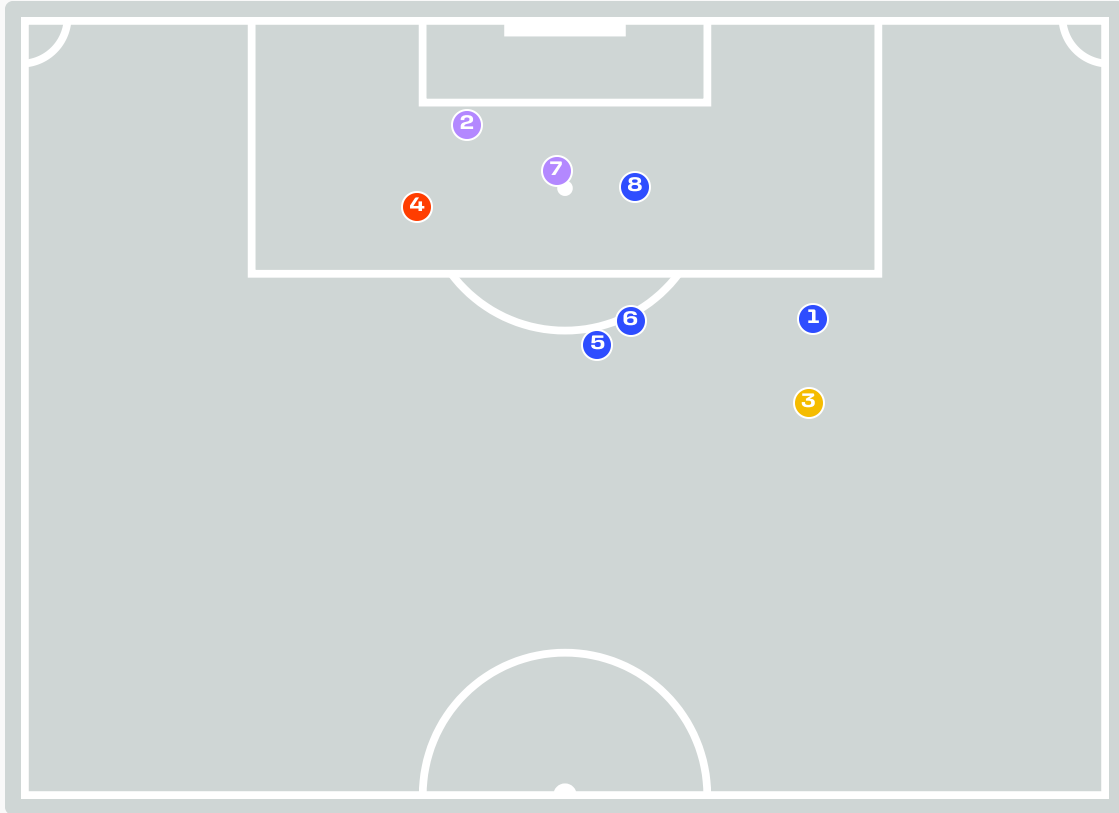
Total Attempts on Goal Faced

80

Save %

Total Attempts on Goal Faced	Total Goal Interventions	Save & Retain	Deflect & Retain	Save & Deflect	Save Attempt	No Save Attempt
11	5	1	0	4	1	5

# Goal Prevention



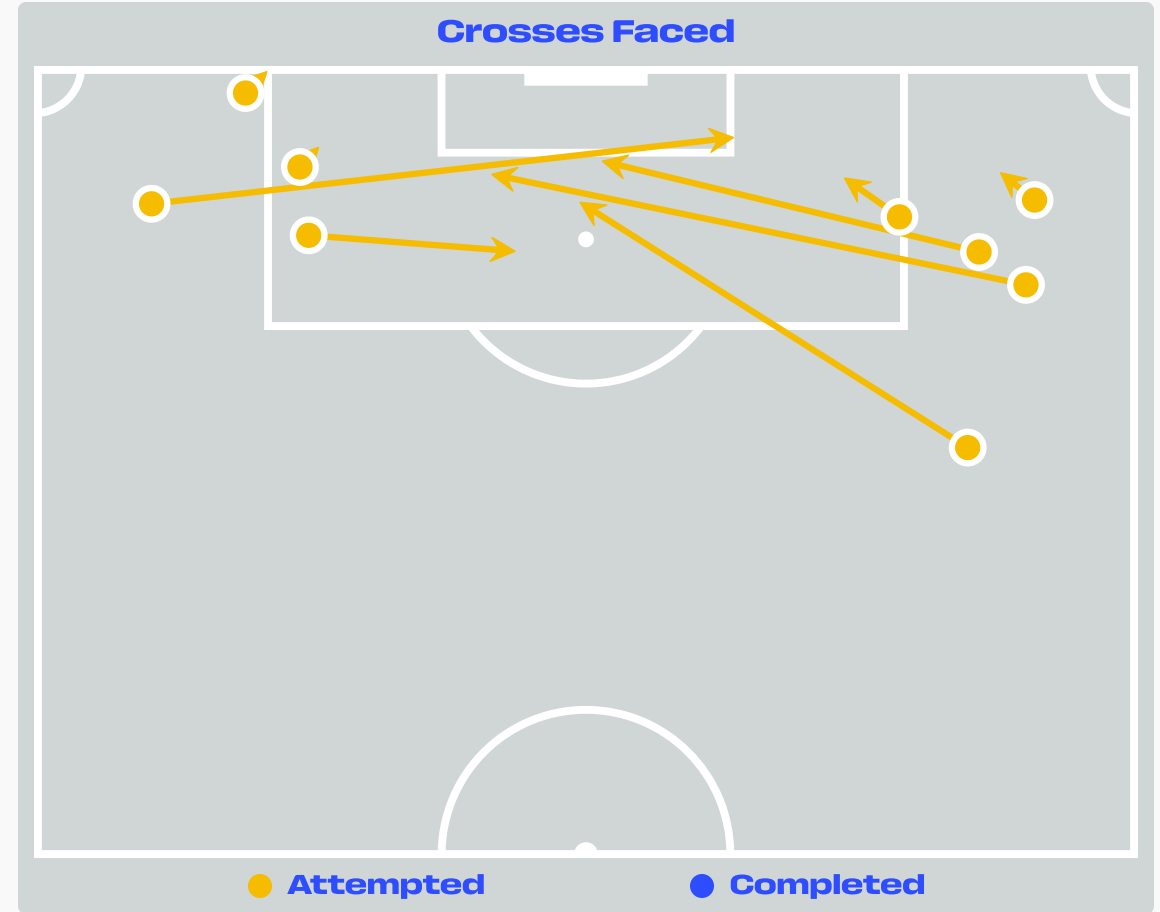


**8**  
Total Attempts on Goal Faced

**67**  
Save %

Total Attempts on Goal Faced	Total Goal Interventions	Save & Retain	Deflect & Retain	Save & Deflect	Save Attempt	No Save Attempt
8	2	1	0	1	2	4



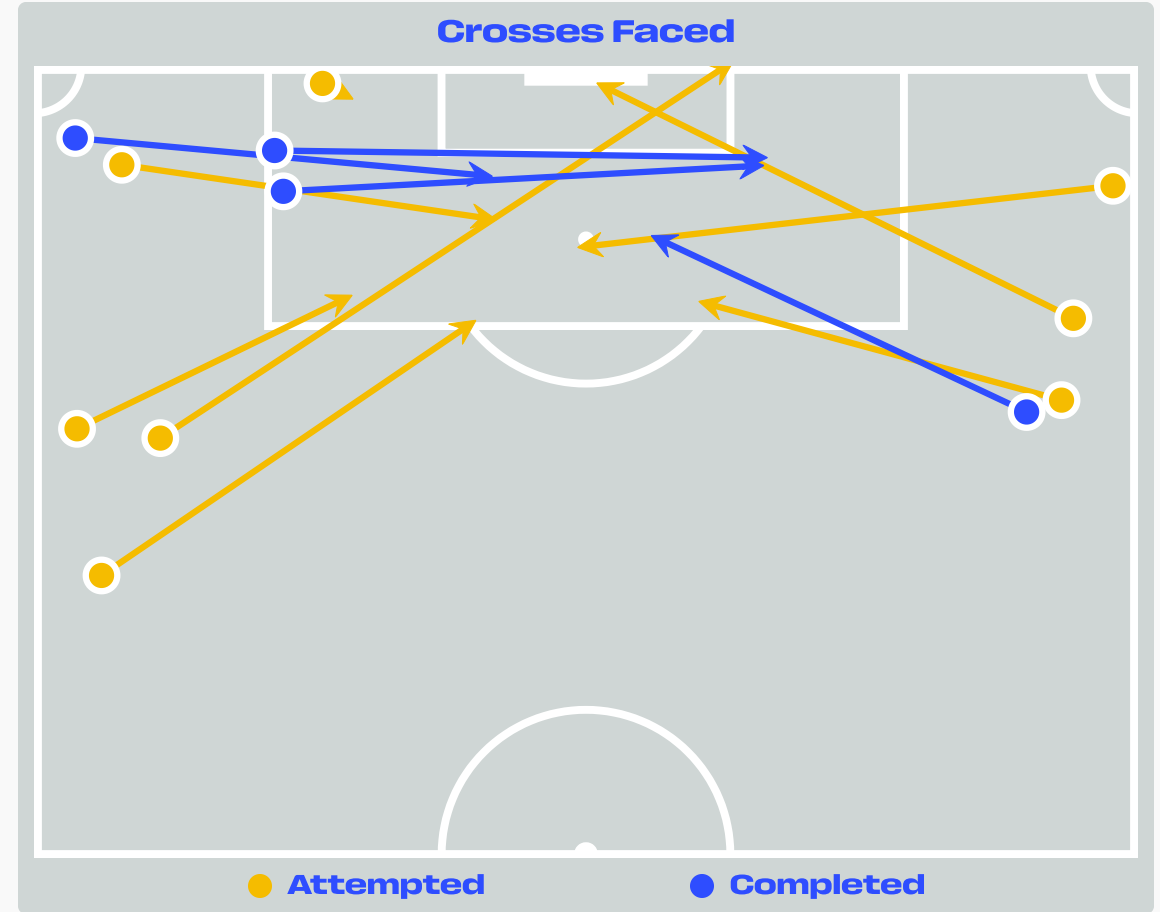


# Aerial Control



**Delivery Types Faced**

Total	In Swing	Out Swing	Driven	Lofted	Cutback	Push
16	8	2	2	1	0	3

# Aerial Control



## Delivery Types Faced

Total	In Swing	Out Swing	Driven	Lofted	Cutback	Push
14	4	6	1	0	1	2

# SET PLAYS



Japan v Sweden

# Set Plays

29

**Total Set Plays**

13

**Total Free Kicks**

0

**Total Penalties**

2

**Total Corners**

14

**Total Throw Ins**

## Free Kicks

Type	Total
Direct	11
Direct (on target)	0
Direct (off target)	0
Indirect	2

## Corners

Delivery Type	From Left Side	From Right Side	Total
Direct to Area	0	2	2
Short	0	0	0
Edge of Penalty Area	0	0	0

## Corners

Delivery Style	Total
Inswing	1
Outswing	1
Driven	0
Lofted	0

# Set Plays



49

**Total Set Plays**

23

**Total Free Kicks**

0

**Total Penalties**

8

**Total Corners**

18

**Total Throw Ins**

## Free Kicks

Type	Total
Direct	20
Direct (on target)	0
Direct (off target)	0
Indirect	3

## Corners

Delivery Type	From Left Side	From Right Side	Total
Direct to Area	4	2	6
Short	1	1	2
Edge of Penalty Area	0	0	0

## Corners

Delivery Style	Total
Inswing	6
Outswing	0
Driven	0
Lofted	0

# INDIVIDUAL DATA IN POSSESSION



Japan v Sweden



## In Possession - Distributions

#	Player	Passes Attempted	Passes Completed	Pass Completion %	Switches of Play	Crosses Attempted	Crosses Completed	Line Breaks Attempted	Line Breaks Completed	Line Break Completion %	Ball Progressions	Take Ons	Step Ins	Attempts at Goal	Goals
1	Zion SUZUKI	26	15	58%	0	0	0	15	6	40%	0	0	0	0	0
2	Yukinari SUGAWARA	38	26	68%	1	2	0	12	3	25%	0	0	0	1	0
4	Kou ITAKURA	25	23	92%	0	0	0	3	2	67%	0	0	0	0	0
7	Ao TANAKA	76	67	88%	0	0	0	19	16	84%	4	3	1	1	0
10	Ritsu DOAN	27	22	81%	0	2	0	4	3	75%	1	1	0	1	0
11	Daizen MAEDA	11	11	100%	0	0	0	3	3	100%	1	0	1	2	1
13	Keito NAKAMURA	34	27	79%	0	2	1	10	6	60%	4	4	0	1	0
15	Daichi KAMADA	77	66	86%	1	2	2	18	14	78%	1	1	0	0	0
18	Ayase UEDA	9	8	89%	0	0	0	4	2	50%	1	1	0	1	0
20	Ayumu SEKO	37	31	84%	0	0	0	11	6	55%	0	0	0	0	0
21	Hiroki ITO	38	34	89%	0	4	1	14	10	71%	1	0	1	0	0
3	Shogo TANIGUCHI	32	30	94%	0	0	0	5	3	60%	0	0	0	0	0
5	Yuto NAGATOMO	5	3	60%	0	1	0	2	1	50%	0	0	0	0	0
14	Junya ITO	5	4	80%	0	1	0	2	2	100%	3	1	2	0	0
16	Tsuyoshi WATANABE	11	11	100%	0	0	0	2	2	100%	0	0	0	0	0
19	Koki OGAWA	3	3	100%	0	0	0	0	0	0%	0	0	0	1	0



# In Possession - Offers & Receptions

			Offer movement types						
#	Player	Total Offers	In Front	In Between	Out to In	In to Out	In Behind	No Movement	Offers Received
1	Zion SUZUKI	3	0	0	0	0	0	3	3
2	Yukinari SUGAWARA	22	3	1	1	0	9	8	4
4	Kou ITAKURA	2	1	0	0	0	0	1	0
7	Ao TANAKA	55	30	14	0	0	0	11	30
10	Ritsu DOAN	35	3	10	3	5	12	2	5
11	Daizen MAEDA	52	6	8	0	2	35	1	6
13	Keito NAKAMURA	19	1	0	1	2	8	7	8
15	Daichi KAMADA	44	18	11	0	3	5	7	25
18	Ayase UEDA	36	2	17	0	1	13	3	5
20	Ayumu SEKO	2	1	0	0	0	1	0	0
21	Hiroki ITO	15	3	1	0	0	5	6	5
3	Shogo TANIGUCHI	1	0	0	0	0	0	1	1
5	Yuto NAGATOMO	8	0	0	0	0	5	3	2
14	Junya ITO	14	1	3	2	2	2	4	1
16	Tsuyoshi WATANABE	1	0	0	0	0	1	0	0
19	Koki OGAWA	11	0	5	0	0	6	0	3

## In Possession - Distributions



#	Player	Passes Attempted	Passes Completed	Pass Completion %	Switches of Play	Crosses Attempted	Crosses Completed	Line Breaks Attempted	Line Breaks Completed	Line Break Completion %	Ball Progressions	Take Ons	Step Ins	Attempts at Goal	Goals
1	Jacob WIDELL ZETTERSTROM	43	24	56%	0	0	0	25	11	44%	0	0	0	0	0
2	Gustaf LAGERBIELKE	56	50	89%	0	0	0	18	12	67%	0	0	0	2	0
3	Victor LINDELOF	42	40	95%	0	0	0	10	9	90%	1	0	1	1	0
4	Isak HIEN	22	21	95%	1	0	0	0	0	0%	0	0	0	0	0
5	Gabriel GUDMUNDSSON	45	41	91%	1	1	0	11	9	82%	0	0	0	0	0
9	Alexander ISAK	16	10	62%	0	0	0	3	3	100%	0	0	0	2	0
11	Anthony ELANGA	28	21	75%	0	3	0	8	3	38%	6	5	1	2	1
17	Viktor GYOKERES	17	7	41%	0	0	0	5	2	40%	1	1	0	1	0
18	Yasin AYARI	31	22	71%	0	6	3	13	5	38%	3	3	0	0	0
21	Alexander BERNHARDSSON	22	15	68%	1	0	0	6	2	33%	3	3	0	1	0
24	Elliot STROUD	24	21	88%	0	3	1	6	5	83%	2	1	1	0	0
7	Lucas BERGVALL	30	27	90%	0	2	0	5	4	80%	1	1	0	0	0
8	Daniel SVENSSON	11	10	91%	0	1	0	4	3	75%	0	0	0	1	0
10	Benjamin NYGREN	8	7	88%	0	0	0	5	4	80%	0	0	0	0	0
13	Ken SEMA	3	3	100%	0	0	0	0	0	0%	1	1	0	1	0
15	Carl STARFELT	12	11	92%	0	0	0	1	0	0%	0	0	0	0	0



# INDIVIDUAL DATA OUT OF POSSESSION



Japan v Sweden

## Out of Possession



#	Player	Tackles Made / Won	Blocks	Interceptions	Pressing Direct	Pressing Indirect	Duels Won - Aerial	Duels Won - Physical	Possession Contests won	Clearances	Loose Ball Receptions	Pushing On	Pushing On into Pressing	Possession Regains	Possession Interrupted
1	Zion SUZUKI	0 / 0	0	0	0	0	0	0	0	0	0	0	0	4	0
2	Yukinari SUGAWARA	1 / 0	2	0	2	11	2	0	2	10	4	6	6	4	7
4	Kou ITAKURA	0 / 0	0	0	1	1	3	0	3	2	1	3	0	4	0
7	Ao TANAKA	8 / 3	5	1	19	20	1	0	1	2	9	25	15	6	5
10	Ritsu DOAN	1 / 0	3	0	4	24	0	0	1	2	7	11	6	1	2
11	Daizen MAEDA	5 / 1	0	0	6	30	0	0	0	3	4	35	24	1	4
13	Keito NAKAMURA	1 / 1	1	0	0	17	0	0	0	0	4	15	7	1	0
15	Daichi KAMADA	3 / 0	3	1	5	14	0	0	0	1	10	11	6	2	4
18	Ayase UEDA	0 / 0	0	0	0	23	1	0	1	1	1	16	11	0	1
20	Ayumu SEKO	2 / 1	3	1	2	1	2	0	2	3	3	2	0	5	4
21	Hiroki ITO	6 / 1	5	0	3	10	3	0	3	4	7	7	2	3	4
3	Shogo TANIGUCHI	1 / 0	0	0	2	3	1	0	1	6	2	0	0	3	5
5	Yuto NAGATOMO	0 / 0	1	2	0	4	1	0	1	2	1	4	1	3	2
14	Junya ITO	0 / 0	0	0	1	6	0	0	0	0	0	8	3	0	0
16	Tsuyoshi WATANABE	1 / 0	1	0	2	1	0	0	0	3	1	0	0	0	3
19	Koki OGAWA	0 / 0	0	0	0	9	0	0	0	0	0	7	6	0	0

## Out of Possession



#	Player	Tackles Made / Won	Blocks	Interceptions	Pressing Direct	Pressing Indirect	Duels Won - Aerial	Duels Won - Physical	Possession Contests won	Clearances	Loose Ball Receptions	Pushing On	Pushing On into Pressing	Possession Regains	Possession Interrupted
1	Jacob WIDELL ZETTERSTROM	0 / 0	0	0	0	0	0	0	0	0	6	0	0	8	0
2	Gustaf LAGERBIELKE	1 / 0	4	0	1	11	1	0	1	9	6	19	7	6	6
3	Victor LINDELOF	2 / 1	0	0	3	2	1	0	2	3	6	7	2	3	0
4	Isak HIEN	0 / 0	0	0	3	2	2	0	2	4	1	7	4	4	3
5	Gabriel GUDMUNDSSON	1 / 0	4	0	3	1	3	0	4	5	6	11	0	6	7
9	Alexander ISAK	1 / 0	1	0	2	35	1	0	1	0	2	29	27	1	0
11	Anthony ELANGA	0 / 0	0	0	0	15	0	1	1	1	6	18	8	1	0
17	Viktor GYOKERES	0 / 0	2	0	1	21	4	2	6	1	4	8	6	1	1
18	Yasin AYARI	3 / 0	2	1	5	19	4	0	4	0	4	24	12	4	1
21	Alexander BERNHARDSSON	3 / 1	2	0	3	26	0	0	0	3	2	17	15	3	2
24	Elliot STROUD	1 / 0	0	0	2	19	1	0	1	2	7	26	15	1	1
7	Lucas BERGVALL	2 / 0	0	0	1	16	0	0	1	1	5	14	7	3	1
8	Daniel SVENSSON	0 / 0	0	0	0	2	0	0	0	0	1	1	1	0	0
10	Benjamin NYGREN	0 / 0	0	0	0	3	0	0	0	0	2	3	3	0	0
13	Ken SEMA	1 / 1	1	0	2	3	0	0	0	0	1	4	2	1	1
15	Carl STARFELT	0 / 0	0	0	0	0	0	0	0	1	3	1	0	0	1

# INDIVIDUAL DATA PHYSICAL



Japan v Sweden

## Physical Data



#	Player	Total Distance (m)	Zone 1: 0-7 km/h (m)	Zone 2: 7-15 km/h (m)	Zone 3: 15-20 km/h (m)	Zone 4: 20-25 km/h (m)	Zone 5: 25+ km/h (m)	High Speed Runs (Zone 3)	Sprints (Zone 4 & 5)	Top Speed (km/h)
1	Zion SUZUKI	5095.3	3545.2	1480.6	67.1	2.4	0	8.0	0	20.3
2	Yukinari SUGAWARA	10593.6	4183.7	4394.0	1330.8	609.2	75.9	114.0	43.0	28.9
4	Kou ITAKURA	3520.8	1463.6	1598.9	341.9	87.4	29.0	29.0	7.0	30.4
7	Ao TANAKA	10149.6	4028.1	4437.8	1264.8	329.8	89.1	111.0	30.0	29.9
10	Ritsu DOAN	8628.5	2749.5	3593.7	1599.1	553.7	132.4	129.0	42.0	30.7
11	Daizen MAEDA	12029.1	4247.8	4396.5	1704.9	1117.9	562.1	146.0	95.0	35.0
13	Keito NAKAMURA	8389.3	3092.2	3438.2	1345.5	457.1	56.3	115.0	40.0	28.4
15	Daichi KAMADA	10691.4	4136.0	4554.5	1461.4	481.1	58.4	133.0	37.0	27.5
18	Ayase UEDA	7638.5	2872.6	3352.4	839.2	407.5	166.9	66.0	32.0	30.5
20	Ayumu SEKO	7843.2	3125.5	3297.3	1041.6	284.7	94.2	89.0	22.0	29.2
21	Hiroki ITO	9452.0	4380.5	3609.4	852.4	389.3	220.4	79.0	36.0	32.9
3	Shogo TANIGUCHI	5742.3	2399.3	2454.6	654.1	184.2	50.0	60.0	18.0	30.4
5	Yuto NAGATOMO	2551.7	896.4	1071.0	384.8	121.2	78.3	38.0	9.0	28.6
14	Junya ITO	2730.8	1056.7	1195.7	276.5	112.6	89.3	23.0	10.0	33.3
16	Tsuyoshi WATANABE	2089.6	818.8	913.5	253.9	79.7	23.7	23.0	6.0	27.7
19	Koki OGAWA	3089.8	1154.2	1336.4	479.7	108.7	10.9	43.0	11.0	25.7

## Physical Data



#	Player	Total Distance (m)	Zone 1: 0-7 km/h (m)	Zone 2: 7-15 km/h (m)	Zone 3: 15-20 km/h (m)	Zone 4: 20-25 km/h (m)	Zone 5: 25+ km/h (m)	High Speed Runs (Zone 3)	Sprints (Zone 4 & 5)	Top Speed (km/h)
1	Jacob WIDELL ZETTERSTROM	5413.9	4042.5	1231.0	110.4	30.0	0	9.0	4.0	23.6
2	Gustaf LAGERBIELKE	10592.7	3983.8	4839.5	1413.2	312.4	43.8	105.0	25.0	29.5
3	Victor LINDELOF	9159.8	3387.8	4287.1	1138.2	308.5	38.2	84.0	24.0	28.8
4	Isak HIEN	3585.2	1291.1	1635.1	396.4	181.8	80.9	34.0	14.0	30.9
5	Gabriel GUDMUNDSSON	9143.7	3448.1	4237.8	961.5	341.4	154.9	76.0	30.0	33.7
9	Alexander ISAK	9299.6	4074.4	3456.8	1013.0	580.0	175.5	99.0	46.0	29.7
11	Anthony ELANGA	10084.1	4694.7	3370.2	1016.0	502.1	501.1	88.0	54.0	34.9
17	Viktor GYOKERES	10866.2	4610.0	4025.6	1437.8	620.3	172.5	129.0	53.0	34.7
18	Yasin AYARI	10942.8	3863.5	4852.3	1554.6	512.1	160.3	130.0	40.0	29.0
21	Alexander BERNHARDSSON	8476.2	3325.4	3668.7	1023.8	353.5	104.8	89.0	29.0	29.8
24	Elliot STROUD	8810.3	3173.5	3709.5	1230.6	567.1	129.7	102.0	45.0	30.3
7	Lucas BERGVALL	7566.7	2549.8	3448.1	1118.8	344.4	105.6	98.0	31.0	32.6
8	Daniel SVENSSON	2559.6	964.8	1023.9	348.5	189.7	32.8	30.0	13.0	27.9
10	Benjamin NYGREN	1221.1	309.3	553.8	215.1	133.3	9.6	20.0	11.0	27.5
13	Ken SEMA	2294.5	884.2	989.1	306.6	97.8	16.8	22.0	7.0	27.7
15	Carl STARFELT	1116.7	382.5	562.5	116.2	48.3	7.2	8.0	3.0	26.3



TM