



Ecuador 2 - 1 Germany

Group E - Match 56

25 June 2026

16:00 Kick Off

New York/New Jersey Stadium

POST MATCH SUMMARY REPORT

Match Summary - Teams



Ecuador

2 - 1

Germany



STARTING

- 1 GK Hernan GALINDEZ
- 3 DF Piero HINCAPIE 43' ↓ 71'
- 4 DF Joel ORDONEZ
- 6 DF Willian PACHO
- 9 FW John YEBOAH ↓ 85'
- 13 FW Enner VALENCIA ↓ 64'
- 15 MF Pedro VITE
- 19 FW Gonzalo PLATA 78' 89'
- 20 FW Nilson ANGULO 9' ↓ 85'
- 21 MF Alan FRANCO 50' ↓ 64'
- 23 MF Moises CAICEDO

SUBSTITUTES

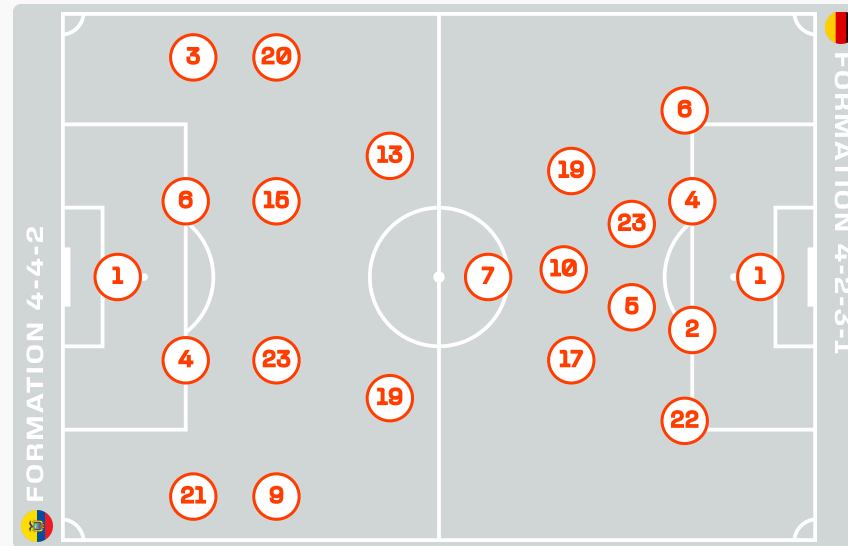
- 12 GK Moises RAMIREZ
- 22 GK Gonzalo VALLE
- 2 DF Felix TORRES ↑ 85'
- 5 MF Jordy ALCIVAR
- 7 DF Pervis ESTUPINAN ↑ 71'
- 8 MF Anthony VALENCIA
- 10 MF Kendry PAEZ
- 11 FW Kevin RODRIGUEZ ↑ 64'
- 14 MF Alan MINDA
- 16 FW Jordy CAICEDO ↑ 85'
- 17 DF Angelo PRECIADO ↑ 64'
- 18 MF Denil CASTILLO
- 24 FW Jeremy AREVALO
- 25 DF Jackson POROZO
- 26 DF Vaimar MEDINA

STARTING

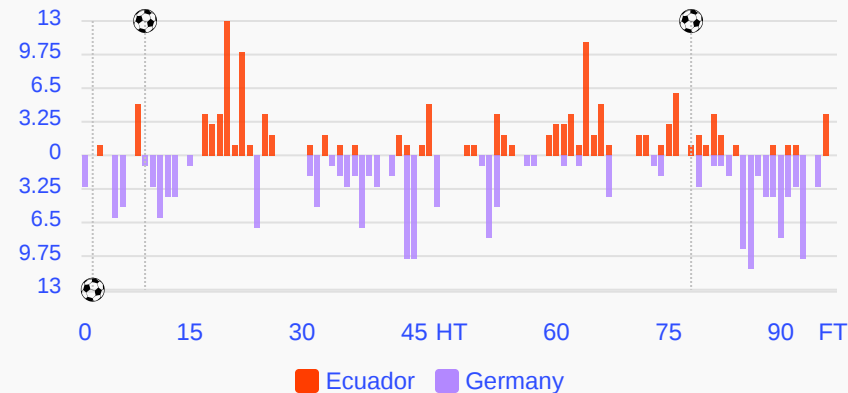
- Manuel NEUER GK 1
- Antonio RUEDIGER DF 2
- Jonathan TAH DF 4
- ↓ 45' 44' Aleksandar PAVLOVIC MF 5
- ↓ 60' Joshua KIMMICH DF 6
- ↓ 60' Kai HAVERTZ FW 7
- Jamal MUSIALA MF 10
- ↓ 73' Florian WIRTZ MF 17
- 2' Leroy SANE MF 19
- David RAUM DF 22
- ↓ 64' Felix NMECHA MF 23

SUBSTITUTES

- Oliver BAUMANN GK 12
- Alexander NUBEL GK 21
- Waldemar ANTON DF 3
- Leon GORETZKA MF 8
- Jamie LEWELING MF 9
- Nick WOLTEMADE FW 11
- ↑ 73' Pascal GROSS MF 13
- ↑ 64' Maximilian BEIER FW 14
- Nico SCHLOTTERBECK DF 15
- ↑ 45' Angelo STILLER MF 16
- Nathaniel BROWN DF 18
- Nadiem AMIRI MF 20
- ↑ 60' Malick THIAW DF 24
- Assan OUEDRAOGO MF 25
- ↑ 60' Deniz UNDAV FW 26



Distribution in the Final Third



Match Summary - Key Statistics



Ecuador

2 — **1**

Germany



Possession

Total



Total

2

Goals

1

1.29

xG (Expected Goals)

0.74

7 (3)

Attempts at Goal (On Target)

11 (3)

389 (325)

Total Passes (Complete)

612 (537)

84 %

Pass Completion %

88 %

61

Completed Line Breaks

114

7

Defensive Line Breaks

4

93

Receptions in the Final Third

146

14

Crosses

16

24

Ball Progressions

25

299 (58)

Defensive Pressures Applied (Direct Pressures)

231 (41)

49

Forced Turnovers

51

66

Second Balls

85

109.8 km

Total Distance Covered

114.5 km

6.1 km

Zone 4 - Low Speed Sprinting: 20-25 km/h

6.3 km



Ecuador

Phases of Play

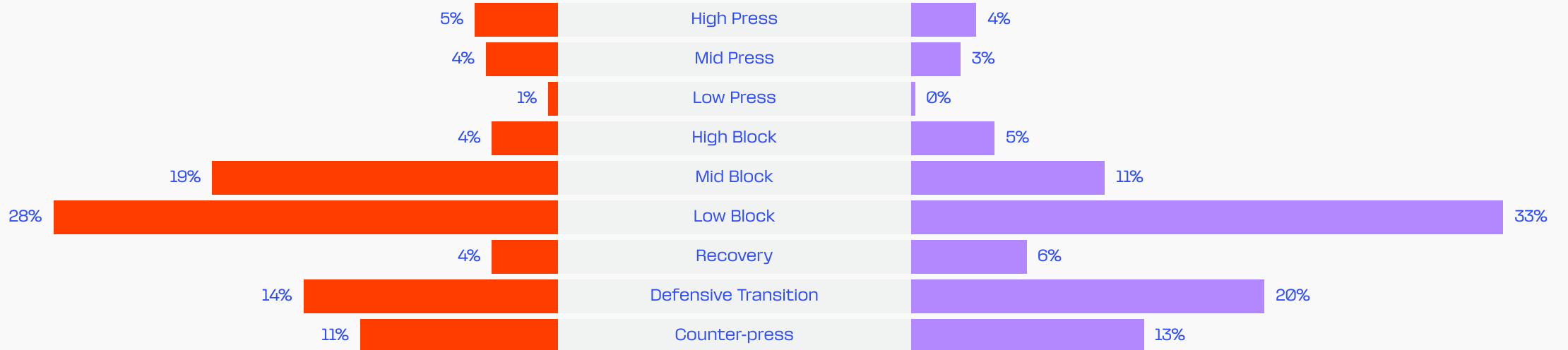
Germany



IN POSSESSION



OUT OF POSSESSION

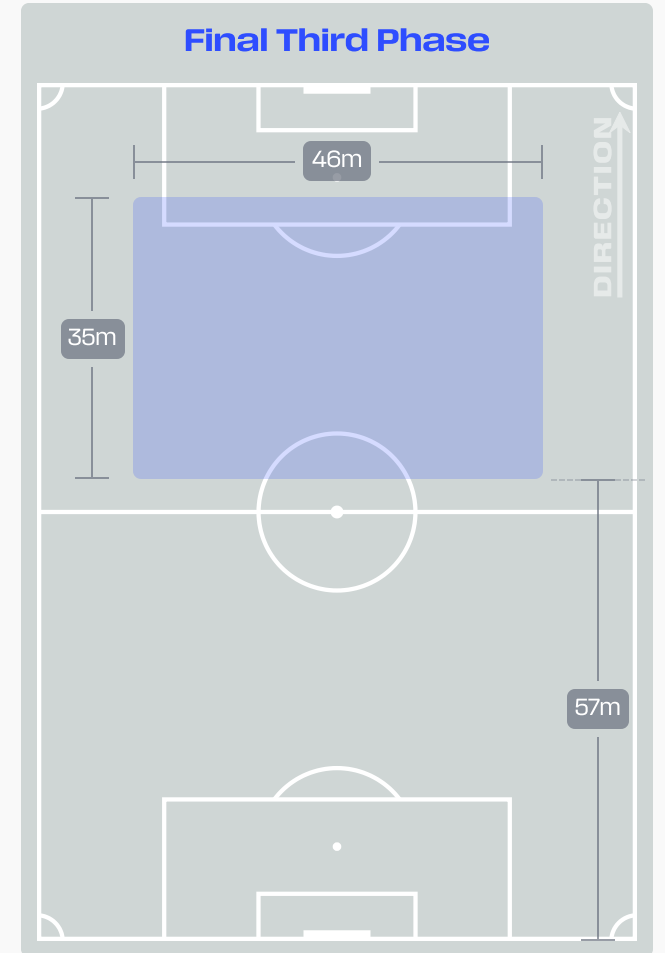
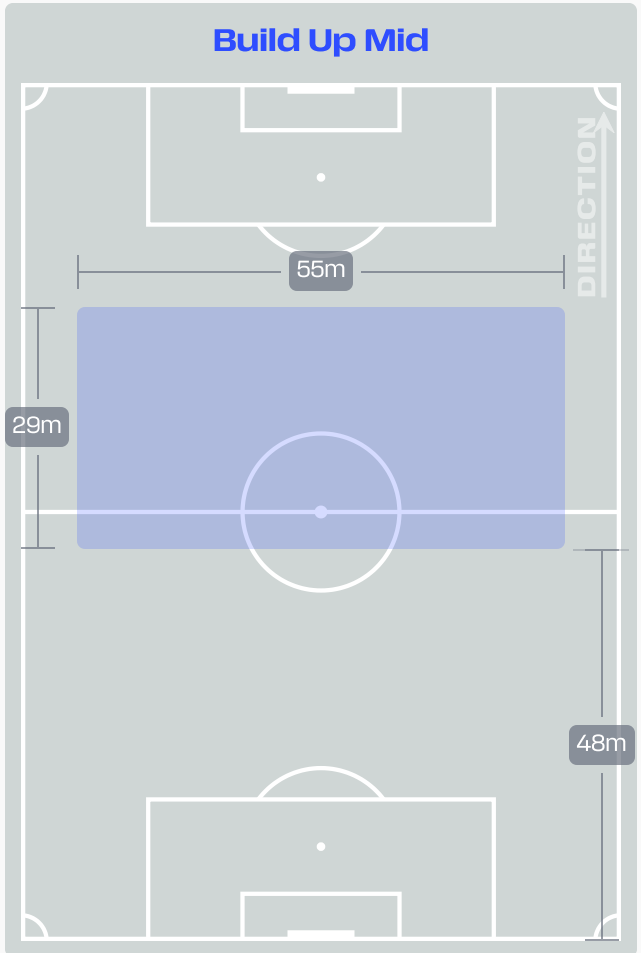
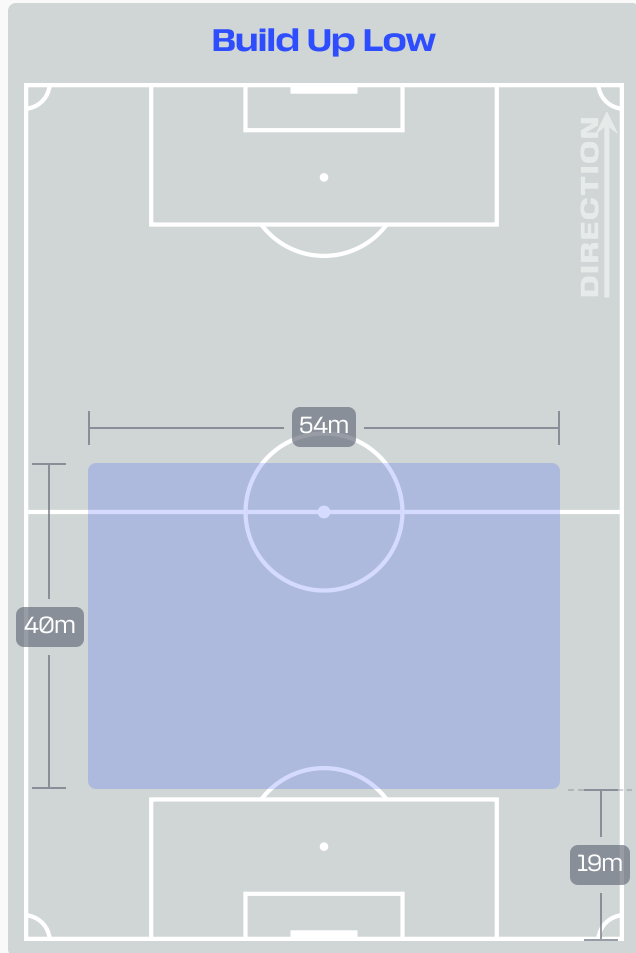


IN POSSESSION

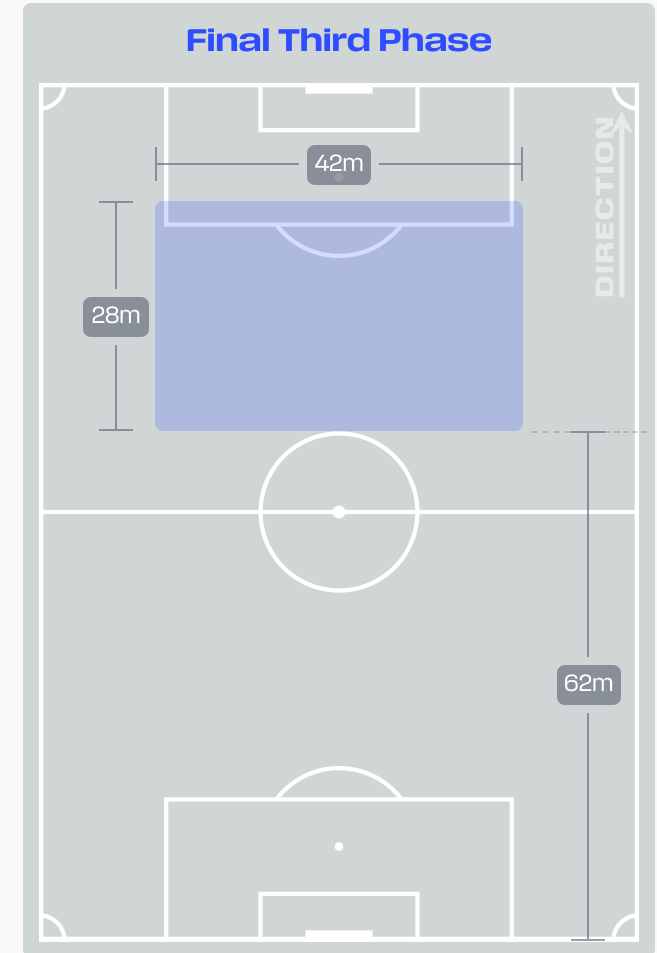
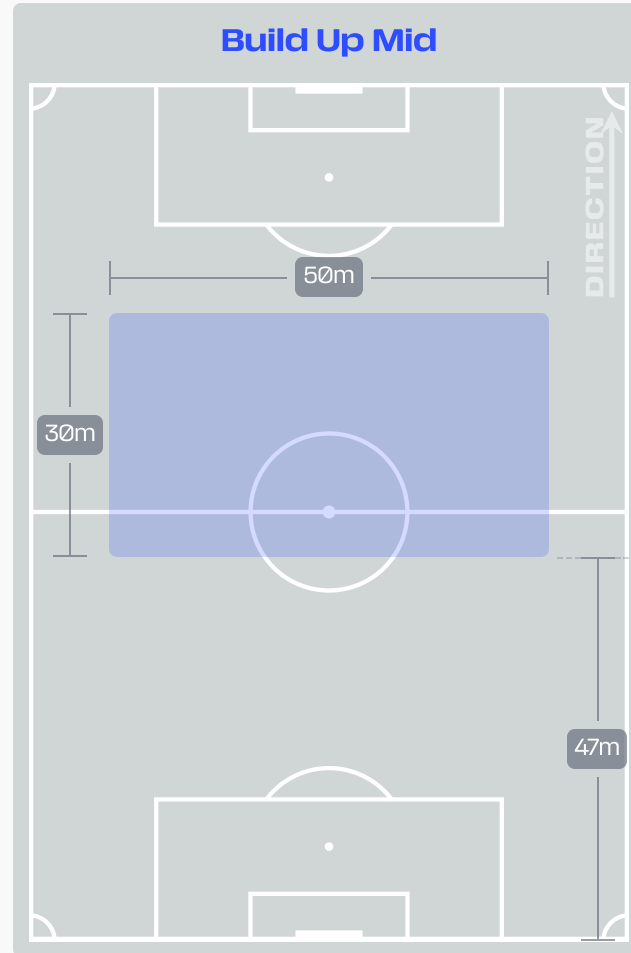
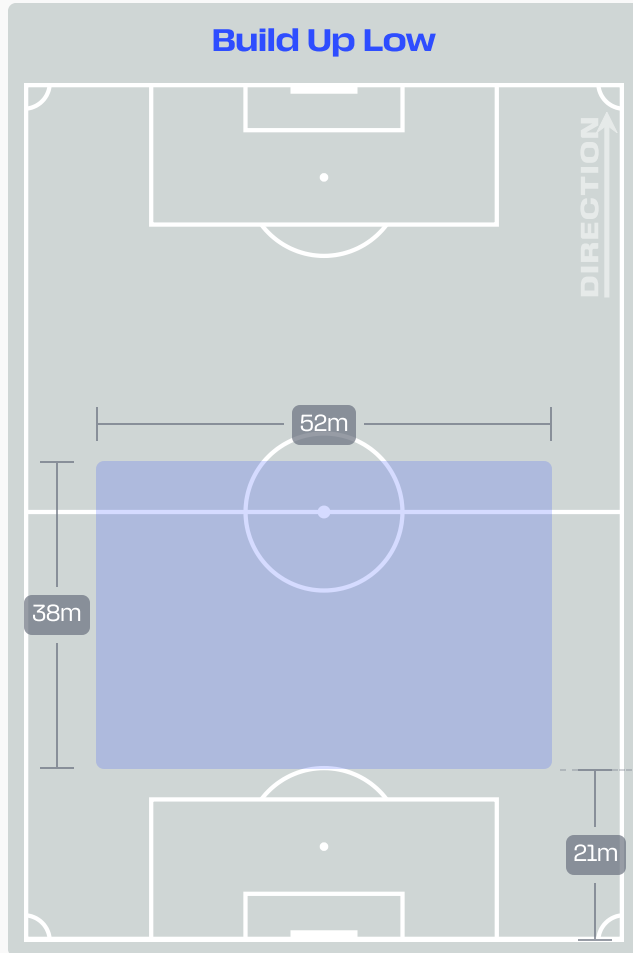


Ecuador v Germany

In Possession Line Height & Team Length



In Possession Line Height & Team Length



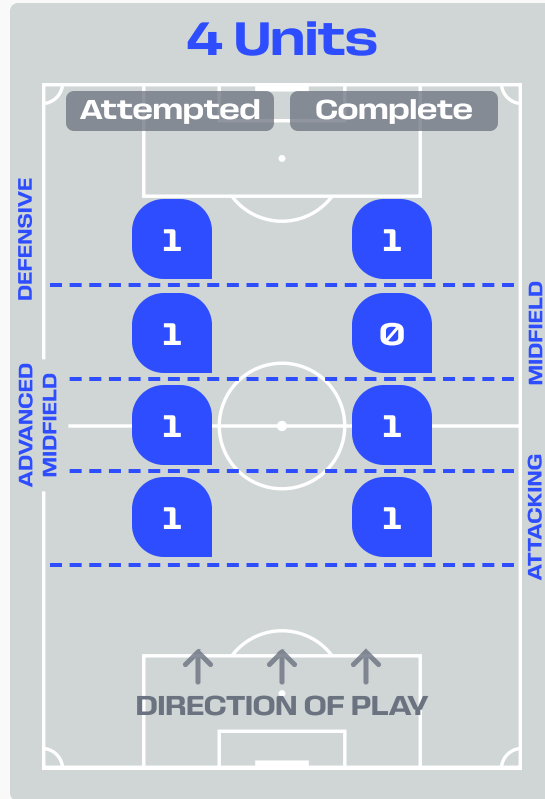
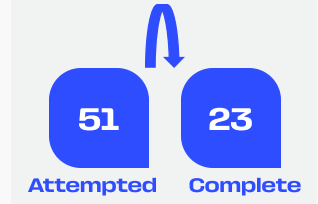
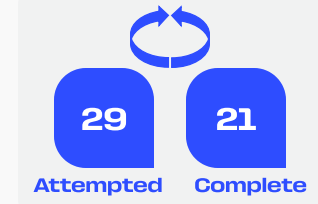
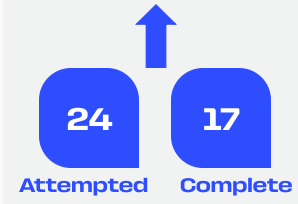
Line Breaks



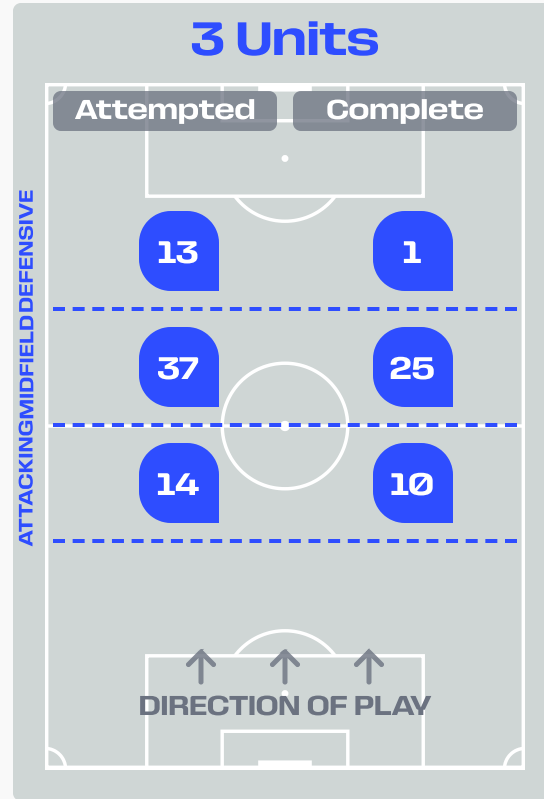
Ecuador

Attempted Line Breaks

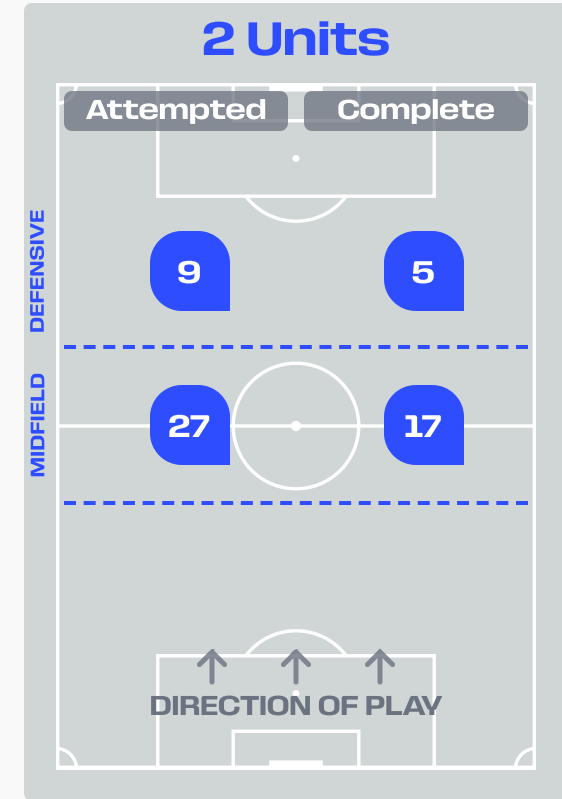
104



Attempted Line Breaks	4
Inside Shape	3
Outside Shape	1



Attempted Line Breaks	64
Inside Shape	47
Outside Shape	17



Attempted Line Breaks	36
Inside Shape	22
Outside Shape	14

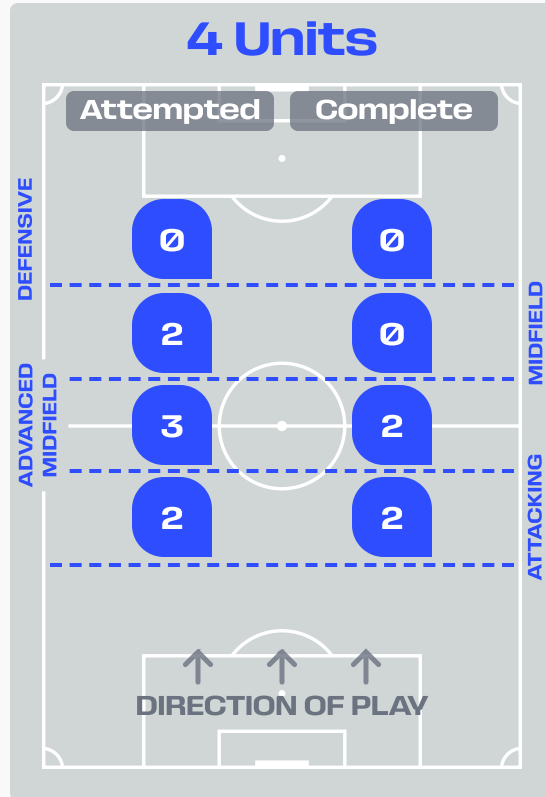
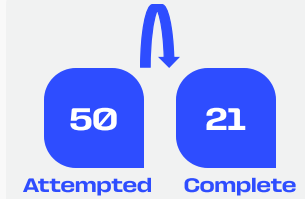
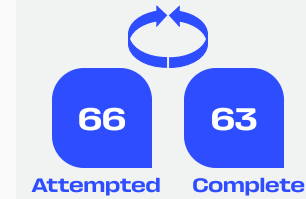
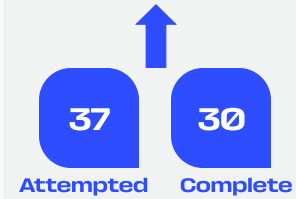
Line Breaks



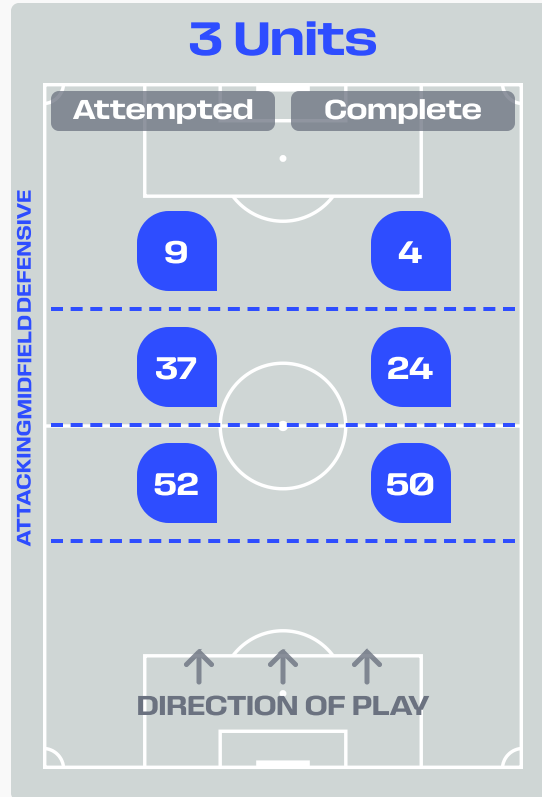
Germany

Attempted Line Breaks

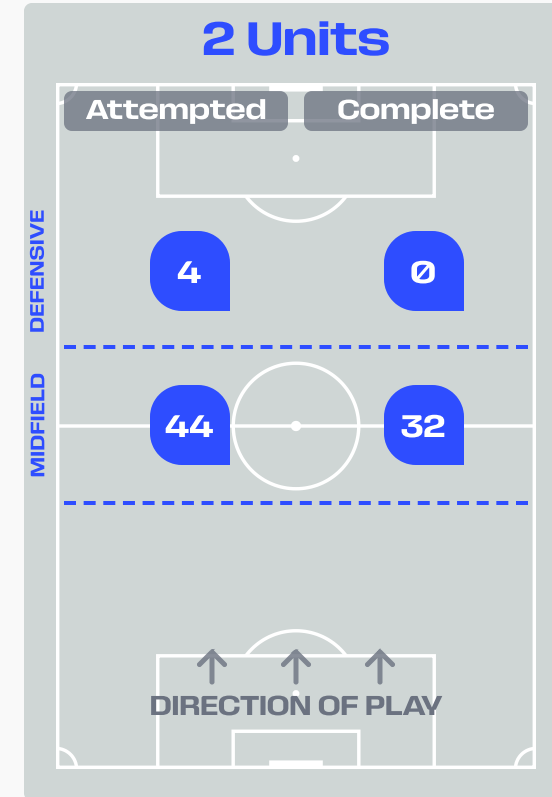
153



Attempted Line Breaks	7
Inside Shape	3
Outside Shape	4



Attempted Line Breaks	98
Inside Shape	54
Outside Shape	44



Attempted Line Breaks	48
Inside Shape	30
Outside Shape	18

Line Breaks



					4 Units				3 Units			2 Units		Direction			Distribution Type		
#	Player	Line Breaks Attempted	Line Breaks Completed	Line Break Completion %	Attacking Line	Attacking Midfield Line	Midfield Line	Defensive Line	Attacking Line	Midfield Line	Defensive Line	Midfield Line	Defensive Line	Through	Around	Over	Pass	Cross	Ball Progression
1	Hernan GALINDEZ	15	8	53%	0	0	0	0	1	11	1	2	0	1	0	14	15	0	0
3	Piero HINCAPIE	8	2	25%	0	0	0	0	1	2	0	4	1	1	3	4	5	2	1
4	Joel ORDONEZ	9	7	78%	0	0	0	1	3	1	1	3	0	2	3	4	9	0	0
6	Willian PACHO	8	4	50%	1	0	0	0	1	3	1	2	0	1	2	5	8	0	0
9	John YEBOAH	7	4	57%	0	0	0	0	0	1	2	1	3	3	3	1	5	1	1
13	Enner VALENCIA	2	1	50%	0	0	0	0	0	1	0	0	1	1	1	0	1	0	1
15	Pedro VITE	21	17	81%	0	0	0	0	4	8	3	5	1	5	6	10	20	0	1
19	Gonzalo PLATA	6	0	0%	0	0	0	0	0	1	0	5	0	2	2	2	3	2	1
20	Nilson ANGULO	6	4	67%	0	0	0	0	0	1	1	2	2	2	3	1	5	0	1
21	Alan FRANCO	3	2	67%	0	0	0	0	1	1	0	1	0	0	1	2	3	0	0
23	Moises CAICEDO	13	9	69%	0	1	0	0	3	5	2	1	1	5	2	6	10	1	2
2	Felix TORRES	0	0	0%	0	0	0	0	0	0	0	0	0	0	0	0	0	0	0
7	Pervis ESTUPINAN	3	1	33%	0	0	1	0	0	1	1	0	0	0	1	2	3	0	0
11	Kevin RODRIGUEZ	1	1	100%	0	0	0	0	0	1	0	0	0	1	0	0	1	0	0
16	Jordy CAICEDO	0	0	0%	0	0	0	0	0	0	0	0	0	0	0	0	0	0	0
17	Angelo PRECIADO	2	1	50%	0	0	0	0	0	0	1	1	0	0	2	0	2	0	0

Passing Networks



#	Passes From ↓ to →	Hernan GALINDEZ	Piero HINCAPIE	Joel ORDONEZ	Willian PACHO	John YEBOAH	Enner VALENCIA	Pedro VITE	Gonzalo PLATA	Nilson ANGULO	Alan FRANCO	Moises CAICEDO	Felix TORRES	Pervis ESTUPINAN	Kevin RODRIGUEZ	Jordy CAICEDO	Angelo PRECIADO
1	Hernan GALINDEZ		0	2	5	0	1	1	1	0	1	0	0	0	1	0	0
3	Piero HINCAPIE	0		1	8	0	0	5	0	1	0	1	0	0	0	0	0
4	Joel ORDONEZ	5	0		4	4	2	0	5	0	0	10	0	0	0	0	2
6	Willian PACHO	6	1	10		0	0	10	0	3	0	9	0	1	0	0	0
9	John YEBOAH	0	0	2	0		2	0	4	0	4	4	0	0	1	0	0
13	Enner VALENCIA	1	0	1	0	0		0	2	2	1	3	0	0	0	0	0
15	Pedro VITE	1	10	4	3	1	3		3	10	1	10	0	2	6	0	0
19	Gonzalo PLATA	0	0	1	2	3	1	1		1	1	9	0	0	0	0	1
20	Nilson ANGULO	0	5	0	1	2	2	7	0		0	0	0	1	0	0	0
21	Alan FRANCO	0	0	1	1	2	1	0	1	0		3	0	0	0	0	0
23	Moises CAICEDO	1	2	8	10	4	1	15	8	1	3		0	0	0	0	1
2	Felix TORRES	0	0	0	0	0	0	0	0	0	0	0		0	0	0	0
7	Pervis ESTUPINAN	0	0	0	0	0	0	3	1	0	0	1	0		0	0	0
11	Kevin RODRIGUEZ	0	1	0	0	0	0	0	2	1	0	1	0	1		0	1
16	Jordy CAICEDO	0	0	0	0	0	0	2	0	0	0	0	0	0	0		0
17	Angelo PRECIADO	0	0	2	0	2	0	1	0	0	0	0	0	0	0	0	

Top 5 Player to Player Passers		
Player	Passed To	% of Total Team Passes
Moises CAICEDO	Pedro VITE	5%
Joel ORDONEZ	Moises CAICEDO	3.3%
Willian PACHO	Pedro VITE	3.3%
Willian PACHO	Joel ORDONEZ	3.3%
Pedro VITE	Piero HINCAPIE	3.3%

Passing Networks


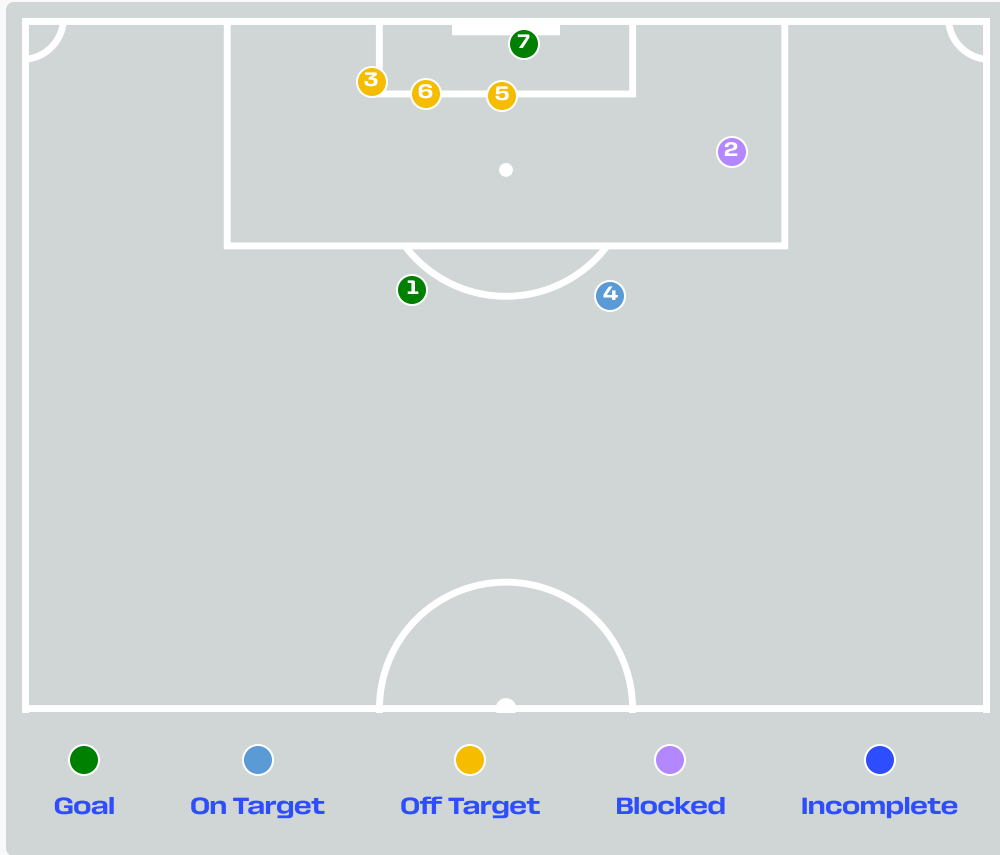


#	Passes From ↓ to →	Manuel NEUER	Antonio RUEDIGER	Jonathan TAH	Aleksandar PAVLOVIC	Joshua KIMMICH	Kai HAVERTZ	Jamal MUSIALA	Florian WIRTZ	Leroy SANE	David RAUM	Felix NMECHA	Pascal GROSS	Maximilian BEIER	Angelo STILLER	Malick THIAW	Deniz UNDAV
1	Manuel NEUER		6	7	2	8	2	1	0	1	4	0	0	1	1	1	1
2	Antonio RUEDIGER	13		30	4	0	0	0	5	0	12	0	0	0	4	1	0
4	Jonathan TAH	4	20		10	20	0	3	3	9	1	5	2	2	3	10	0
5	Aleksandar PAVLOVIC	0	11	5		7	0	0	6	3	2	1	0	0	0	0	0
6	Joshua KIMMICH	4	6	12	5		1	3	4	11	1	6	0	0	1	0	0
7	Kai HAVERTZ	0	2	0	2	1		1	2	1	1	1	0	0	1	0	0
10	Jamal MUSIALA	2	2	1	2	1	1		0	4	3	2	1	0	4	1	1
17	Florian WIRTZ	0	2	1	1	2	2	7		8	1	1	0	0	1	0	1
19	Leroy SANE	0	2	2	0	12	0	3	5		3	5	3	1	2	1	0
22	David RAUM	2	9	2	1	0	1	8	2	1		0	2	0	3	1	1
23	Felix NMECHA	0	0	5	3	2	0	3	2	5	0		0	0	0	0	0
13	Pascal GROSS	0	0	1	0	0	0	1	0	2	1	0		2	2	3	2
14	Maximilian BEIER	0	0	0	0	0	0	0	0	1	0	0	1		0	3	0
16	Angelo STILLER	1	3	6	0	1	0	3	0	2	9	1	2	1		2	0
24	Malick THIAW	1	1	9	0	0	0	2	1	1	0	0	3	4	4		0
26	Deniz UNDAV	0	0	0	0	0	0	1	2	1	0	0	0	0	1	0	

Top 5 Player to Player Passers		
Player	Passed To	% of Total Team Passes
Antonio RUEDIGER	Jonathan TAH	5.7%
Jonathan TAH	Antonio RUEDIGER	3.8%
Jonathan TAH	Joshua KIMMICH	3.8%
Antonio RUEDIGER	Manuel NEUER	2.5%

Antonio RUEDIGER	David RAUM	2.3%
------------------	------------	------

Attempts at Goal



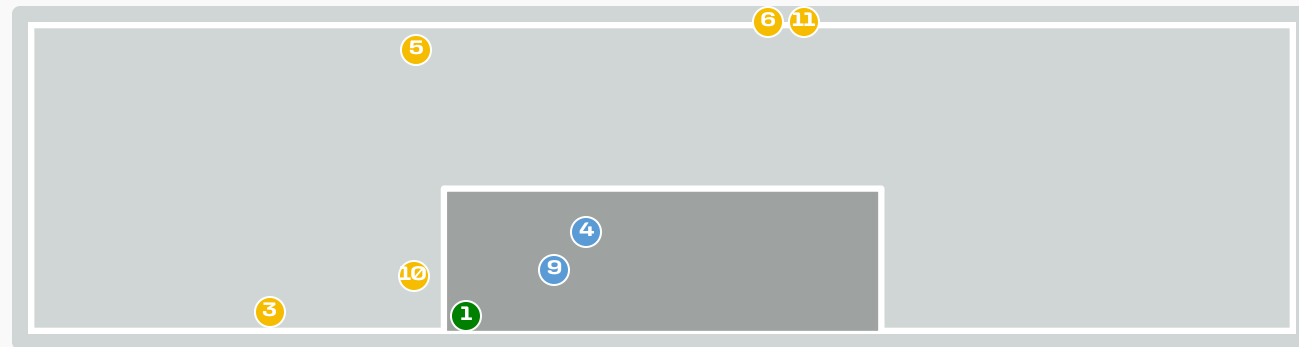
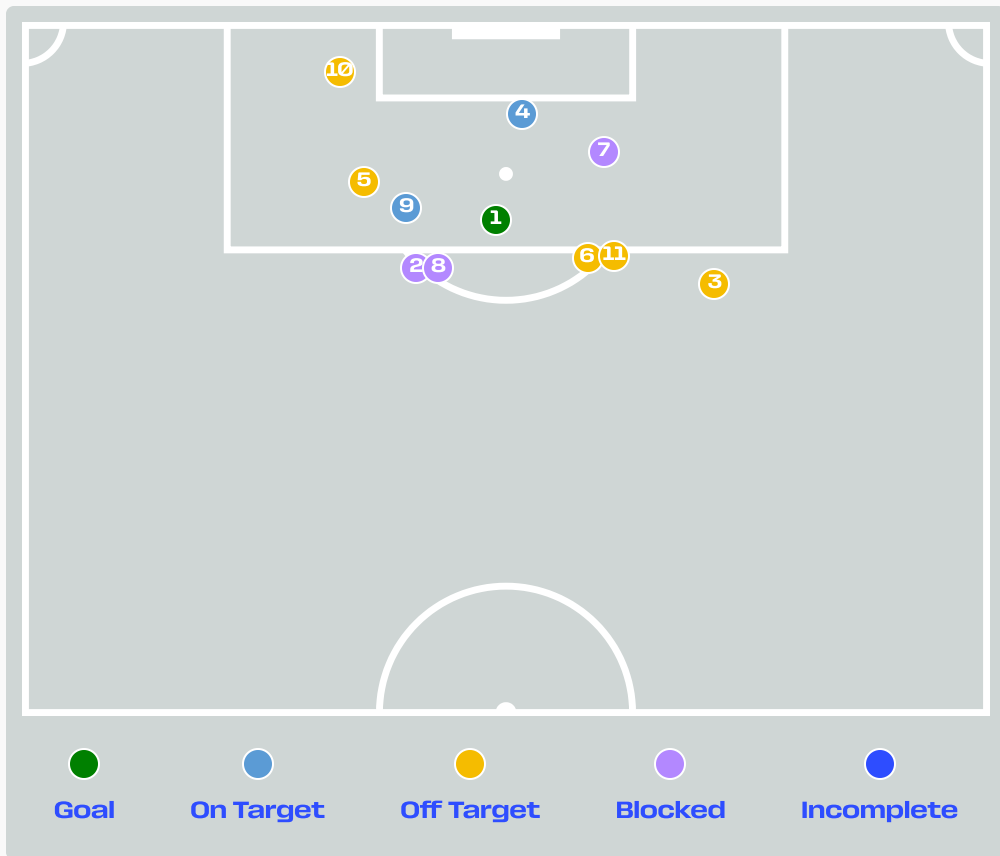
Key	Outcome	Shots
●	Goals	2
●	On Target	1
●	Off Target	3
●	Blocked	1
●	Incomplete	0

Attempts at Goal



Time	Player	Outcome	Body Part	Delivery Type
8	20 Nilson ANGULO	On Target - Goal	Right Foot	Pass
31	13 Enner VALENCIA	Incomplete - Blocked	Right Foot	Pass
53	23 Moises CAICEDO	Off Target	Head	Corner
61	13 Enner VALENCIA	On Target - Saved	Right Foot	Pass
72	19 Gonzalo PLATA	Off Target	Left Foot	Cross
76	11 Kevin RODRIGUEZ	Deflected Off Target - Defensive Event	Left Foot	Pass
77	19 Gonzalo PLATA	On Target - Goal	Left Foot	Pass

Attempts at Goal



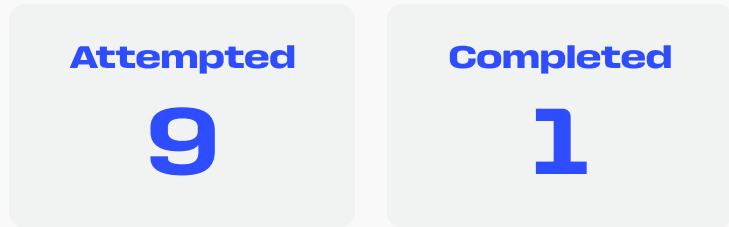
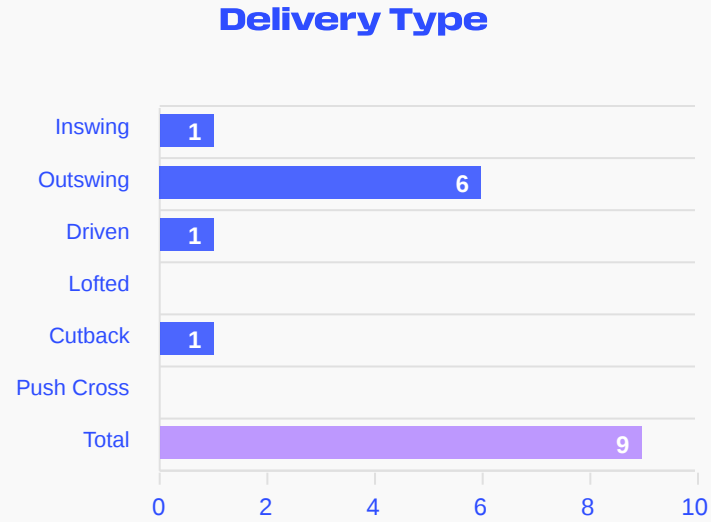
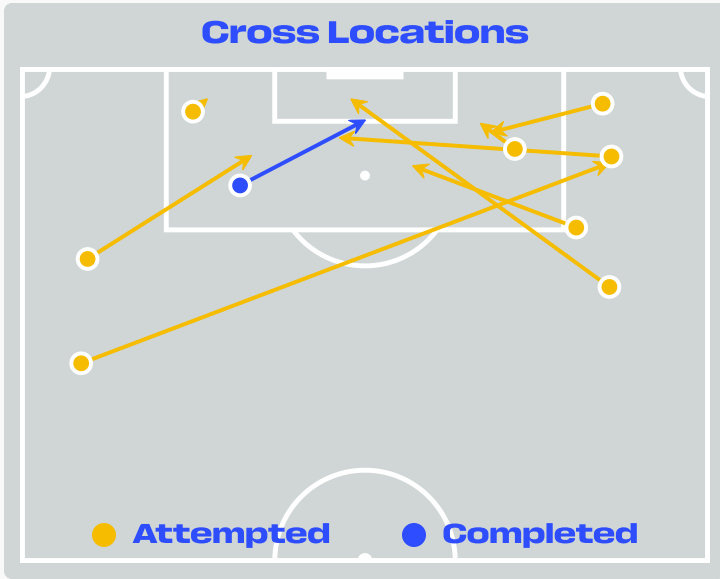
Key	Outcome	Shots
●	Goals	1
●	On Target	2
●	Off Target	5
●	Blocked	3
●	Incomplete	0

Attempts at Goal



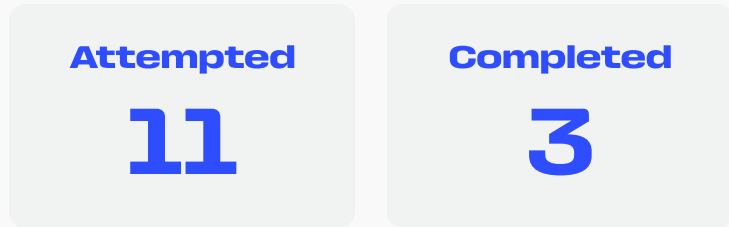
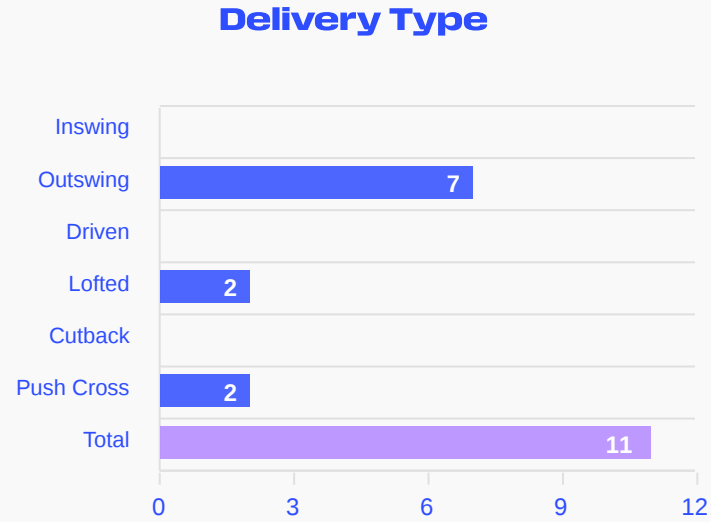
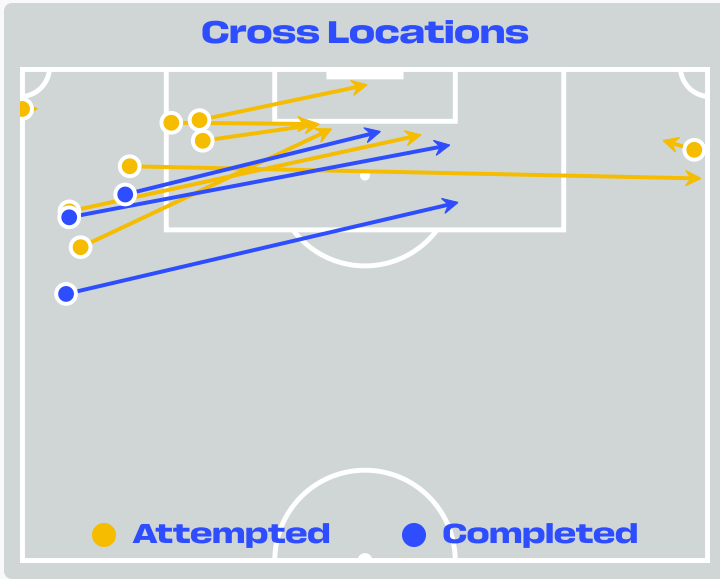
Time	Player	Outcome	Body Part	Delivery Type
1	19 Leroy SANE	On Target - Goal	Left Foot	Pass
6	17 Florian WIRTZ	Incomplete - Blocked	Right Foot	Loose Ball
13	23Felix NMECHA	Off Target	Right Foot	Pass
24	7 Kai HAVERTZ	On Target - Saved	Head	Cross
34	10 Jamal MUSIALA	Deflected Off Target - Defensive Event	Left Foot	Pass
37	23Felix NMECHA	Deflected Off Target - Defensive Event	Right Foot	Pass
48	17 Florian WIRTZ	Incomplete - Blocked	Right Foot	Ball Progression
62	17 Florian WIRTZ	Incomplete - Blocked	Right Foot	Pass
75	19 Leroy SANE	On Target - Saved	Left Foot	Loose Ball
92	26Deniz UNDAV	Off Target	Left Foot	Pass
94	13 Pascal GROSS	Off Target	Left Foot	Loose Ball

Crosses (Open Play)



#	Player	Inswing	Outswing	Driven	Lofted	Cutback	Push Cross	Total Attempted
1	Hernan GALINDEZ	0	0	0	0	0	0	0
3	Piero HINGAPIE	0	2	1	0	0	0	3
4	Joel ORDONEZ	0	0	0	0	0	0	0
6	Willian PACHO	0	0	0	0	0	0	0
9	John YEBOAH	1	1	0	0	0	0	2
13	Enner VALENCIA	0	0	0	0	0	0	0
15	Pedro VITE	0	0	0	0	0	0	0
19	Gonzalo PLATA	0	1	0	0	0	0	1
20	Nilson ANGULO	0	0	0	0	0	0	0
21	Alan FRANCO	0	1	0	0	1	0	2
23	Moises CAICEDO	0	1	0	0	0	0	1
2	Felix TORRES	0	0	0	0	0	0	0
7	Pervis ESTUPINAN	0	0	0	0	0	0	0
11	Kevin RODRIGUEZ	0	0	0	0	0	0	0
16	Jordy CAICEDO	0	0	0	0	0	0	0
17	Angelo PRECIADO	0	0	0	0	0	0	0

Crosses (Open Play)



#	Player	Inswing	Outswing	Driven	Lofted	Cutback	Push Cross	Total Attempted
1	Manuel NEUER	0	0	0	0	0	0	0
2	Antonio RUEDIGER	0	0	0	0	0	0	0
4	Jonathan TAH	0	0	0	0	0	0	0
5	Aleksandar PAVLOVIC	0	0	0	0	0	0	0
6	Joshua KIMMICH	0	0	0	0	0	0	0
7	Kai HAVERTZ	0	0	0	0	0	0	0
10	Jamal MUSIALA	0	0	0	0	0	1	1
17	Florian WIRTZ	0	0	0	0	0	0	0
19	Leroy SANE	0	0	0	0	0	0	0
22	David RAUM	0	6	0	2	0	1	9
23	Felix NMECHA	0	0	0	0	0	0	0
13	Pascal GROSS	0	1	0	0	0	0	1
14	Maximilian BEIER	0	0	0	0	0	0	0
16	Angelo STILLER	0	0	0	0	0	0	0
24	Malick THIAW	0	0	0	0	0	0	0
26	Deniz UNDAV	0	0	0	0	0	0	0

Offering to Receive

252

Total Offers Made

103

Total Offers Received

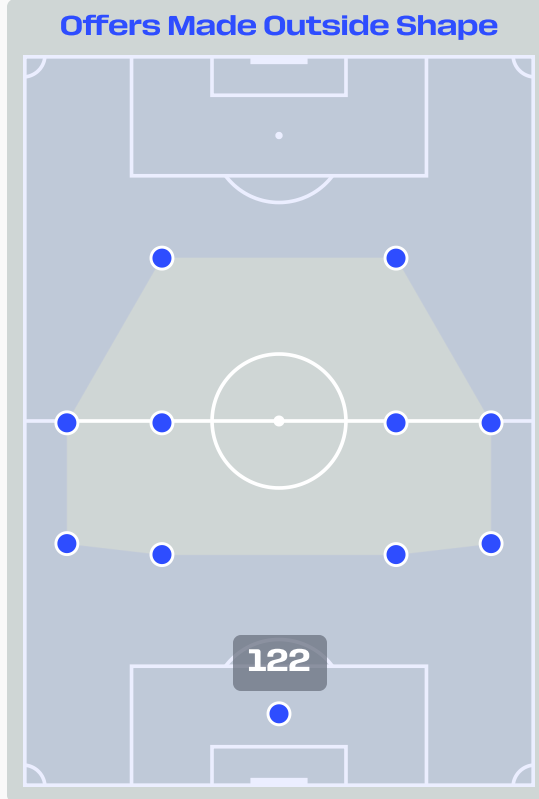
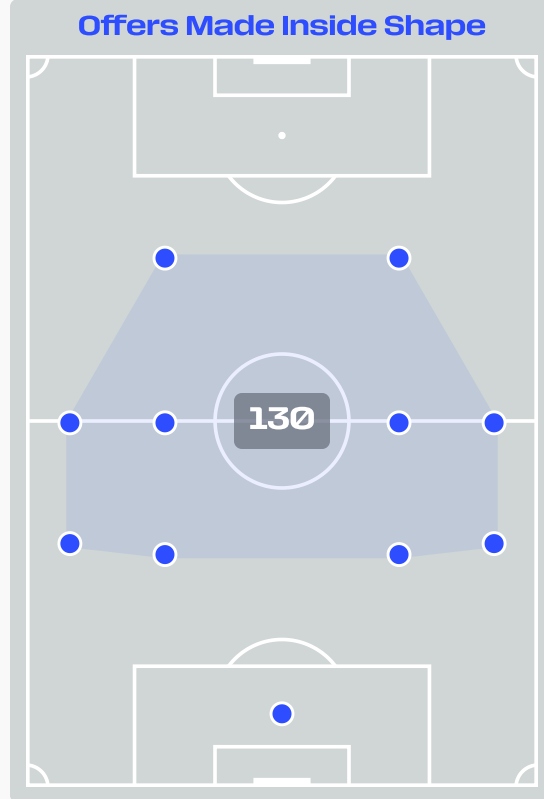
Most Offers

50

Pedro VITE
LEFT CENTRE MIDFIELD

117

Offers Made in Final Third



100

Offers Made in Middle Third

35

Offers Made in Defensive Third

#	Player	Offers Made	Offers Received	% Made & Received
1	Hernan GALINDEZ	10	6	60%
3	Piero HINCAPIE	32	9	28.1%
4	Joel ORDONEZ	1	1	100%
6	Willian PACHO	16	6	37.5%
9	John YEBOAH	19	11	57.9%
13	Enner VALENCIA	15	5	33.3%
15	Pedro VITE	50	23	46%
19	Gonzalo PLATA	26	10	38.5%
20	Nilson ANGULO	21	4	19%
21	Alan FRANCO	5	3	60%
23	Moises CAICEDO	36	18	50%
2	Felix TORRES	0	0	0%
7	Pervis ESTUPINAN	7	2	28.6%
11	Kevin RODRIGUEZ	10	3	30%
16	Jordy CAICEDO	0	0	0%
17	Angelo PRECIADO	4	2	50%

Offering to Receive

340

Total Offers Made

123

Total Offers Received

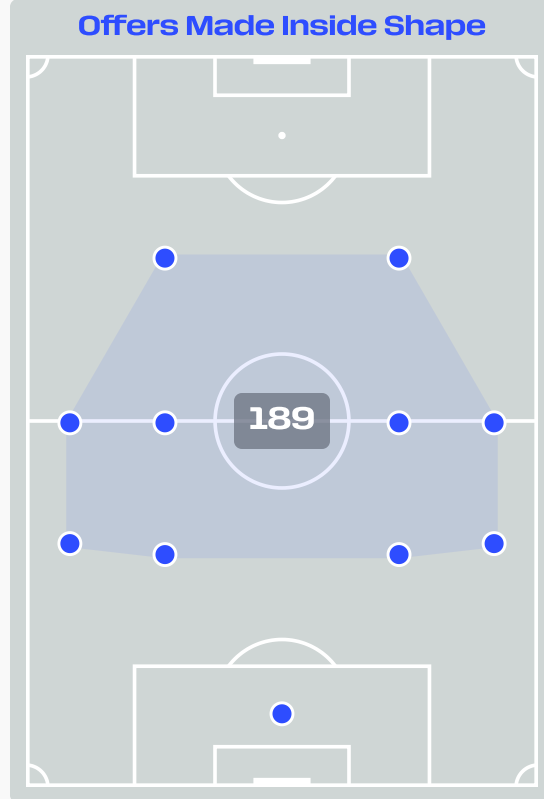
Most Offers

62

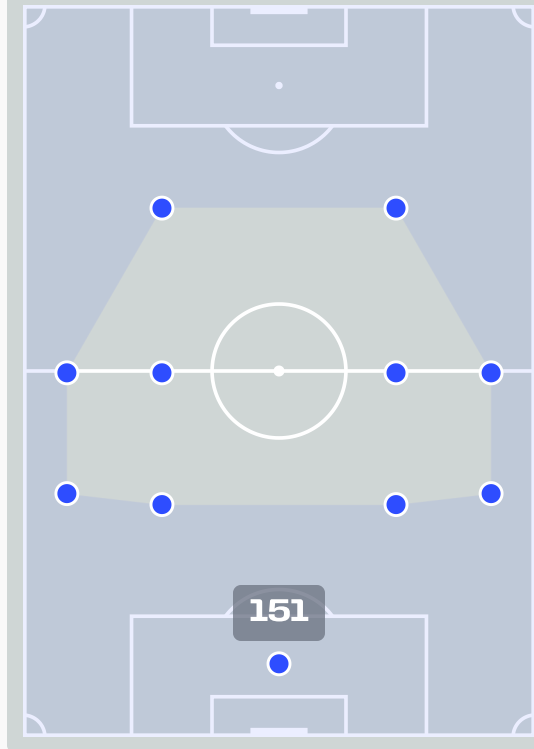
Jamal MUSIALA
ATTACKING MIDFIELD

141

Offers Made in Final Third



Offers Made Outside Shape



156

Offers Made in Middle Third

43

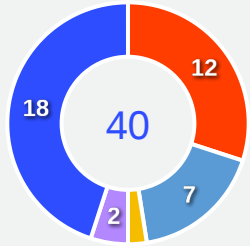
Offers Made in Defensive Third

#	Player	Offers Made	Offers Received	% Made & Received
1	Manuel NEUER	12	3	25%
2	Antonio RUEDIGER	2	1	50%
4	Jonathan TAH	11	6	54.5%
5	Aleksandar PAVLOVIC	25	8	32%
6	Joshua KIMMICH	7	5	71.4%
7	Kai HAVERTZ	23	1	4.3%
10	Jamal MUSIALA	62	24	38.7%
17	Florian WIRTZ	54	18	33.3%
19	Leroy SANE	25	12	48%
22	David RAUM	40	15	37.5%
23	Felix NMECHA	28	13	46.4%
13	Pascal GROSS	9	1	11.1%
14	Maximilian BEIER	12	5	41.7%
16	Angelo STILLER	28	11	39.3%
24	Malick THIAW	1	0	0%
26	Deniz UNDAV	1	0	0%

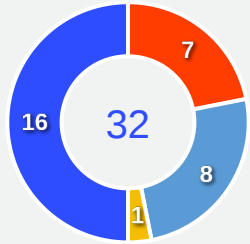
Movement to Receive

Movement Types by Phase

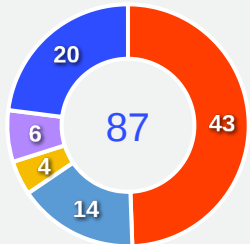
Final Third Phase



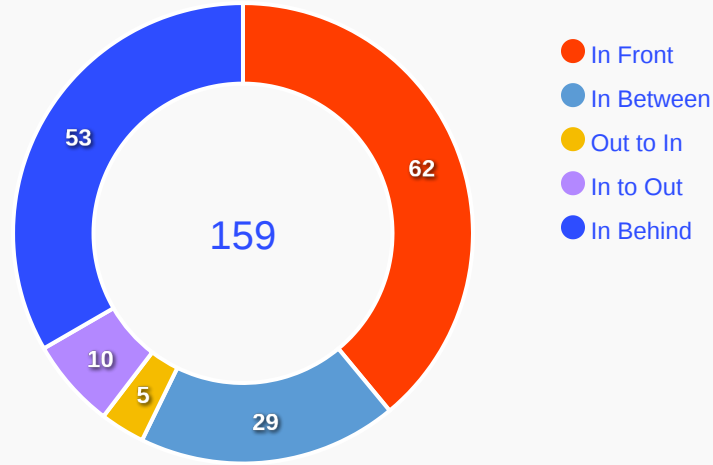
Progression Phase



Build Up Phase



All Movement Types

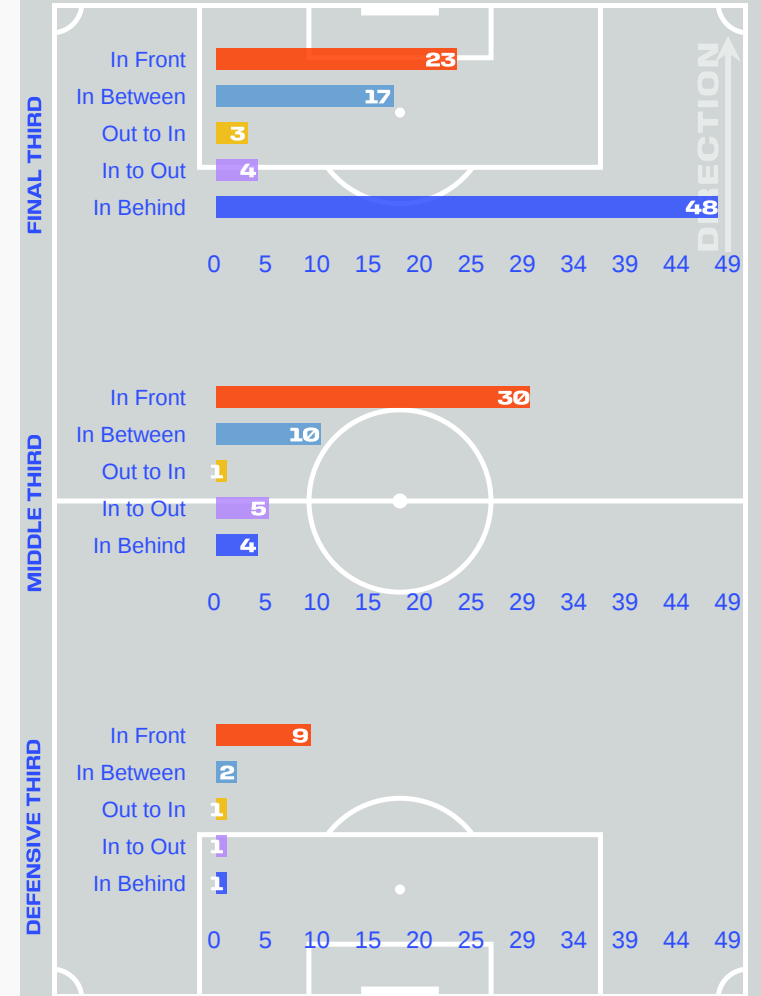


- In Front
- In Between
- Out to In
- In to Out
- In Behind

Top Ranked Players

Type	Player	Movements
In Front	15 Pedro VITE	20
In Between	15 Pedro VITE	5
Out to In	20 Nilson ANGULO	2
In to Out	3 Piero HINCAPIE	2
In Behind	3 Piero HINCAPIE	12

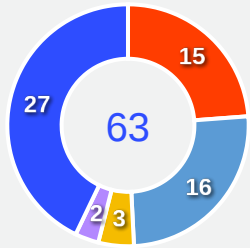
Movement Types Pitch Third



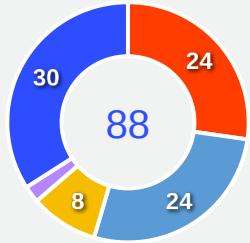
Movement to Receive

Movement Types by Phase

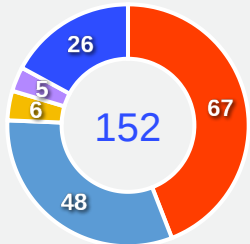
Final Third Phase



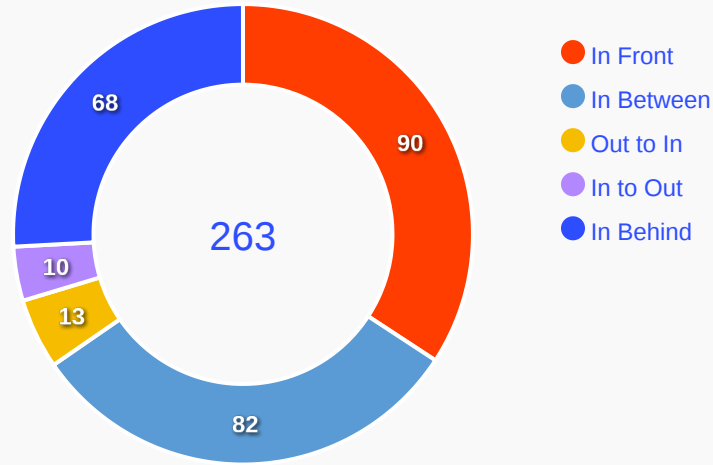
Progression Phase



Build Up Phase



All Movement Types

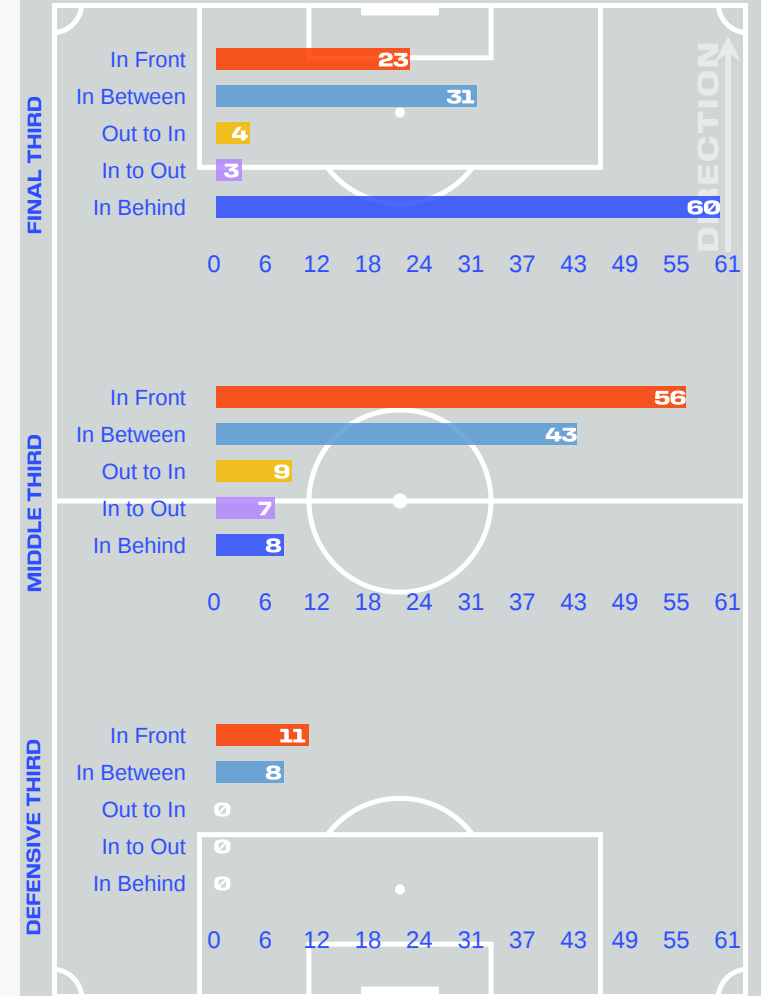


- In Front
- In Between
- Out to In
- In to Out
- In Behind

Top Ranked Players

Type	Player	Movements
In Front	16 Angelo STILLER	14
In Between	10 Jamal MUSIALA	29
Out to In	23 Felix NMECHA	4
In to Out	10 Jamal MUSIALA	4
In Behind	22 David RAUM	19

Movement Types Pitch Third



OUT OF POSSESSION



Ecuador v Germany

Defensive Actions

49

Forced Turnovers

51

Possession Regained

13

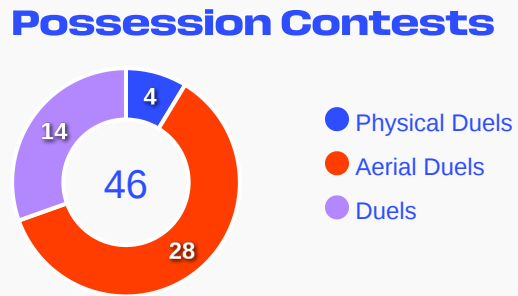
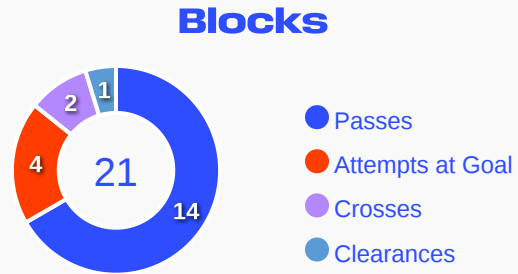
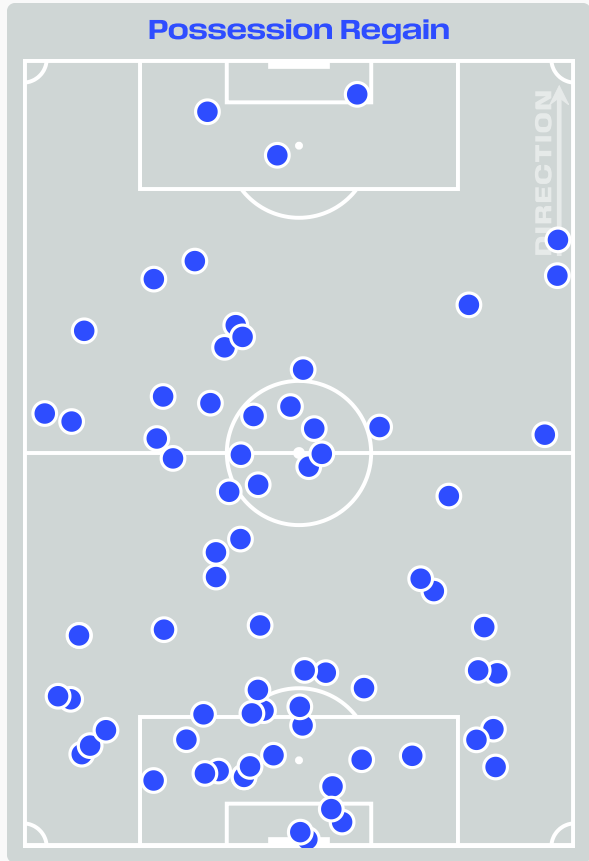
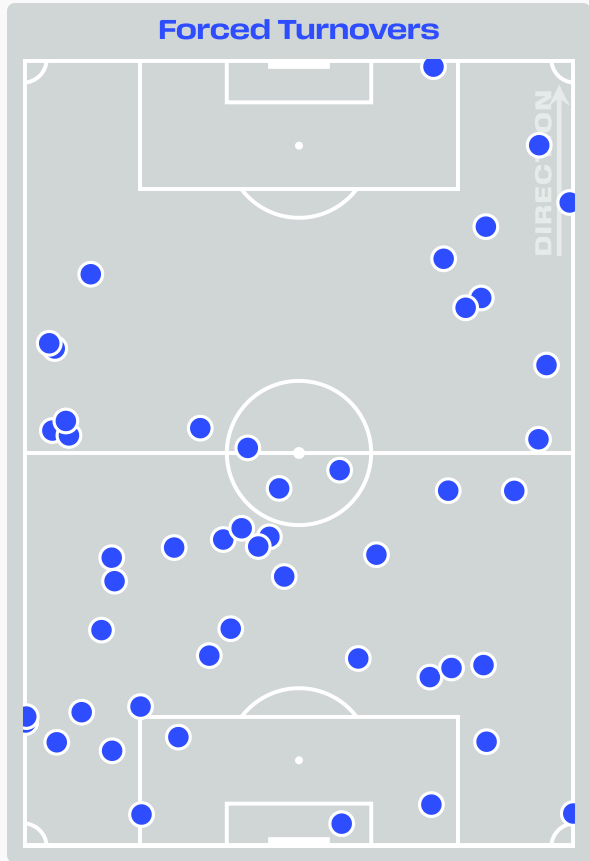
Interceptions

47

Tackles

2.85

Possession Actions / Defensive Action



Most Possession Regains

10

Pedro VITE
LEFT CENTRE MIDFIELD

#	Player	Total Possession Regains
1	Hernan GALINDEZ	4
3	Piero HINCAPIE	5
4	Joel ORDONEZ	6
6	Willian PACHO	7
9	John YEBOAH	2
13	Enner VALENCIA	0
15	Pedro VITE	10
19	Gonzalo PLATA	1
20	Nilson ANGULO	3
21	Alan FRANCO	5
23	Moises CAICEDO	5
2	Felix TORRES	0
7	Pervis ESTUPINAN	1
11	Kevin RODRIGUEZ	1
16	Jordy CAICEDO	0
17	Angelo PRECIADO	1

Defensive Actions



51

Forced Turnovers

53

Possession Regained

6

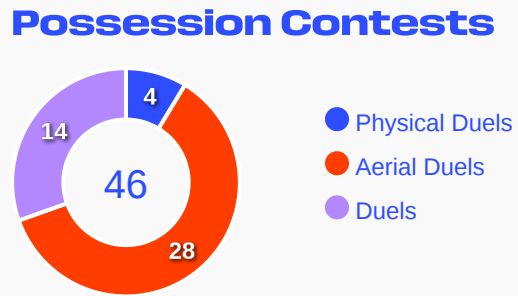
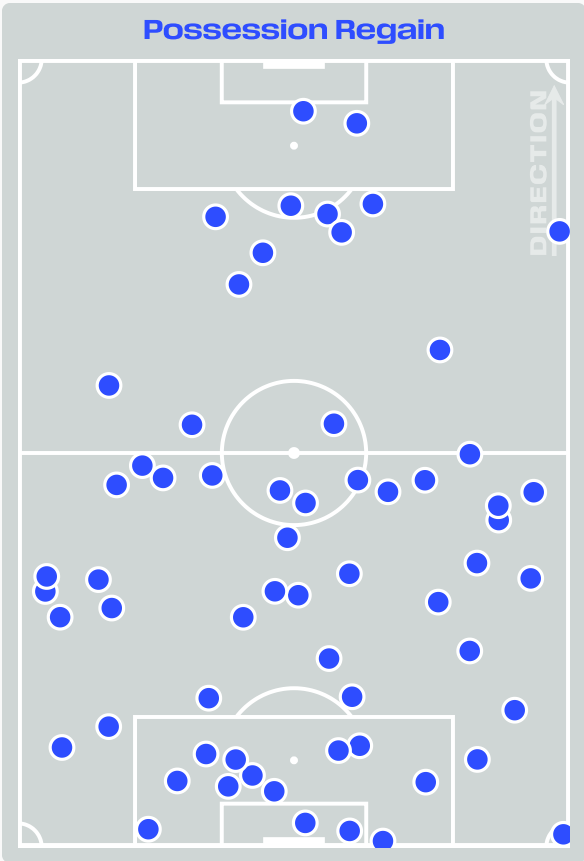
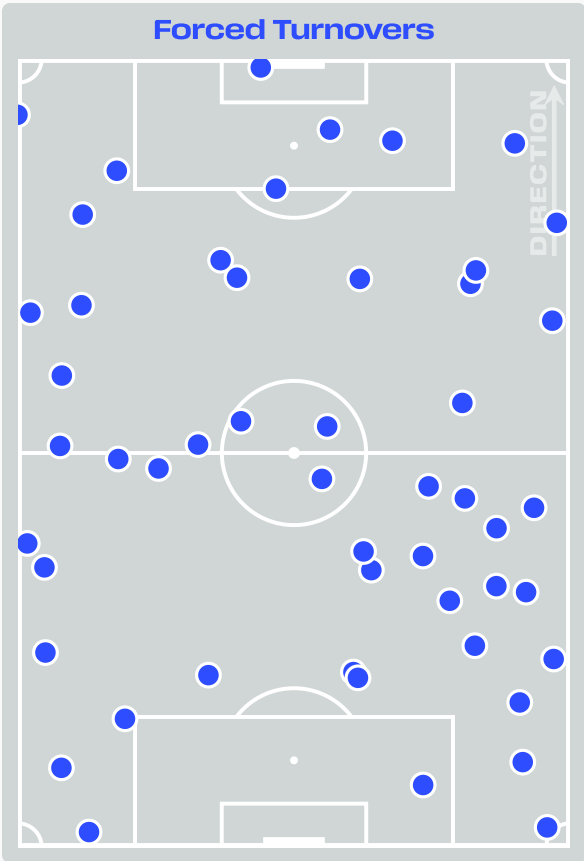
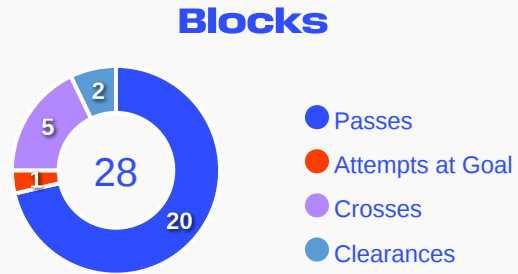
Interceptions

32

Tackles

5.4

Possession Actions / Defensive Action



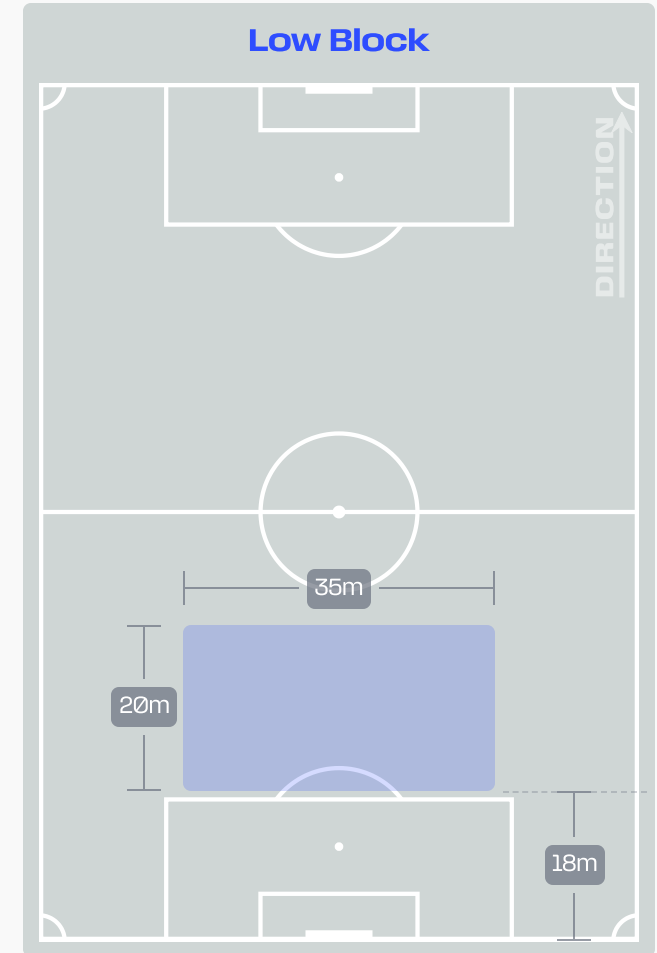
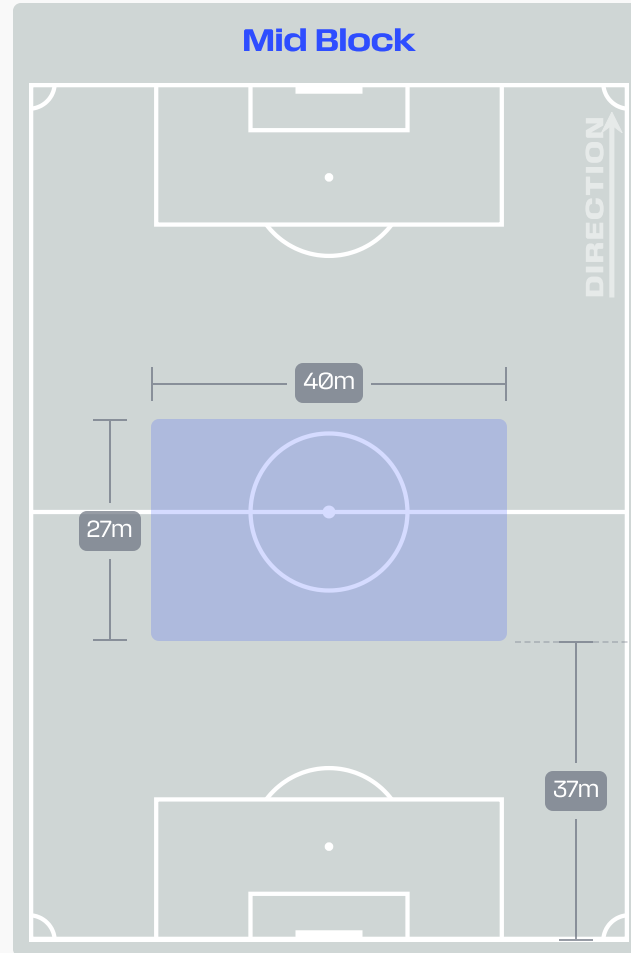
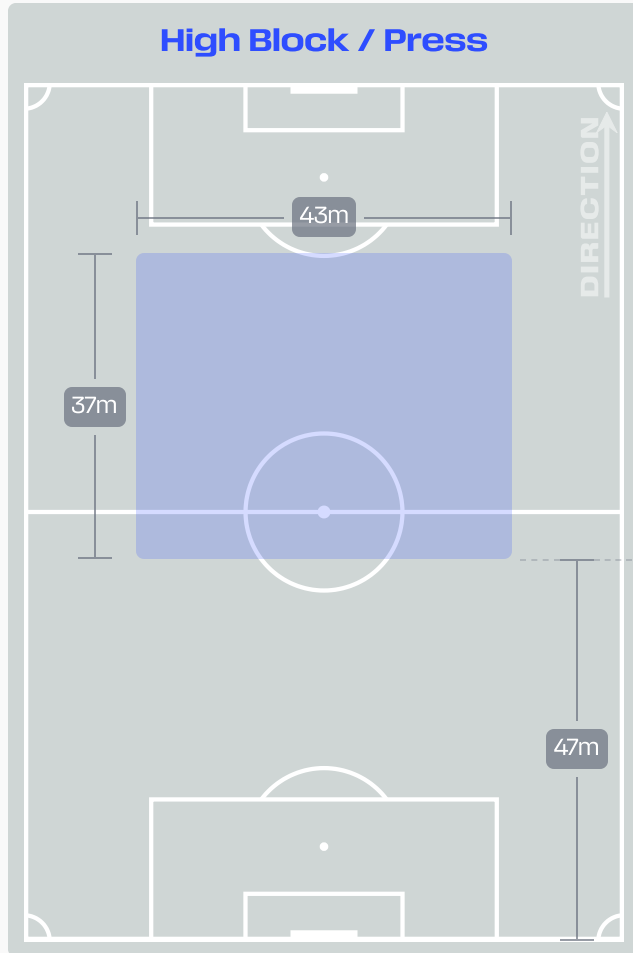
Most Possession Regains

9

Manuel NEUER
GOALKEEPER

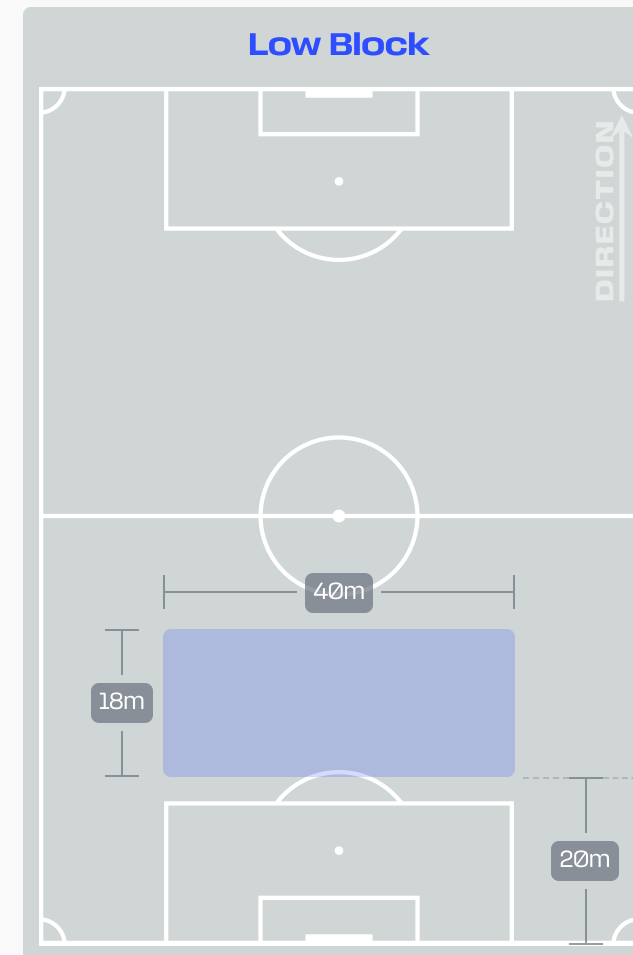
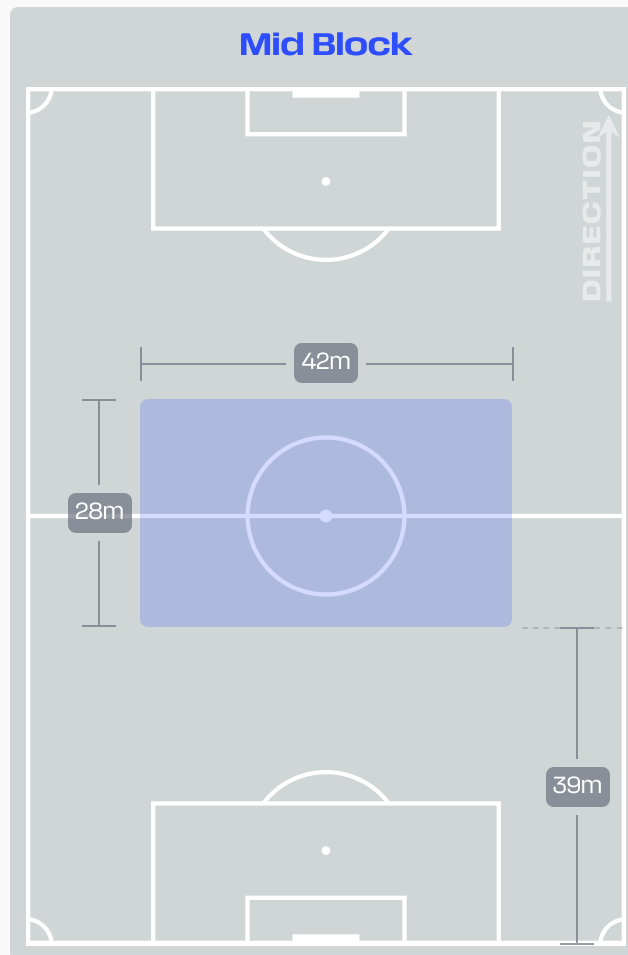
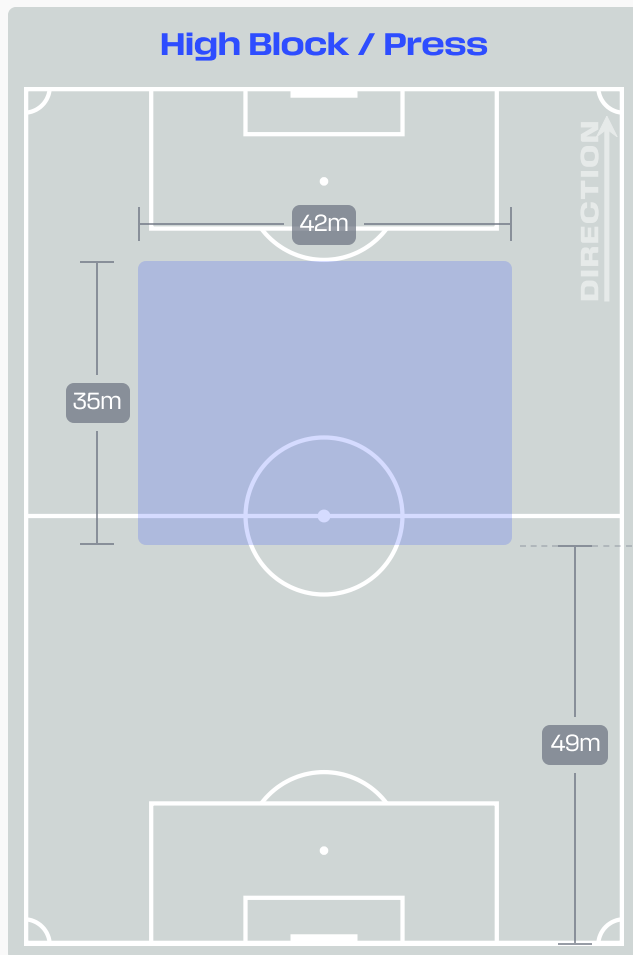
#	Player	Total Possession Regains
1	Manuel NEUER	9
2	Antonio RUEDIGER	7
4	Jonathan TAH	7
5	Aleksandar PAVLOVIC	3
6	Joshua KIMMICH	4
7	Kai HAVERTZ	1
10	Jamal MUSIALA	2
17	Florian WIRTZ	3
19	Leroy SANE	5
22	David RAUM	2
23	Felix NMECHA	2
13	Pascal GROSS	0
14	Maximilian BEIER	1
16	Angelo STILLER	2
24	Malick THIAW	5
26	Deniz UNDAV	0

Defensive Line Height & Team Length



Defensive Line Height & Team Length

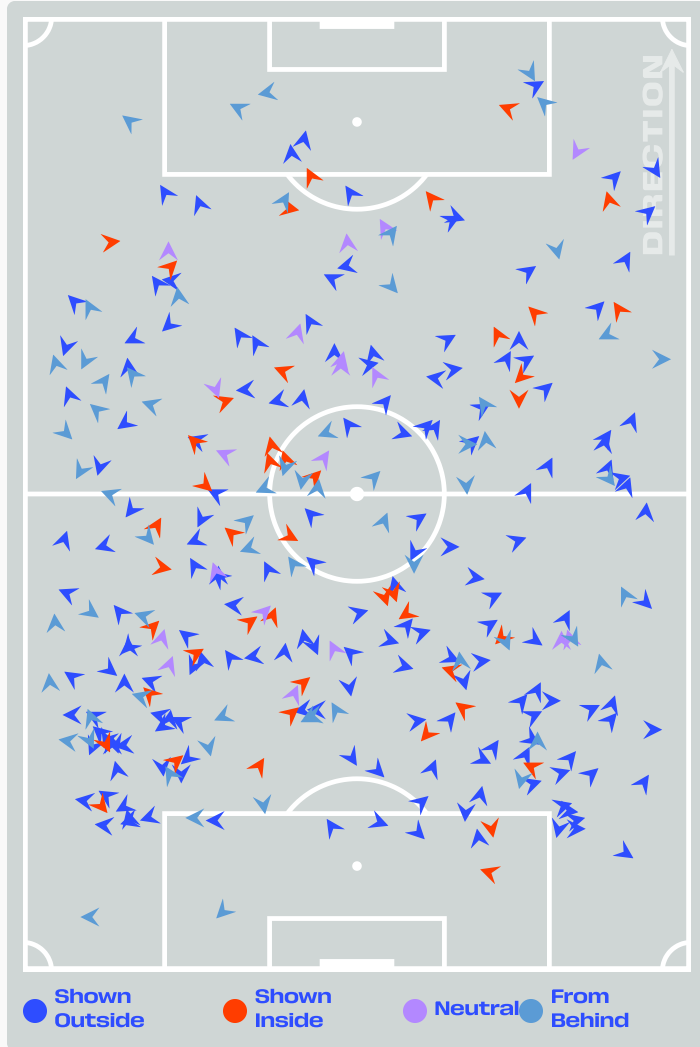
Germany



Defensive Pressure



Ecuador



299	Total Pressures	231
58	Direct Pressures	41
1.44s	Avg Pressure Duration	1.72s
49	Forced Turnovers	51
18.12s	Ball Recovery Time	15.87s
153	Pushing on into Pressing	98
346	Pushing on	195
45	Pressing Direction Inside	38
171	Pressing Direction Outside	135

Most Direct Pressures

9

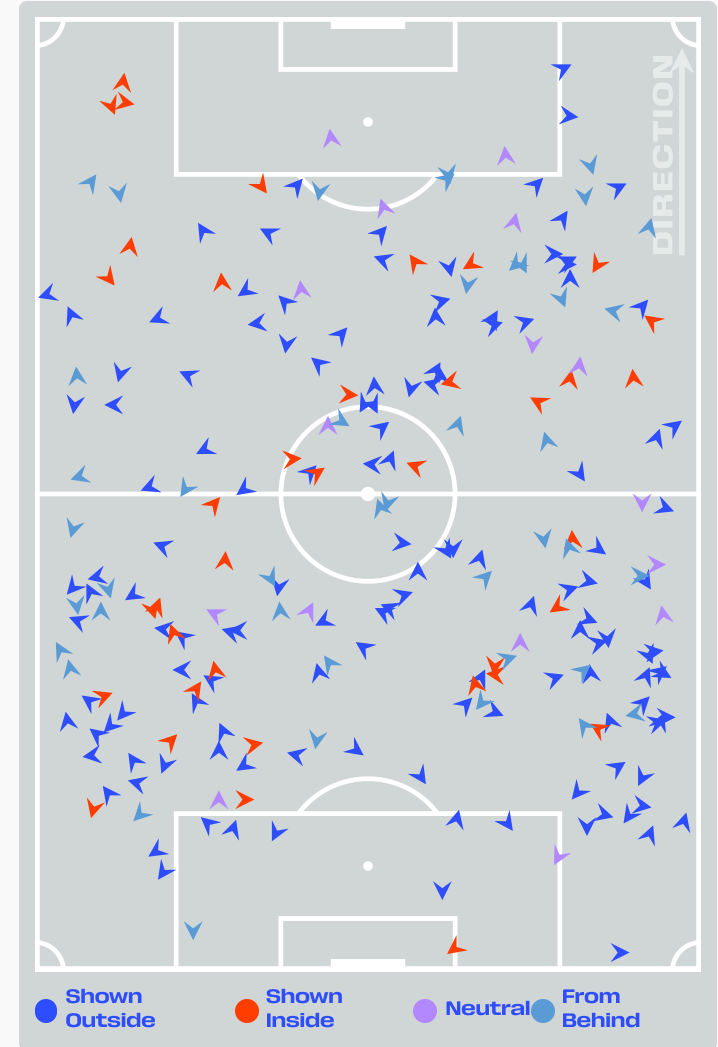
Pedro VITE
LEFT CENTRE MIDFIELD

Most Direct Pressures

8

David RAUM
LEFT BACK

Germany



GOALKEEPING



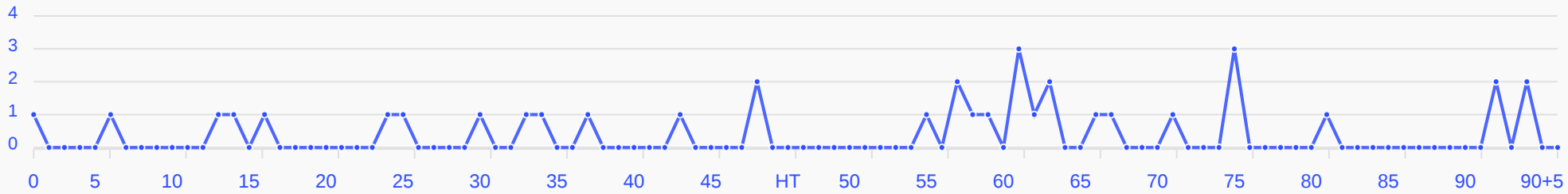
Ecuador v Germany

Goalkeeping Involvement



Ecuador

Ecuador GK Involvement Timeline



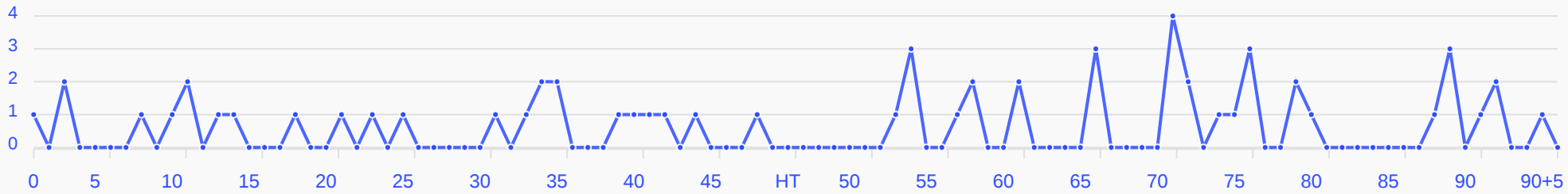
37

Total Involvements



Germany


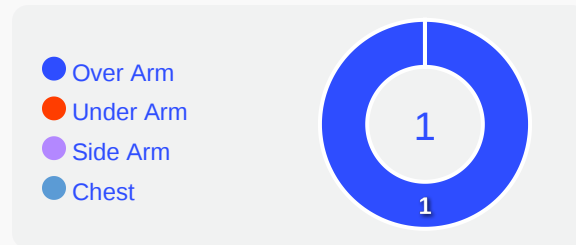
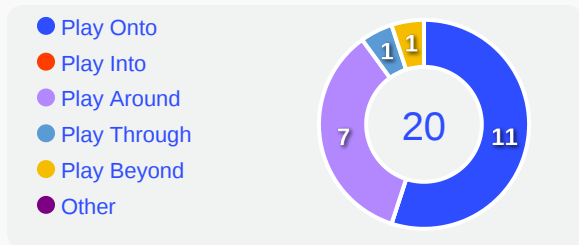
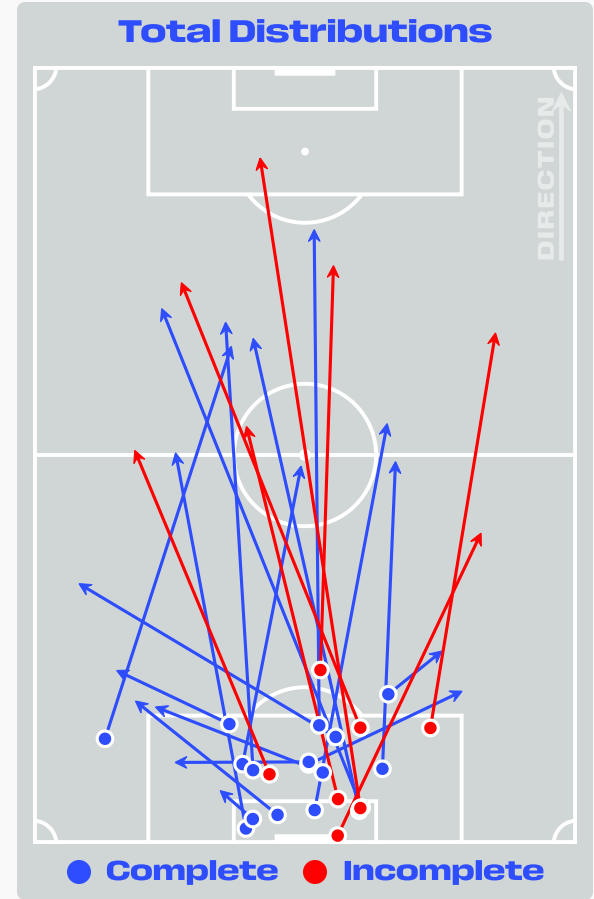
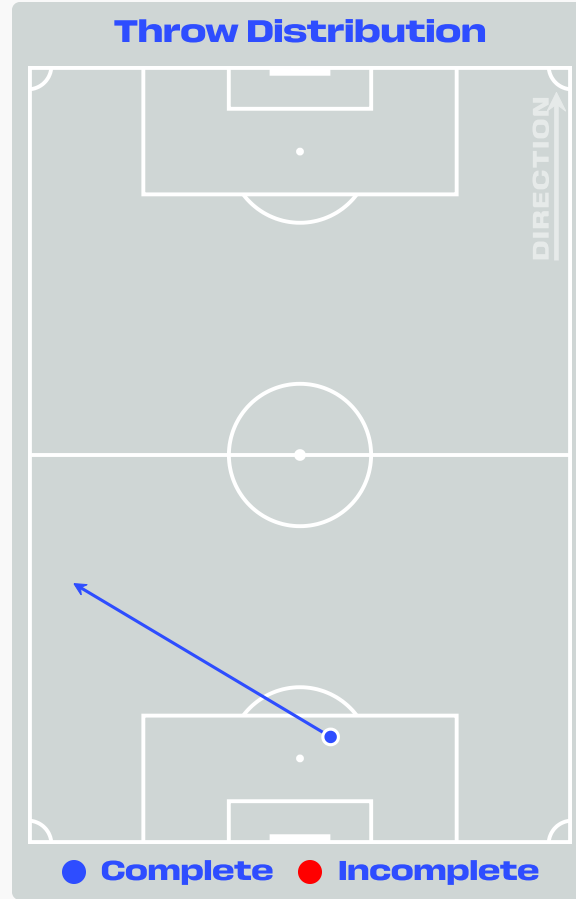
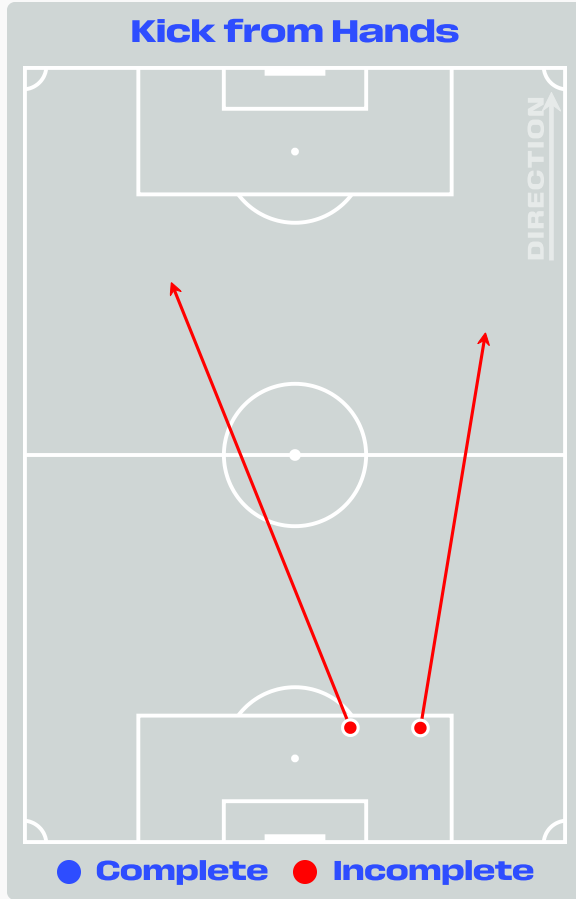
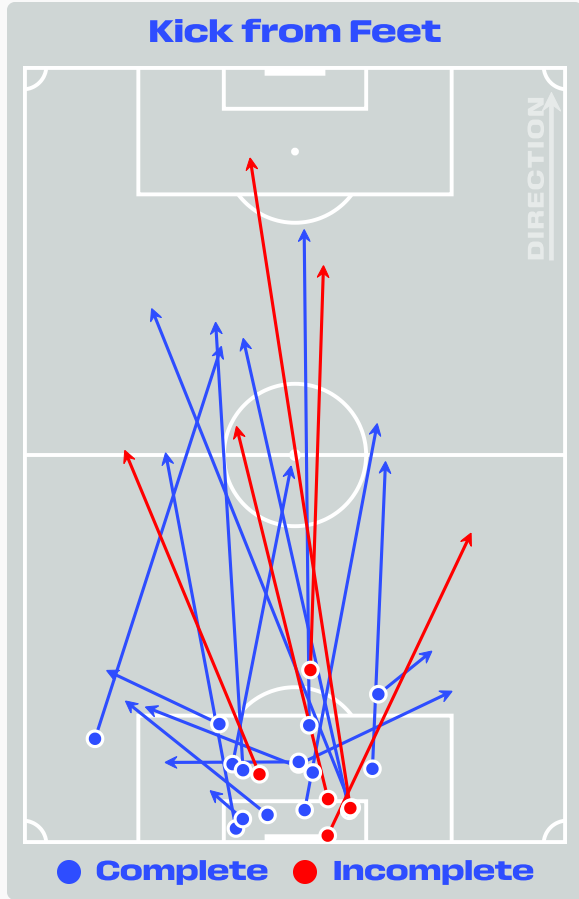
Germany GK Involvement Timeline




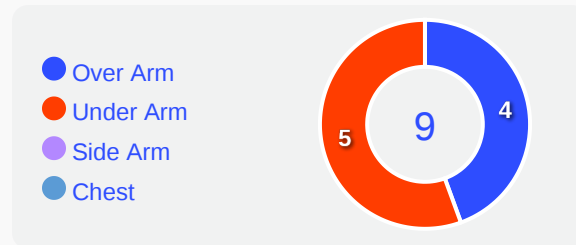
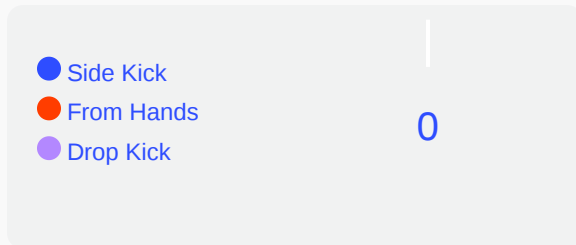
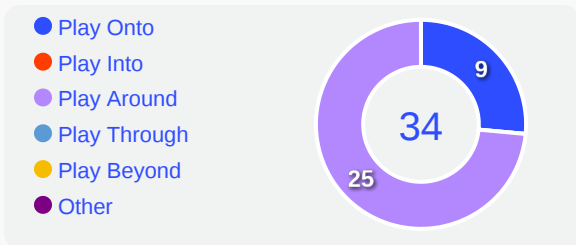
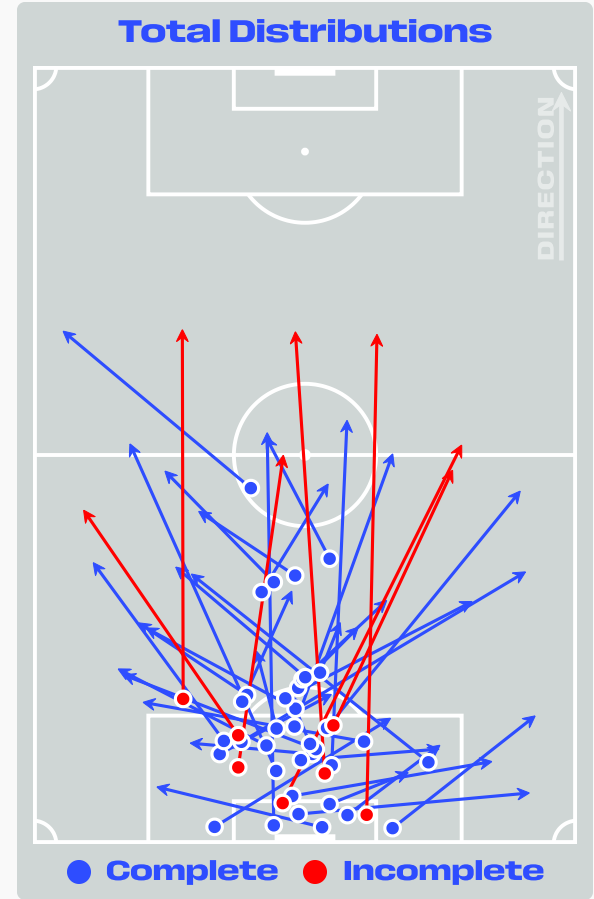
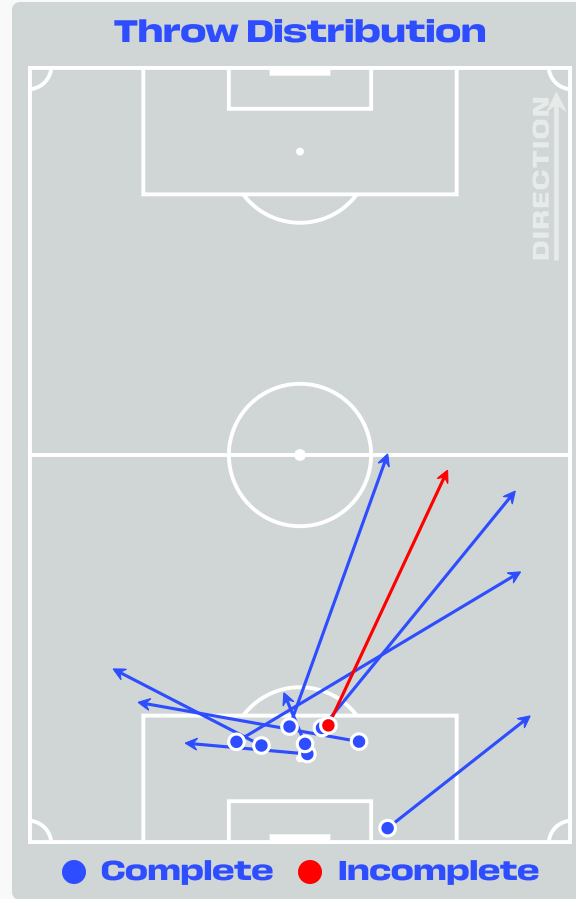
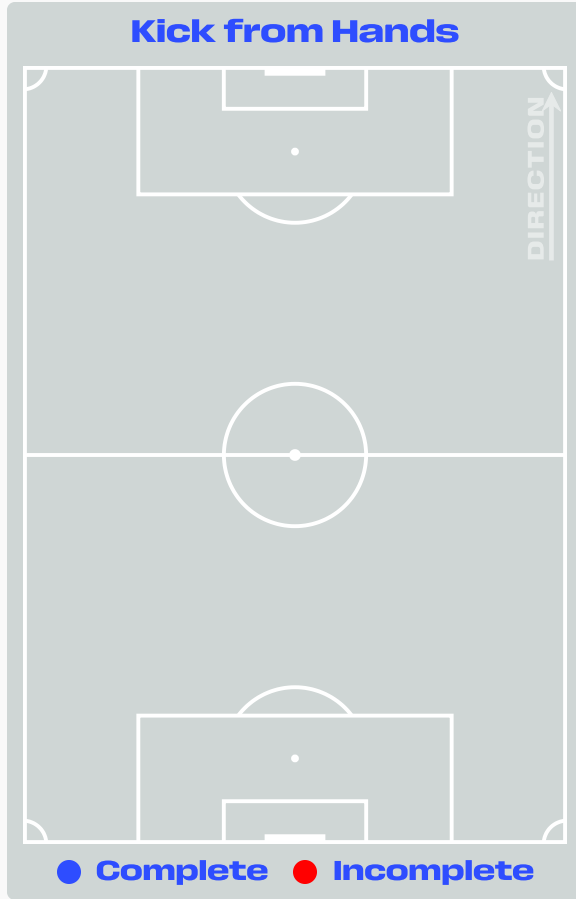
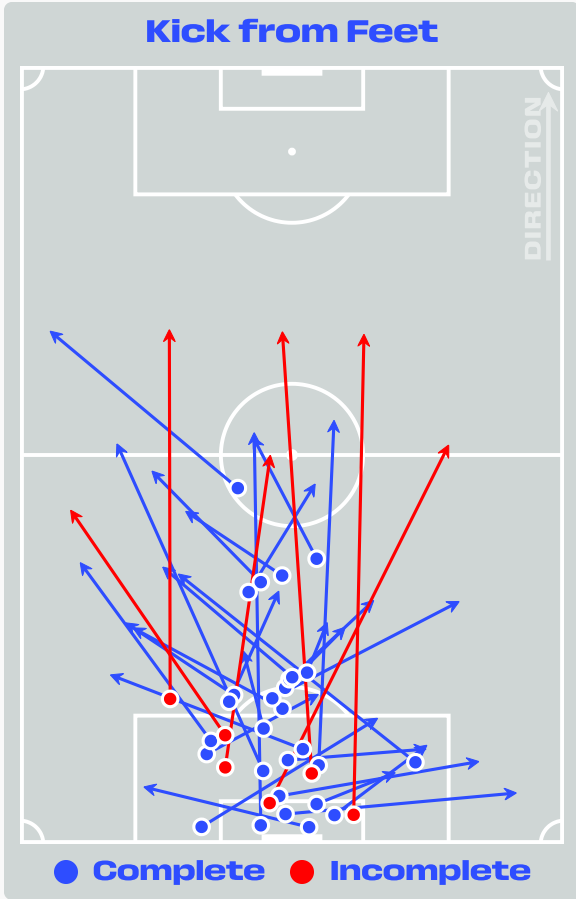
60

Total Involvements

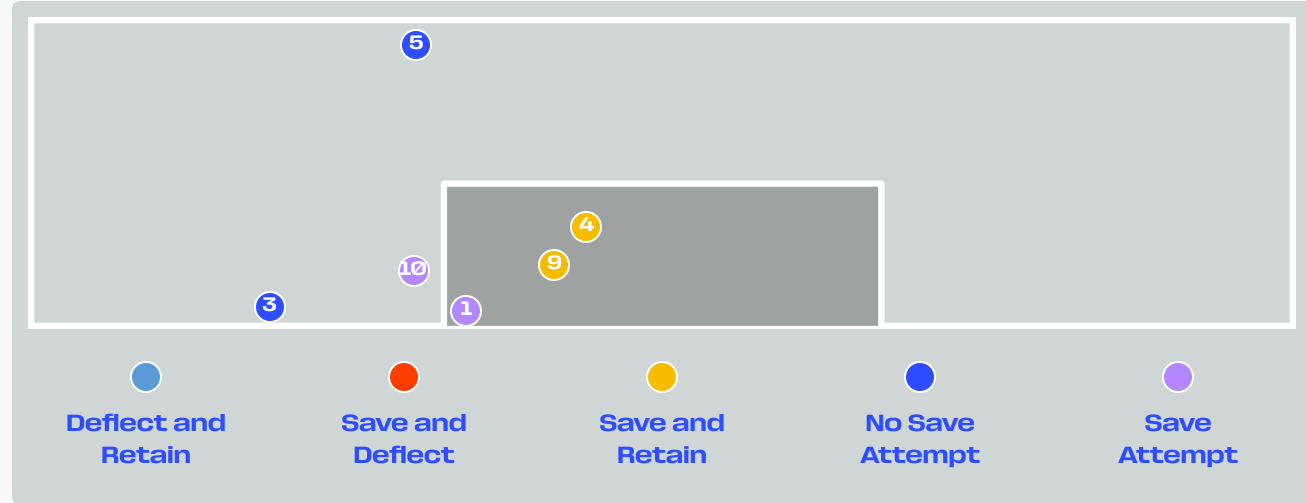
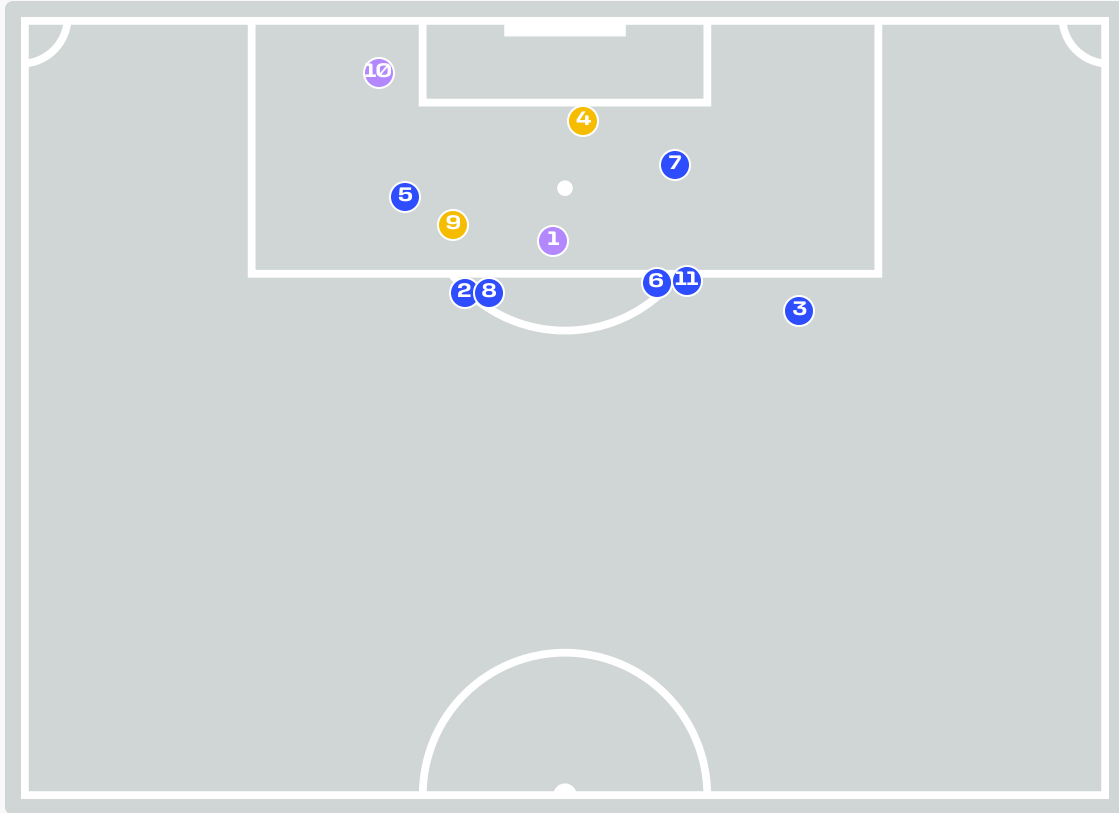
Goalkeeping Distribution



Goalkeeping Distribution

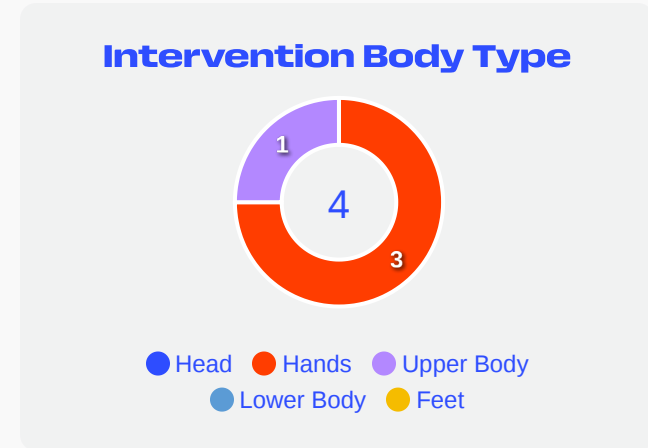
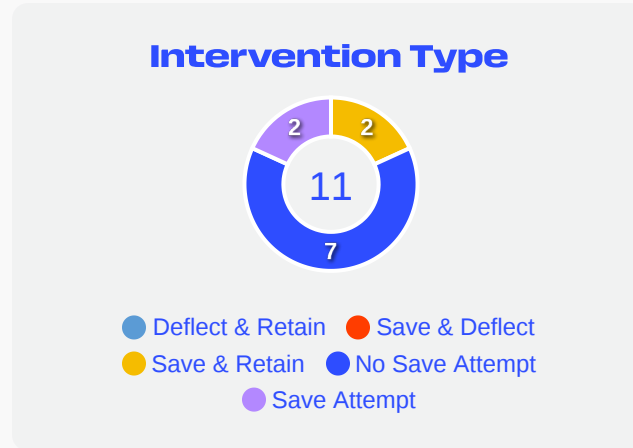


Goal Prevention



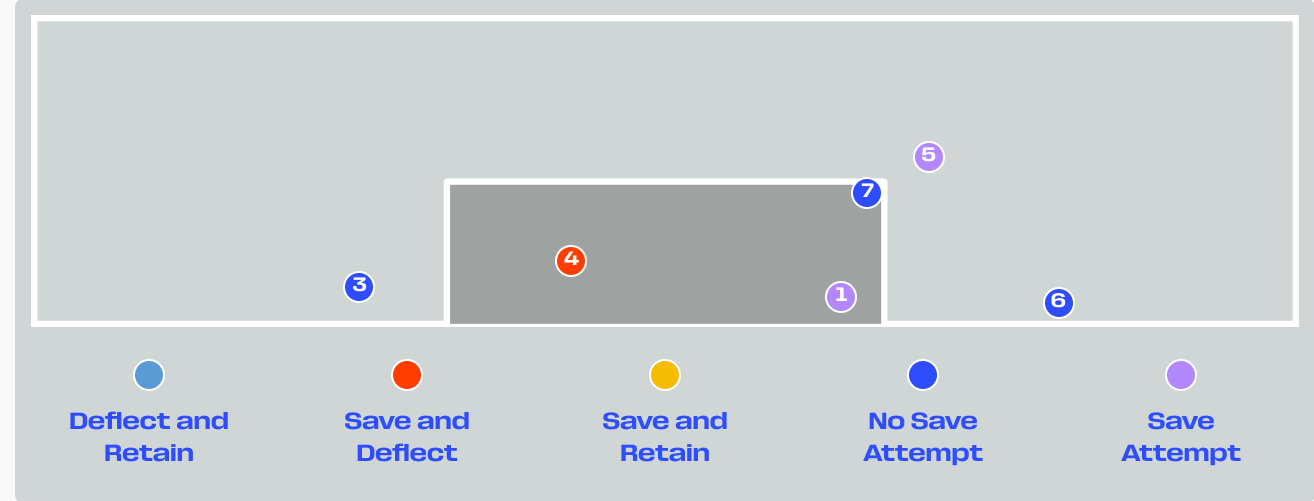
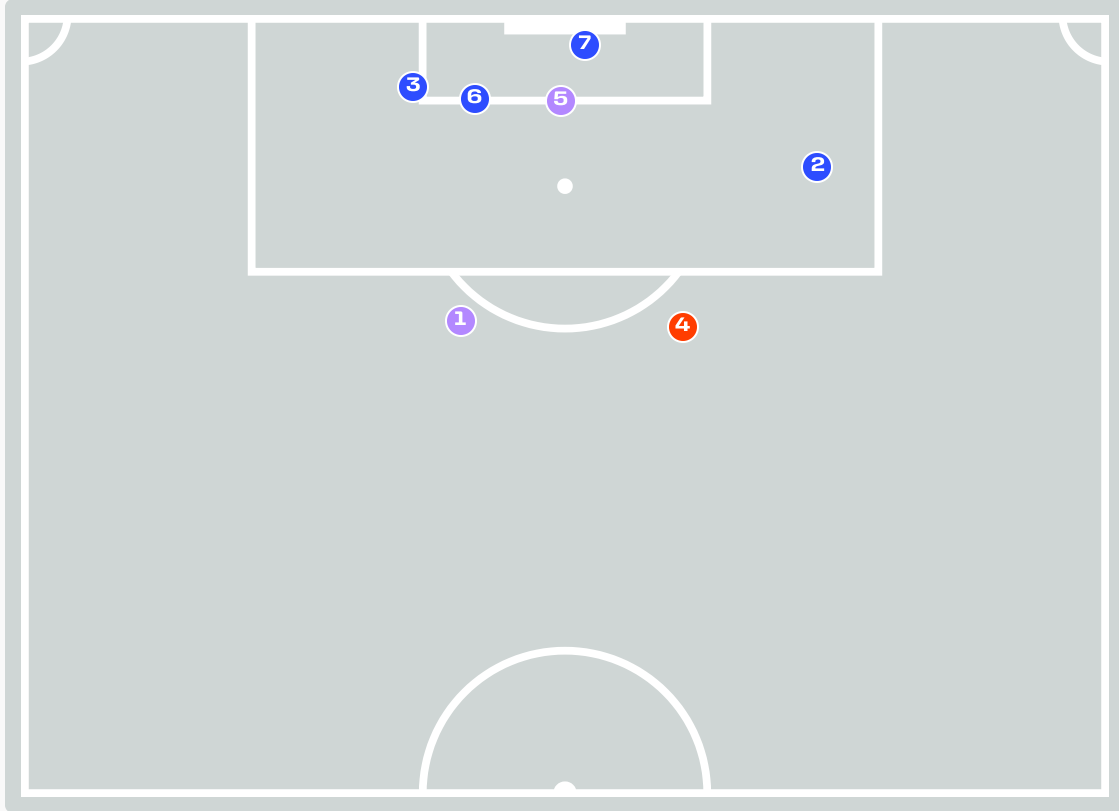
11
Total Attempts on Goal Faced

67
Save %



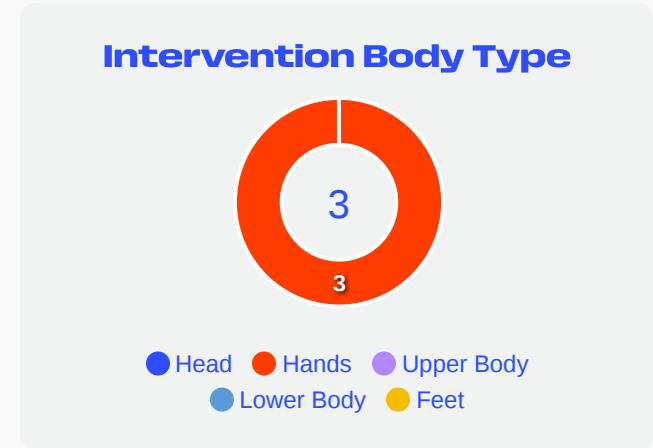
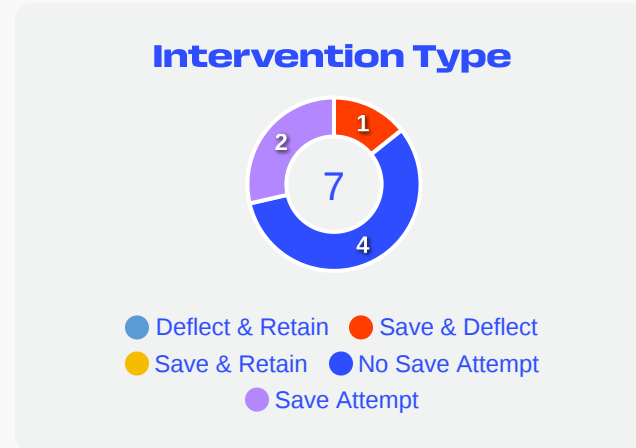
Total Attempts on Goal Faced	Total Goal Interventions	Save & Retain	Deflect & Retain	Save & Deflect	Save Attempt	No Save Attempt
11	2	2	0	0	2	7

Goal Prevention



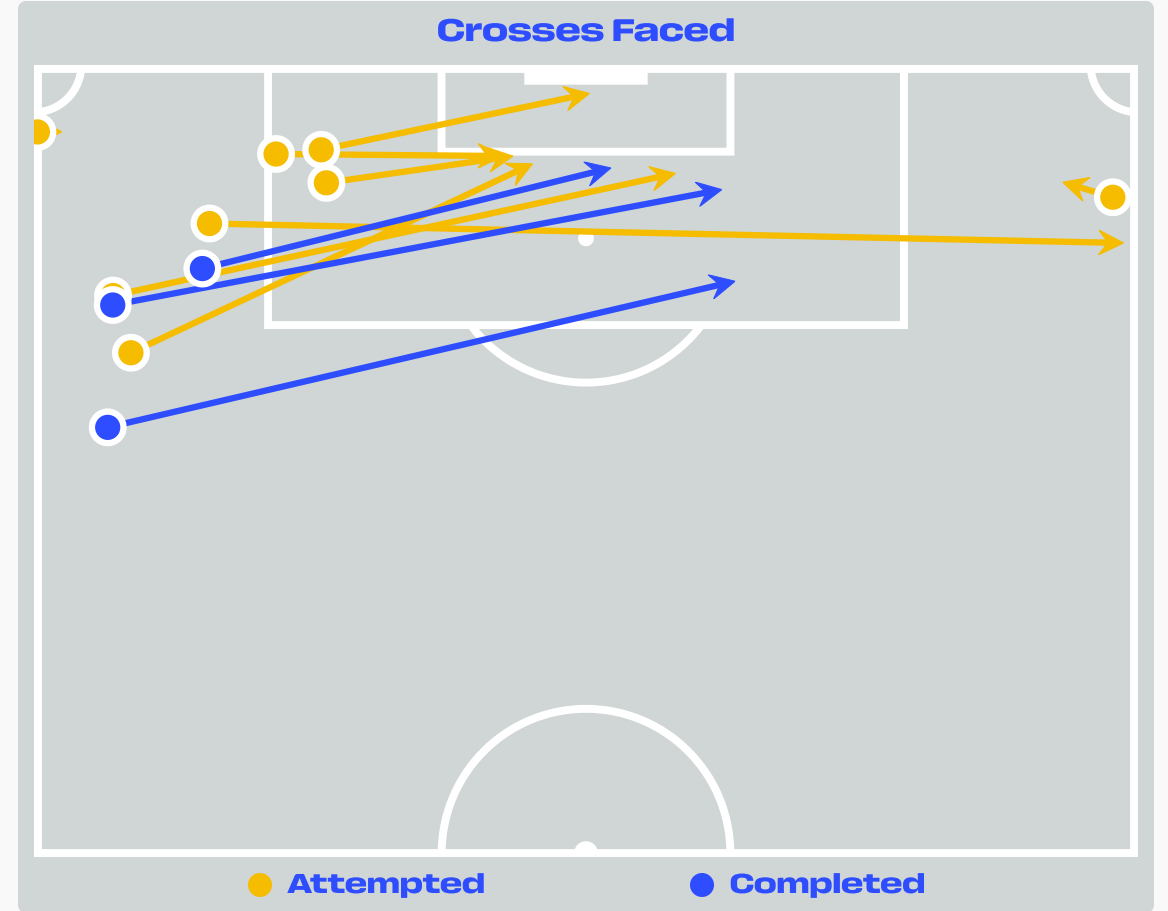

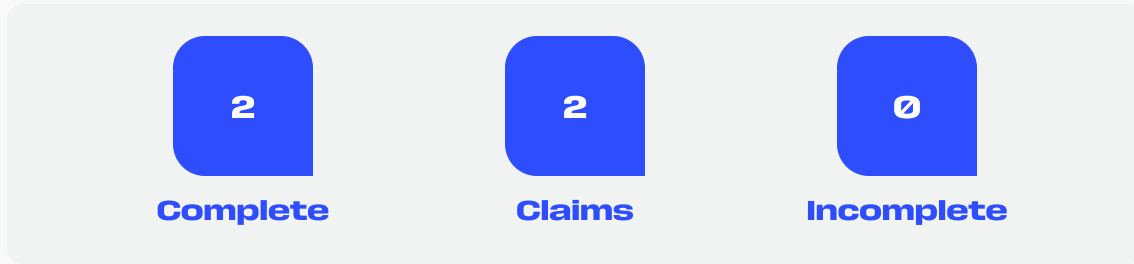
7
Total Attempts on Goal Faced

33
Save %



Total Attempts on Goal Faced	Total Goal Interventions	Save & Retain	Deflect & Retain	Save & Deflect	Save Attempt	No Save Attempt
7	1	0	0	1	2	4

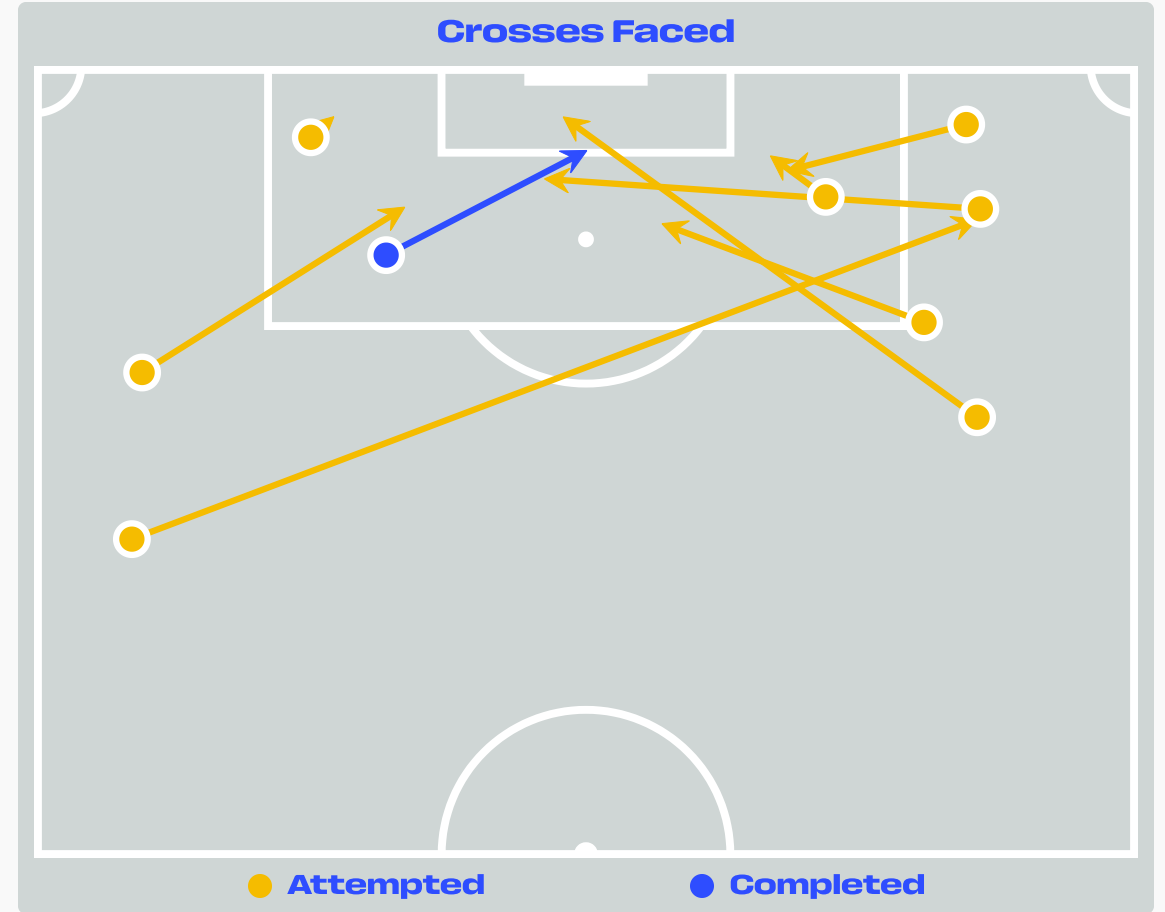


Aerial Control



Delivery Types Faced

Total	In Swing	Out Swing	Driven	Lofted	Cutback	Push
16	4	8	0	2	0	2

Aerial Control



Delivery Types Faced

Total	In Swing	Out Swing	Driven	Lofted	Cutback	Push
14	4	8	1	0	1	0

SET PLAYS



Ecuador v Germany

Set Plays

31
Total Set Plays

10
Total Free Kicks

0
Total Penalties

3
Total Corners

18
Total Throw Ins

Free Kicks	
Type	Total
Direct	10
Direct (on target)	0
Direct (off target)	0
Indirect	0

Corners			
Delivery Type	From Left Side	From Right Side	Total
Direct to Area	1	2	3
Short	0	0	0
Edge of Penalty Area	0	0	0

Corners	
Delivery Style	Total
Inswing	3
Outswing	0
Driven	0
Lofted	0

Set Plays



38
Total Set Plays

15
Total Free Kicks

0
Total Penalties

2
Total Corners

21
Total Throw Ins

Free Kicks	
Type	Total
Direct	15
Direct (on target)	0
Direct (off target)	0
Indirect	0

Corners			
Delivery Type	From Left Side	From Right Side	Total
Direct to Area	1	1	2
Short	0	0	0
Edge of Penalty Area	0	0	0

Corners	
Delivery Style	Total
Inswing	2
Outswing	0
Driven	0
Lofted	0

INDIVIDUAL DATA IN POSSESSION



Ecuador v Germany

In Possession - Distributions



#	Player	Passes Attempted	Passes Completed	Pass Completion %	Switches of Play	Crosses Attempted	Crosses Completed	Line Breaks Attempted	Line Breaks Completed	Line Break Completion %	Ball Progressions	Take Ons	Step Ins	Attempts at Goal	Goals
1	Hernan GALINDEZ	24	17	71%	0	0	0	15	8	53%	0	0	0	0	0
3	Piero HINCAPIE	27	25	93%	0	3	0	8	2	25%	2	2	0	0	0
4	Joel ORDONEZ	36	32	89%	0	0	0	9	7	78%	2	2	0	0	0
6	Willian PACHO	48	41	85%	0	0	0	8	4	50%	0	0	0	0	0
9	John YEBOAH	21	17	81%	0	3	1	7	4	57%	5	3	2	0	0
13	Enner VALENCIA	12	10	83%	0	0	0	2	1	50%	2	2	0	2	0
15	Pedro VITE	65	54	83%	2	1	1	21	17	81%	1	1	0	0	0
19	Gonzalo PLATA	32	22	69%	0	2	0	6	0	0%	3	3	0	2	1
20	Nilson ANGULO	25	18	72%	0	1	0	6	4	67%	7	7	0	1	1
21	Alan FRANCO	15	13	87%	0	2	0	3	2	67%	0	0	0	0	0
23	Moises CAICEDO	61	55	90%	0	2	2	13	9	69%	2	1	1	1	0
2	Felix TORRES	0	0	0%	0	0	0	0	0	0%	0	0	0	0	0
7	Pervis ESTUPINAN	8	7	88%	0	0	0	3	1	33%	0	0	0	0	0
11	Kevin RODRIGUEZ	7	7	100%	0	0	0	1	1	100%	0	0	0	1	0
16	Jordy CAICEDO	2	2	100%	0	0	0	0	0	0%	0	0	0	0	0
17	Angelo PRECIADO	6	5	83%	0	0	0	2	1	50%	0	0	0	0	0

In Possession - Offers & Receptions



			Offer movement types						
#	Player	Total Offers	In Front	In Between	Out to In	In to Out	In Behind	No Movement	Offers Received
1	Hernan GALINDEZ	10	0	0	0	0	0	10	6
3	Piero HINCAPIE	32	4	3	0	2	12	11	9
4	Joel ORDONEZ	1	0	0	0	0	0	1	1
6	Willian PACHO	16	1	0	0	0	0	15	6
9	John YEBOAH	19	7	0	0	2	8	2	11
13	Enner VALENCIA	15	4	3	0	0	8	0	5
15	Pedro VITE	50	20	5	0	1	2	22	23
19	Gonzalo PLATA	26	6	5	1	1	4	9	10
20	Nilson ANGULO	21	5	4	2	0	6	4	4
21	Alan FRANCO	5	1	0	0	0	3	1	3
23	Moises CAICEDO	36	12	5	1	2	2	14	18
2	Felix TORRES	0	0	0	0	0	0	0	0
7	Pervis ESTUPINAN	7	2	0	1	1	1	2	2
11	Kevin RODRIGUEZ	10	0	4	0	0	6	0	3
16	Jordy CAICEDO	0	0	0	0	0	0	0	0
17	Angelo PRECIADO	4	0	0	0	1	1	2	2

In Possession - Distributions



#	Player	Passes Attempted	Passes Completed	Pass Completion %	Switches of Play	Crosses Attempted	Crosses Completed	Line Breaks Attempted	Line Breaks Completed	Line Break Completion %	Ball Progressions	Take Ons	Step Ins	Attempts at Goal	Goals
1	Manuel NEUER	43	36	84%	0	0	0	14	7	50%	0	0	0	0	0
2	Antonio RUEDIGER	73	69	95%	0	0	0	6	5	83%	1	0	1	0	0
4	Jonathan TAH	96	92	96%	1	0	0	14	13	93%	2	2	0	0	0
5	Aleksandar PAVLOVIC	41	35	85%	0	0	0	8	8	100%	1	1	0	0	0
6	Joshua KIMMICH	68	62	91%	0	1	0	31	25	81%	0	0	0	0	0
7	Kai HAVERTZ	16	12	75%	0	0	0	0	0	0%	0	0	0	1	0
10	Jamal MUSIALA	29	25	86%	0	1	0	6	5	83%	5	4	1	1	0
17	Florian WIRTZ	34	27	79%	0	1	1	10	9	90%	6	5	1	3	0
19	Leroy SANE	48	39	81%	0	0	0	9	4	44%	3	2	1	2	1
22	David RAUM	44	38	86%	1	12	3	14	8	57%	2	2	0	0	0
23	Felix NMECHA	22	20	91%	1	0	0	7	6	86%	2	0	2	2	0
13	Pascal GROSS	14	14	100%	0	1	0	5	5	100%	1	1	0	1	0
14	Maximilian BEIER	13	6	46%	0	0	0	6	2	33%	1	1	0	0	0
16	Angelo STILLER	34	31	91%	0	0	0	10	8	80%	0	0	0	0	0
24	Malick THIAW	31	26	84%	0	0	0	13	9	69%	1	1	0	0	0
26	Deniz UNDAV	6	5	83%	0	0	0	0	0	0%	0	0	0	1	0

In Possession - Offers & Receptions



			Offer movement types						
#	Player	Total Offers	In Front	In Between	Out to In	In to Out	In Behind	No Movement	Offers Received
1	Manuel NEUER	12	0	0	0	0	0	12	3
2	Antonio RUEDIGER	2	2	0	0	0	0	0	1
4	Jonathan TAH	11	1	0	0	0	0	10	6
5	Aleksandar PAVLOVIC	25	13	8	1	1	0	2	8
6	Joshua KIMMICH	7	2	0	0	0	0	5	5
7	Kai HAVERTZ	23	0	8	1	1	12	1	1
10	Jamal MUSIALA	62	12	29	2	4	8	7	24
17	Florian WIRTZ	54	10	17	1	2	14	10	18
19	Leroy SANE	25	9	5	1	0	3	7	12
22	David RAUM	40	12	1	1	0	19	7	15
23	Felix NMECHA	28	10	3	4	2	3	6	13
13	Pascal GROSS	9	3	1	0	0	4	1	1
14	Maximilian BEIER	12	2	1	0	0	4	5	5
16	Angelo STILLER	28	14	9	2	0	0	3	11
24	Malick THIAW	1	0	0	0	0	0	1	0
26	Deniz UNDAV	1	0	0	0	0	1	0	0

INDIVIDUAL DATA OUT OF POSSESSION



Ecuador v Germany

Out of Possession



#	Player	Tackles Made / Won	Blocks	Interceptions	Pressing Direct	Pressing Indirect	Duels Won - Aerial	Duels Won - Physical	Possession Contests won	Clearances	Loose Ball Receptions	Pushing On	Pushing On into Pressing	Possession Regains	Possession Interrupted
1	Hernan GALINDEZ	0 / 0	0	0	0	0	0	0	0	0	1	0	0	4	0
3	Piero HINCAPIE	2 / 1	2	1	8	16	0	0	0	3	2	40	15	5	1
4	Joel ORDONEZ	7 / 3	3	1	0	6	1	0	1	7	3	17	3	6	8
6	Willian PACHO	1 / 0	3	2	1	9	1	1	3	6	9	16	4	7	3
9	John YEBOAH	3 / 0	1	1	8	24	1	0	1	1	5	18	9	2	1
13	Enner VALENCIA	1 / 0	0	0	2	24	2	0	2	0	3	16	6	0	0
15	Pedro VITE	13 / 5	2	3	9	22	1	0	4	3	14	35	17	10	8
19	Gonzalo PLATA	6 / 1	1	0	5	43	0	0	2	1	3	47	29	1	3
20	Nilson ANGULO	3 / 0	2	3	9	40	1	0	1	0	5	62	32	3	2
21	Alan FRANCO	4 / 2	2	1	4	8	1	1	2	5	0	31	3	5	7
23	Moises CAICEDO	4 / 1	6	0	8	18	1	0	2	2	6	31	14	5	6
2	Felix TORRES	1 / 0	0	0	1	0	1	0	1	1	0	0	0	0	1
7	Pervis ESTUPINAN	1 / 0	0	0	1	4	1	0	1	4	1	9	4	1	0
11	Kevin RODRIGUEZ	0 / 0	1	0	1	8	4	0	5	0	1	6	3	1	0
16	Jordy CAICEDO	1 / 0	0	0	1	8	1	0	1	1	1	9	7	0	1
17	Angelo PRECIADO	0 / 0	0	1	0	11	0	0	0	3	0	9	7	1	2

Out of Possession



#	Player	Tackles Made / Won	Blocks	Interceptions	Pressing Direct	Pressing Indirect	Duels Won - Aerial	Duels Won - Physical	Possession Contests won	Clearances	Loose Ball Receptions	Pushing On	Pushing On into Pressing	Possession Regains	Possession Interrupted
1	Manuel NEUER	0 / 0	0	0	0	0	0	0	0	0	6	0	0	9	0
2	Antonio RUEDIGER	2 / 1	3	1	1	3	2	1	3	5	4	7	0	7	4
4	Jonathan TAH	2 / 2	4	0	2	4	2	0	2	3	12	6	4	7	2
5	Aleksandar PAVLOVIC	1 / 0	5	1	5	16	0	1	2	0	8	16	7	3	4
6	Joshua KIMMICH	3 / 2	3	0	1	9	0	0	0	1	1	5	2	4	1
7	Kai HAVERTZ	3 / 1	0	0	3	18	3	0	5	0	2	18	12	1	2
10	Jamal MUSIALA	1 / 0	4	0	5	31	0	0	2	0	6	31	18	2	1
17	Florian WIRTZ	2 / 1	1	1	4	18	0	0	1	0	6	27	10	3	1
19	Leroy SANE	3 / 2	1	1	3	21	0	0	0	3	3	18	13	5	2
22	David RAUM	6 / 1	2	1	8	14	0	0	0	1	7	23	14	2	3
23	Felix NMECHA	3 / 0	1	0	3	12	1	0	1	1	3	13	2	2	2
13	Pascal GROSS	1 / 0	1	0	1	14	0	0	0	0	4	8	7	0	0
14	Maximilian BEIER	1 / 0	1	0	1	8	1	0	1	0	1	6	2	1	0
16	Angelo STILLER	2 / 1	1	1	1	6	0	0	0	2	3	6	0	2	2
24	Malick THIAW	2 / 2	2	0	3	4	1	0	1	1	4	3	3	5	3
26	Deniz UNDAV	0 / 0	0	0	0	12	0	0	0	0	0	8	4	0	0

INDIVIDUAL DATA PHYSICAL



Ecuador v Germany

Physical Data



#	Player	Total Distance (m)	Zone 1: 0-7 km/h (m)	Zone 2: 7-15 km/h (m)	Zone 3: 15-20 km/h (m)	Zone 4: 20-25 km/h (m)	Zone 5: 25+ km/h (m)	High Speed Runs (Zone 3)	Sprints (Zone 4 & 5)	Top Speed (km/h)
1	Hernan GALINDEZ	4750.1	4053.4	638.4	58.3	0	0	6.0	0	19.8
3	Piero HINCAPIE	8243.2	2796.9	3366.4	1191.4	595.5	293.1	76.0	47.0	31.6
4	Joel ORDONEZ	9575.4	4176.6	3817.2	1047.8	485.2	48.6	95.0	35.0	27.7
6	Willian PACHO	9068.4	4631.7	3124.3	788.0	329.2	195.2	74.0	28.0	32.5
9	John YEBOAH	8458.4	3299.3	3099.3	1135.5	627.2	297.2	116.0	53.0	33.9
13	Enner VALENCIA	6962.7	2783.3	3192.1	563.2	321.1	103.0	51.0	22.0	31.3
15	Pedro VITE	10972.3	3940.4	4326.1	1887.0	691.9	127.0	155.0	48.0	28.6
19	Gonzalo PLATA	11449.5	3860.6	5180.6	1431.5	695.1	281.8	128.0	54.0	30.1
20	Nilson ANGULO	9517.8	3771.8	3577.0	1243.8	621.1	304.1	99.0	49.0	33.0
21	Alan FRANCO	7166.8	2885.2	2854.4	855.4	432.4	139.4	78.0	36.0	31.2
23	Moises CAICEDO	11068.8	3839.7	4953.5	1584.5	536.6	154.5	136.0	39.0	30.5
2	Felix TORRES	989.2	554.3	394.8	36.1	4.0	0	5.0	0	20.5
7	Pervis ESTUPINAN	2912.7	1019.5	1115.1	553.8	184.0	40.3	47.0	14.0	27.0
11	Kevin RODRIGUEZ	3638.4	1276.5	1354.1	610.4	282.4	114.9	44.0	26.0	32.5
16	Jordy CAICEDO	1531.0	510.1	673.1	267.1	67.3	13.4	21.0	8.0	26.7
17	Angelo PRECIADO	3528.7	1367.9	1397.1	448.9	190.2	124.5	43.0	15.0	31.4

Physical Data



#	Player	Total Distance (m)	Zone 1: 0-7 km/h (m)	Zone 2: 7-15 km/h (m)	Zone 3: 15-20 km/h (m)	Zone 4: 20-25 km/h (m)	Zone 5: 25+ km/h (m)	High Speed Runs (Zone 3)	Sprints (Zone 4 & 5)	Top Speed (km/h)
1	Manuel NEUER	5766.4	4338.3	1223.7	184.0	20.4	0	18.0	1.0	21.1
2	Antonio RUEDIGER	9538.6	4339.4	3750.2	928.5	347.1	173.3	92.0	27.0	33.1
4	Jonathan TAH	9949.7	3992.4	4495.6	932.3	353.7	175.7	86.0	26.0	31.2
5	Aleksandar PAVLOVIC	6203.6	1697.7	2843.7	1188.4	395.1	78.7	101.0	30.0	30.9
6	Joshua KIMMICH	7128.5	2450.9	3294.6	940.5	317.8	124.6	77.0	23.0	31.2
7	Kai HAVERTZ	7524.6	2487.6	2939.0	1281.8	549.1	267.0	105.0	36.0	30.7
10	Jamal MUSIALA	10651.0	3906.2	4474.7	1450.3	651.4	168.3	128.0	48.0	30.8
17	Florian WIRTZ	8697.2	2854.2	3567.3	1306.6	695.0	274.2	127.0	56.0	31.5
19	Leroy SANE	10442.6	3888.7	3660.3	1704.9	759.9	428.9	129.0	60.0	33.5
22	David RAUM	10779.8	4048.8	3721.4	1838.8	739.9	430.9	153.0	58.0	33.7
23	Felix NMECHA	7542.2	2835.4	3029.3	1173.8	410.9	92.7	110.0	29.0	28.4
13	Pascal GROSS	3218.5	759.9	1491.6	696.1	239.1	31.8	58.0	15.0	30.7
14	Maximilian BEIER	3573.9	1059.7	1611.4	521.5	203.4	177.9	46.0	16.0	32.7
16	Angelo STILLER	5947.3	1701.6	2886.2	1050.2	255.4	53.9	85.0	18.0	26.6
24	Malick THIAW	3878.9	1207.5	1830.4	612.8	204.7	23.5	51.0	15.0	26.5
26	Deniz UNDAV	3667.3	1368.7	1532.8	534.1	190.9	40.7	46.0	14.0	26.4



TM