



## **South Africa 1 - 0 Korea Republic**

Group A - Match 54

24 June 2026

19:00 Kick Off

Monterrey Stadium

# **POST MATCH SUMMARY REPORT**

# Match Summary - Teams



1 - 0

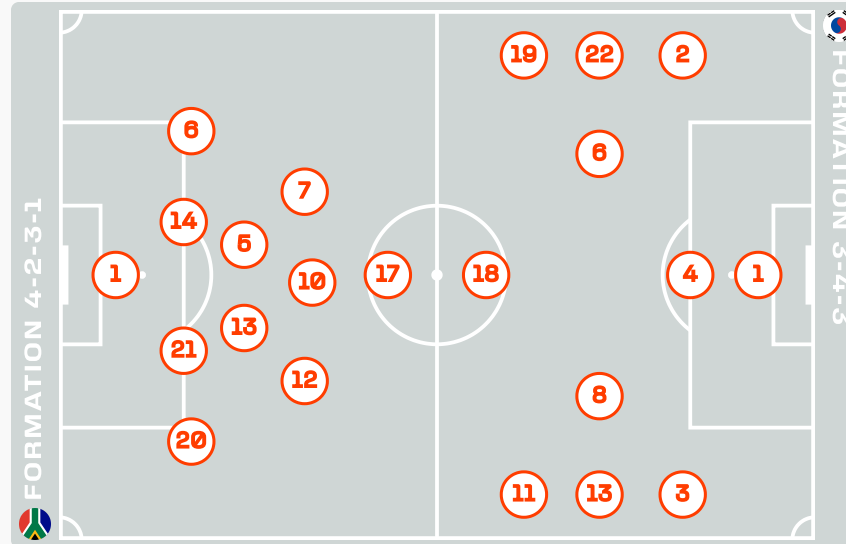


## STARTING

- 1 GK Ronwen WILLIAMS
- 5 MF Thalente MBATHA
- 6 DF Aubrey MODIBA 72'
- 7 FW Oswin APPOLLIS ↓ 62'
- 10 FW Relebohile MOFOKENG ↓ 80'
- 12 FW Thapelo MASEKO ⚽ 63' ↓ 75'
- 13 MF Sphephelo SITHOLE
- 14 DF Mbekezeli MBOKAZI
- 17 FW Evidence MAKGOPA
- 20 DF Khuliso MUDAU
- 21 DF Ime OKON

## SUBSTITUTES

- 16 GK Sipho CHAINE
- 22 GK Ricardo GOSS
- 2 DF Thabang MATULUDI
- 3 DF Khulumani NDAMANE
- 8 FW Tshepang MOREMI ↑ 62'
- 9 FW Lyle FOSTER
- 15 FW Iqraam RAYNERS ↑ 75'
- 18 DF Samukele KABINI
- 19 DF Nkosinathi SIBISI
- 23 MF Jayden ADAMS ↑ 80'
- 24 DF Olwethu MAKHANYA
- 25 FW Kamogelo SEBELEBELE
- 26 DF Bradley CROSS



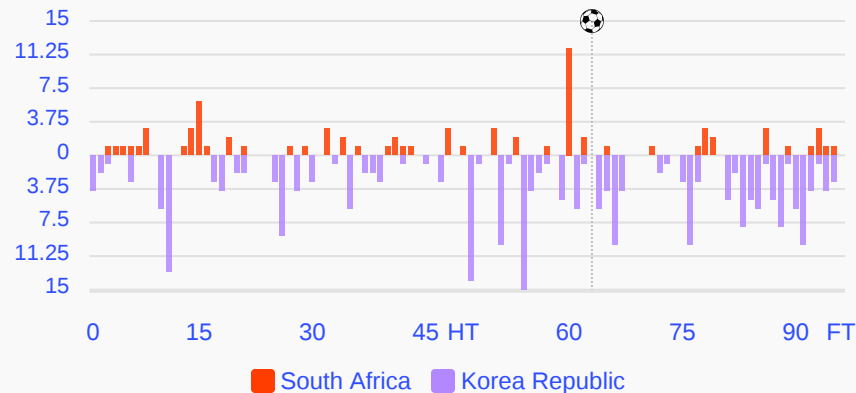
## STARTING

- KIM Seunggyu GK 1
- LEE Hanbeom DF 2
- LEE Gihyuk MF 3
- ↓ 65' KIM Minjae DF 4
- HWANG Inbeom MF 6
- ↓ 45' PAIK Seungho MF 8
- ↓ 45' HWANG Heechan MF 11
- ↓ 45' LEE Taeseok DF 13
- ↓ 74' OH Hyeonggyu FW 18
- LEE Kangin MF 19
- SEOL Youngwoo DF 22

## SUBSTITUTES

- SONG Bumkeun GK 12
- JO Hyeonwoo GK 21
- KIM Taehyeon DF 5
- ↑ 45' SON Heungmin FW 7
- 78' ↑ 74' CHO Guesung FW 9
- LEE Jaesung MF 10
- CHO Wije DF 14
- KIM Moonhwan DF 15
- ↑ 65' PARK Jinseob DF 16
- BAE Junho MF 17
- YANG Hyunjun MF 20
- ↑ 45' CASTROP Jens DF 23
- ↑ 45' KIM Jingyu MF 24
- EOM Jisung MF 25
- LEE Donggyeong MF 26

## Distribution in the Final Third



# Match Summary - Key Statistics



1 - 0



## Possession

Total	30.3%	8.9%	60.9%	Total
1	Goals			0
0.89	xG (Expected Goals)			0.74
13 (4)	Attempts at Goal (On Target)			8 (3)
345 (279)	Total Passes (Complete)			718 (657)
81 %	Pass Completion %			92 %
69	Completed Line Breaks			114
2	Defensive Line Breaks			20
53	Receptions in the Final Third			187
7	Crosses			39
21	Ball Progressions			15
321 (37)	Defensive Pressures Applied (Direct Pressures)			199 (27)
40	Forced Turnovers			28
68	Second Balls			63
111.8 km	Total Distance Covered			111 km
5.4 km	Zone 4 - Low Speed Sprinting: 20-25 km/h			5.4 km



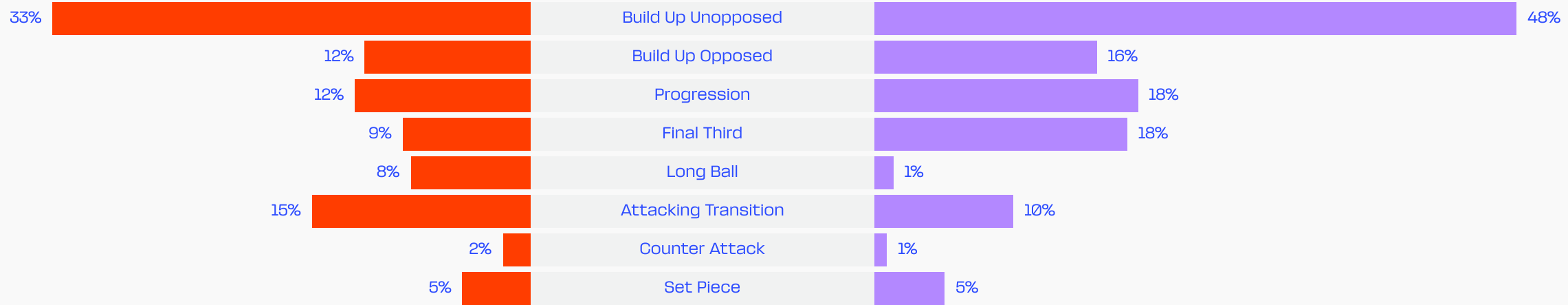
South Africa

Phases of Play

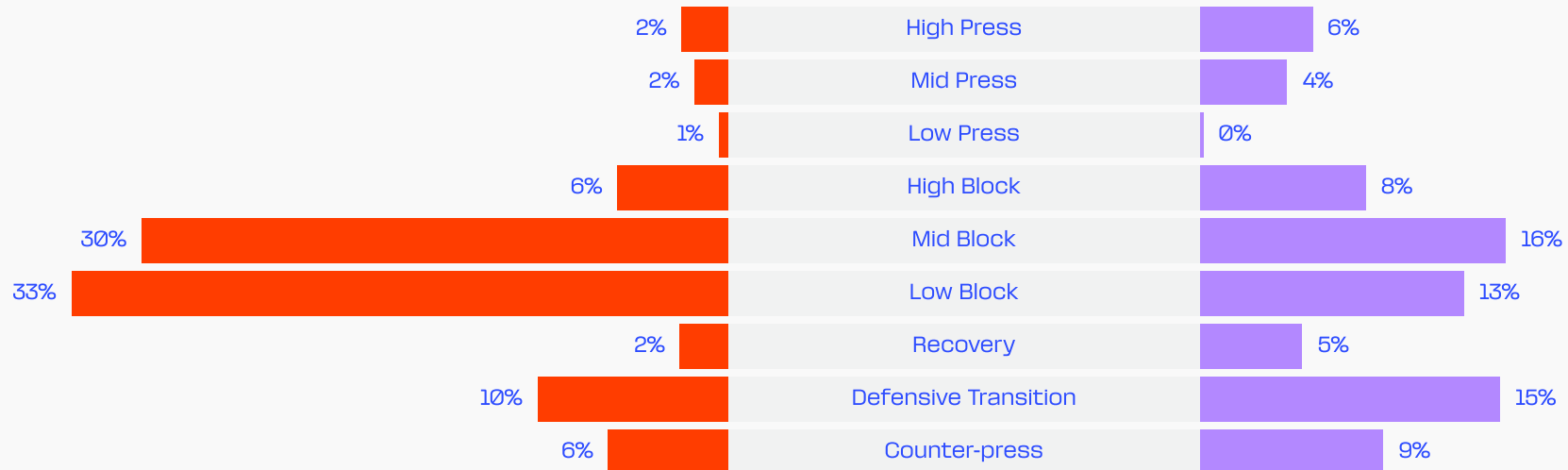
Korea Republic



IN POSSESSION



OUT OF POSSESSION

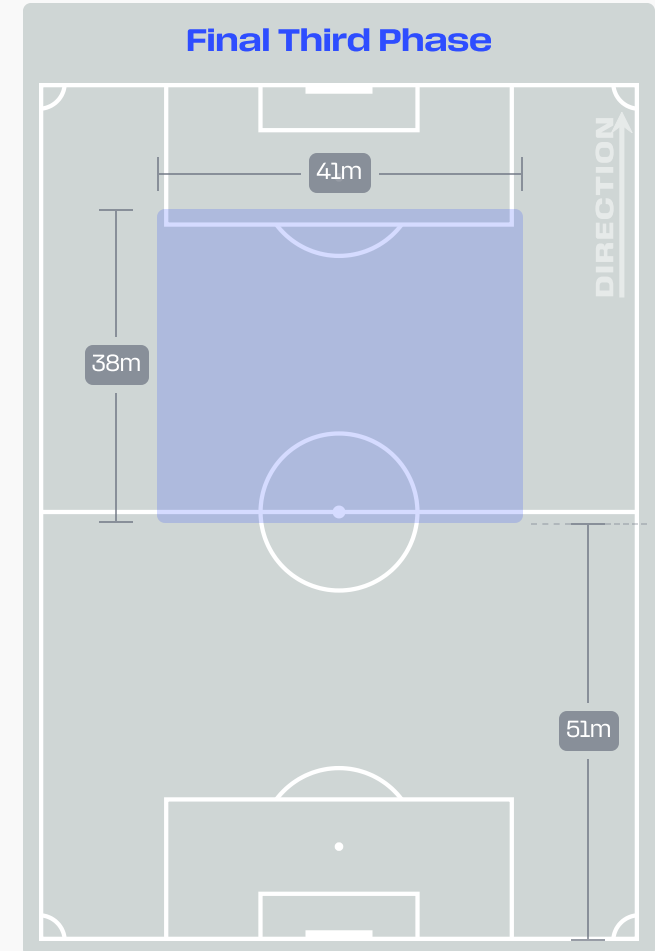
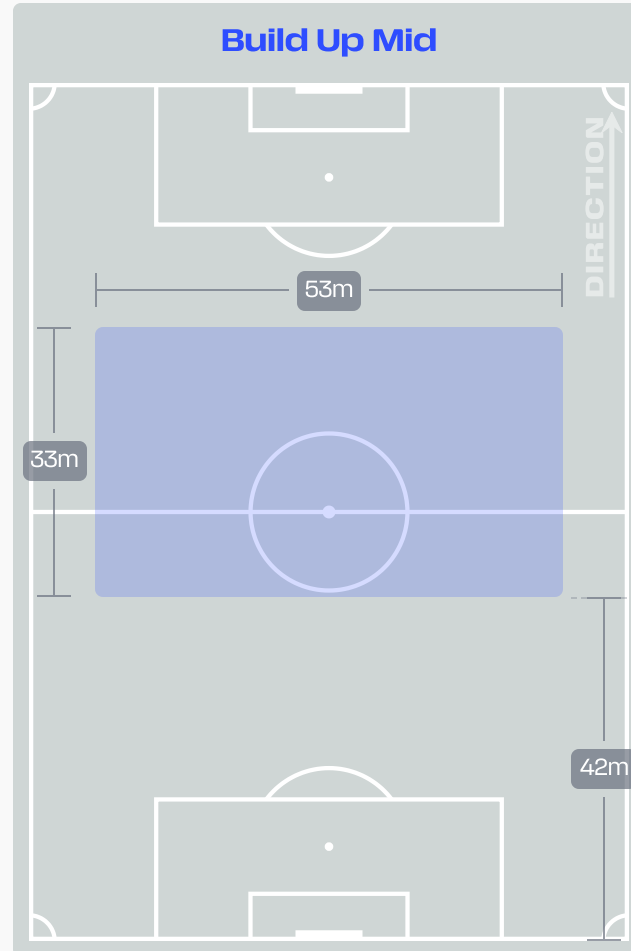
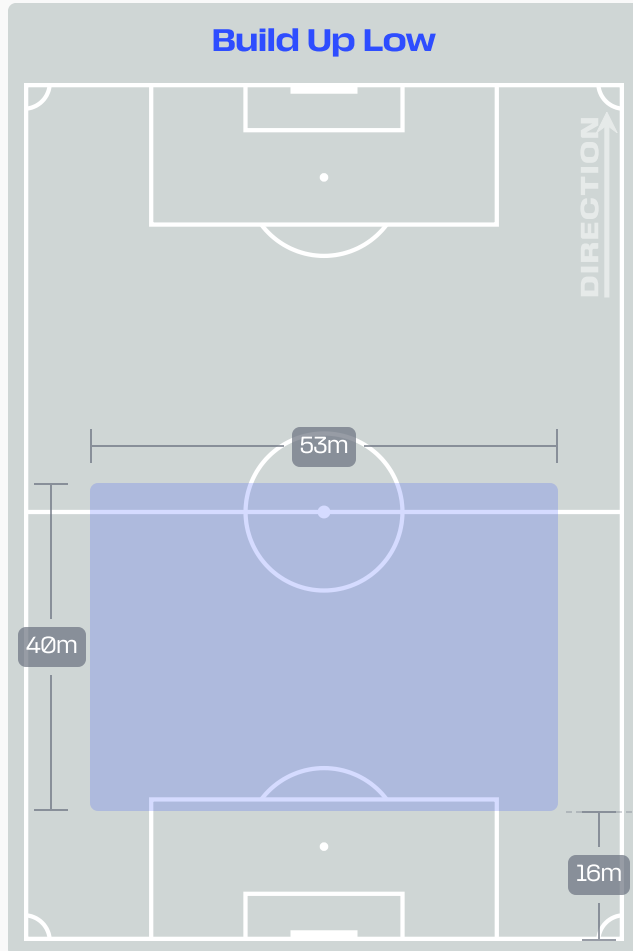


# IN POSSESSION



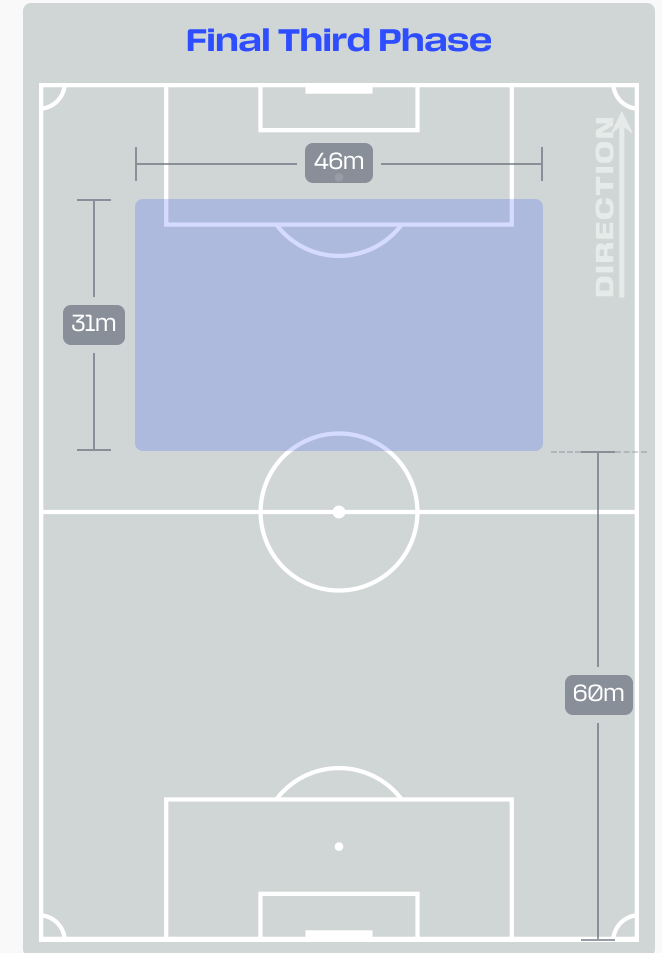
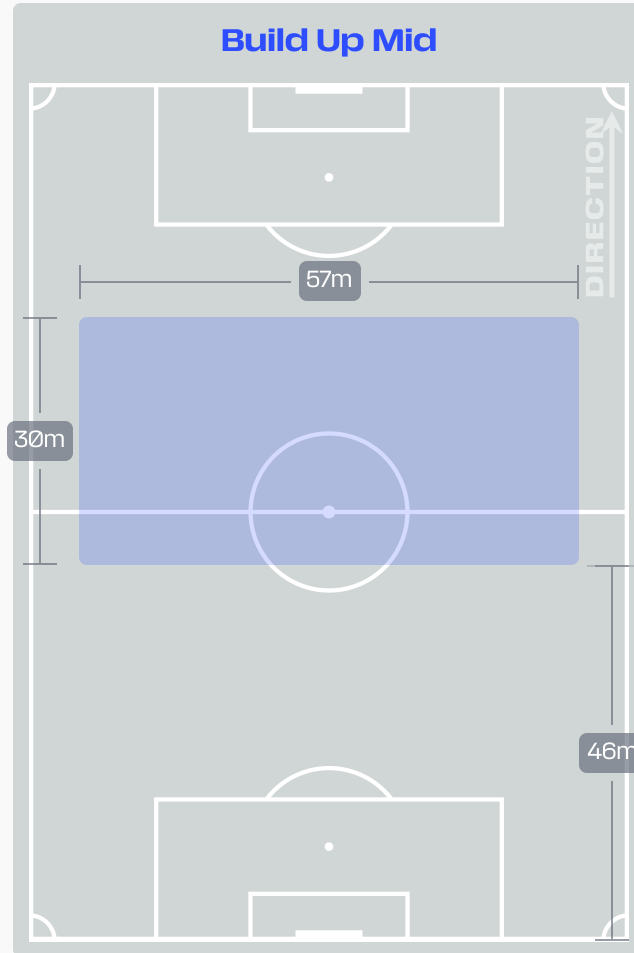
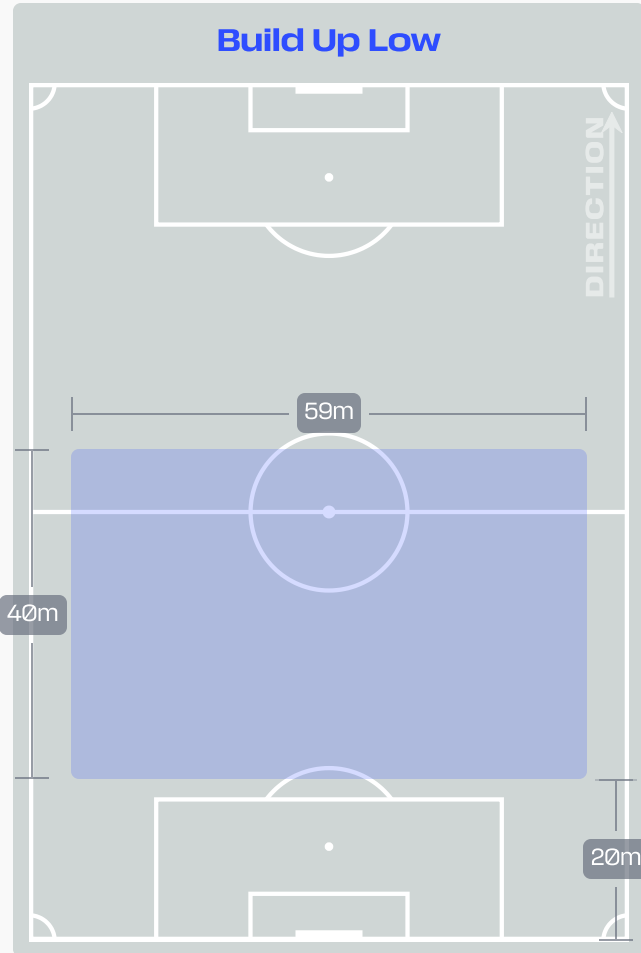
South Africa v Korea Republic

# In Possession Line Height & Team Length



# In Possession Line Height & Team Length

Korea Republic



# Line Breaks

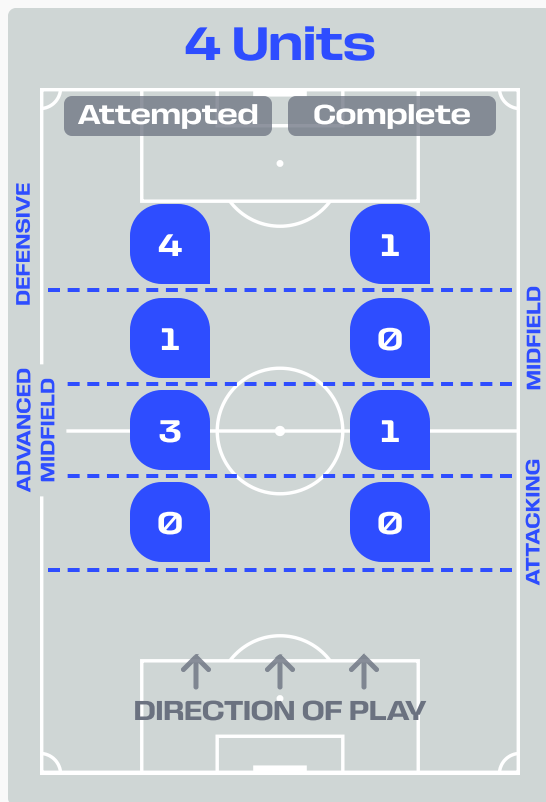


**Attempted Line Breaks**  
**112**

35 Attempted ↑ 28 Complete

25 Attempted ↻ 22 Complete

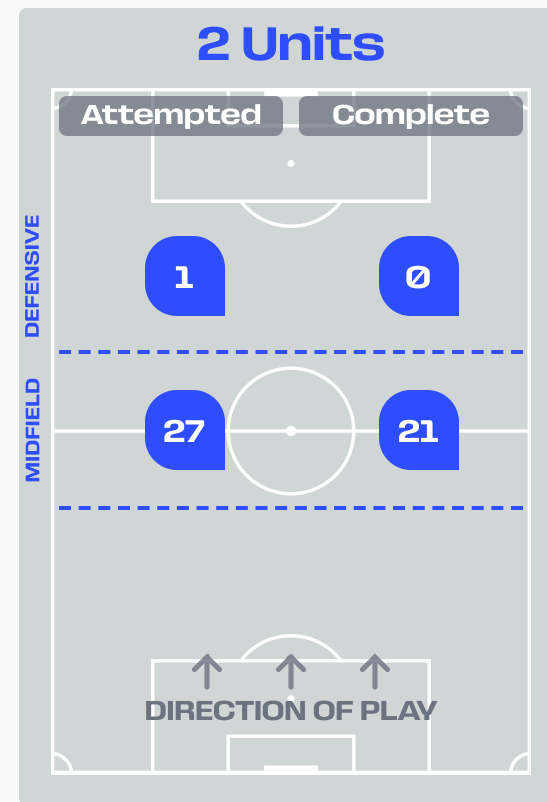
52 Attempted ↺ 19 Complete



<b>Attempted Line Breaks</b>	<b>8</b>
Inside Shape	7
Outside Shape	1



<b>Attempted Line Breaks</b>	<b>76</b>
Inside Shape	55
Outside Shape	21



<b>Attempted Line Breaks</b>	<b>28</b>
Inside Shape	17
Outside Shape	11

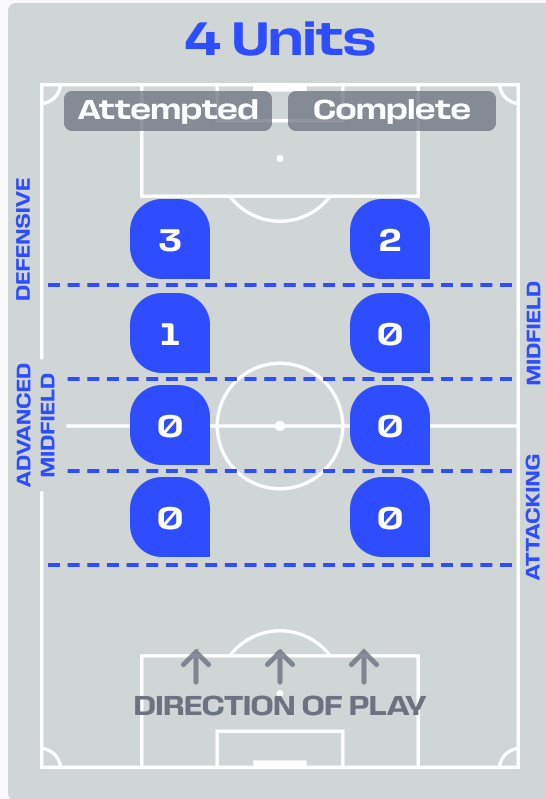
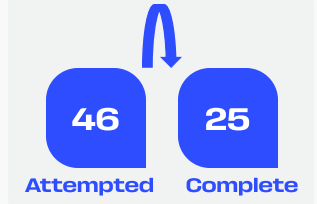
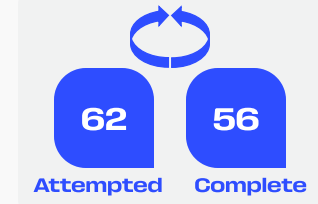
# Line Breaks



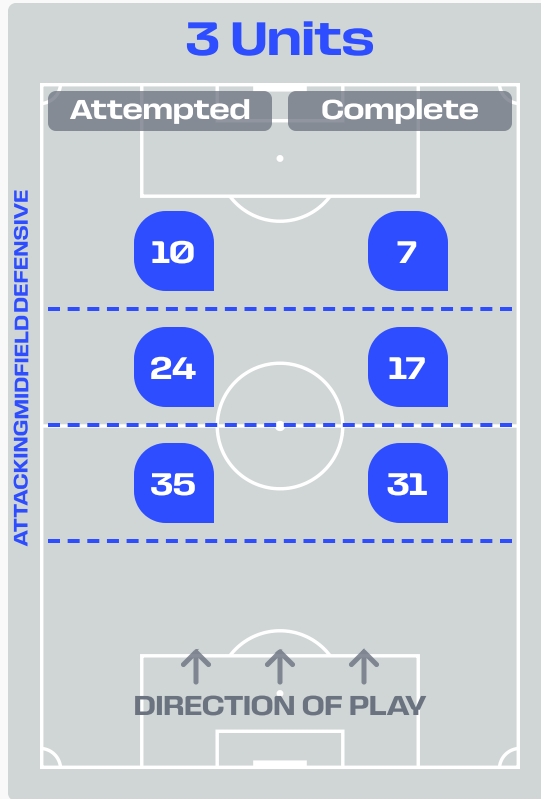
Korea Republic

Attempted Line Breaks

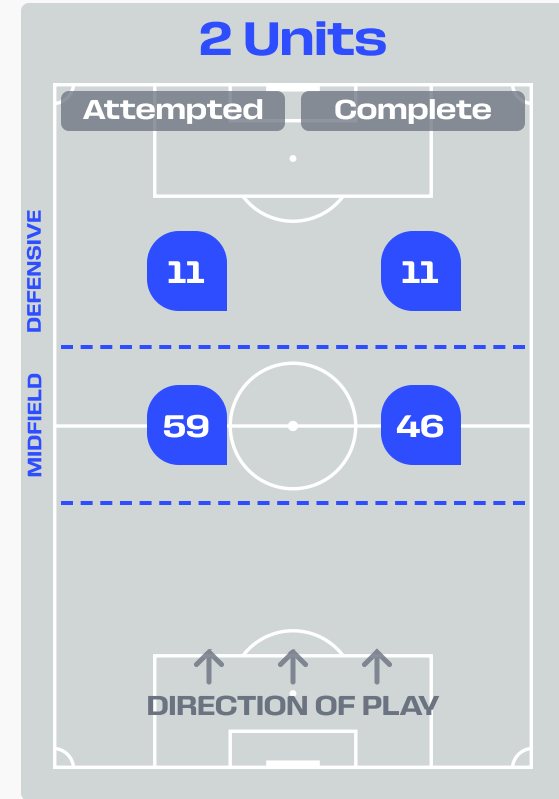
143



<b>Attempted Line Breaks</b>	<b>4</b>
Inside Shape	2
Outside Shape	2



<b>Attempted Line Breaks</b>	<b>69</b>
Inside Shape	26
Outside Shape	43



<b>Attempted Line Breaks</b>	<b>70</b>
Inside Shape	32
Outside Shape	38



# Line Breaks

Korea Republic



					4 Units				3 Units			2 Units		Direction			Distribution Type		
#	Player	Line Breaks Attempted	Line Breaks Completed	Line Break Completion %	Attacking Line	Attacking Midfield Line	Midfield Line	Defensive Line	Attacking Line	Midfield Line	Defensive Line	Midfield Line	Defensive Line	Through	Around	Over	Pass	Cross	Ball Progression
1	KIM Seunggyu	7	3	43%	0	0	0	0	2	1	0	4	0	2	0	5	7	0	0
2	LEE Hanbeom	9	9	100%	0	0	0	0	3	0	0	6	0	0	9	0	9	0	0
3	LEE Gihyuk	19	13	68%	0	0	0	1	6	6	0	6	0	4	10	5	16	3	0
4	KIM Minjae	13	13	100%	0	0	0	0	7	1	0	5	0	6	5	2	12	0	1
6	HWANG Inbeom	19	17	89%	0	0	0	1	4	0	0	12	2	9	5	5	18	1	0
8	PAIK Seungho	14	10	71%	0	0	0	0	5	2	3	4	0	2	7	5	14	0	0
11	HWANG Heechan	4	2	50%	0	0	0	0	0	2	1	1	0	0	3	1	4	0	0
13	LEE Taeseok	2	2	100%	0	0	0	0	0	0	0	0	2	0	2	0	0	0	2
18	OH Hyeongyu	1	1	100%	0	0	0	0	0	0	0	0	1	1	0	0	0	0	1
19	LEE Kangin	17	11	65%	0	0	1	1	0	5	2	6	2	1	3	13	14	3	0
22	SEOL Youngwoo	4	4	100%	0	0	0	0	2	0	1	0	1	0	3	1	4	0	0
7	SON Heungmin	3	3	100%	0	0	0	0	0	1	0	1	1	2	1	0	3	0	0
9	CHO Guesung	0	0	0%	0	0	0	0	0	0	0	0	0	0	0	0	0	0	0
16	PARK Jinseob	5	3	60%	0	0	0	0	2	1	1	1	0	0	3	2	5	0	0
23	CASTROP Jens	4	3	75%	0	0	0	0	1	1	1	0	1	0	2	2	2	1	1
24	KIM Jingyu	22	20	91%	0	0	0	0	3	4	1	13	1	8	9	5	21	1	0

# Passing Networks



#	Passes From ↓ to →	Ronwen WILLIAMS	Thalente MBATHA	Aubrey MODIBA	Oswin APPOLLIS	Relebohile MOFOKENG	Thapelo MASEKO	Sphephelo SITHOLE	Mbekezeli MBOKAZI	Evidence MAKGOPA	Khuliso MUDAU	Ime OKON	Tshepang MOREMI	Iqraam RAYNERS	Jayden ADAMS
1	Ronwen WILLIAMS		0	2	0	1	1	0	1	1	4	8	0	0	0
5	Thalente MBATHA	1		0	2	2	4	5	3	0	6	4	0	1	0
6	Aubrey MODIBA	0	1		2	2	0	3	3	1	0	0	0	0	0
7	Oswin APPOLLIS	1	3	0		4	3	7	0	1	1	1	0	0	0
10	Relebohile MOFOKENG	0	3	1	2		5	4	0	1	0	1	2	0	0
12	Thapelo MASEKO	0	1	1	1	1		0	0	0	1	2	0	0	0
13	Sphephelo SITHOLE	1	6	5	7	5	1		6	0	8	5	0	0	1
14	Mbekezeli MBOKAZI	6	0	4	3	0	0	3		0	2	6	0	0	0
17	Evidence MAKGOPA	0	0	0	1	1	0	2	0		0	0	0	0	0
20	Khuliso MUDAU	2	6	0	0	3	3	9	1	0		14	0	0	0
21	Ime OKON	11	4	0	0	2	1	8	8	1	11		0	0	0
8	Tshepang MOREMI	0	0	1	0	1	1	0	0	0	0	0		0	0
15	Iqraam RAYNERS	0	0	0	0	0	0	0	0	0	0	0	0		1
23	Jayden ADAMS	0	2	0	0	0	0	0	0	0	0	0	0	1	

Top 5 Player to Player Passers		
Player	Passed To	% of Total Team Passes
Khuliso MUDAU	Ime OKON	5.2%
Ime OKON	Ronwen WILLIAMS	4.1%
Ime OKON	Khuliso MUDAU	4.1%
Khuliso MUDAU	Sphephelo SITHOLE	3.3%
Ronwen WILLIAMS	Ime OKON	3%

# Passing Networks

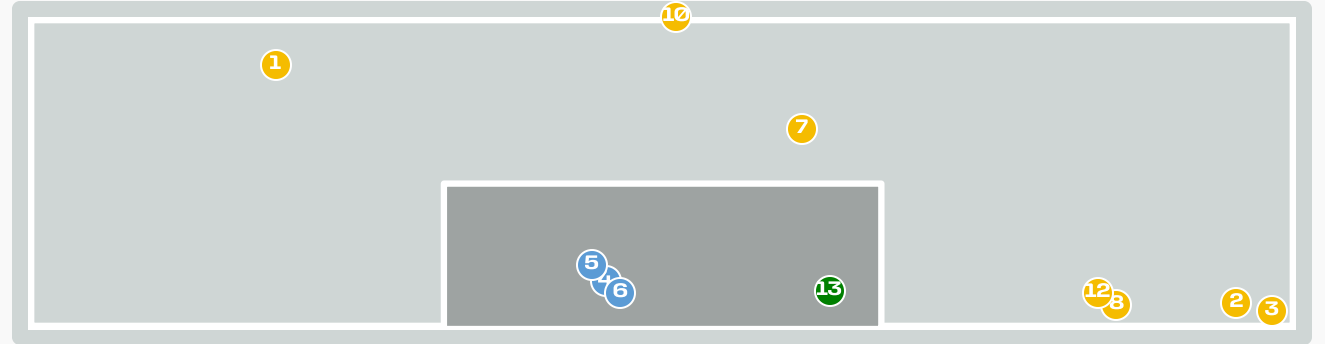
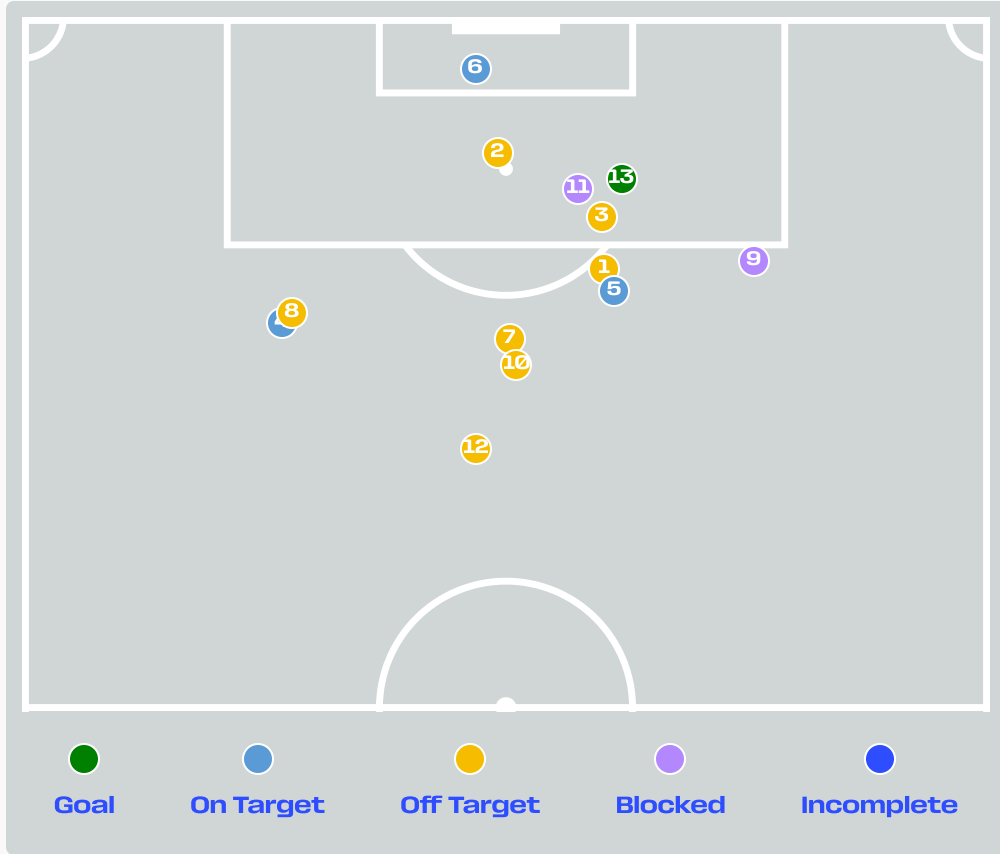
Korea Republic



#	Passes From ↓ to →	KIM Seunggyu	LEE Hanbeom	LEE Gihyuk	KIM Minjae	HWANG Inbeom	PAIK Seunggho	HWANG Heechan	LEE Taeseok	OH Hyeongyu	LEE Kangin	SEOL Youngwoo	SON Heungmin	CHO Guesung	PARK Jinseob	CASTROP Jens	KIM Jingyu
1	KIM Seunggyu		7	5	12	1	3	0	0	0	0	1	0	0	3	0	2
2	LEE Hanbeom	12		1	14	7	3	0	0	0	14	7	0	0	11	0	4
3	LEE Gihyuk	4	2		17	14	10	3	2	2	5	2	3	0	9	7	6
4	KIM Minjae	6	11	16		13	13	5	1	0	9	0	0	0	0	2	6
6	HWANG Inbeom	0	10	10	9		2	2	0	0	5	5	3	2	6	9	7
8	PAIK Seunggho	0	4	4	7	3		6	4	1	4	2	0	0	0	0	0
11	HWANG Heechan	0	1	2	0	2	2		2	1	2	0	0	0	0	0	0
13	LEE Taeseok	0	0	6	1	0	1	0		0	0	0	0	0	0	0	0
18	OH Hyeongyu	0	0	0	1	1	0	1	0		1	2	0	0	0	0	2
19	LEE Kangin	0	7	4	7	4	1	1	2	3		12	3	0	2	0	5
22	SEOL Youngwoo	0	6	0	1	3	2	0	0	2	13		0	0	1	0	5
7	SON Heungmin	0	0	0	1	3	0	0	0	0	0	1		1	3	4	6
9	CHO Guesung	0	0	0	0	1	0	0	0	0	0	0	0		0	3	0
16	PARK Jinseob	0	9	17	0	9	0	0	0	0	1	1	1	0		0	6
23	CASTROP Jens	0	1	10	1	2	0	0	0	0	2	0	4	0	1		1
24	KIM Jingyu	0	6	6	3	8	0	0	0	1	9	3	5	1	5	3	

Top 5 Player to Player Passers		
Player	Passed To	% of Total Team Passes
LEE Gihyuk	KIM Minjae	2.7%
PARK Jinseob	LEE Gihyuk	2.7%
KIM Minjae	LEE Gihyuk	2.5%
LEE Hanbeom	KIM Minjae	2.2%
LEE Hanbeom	LEE Kangin	2.2%

# Attempts at Goal



Key	Outcome	Shots
●	Goals	1
●	On Target	3
●	Off Target	7
●	Blocked	2
●	Incomplete	0

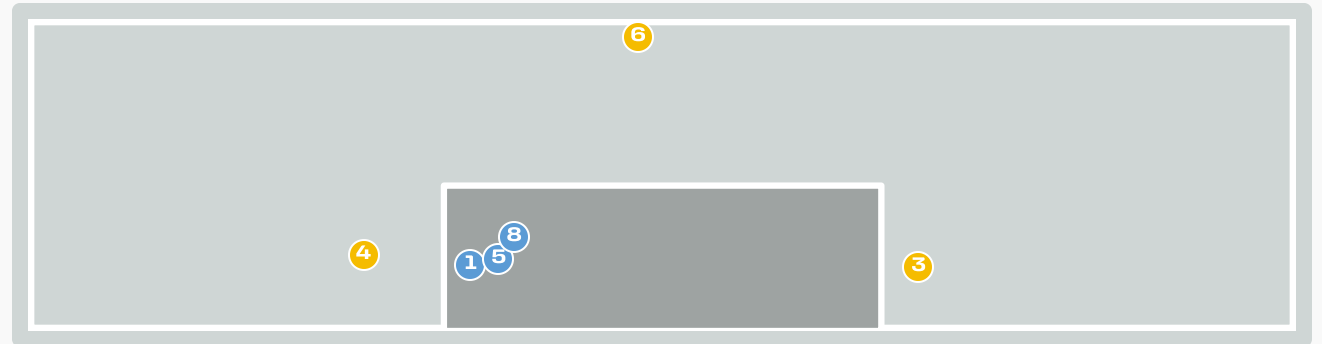
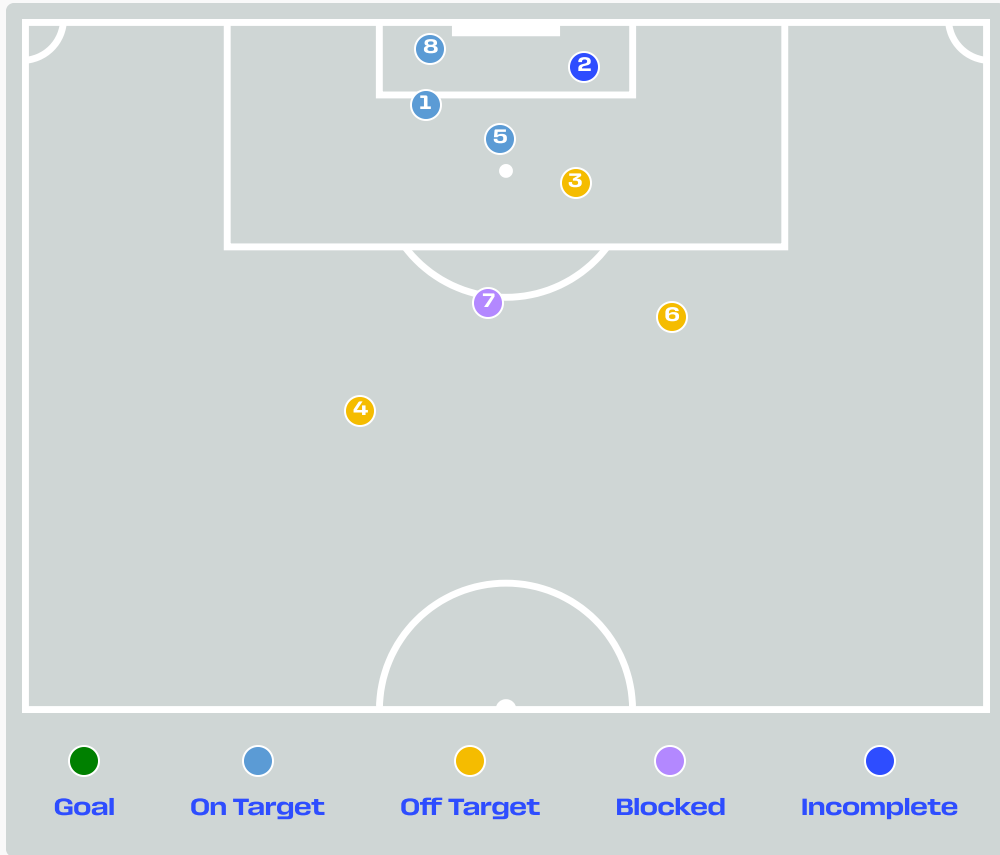
# Attempts at Goal



Time	Player	Outcome	Body Part	Delivery Type
5	10 Relebohile MOFOKENG	Deflected Off Target - Defensive Event	Left Foot	Loose Ball
13	17 Evidence MAKGOPA	Off Target	Head	Cross
18	12 Thapelo MASEKO	Deflected Off Target - Defensive Event	Left Foot	Pass
19	7 Oswin APPOLLIS	On Target - Saved	Right Foot	Pass
29	5 Thalente MBATHA	On Target - Saved	Left Foot	Loose Ball
29	17 Evidence MAKGOPA	On Target - Saved	Left Foot	Other
38	12 Thapelo MASEKO	Off Target	Left Foot	Pass
41	10 Relebohile MOFOKENG	Off Target	Right Foot	Pass
42	12 Thapelo MASEKO	Incomplete - Blocked	Left Foot	Pass
49	6 Aubrey MODIBA	Off Target	Left Foot	Loose Ball
50	12 Thapelo MASEKO	Incomplete - Blocked	Left Foot	Pass
50	5 Thalente MBATHA	Off Target	Right Foot	Pass
62	12 Thapelo MASEKO	On Target - Goal	Left Foot	Pass

# Attempts at Goal

Korea Republic



Key	Outcome	Shots
●	Goals	0
●	On Target	3
●	Off Target	3
●	Blocked	1
●	Incomplete	1

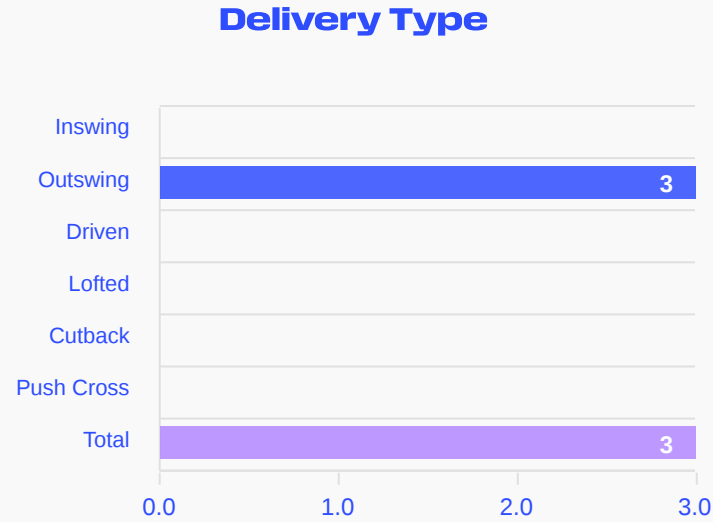
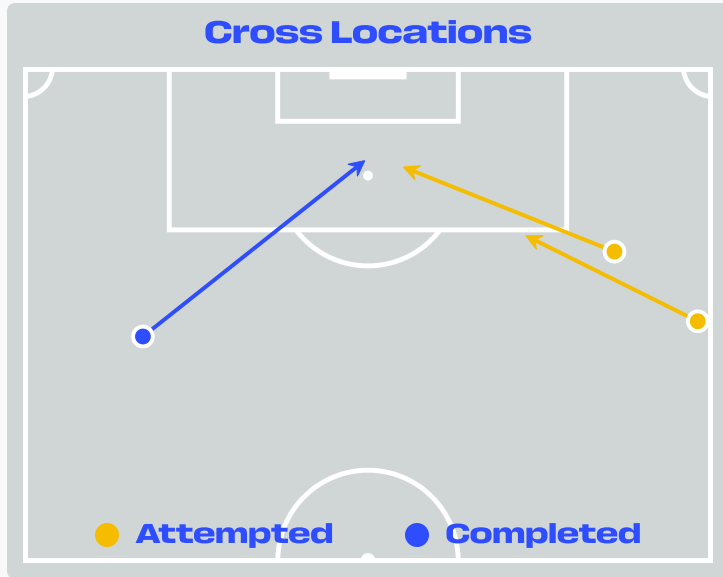
## Attempts at Goal

Korea Republic

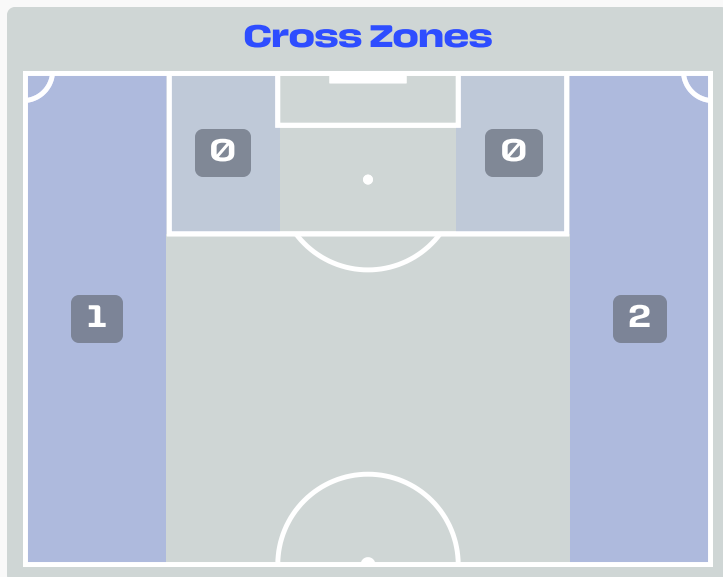


Time	Player	Outcome	Body Part	Delivery Type
1	4 KIM Minjae	On Target - Goal Prevented	Head	Corner
6	18 OH Hyeongyu	Incomplete - Player On Ball Error	Right Foot	Cross
7	19 LEE Kangin	Off Target	Left Foot	Cross
33	11 HWANG Heechan	Off Target	Right Foot	Pass
59	18 OH Hyeongyu	On Target - Saved	Head	Cross
85	22 SEOL Youngwoo	Off Target	Right Foot	Loose Ball
87	7 SON Heungmin	Incomplete - Blocked	Left Foot	Pass
92	16 PARK Jinseob	On Target - Saved	Head	Cross

# Crosses (Open Play)



#	Player	Inswing	Outswing	Driven	Lofted	Cutback	Push Cross	Total Attempted
1	Ronwen WILLIAMS	0	0	0	0	0	0	0
5	Thalente MBATHA	0	1	0	0	0	0	1
6	Aubrey MODIBA	0	1	0	0	0	0	1
7	Oswin APPOLLIS	0	0	0	0	0	0	0
10	Relebohile MOFOKENG	0	0	0	0	0	0	0
12	Thapelo MASEKO	0	0	0	0	0	0	0
13	Sphephelo SITHOLE	0	0	0	0	0	0	0
14	Mbekezeli MBOKAZI	0	0	0	0	0	0	0
17	Evidence MAKGOPA	0	0	0	0	0	0	0
20	Khuliso MUDAU	0	0	0	0	0	0	0
21	Ime OKON	0	0	0	0	0	0	0
8	Tshepang MOREMI	0	0	0	0	0	0	0
15	Iqraam RAYNERS	0	1	0	0	0	0	1
23	Jayden ADAMS	0	0	0	0	0	0	0



**Attempted**

**3**

**Completed**

**1**

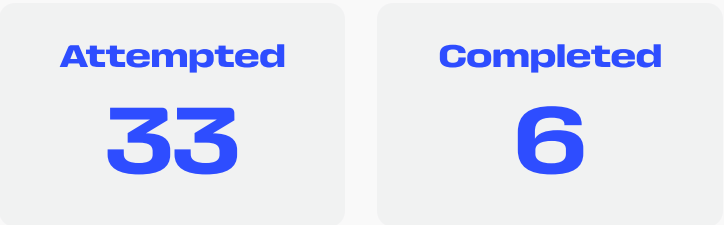
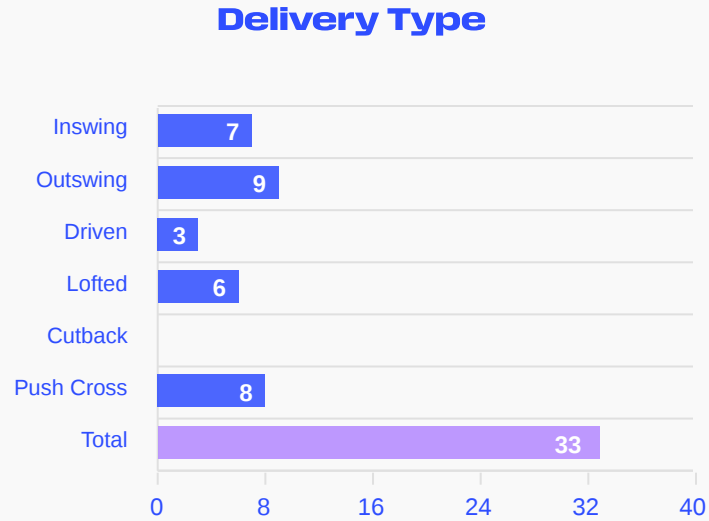
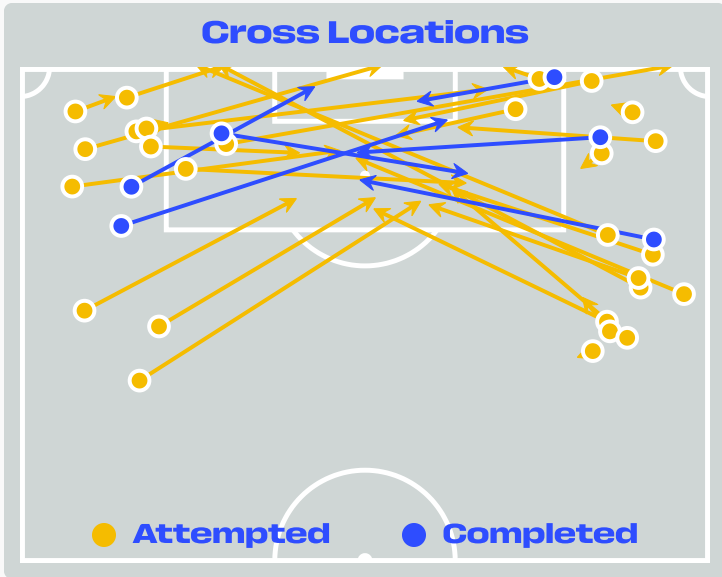
**Most Crosses Attempted**

**1**

**Aubrey MODIBA**  
LEFT BACK

# Crosses (Open Play)

Korea Republic



#	Player	Inswing	Outswing	Driven	Lofted	Cutback	Push Cross	Total Attempted
1	KIM Seunggyu	0	0	0	0	0	0	0
2	LEE Hanbeom	0	1	0	0	0	0	1
3	LEE Gihyuk	0	3	0	1	0	0	4
4	KIM Minjae	0	0	0	0	0	0	0
6	HWANG Inbeom	1	0	1	0	0	0	2
8	PAIK Seungho	0	0	0	0	0	0	0
11	HWANG Heechan	0	0	0	0	0	1	1
13	LEE Taeseok	0	1	0	3	0	1	5
18	OH Hyeongyu	0	0	0	0	0	1	1
19	LEE Kangin	6	1	0	0	0	1	8
22	SEOL Youngwoo	0	2	0	0	0	4	6
7	SON Heungmin	0	0	0	0	0	0	0
9	CHO Guesung	0	0	0	0	0	0	0
16	PARK Jinseob	0	0	0	0	0	0	0
23	CASTROP Jens	0	0	2	2	0	0	4
24	KIM Jingyu	0	1	0	0	0	0	1

# Offering to Receive

189

Total Offers Made

69

Total Offers Received

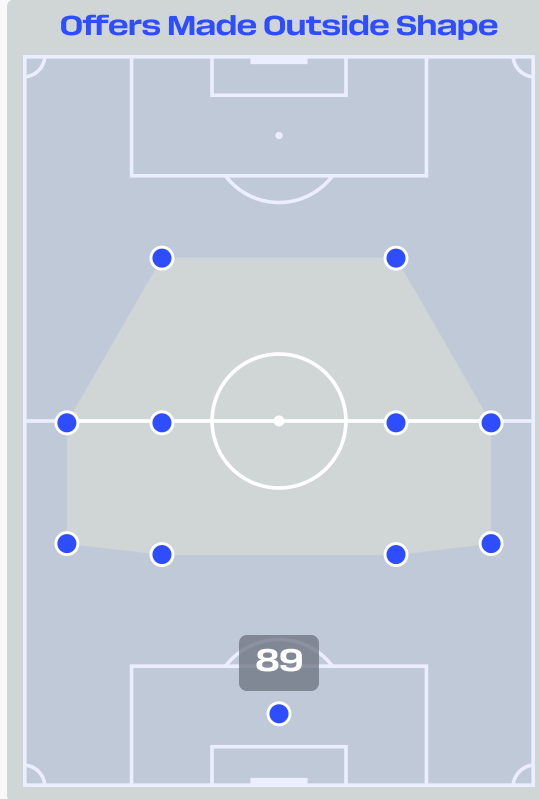
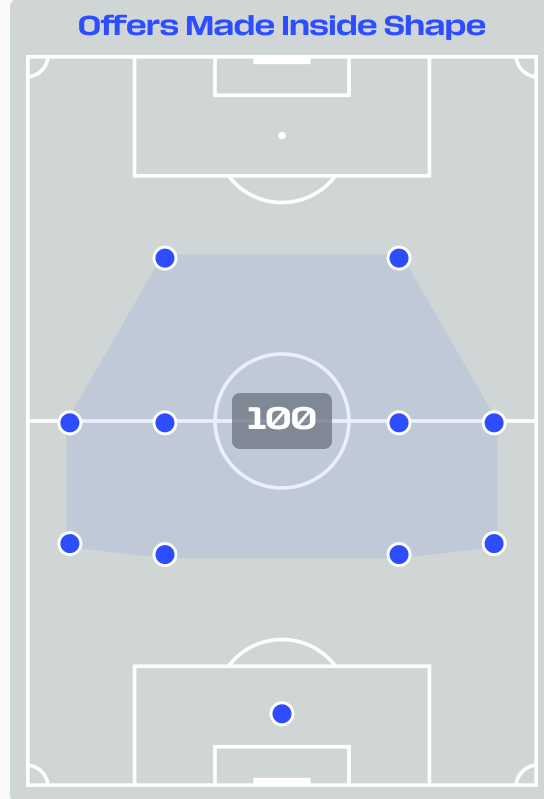
Most Offers

33

Oswin APPOLLIS  
ATTACKING MIDFIELD LEFT

70

Offers Made in Final Third



87

Offers Made in Middle Third

32

Offers Made in Defensive Third

#	Player	Offers Made	Offers Received	% Made & Received
1	Ronwen WILLIAMS	3	3	100%
5	Thalente MBATHA	11	6	54.5%
6	Aubrey MODIBA	18	3	16.7%
7	Oswin APPOLLIS	33	10	30.3%
10	Relebohile MOFOKENG	18	4	22.2%
12	Thapelo MASEKO	24	10	41.7%
13	Sphephelo SITHOLE	33	19	57.6%
14	Mbekezeli MBOKAZI	6	2	33.3%
17	Evidence MAKGOPA	13	2	15.4%
20	Khuliso MUDAU	6	3	50%
21	Ime OKON	10	5	50%
8	Tshepang MOREMI	9	1	11.1%
15	Iqraam RAYNERS	3	1	33.3%
23	Jayden ADAMS	2	0	0%

# Offering to Receive

# Korea Republic



434

Total Offers Made

167

Total Offers Received

Most Offers

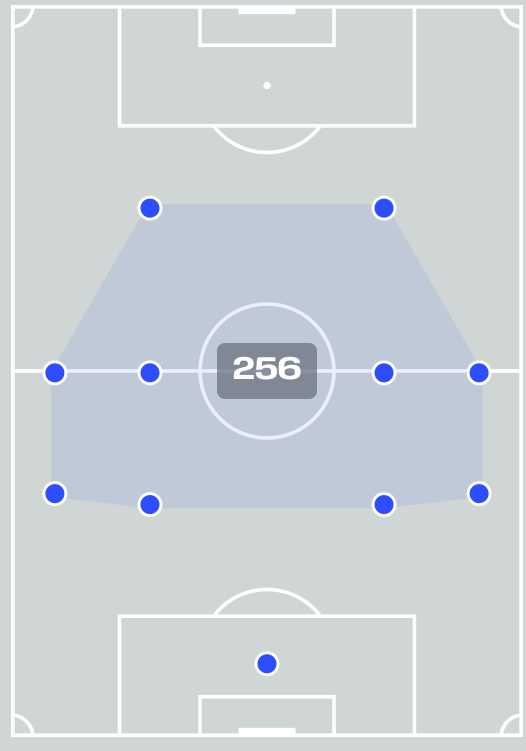
96

HWANG Inbeom  
RIGHT CENTRE MIDFIELD

226

Offers Made in Final Third

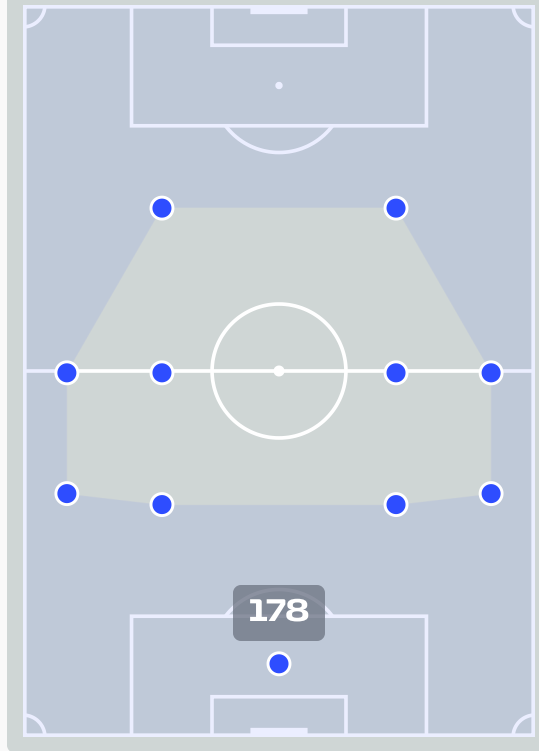
Offers Made Inside Shape



160

Offers Made in Middle Third

Offers Made Outside Shape



48

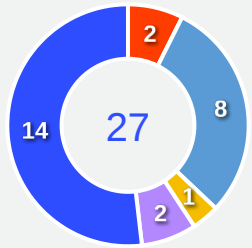
Offers Made in Defensive Third

#	Player	Offers Made	Offers Received	% Made & Received
1	KIM Seunggyu	10	6	60%
2	LEE Hanbeom	6	2	33.3%
3	LEE Gihyuk	21	10	47.6%
4	KIM Minjae	8	5	62.5%
6	HWANG Inbeom	96	39	40.6%
8	PAIK Seunggho	22	16	72.7%
11	HWANG Heechan	27	9	33.3%
13	LEE Taeseok	19	5	26.3%
18	OH Hyeongyu	45	8	17.8%
19	LEE Kangin	70	32	45.7%
22	SEOL Youngwoo	37	11	29.7%
7	SON Heungmin	31	8	25.8%
9	CHO Guesung	9	4	44.4%
16	PARK Jinseob	5	3	60%
23	CASTROP Jens	19	4	21.1%
24	KIM Jingyu	9	5	55.6%

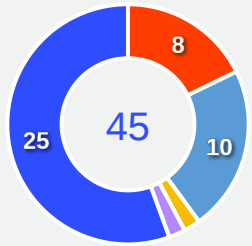
# Movement to Receive

## Movement Types by Phase

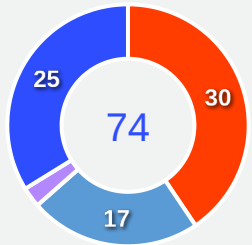
### Final Third Phase



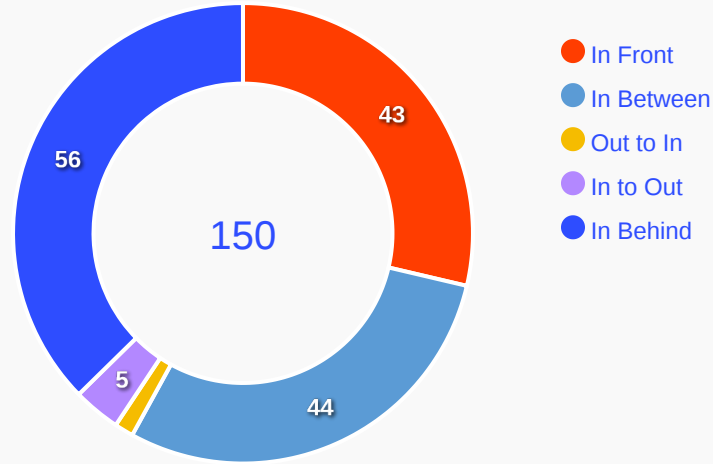
### Progression Phase



### Build Up Phase



## All Movement Types

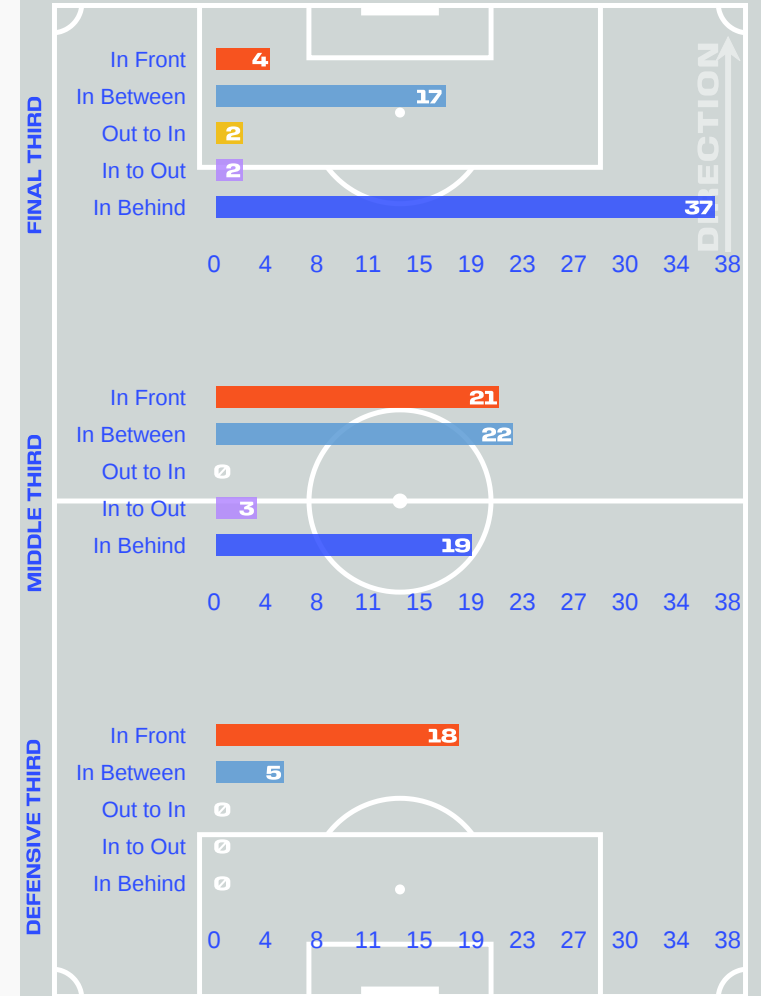


- In Front
- In Between
- Out to In
- In to Out
- In Behind

## Top Ranked Players

Type	Player	Movements
In Front	13 Sphephelo SITHOLE	19
In Between	13 Sphephelo SITHOLE	13
Out to In	7 Oswin APPOLLIS	2
In to Out	7 Oswin APPOLLIS	2
In Behind	7 Oswin APPOLLIS	12

## Movement Types Pitch Third

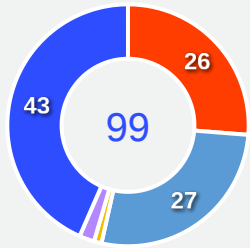




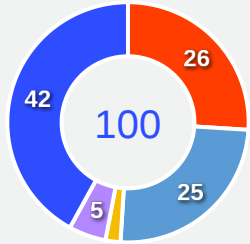
# Movement to Receive

## Movement Types by Phase

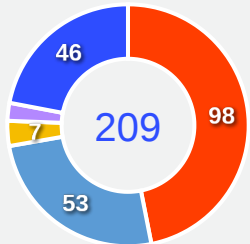
### Final Third Phase



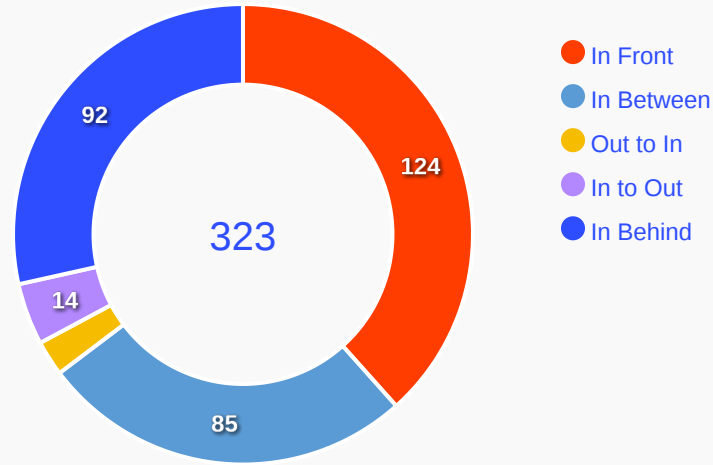
### Progression Phase



### Build Up Phase



## All Movement Types

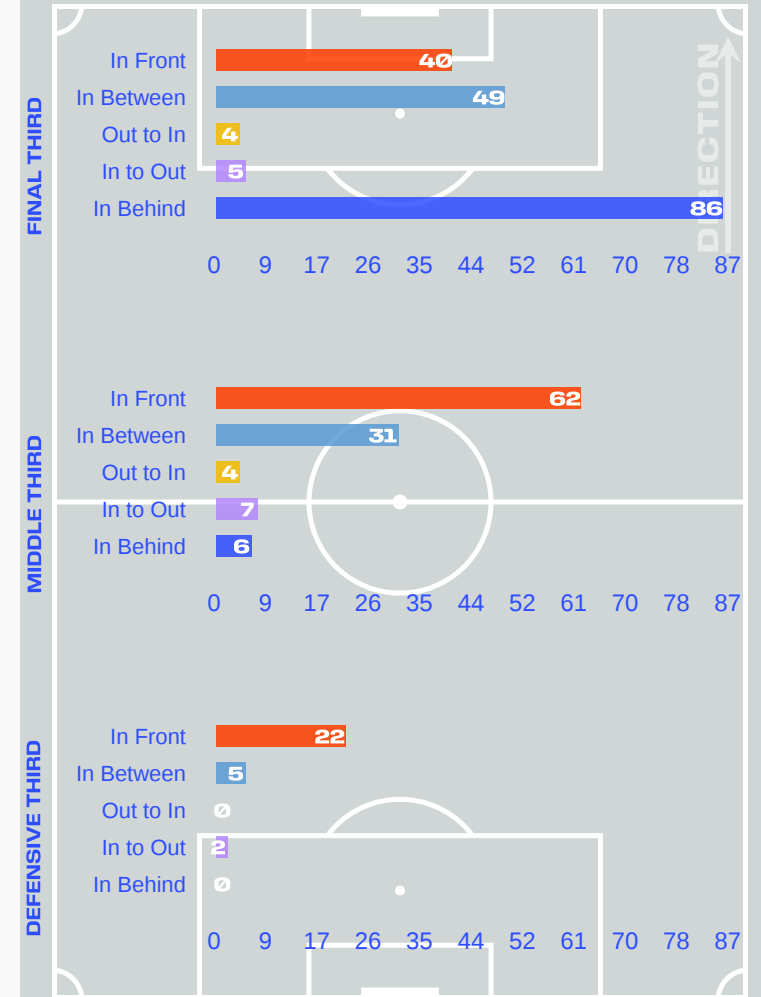


- In Front
- In Between
- Out to In
- In to Out
- In Behind

## Top Ranked Players

Type	Player	Movements
In Front	6 HWANG Inbeom	53
In Between	18 OH Hyeongyu	19
Out to In	6 HWANG Inbeom	4
In to Out	22 SEOL Youngwoo	5
In Behind	18 OH Hyeongyu	18

## Movement Types Pitch Third



# OUT OF POSSESSION



South Africa v Korea Republic

# Defensive Actions

**40**

**Forced Turnovers**

**40**

**Possession Regained**

**6**

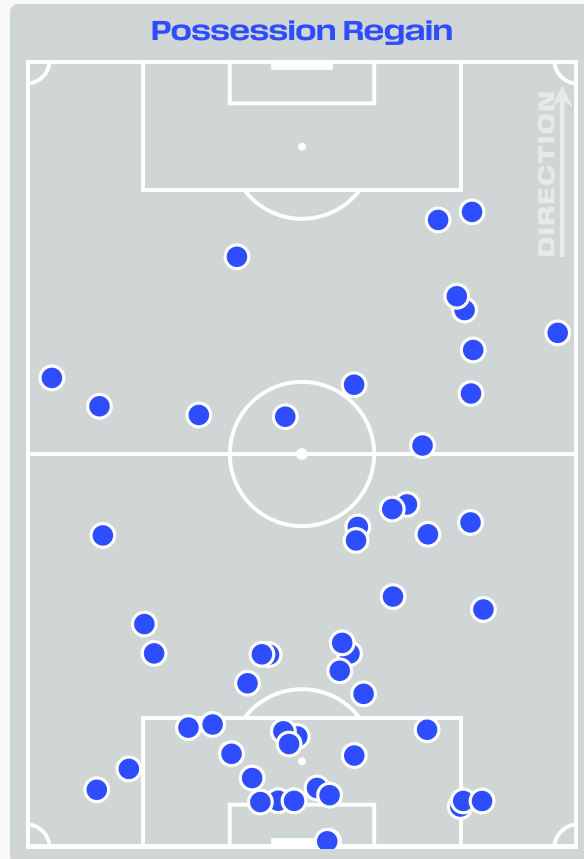
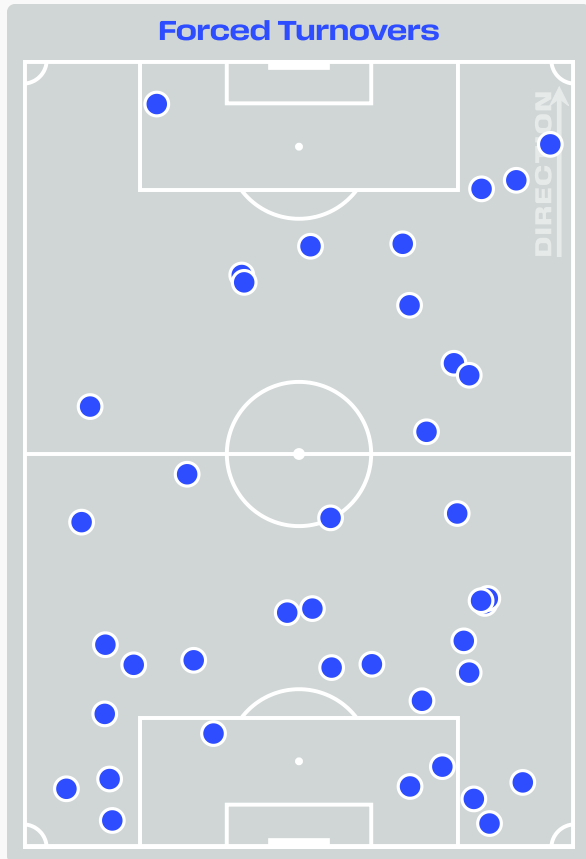
**Interceptions**

**26**

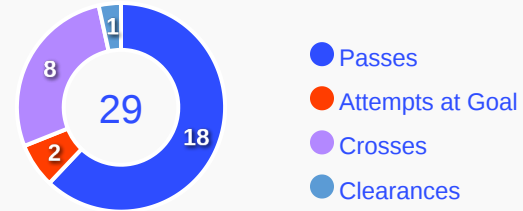
**Tackles**

**3.1**

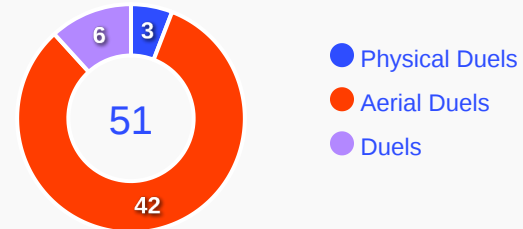
**Possession Actions / Defensive Action**



## Blocks



## Possession Contests



## Most Possession Regains

**6**

**Sphephelo SITHOLE**  
DEFENSIVE MIDFIELD CENTRE RIGHT

#	Player	Total Possession Regains
1	Ronwen WILLIAMS	5
5	Thalente MBATHA	5
6	Aubrey MODIBA	2
7	Oswin APPOLLIS	1
10	Relebohile MOFOKENG	0
12	Thapelo MASEKO	3
13	Sphephelo SITHOLE	6
14	Mbekezeli MBOKAZI	6
17	Evidence MAKGOPA	2
20	Khuliso MUDAU	4
21	Ime OKON	4
8	Tshepang MOREMI	0
15	Iqraam RAYNERS	2
23	Jayden ADAMS	0

# Defensive Actions

**28**

**Forced Turnovers**

**45**

**Possession Regained**

**7**

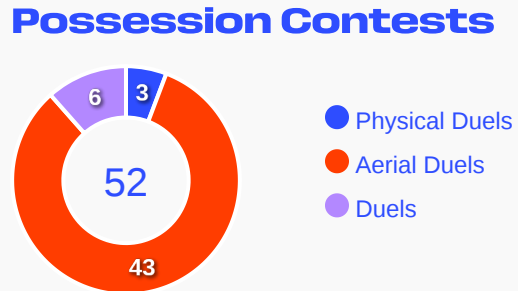
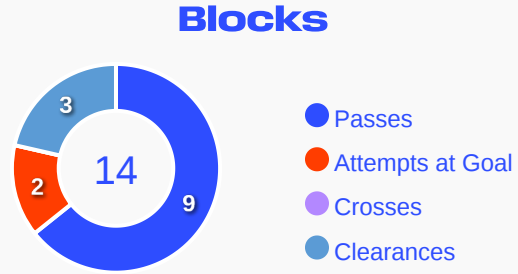
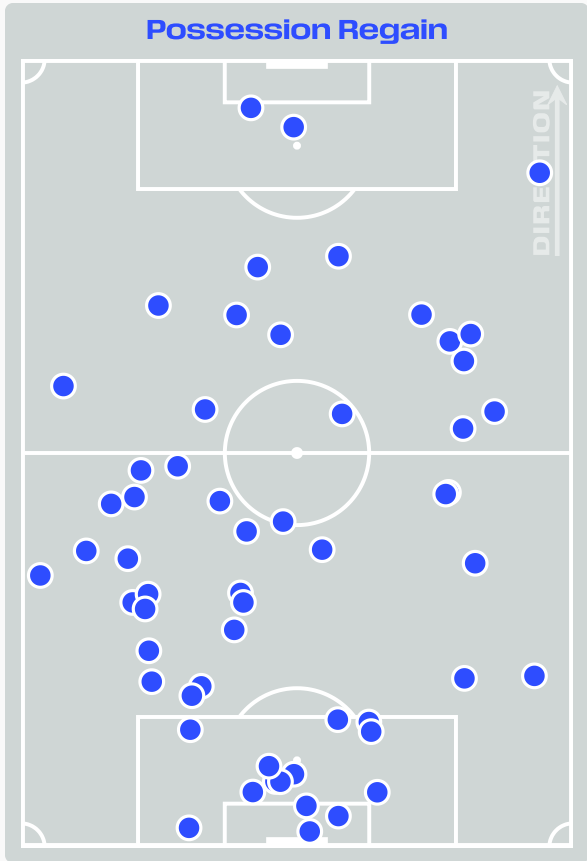
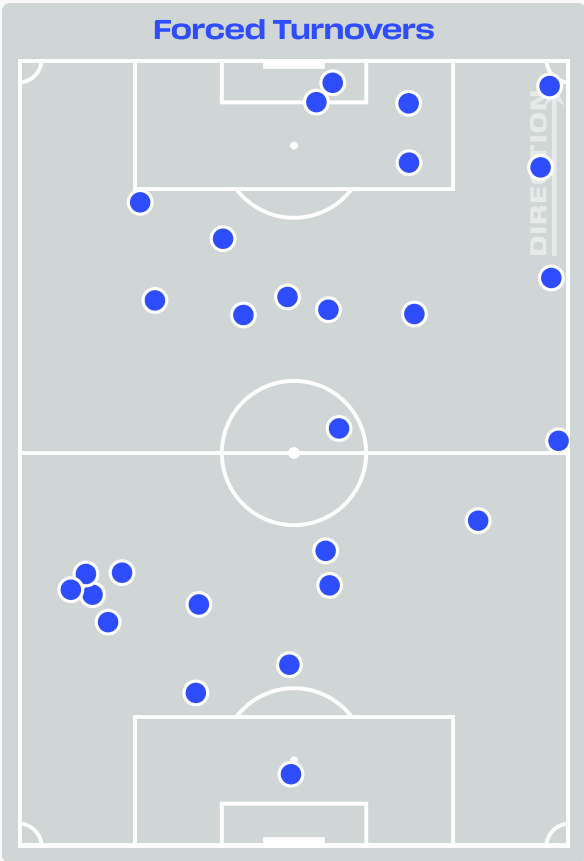
**Interceptions**

**23**

**Tackles**

**7.44**

**Possession Actions / Defensive Action**



### Most Possession Regains

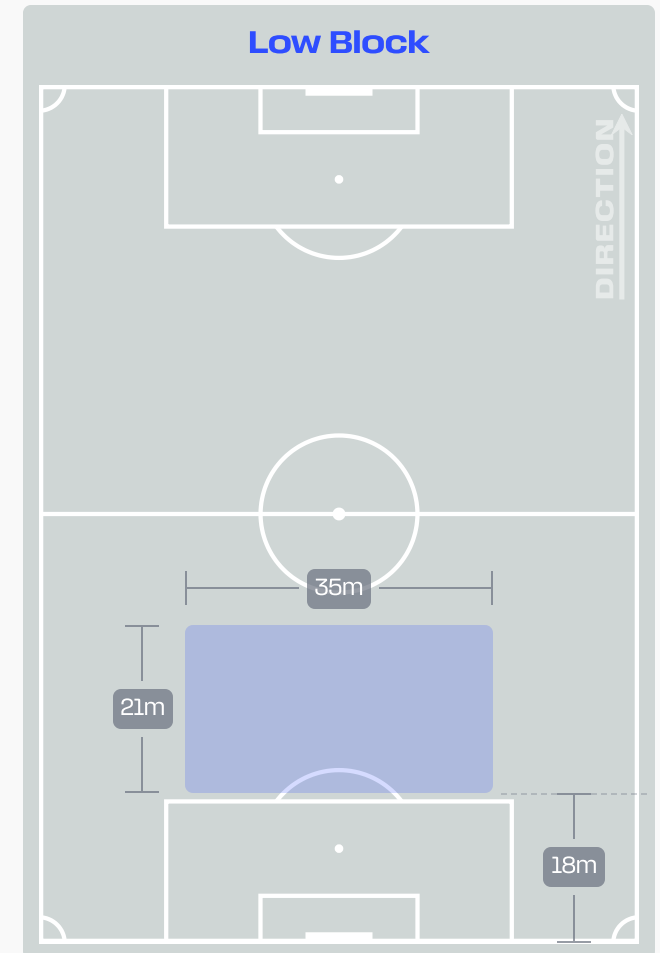
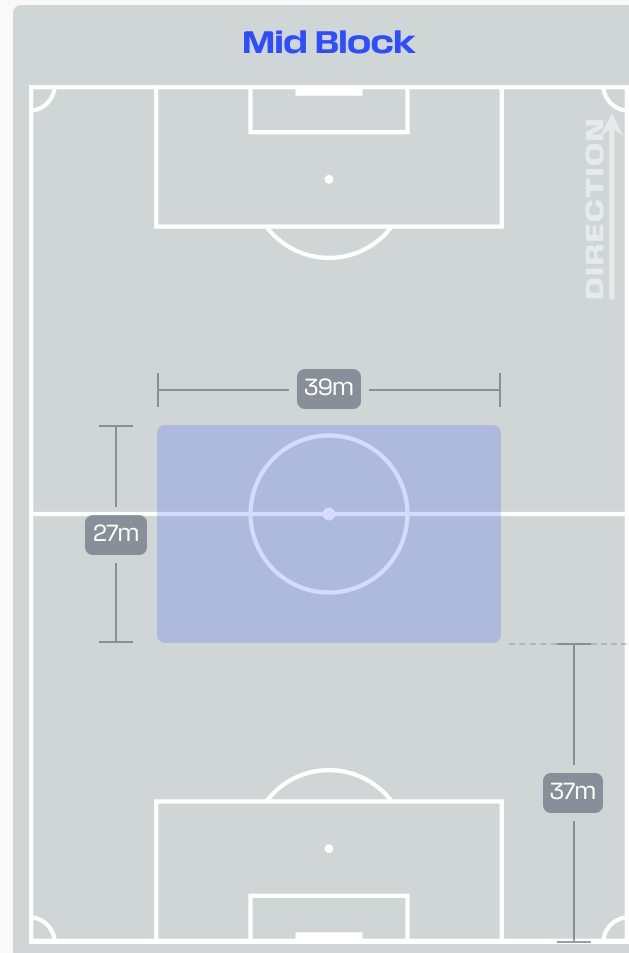
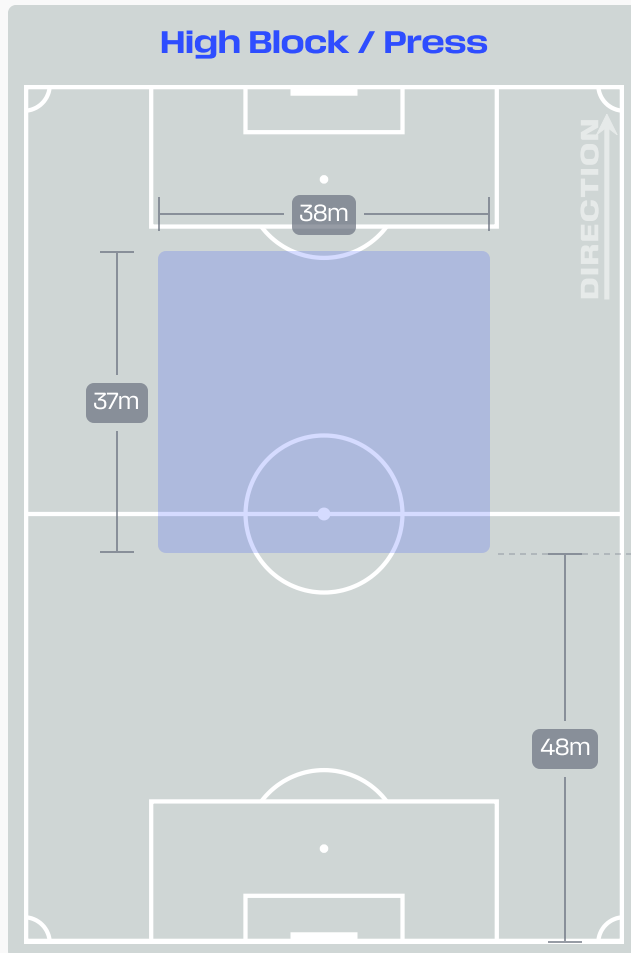
11

**LEE Gihyuk**  
LEFT BACK

# Korea Republic

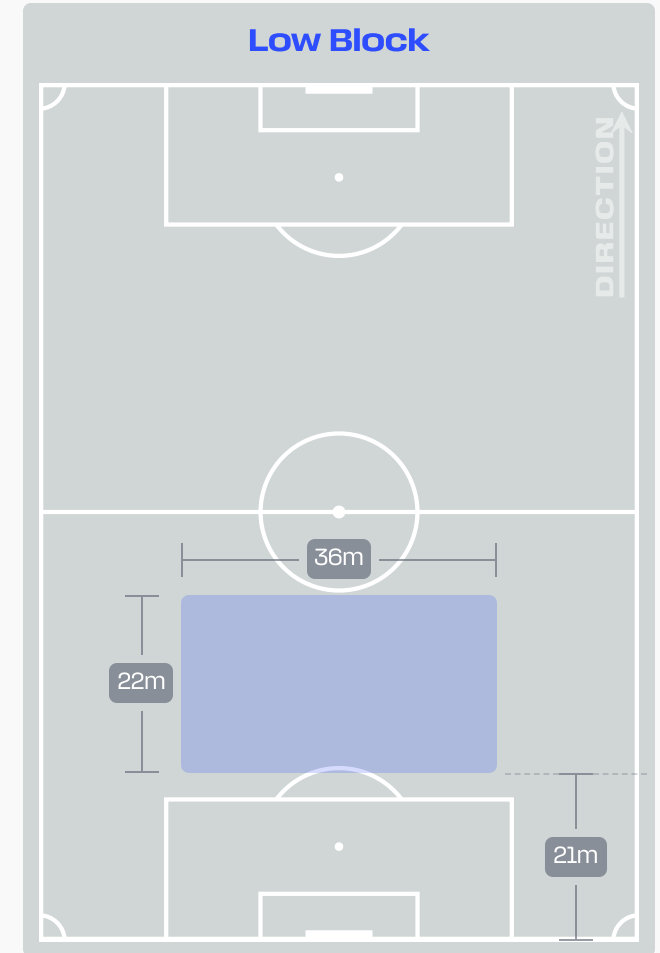
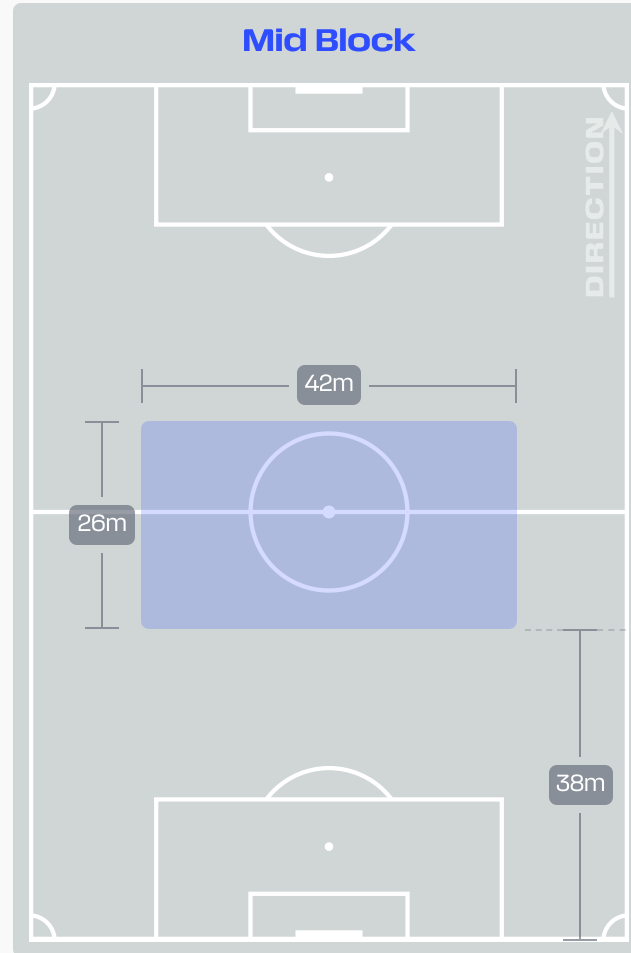
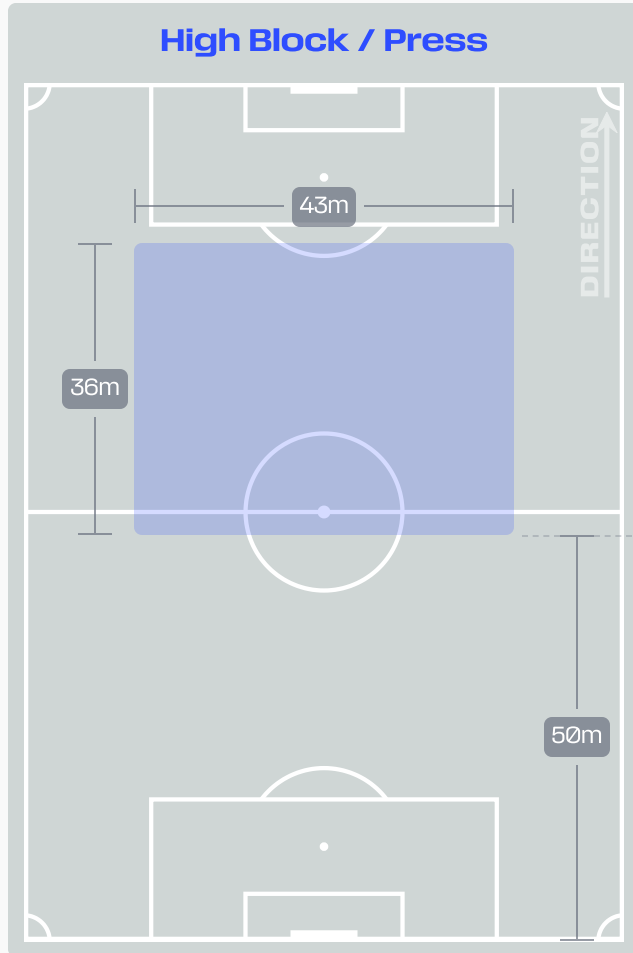
#	Player	Total Possession Regains
1	KIM Seunggyu	6
2	LEE Hanbeom	7
3	LEE Gihyuk	11
4	KIM Minjae	3
6	HWANG Inbeom	4
8	PAIK Seungho	0
11	HWANG Heechan	1
13	LEE Taeseok	1
18	OH Hyeongyu	0
19	LEE Kangin	0
22	SEOL Youngwoo	4
7	SON Heungmin	1
9	CHO Guesung	2
16	PARK Jinseob	1
23	CASTROP Jens	2
24	KIM Jingyu	2

# Defensive Line Height & Team Length

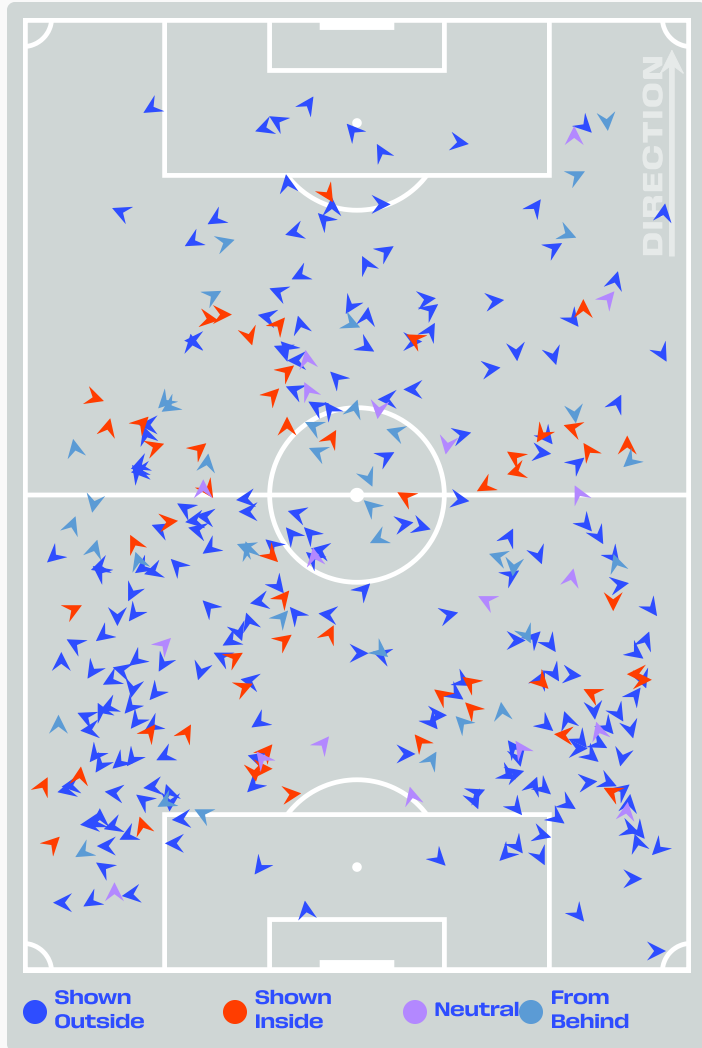


# Defensive Line Height & Team Length

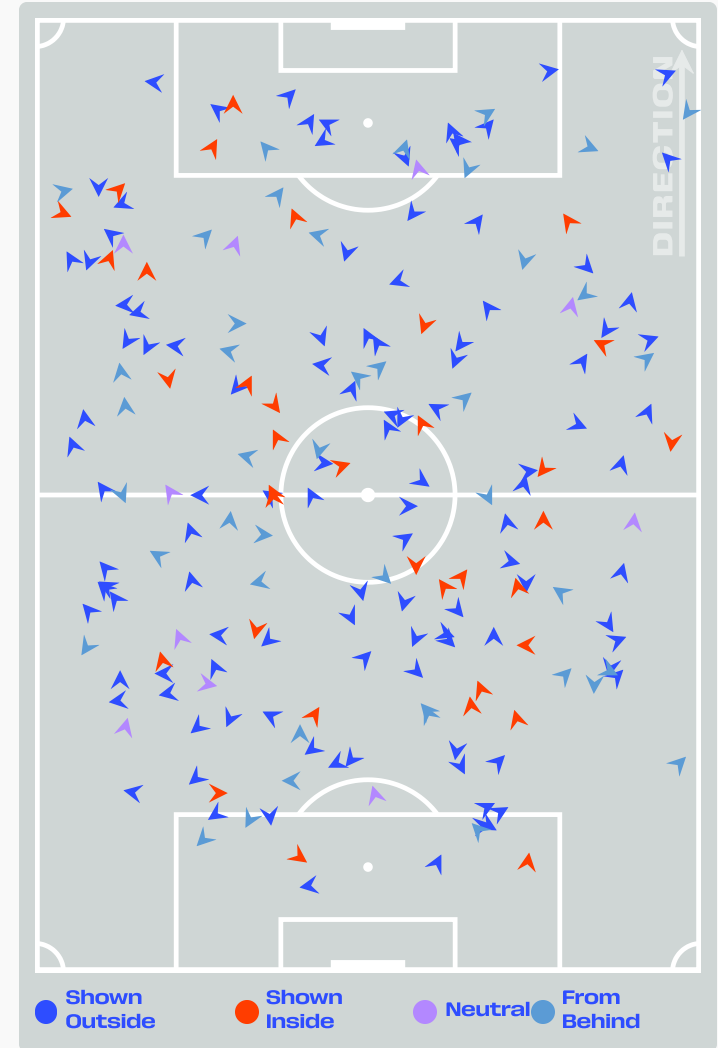
Korea Republic



# Defensive Pressure



321	Total Pressures	199
37	Direct Pressures	27
1.59s	Avg Pressure Duration	1.58s
40	Forced Turnovers	28
24.27s	Ball Recovery Time	14.27s
145	Pushing on into Pressing	75
297	Pushing on	172
55	Pressing Direction Inside	35
209	Pressing Direction Outside	112



**Most Direct Pressures**

**9**

**Thapelo MASEKO**  
 ATTACKING MIDFIELD RIGHT

**Most Direct Pressures**

**5**

**LEE Hanbeom**  
 RIGHT BACK

# GOALKEEPING



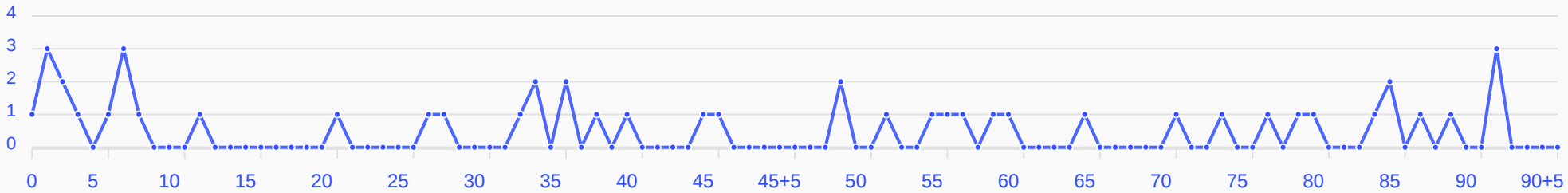
South Africa v Korea Republic

# Goalkeeping Involvement



**South Africa**

### South Africa GK Involvement Timeline



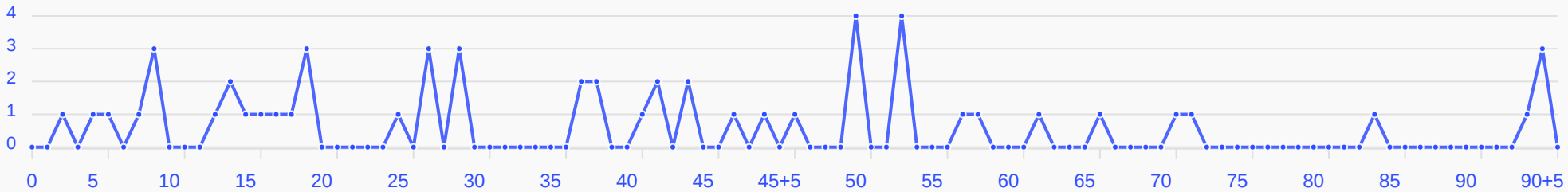
**48**

**Total Involvements**



**Korea Republic**


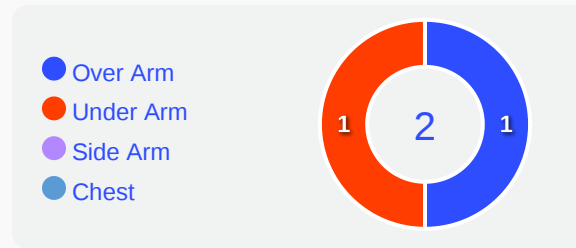
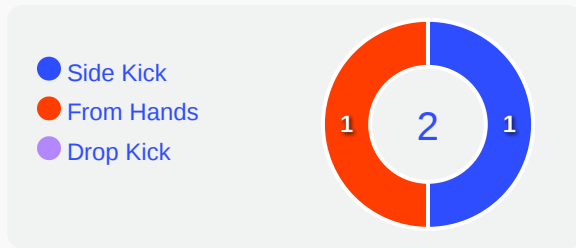
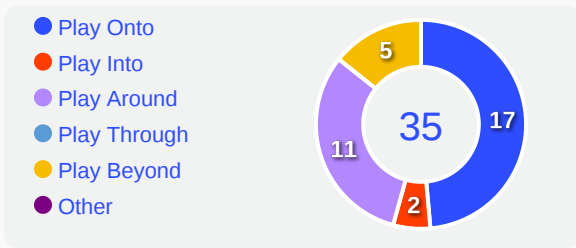
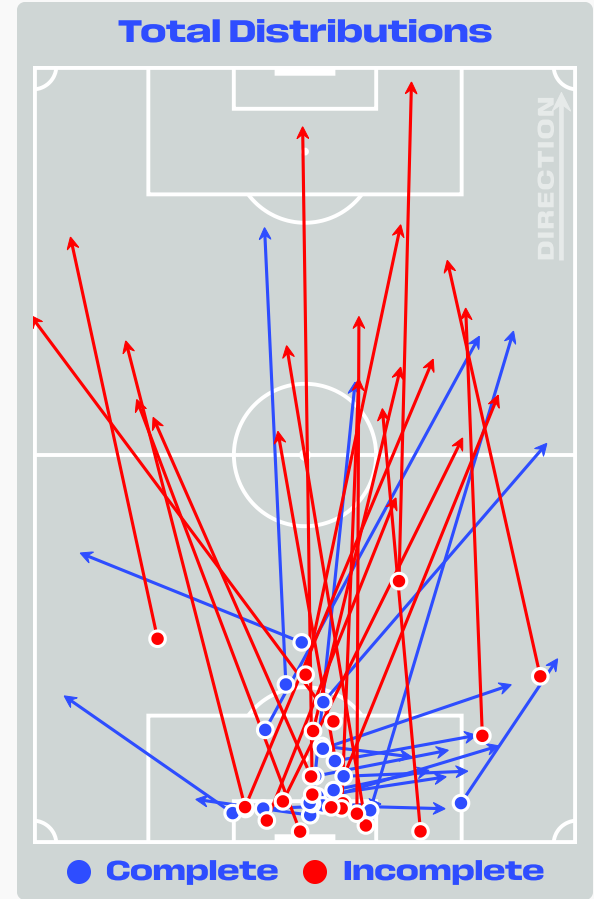
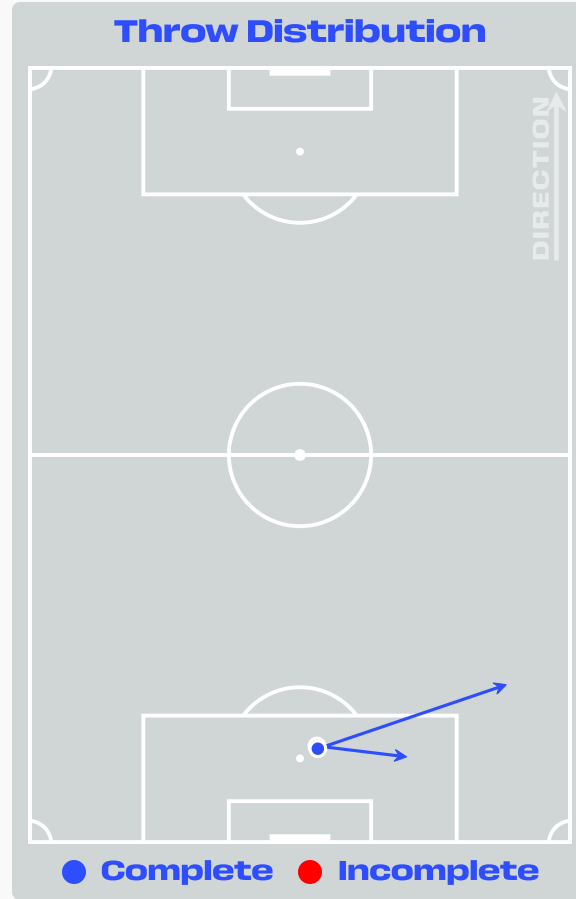
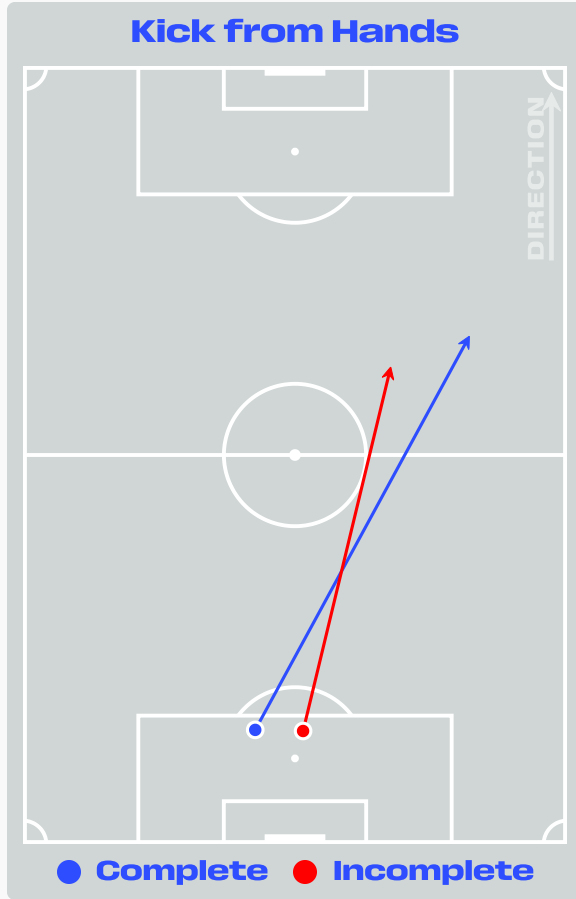
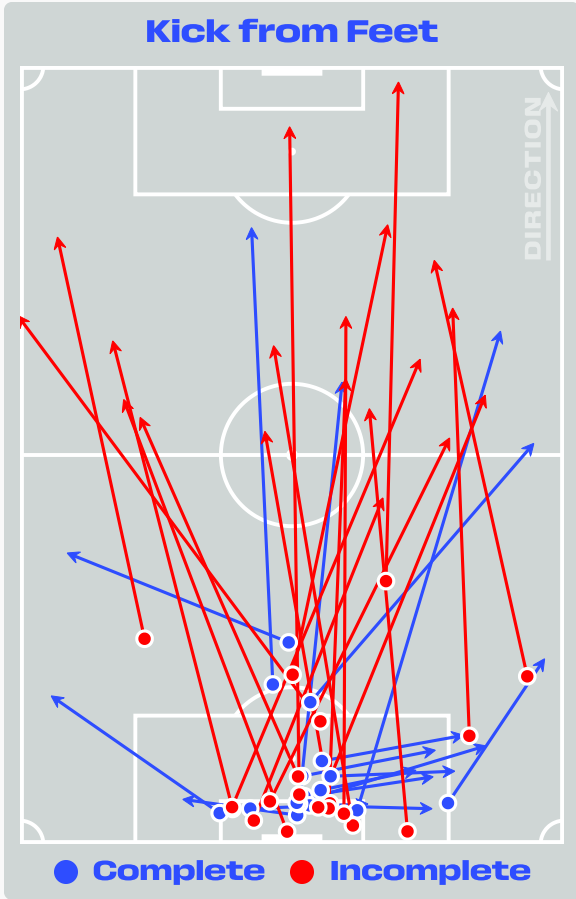
### Korea Republic GK Involvement Timeline



**55**


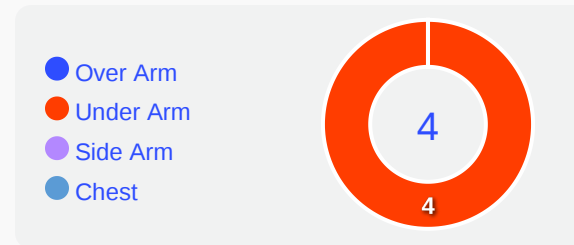
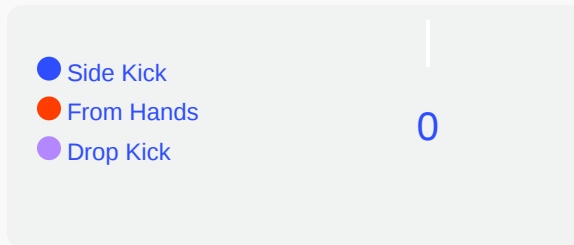
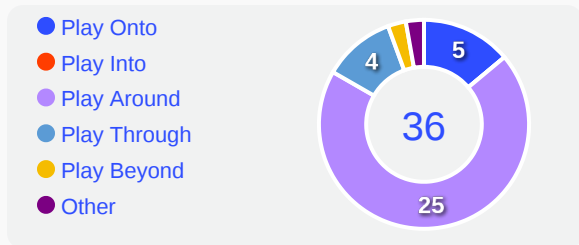
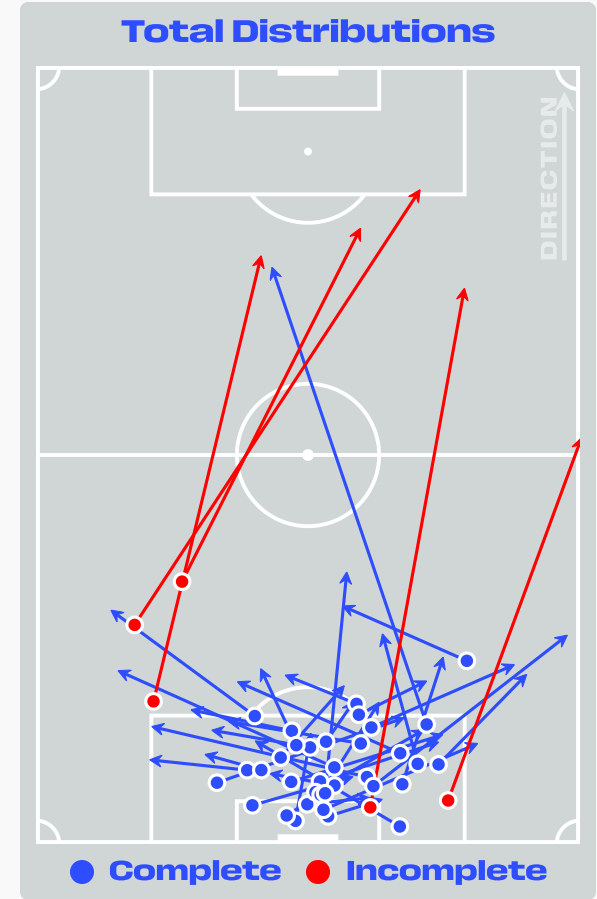
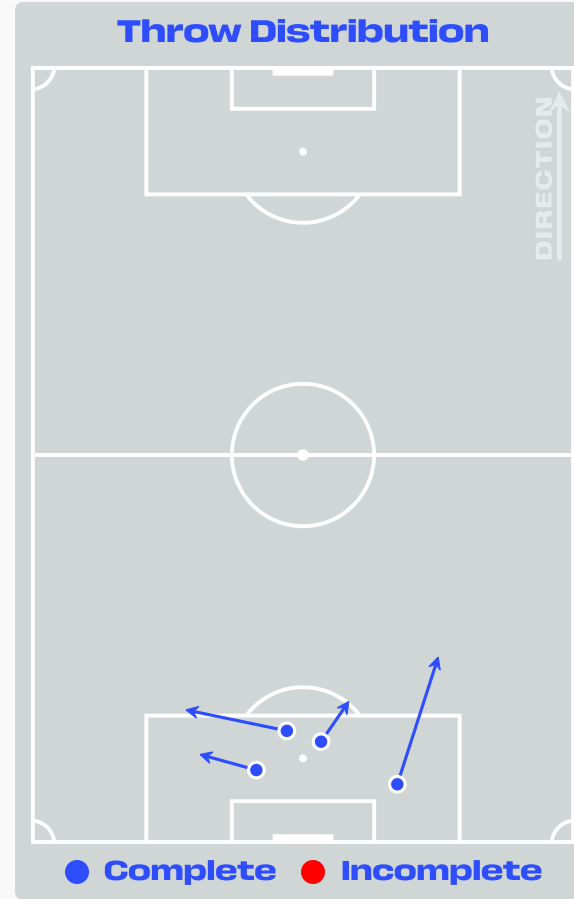
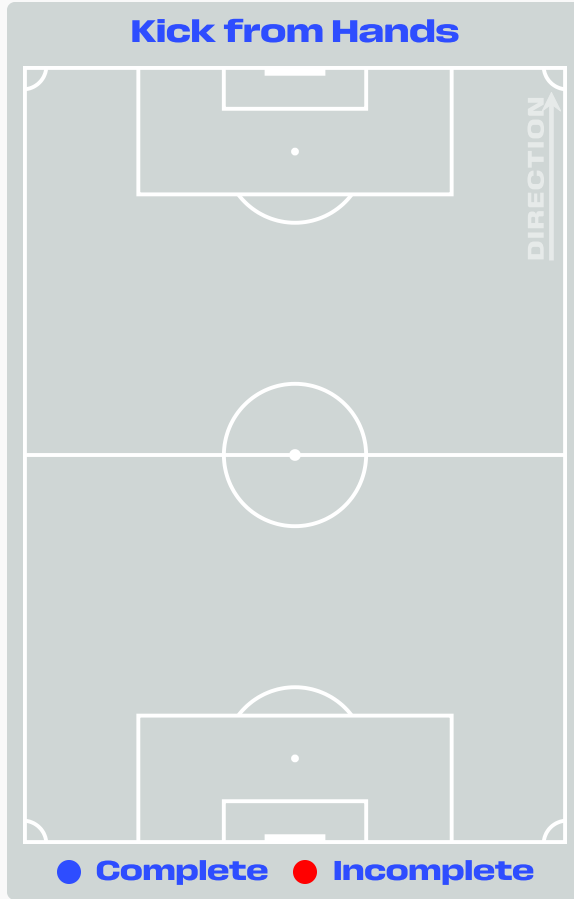
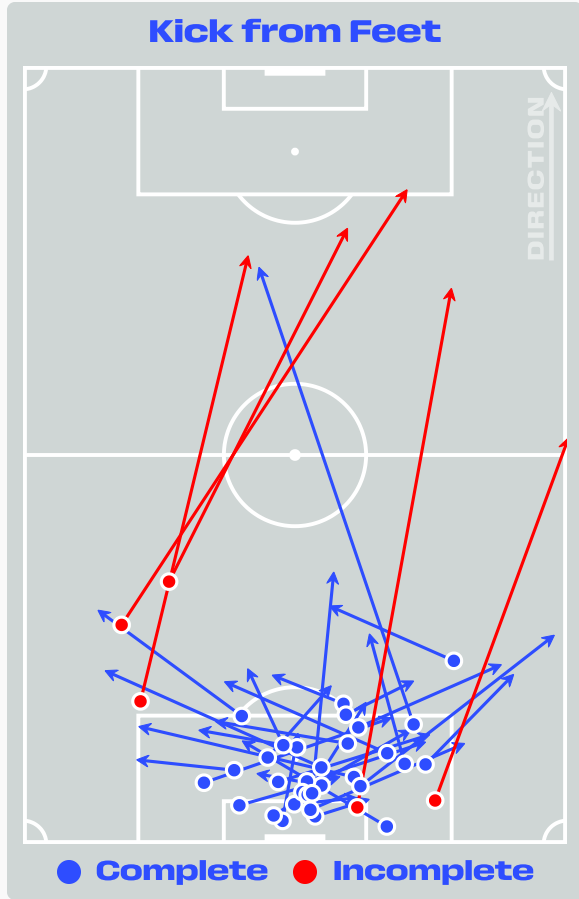
**Total Involvements**

# Goalkeeping Distribution

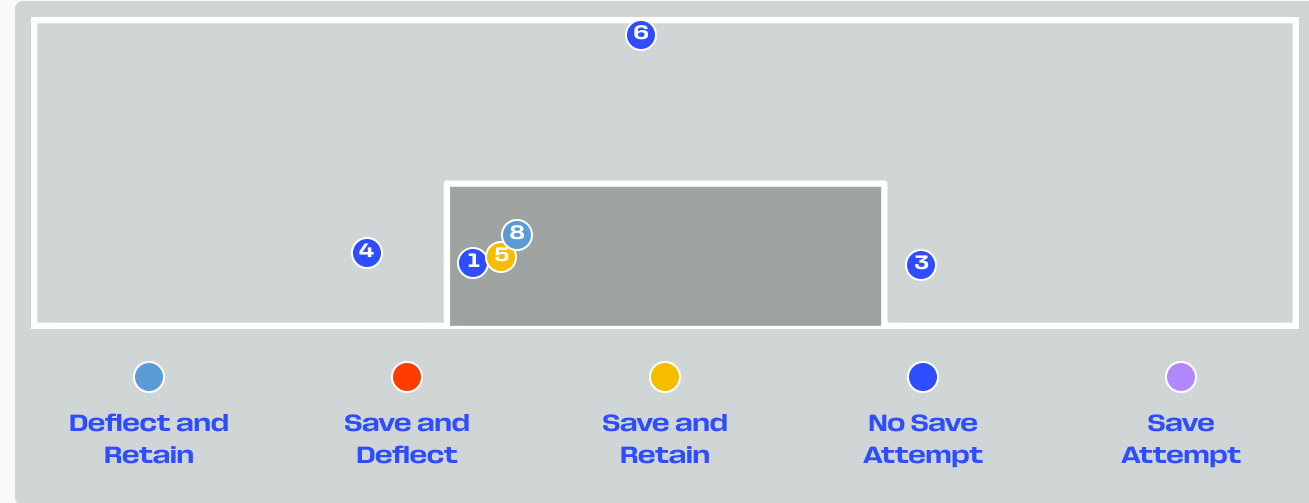
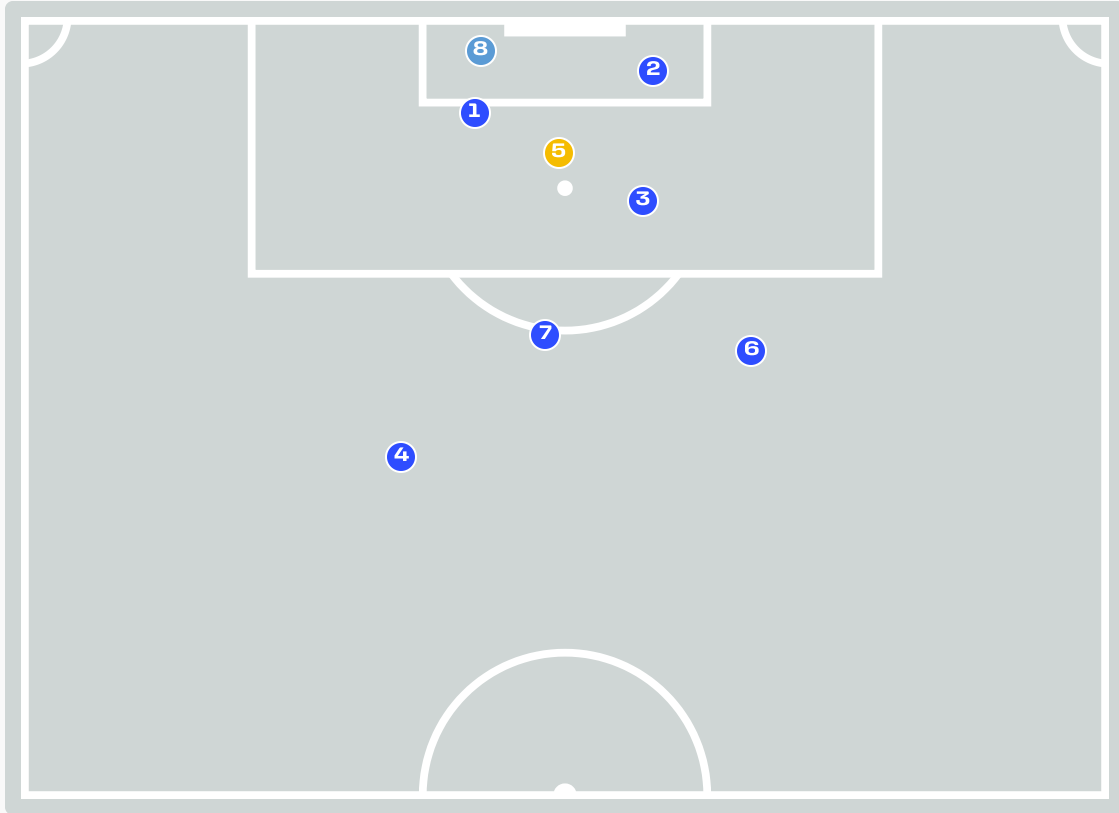


# Goalkeeping Distribution

# Korea Republic

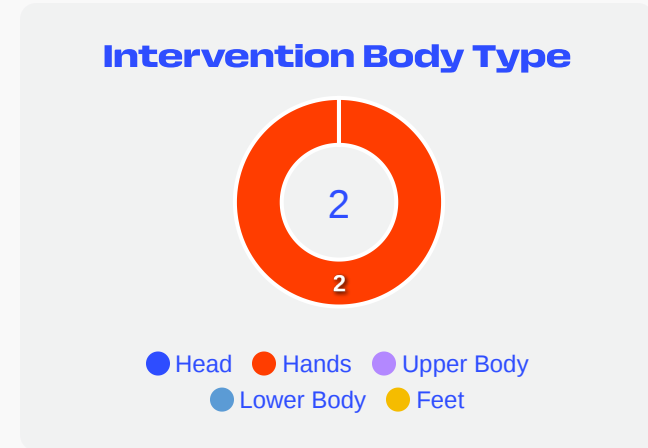
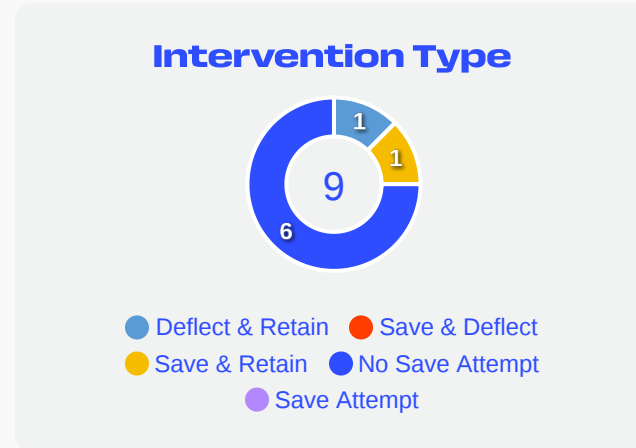


# Goal Prevention



**8**  
Total Attempts on Goal Faced

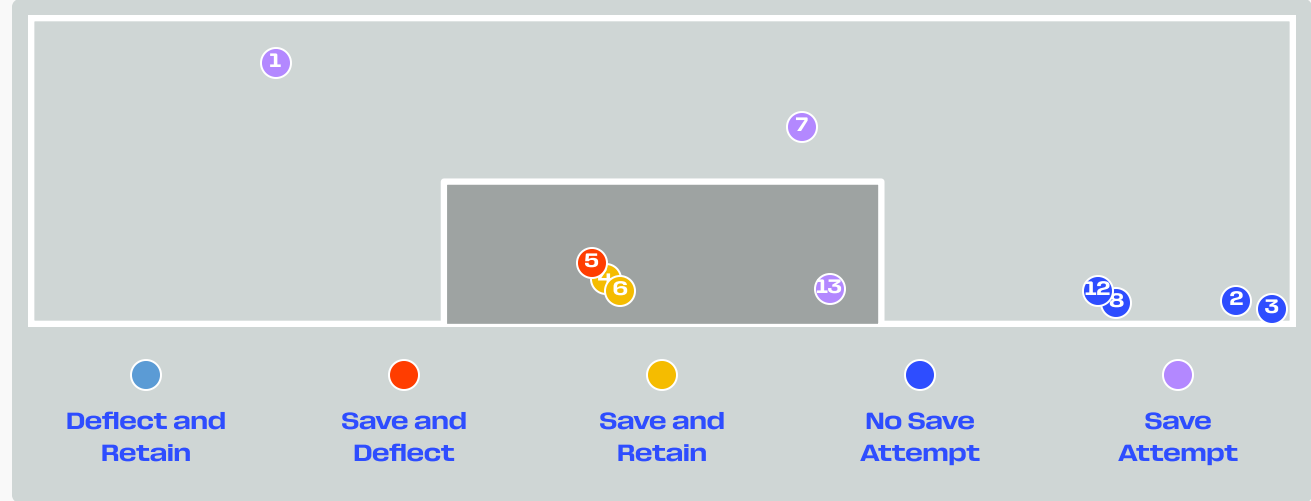
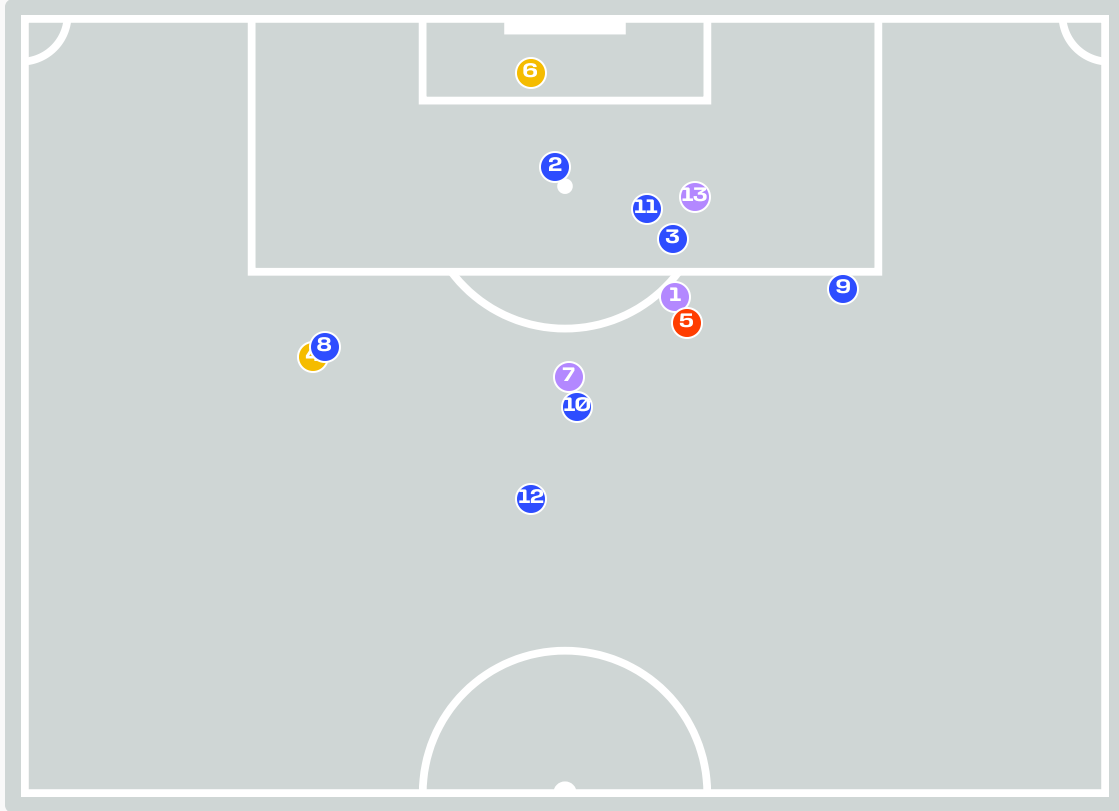
**100**  
Save %



Total Attempts on Goal Faced	Total Goal Interventions	Save & Retain	Deflect & Retain	Save & Deflect	Save Attempt	No Save Attempt
8	2	1	1	0	0	6

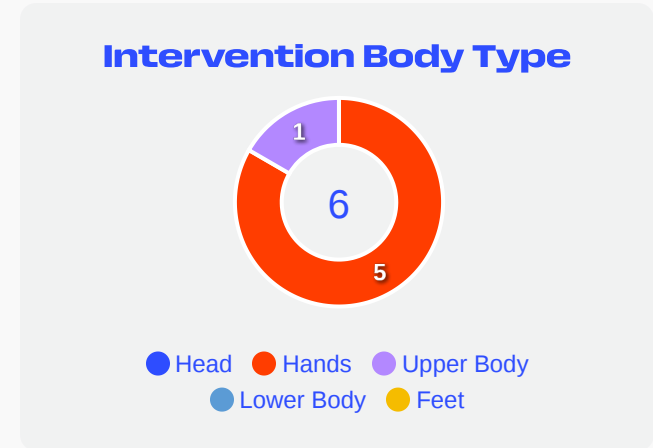
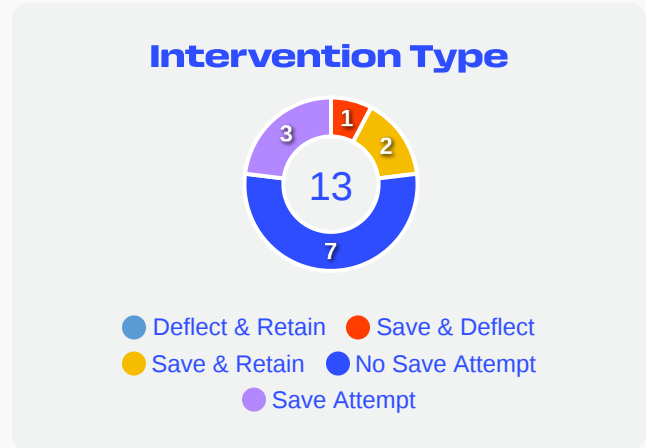
# Goal Prevention

Korea Republic



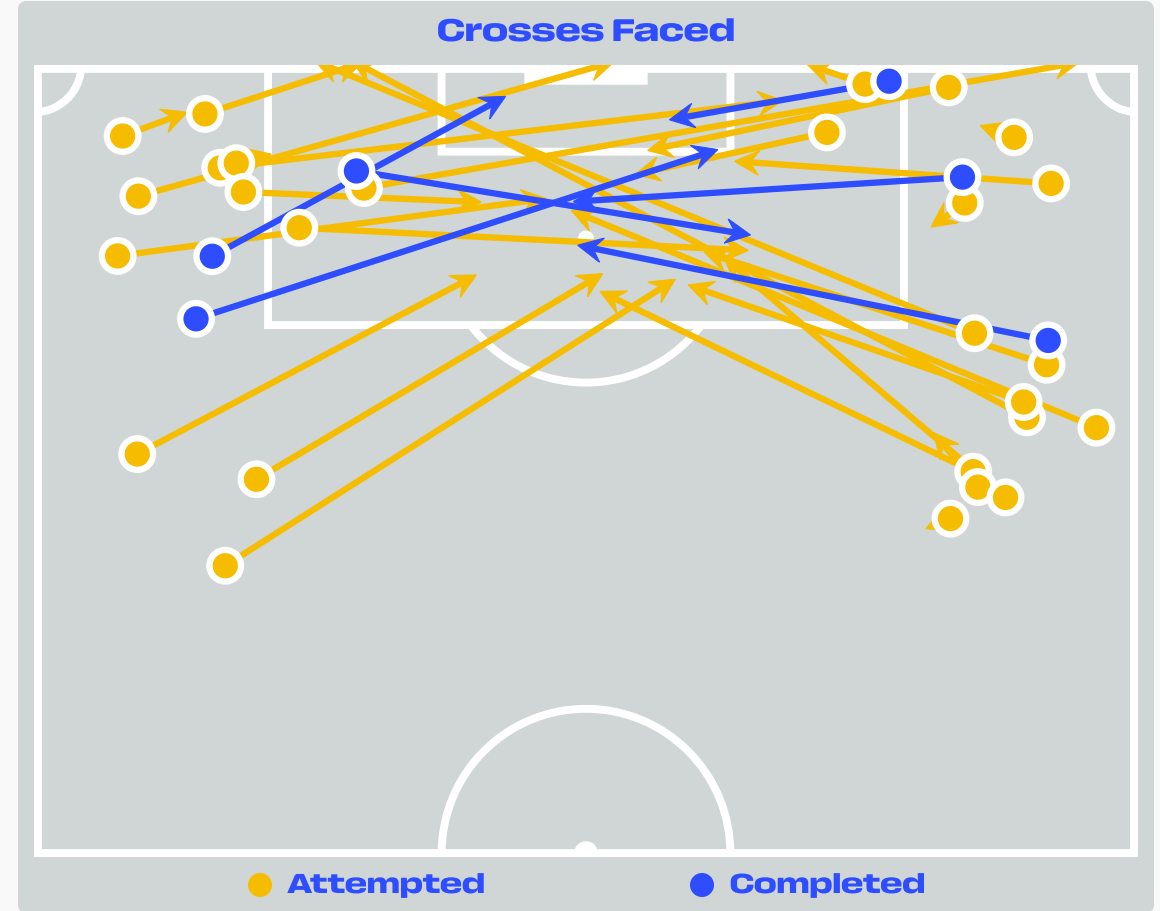


**13**  
Total Attempts on Goal Faced

**75**  
Save %



Total Attempts on Goal Faced	Total Goal Interventions	Save & Retain	Deflect & Retain	Save & Deflect	Save Attempt	No Save Attempt
13	3	2	0	1	3	7

# Aerial Control

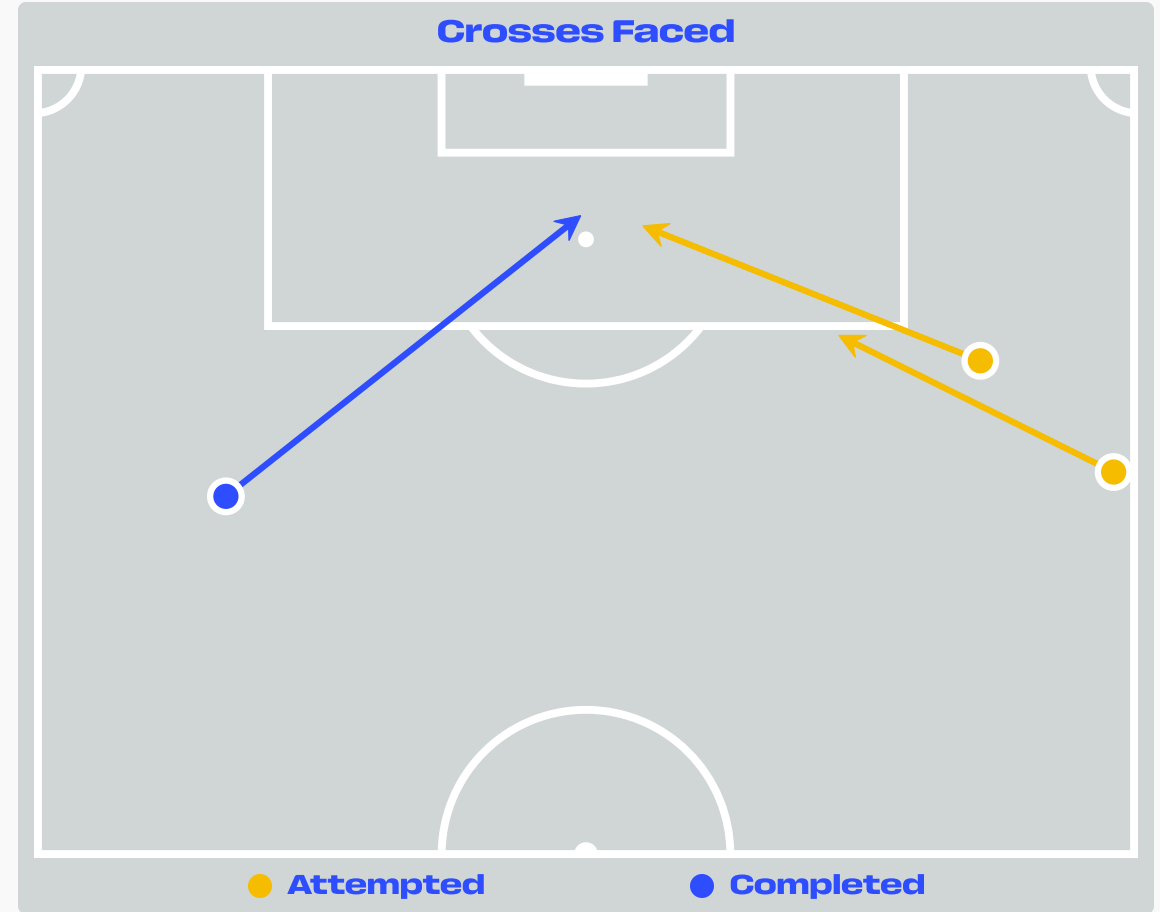




**Delivery Types Faced**

Total	In Swing	Out Swing	Driven	Lofted	Cutback	Push
39	11	10	3	7	0	8

# Aerial Control

Korea Republic



**Delivery Types Faced**

Total	In Swing	Out Swing	Driven	Lofted	Cutback	Push
7	2	5	0	0	0	0

# SET PLAYS



South Africa v Korea Republic

# Set Plays



**21**  
**Total Set Plays**

**9**  
**Total Free Kicks**

**0**  
**Total Penalties**

**4**  
**Total Corners**

**8**  
**Total Throw Ins**



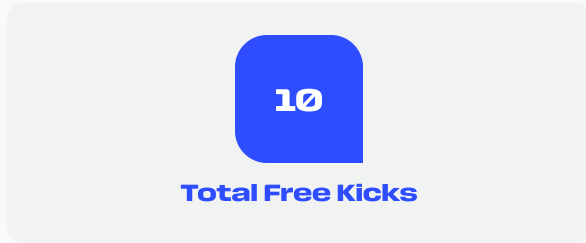
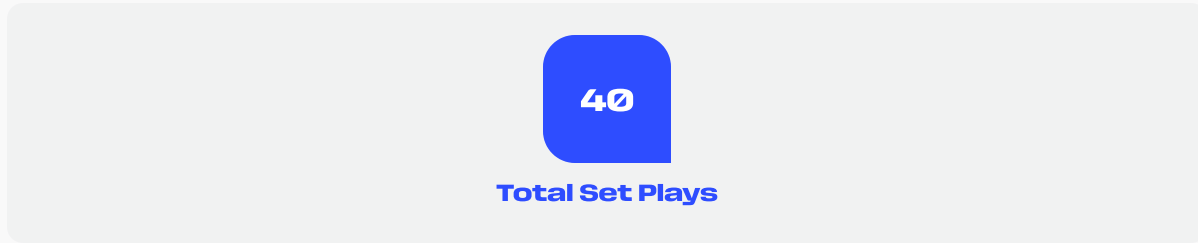
Free Kicks	
Type	Total
Direct	9
Direct (on target)	0
Direct (off target)	0
Indirect	0

Corners			
Delivery Type	From Left Side	From Right Side	Total
Direct to Area	1	3	4
Short	0	0	0
Edge of Penalty Area	0	0	0

Corners	
Delivery Style	Total
Inswing	2
Outswing	2
Driven	0
Lofted	0

# Set Plays

Korea Republic



Free Kicks	
Type	Total
Direct	7
Direct (on target)	0
Direct (off target)	0
Indirect	3

Corners			
Delivery Type	From Left Side	From Right Side	Total
Direct to Area	2	4	6
Short	0	0	0
Edge of Penalty Area	0	0	0

Corners	
Delivery Style	Total
Inswing	4
Outswing	1
Driven	0
Lofted	1

# INDIVIDUAL DATA IN POSSESSION



South Africa v Korea Republic

## In Possession - Distributions



#	Player	Passes Attempted	Passes Completed	Pass Completion %	Switches of Play	Crosses Attempted	Crosses Completed	Line Breaks Attempted	Line Breaks Completed	Line Break Completion %	Ball Progressions	Take Ons	Step Ins	Attempts at Goal	Goals
1	Ronwen WILLIAMS	39	19	49%	0	0	0	26	7	27%	0	0	0	0	0
5	Thalente MBATHA	34	29	85%	0	1	0	8	7	88%	0	0	0	2	0
6	Aubrey MODIBA	22	17	77%	0	1	1	11	7	64%	0	0	0	1	0
7	Oswin APPOLLIS	24	21	88%	1	2	0	5	4	80%	2	1	1	1	0
10	Relebohile MOFOKENG	22	19	86%	1	1	0	10	8	80%	0	0	0	2	0
12	Thapelo MASEKO	10	7	70%	0	1	0	4	2	50%	8	7	1	5	1
13	Sphephelo SITHOLE	53	45	85%	2	0	0	15	12	80%	1	0	1	0	0
14	Mbekezeli MBOKAZI	30	24	80%	0	0	0	9	6	67%	0	0	0	0	0
17	Evidence MAKGOPA	7	4	57%	0	0	0	1	0	0%	3	3	0	2	0
20	Khuliso MUDAU	42	39	93%	0	0	0	12	9	75%	5	3	2	0	0
21	Ime OKON	51	48	94%	1	0	0	9	6	67%	0	0	0	0	0
8	Tshepang MOREMI	6	3	50%	0	0	0	1	0	0%	1	1	0	0	0
15	Iqraam RAYNERS	2	1	50%	0	1	0	1	1	100%	1	0	1	0	0
23	Jayden ADAMS	3	3	100%	0	0	0	0	0	0%	0	0	0	0	0

# In Possession - Offers & Receptions



			Offer movement types						
#	Player	Total Offers	In Front	In Between	Out to In	In to Out	In Behind	No Movement	Offers Received
1	Ronwen WILLIAMS	3	0	0	0	0	0	3	3
5	Thalente MBATHA	11	5	3	0	1	2	0	6
6	Aubrey MODIBA	18	5	0	0	0	5	8	3
7	Oswin APPOLLIS	33	4	7	2	2	12	6	10
10	Relebohile MOFOKENG	18	2	10	0	0	6	0	4
12	Thapelo MASEKO	24	1	3	0	1	11	8	10
13	Sphephelo SITHOLE	33	19	13	0	1	0	0	19
14	Mbekezeli MBOKAZI	6	3	0	0	0	1	2	2
17	Evidence MAKGOPA	13	0	2	0	0	10	1	2
20	Khuliso MUDAU	6	2	1	0	0	1	2	3
21	Ime OKON	10	2	0	0	0	1	7	5
8	Tshepang MOREMI	9	0	2	0	0	5	2	1
15	Iqraam RAYNERS	3	0	2	0	0	1	0	1
23	Jayden ADAMS	2	0	1	0	0	1	0	0

## In Possession - Distributions

Korea Republic



#	Player	Passes Attempted	Passes Completed	Pass Completion %	Switches of Play	Crosses Attempted	Crosses Completed	Line Breaks Attempted	Line Breaks Completed	Line Break Completion %	Ball Progressions	Take Ons	Step Ins	Attempts at Goal	Goals
1	KIM Seunggyu	40	35	88%	1	0	0	7	3	43%	0	0	0	0	0
2	LEE Hanbeom	80	77	96%	0	1	1	9	9	100%	0	0	0	0	0
3	LEE Gihyuk	93	86	92%	2	4	0	19	13	68%	1	1	0	0	0
4	KIM Minjae	82	82	100%	0	0	0	13	13	100%	1	1	0	1	0
6	HWANG Inbeom	79	71	90%	2	2	1	19	17	89%	1	1	0	0	0
8	PAIK Seungho	42	35	83%	0	0	0	14	10	71%	0	0	0	0	0
11	HWANG Heechan	17	13	76%	1	1	0	4	2	50%	2	2	0	1	0
13	LEE Taeseok	12	11	92%	0	5	1	2	2	100%	2	2	0	0	0
18	OH Hyeongyu	11	8	73%	0	1	0	1	1	100%	2	2	0	2	0
19	LEE Kangin	62	53	85%	3	13	1	17	11	65%	2	2	0	1	0
22	SEOL Youngwoo	41	39	95%	0	6	2	4	4	100%	0	0	0	1	0
7	SON Heungmin	24	20	83%	0	1	1	3	3	100%	0	0	0	1	0
9	CHO Guesung	6	4	67%	0	0	0	0	0	0%	0	0	0	0	0
16	PARK Jinseob	47	45	96%	0	0	0	5	3	60%	0	0	0	1	0
23	CASTROP Jens	30	27	90%	1	4	1	4	3	75%	4	4	0	0	0
24	KIM Jingyu	52	51	98%	0	1	0	22	20	91%	0	0	0	0	0

## In Possession - Offers &amp; Receptions

Korea Republic



			Offer movement types						
#	Player	Total Offers	In Front	In Between	Out to In	In to Out	In Behind	No Movement	Offers Received
1	KIM Seunggyu	10	0	0	0	0	0	10	6
2	LEE Hanbeom	6	3	0	0	0	0	3	2
3	LEE Gihyuk	21	6	0	0	0	0	15	10
4	KIM Minjae	8	0	0	0	0	0	8	5
6	HWANG Inbeom	96	53	18	4	2	6	13	39
8	PAIK Seungho	22	16	4	0	1	0	1	16
11	HWANG Heechan	27	2	10	1	2	7	5	9
13	LEE Taeseok	19	1	2	0	0	11	5	5
18	OH Hyeongyu	45	2	19	1	2	18	3	8
19	LEE Kangin	70	21	14	1	1	7	26	32
22	SEOL Youngwoo	37	8	3	1	5	14	6	11
7	SON Heungmin	31	7	8	0	0	15	1	8
9	CHO Guesung	9	0	3	0	0	6	0	4
16	PARK Jinseob	5	0	0	0	0	2	3	3
23	CASTROP Jens	19	1	1	0	0	5	12	4
24	KIM Jingyu	9	4	3	0	1	1	0	5

# INDIVIDUAL DATA OUT OF POSSESSION



South Africa v Korea Republic

## Out of Possession



#	Player	Tackles Made / Won	Blocks	Interceptions	Pressing Direct	Pressing Indirect	Duels Won - Aerial	Duels Won - Physical	Possession Contests won	Clearances	Loose Ball Receptions	Pushing On	Pushing On into Pressing	Possession Regains	Possession Interrupted
1	Ronwen WILLIAMS	0 / 0	0	1	0	0	0	0	0	0	2	0	0	5	0
5	Thalente MBATHA	2 / 1	2	2	4	25	1	1	2	4	9	18	8	5	5
6	Aubrey MODIBA	1 / 0	3	0	2	19	0	0	1	3	4	29	12	2	4
7	Oswin APPOLLIS	3 / 1	3	0	4	42	0	0	0	0	7	25	20	1	2
10	Relebohile MOFOKENG	2 / 0	2	0	5	56	0	0	1	1	4	44	25	0	1
12	Thapelo MASEKO	3 / 0	3	0	9	29	0	0	1	0	4	16	13	3	1
13	Sphephelo SITHOLE	1 / 0	5	0	0	25	4	0	4	5	6	49	9	6	3
14	Mbekezeli MBOKAZI	4 / 2	2	0	2	7	2	0	2	9	5	12	3	6	7
17	Evidence MAKGOPA	7 / 0	2	1	4	26	7	0	7	3	1	45	19	2	4
20	Khuliso MUDAU	1 / 0	3	2	4	13	0	0	0	8	6	14	8	4	4
21	Ime OKON	1 / 1	2	0	0	1	2	0	2	2	7	4	1	4	1
8	Tshepang MOREMI	1 / 0	0	0	1	13	0	0	0	1	1	15	10	0	1
15	Iqraam RAYNERS	0 / 0	1	0	2	15	1	0	2	2	0	15	11	2	0
23	Jayden ADAMS	0 / 0	1	0	0	13	0	0	0	2	0	11	6	0	2

## Out of Possession

Korea Republic



#	Player	Tackles Made / Won	Blocks	Interceptions	Pressing Direct	Pressing Indirect	Duels Won - Aerial	Duels Won - Physical	Possession Contests won	Clearances	Loose Ball Receptions	Pushing On	Pushing On into Pressing	Possession Regains	Possession Interrupted
1	KIM Seunggyu	0 / 0	0	0	0	0	0	0	0	0	4	0	0	6	0
2	LEE Hanbeom	3 / 1	1	3	5	7	2	0	2	6	4	9	2	7	5
3	LEE Gihyuk	2 / 0	3	3	0	7	8	1	9	9	6	18	5	11	10
4	KIM Minjae	0 / 0	1	0	0	3	2	0	2	2	6	14	0	3	2
6	HWANG Inbeom	3 / 2	1	0	2	23	0	0	0	1	2	26	10	4	1
8	PAIK Seungho	1 / 0	3	0	0	10	0	0	0	0	3	13	2	0	2
11	HWANG Heechan	2 / 1	0	0	1	10	0	0	0	1	1	9	3	1	1
13	LEE Taeseok	4 / 1	1	0	4	15	1	0	1	0	2	15	12	1	0
18	OH Hyeongyu	1 / 0	1	0	3	23	2	0	2	0	0	16	9	0	1
19	LEE Kangin	1 / 0	1	0	2	22	1	0	1	0	5	14	11	0	1
22	SEOL Youngwoo	2 / 1	1	1	2	18	1	0	1	3	4	15	7	4	2
7	SON Heungmin	0 / 0	1	0	0	13	0	0	0	1	3	9	7	1	2
9	CHO Guesung	0 / 0	0	0	0	4	1	1	2	0	0	3	1	2	0
16	PARK Jinseob	0 / 0	0	0	0	0	3	0	3	2	2	1	0	1	2
23	CASTROP Jens	2 / 1	1	0	5	8	1	0	2	3	2	6	5	2	2
24	KIM Jingyu	2 / 0	1	0	3	9	0	0	1	1	5	4	1	2	1

# INDIVIDUAL DATA PHYSICAL



South Africa v Korea Republic

## Physical Data



#	Player	Total Distance (m)	Zone 1: 0-7 km/h (m)	Zone 2: 7-15 km/h (m)	Zone 3: 15-20 km/h (m)	Zone 4: 20-25 km/h (m)	Zone 5: 25+ km/h (m)	High Speed Runs (Zone 3)	Sprints (Zone 4 & 5)	Top Speed (km/h)
1	Ronwen WILLIAMS	4893.8	4046.5	796.9	38.7	8.3	3.4	3.0	1.0	25.7
5	Thalente MBATHA	11220.9	4139.2	4778.0	1654.9	504.5	144.3	145.0	43.0	30.4
6	Aubrey MODIBA	9984.3	3914.7	4458.5	1002.7	482.5	125.8	90.0	29.0	31.0
7	Oswin APPOLLIS	7414.5	2522.2	3200.2	1084.7	463.9	143.6	88.0	37.0	29.0
10	Relebohile MOFOKENG	10691.2	2811.4	5488.1	1596.1	653.8	141.8	144.0	43.0	31.0
12	Thapelo MASEKO	8523.7	3109.2	3533.1	1061.6	527.0	292.7	96.0	50.0	31.8
13	Sphephelo SITHOLE	11189.1	3971.9	4668.0	1912.4	545.4	91.4	182.0	39.0	31.1
14	Mbekezeli MBOKAZI	8994.5	3976.6	3815.4	807.2	276.6	118.6	76.0	25.0	31.0
17	Evidence MAKGOPA	10644.9	4442.6	4303.3	1287.1	463.5	148.4	124.0	34.0	32.5
20	Khuliso MUDAU	9443.1	3798.2	4075.1	938.8	389.9	241.1	85.0	43.0	31.8
21	Ime OKON	9877.3	4202.0	3969.6	1134.0	425.5	146.1	94.0	38.0	32.3
8	Tshepang MOREMI	4272.2	1229.4	1929.0	595.8	347.3	170.7	51.0	30.0	33.0
15	Iqraam RAYNERS	2481.5	1018.8	900.0	279.3	173.8	109.5	28.0	15.0	30.6
23	Jayden ADAMS	2192.7	612.9	1042.8	375.2	153.4	8.5	30.0	11.0	26.4

## Physical Data

Korea Republic



#	Player	Total Distance (m)	Zone 1: 0-7 km/h (m)	Zone 2: 7-15 km/h (m)	Zone 3: 15-20 km/h (m)	Zone 4: 20-25 km/h (m)	Zone 5: 25+ km/h (m)	High Speed Runs (Zone 3)	Sprints (Zone 4 & 5)	Top Speed (km/h)
1	KIM Seunggyu	4761.7	3727.0	907.5	90.9	36.3	0	9.0	4.0	23.5
2	LEE Hanbeom	10408.7	4146.8	4167.1	1419.9	455.8	219.1	118.0	38.0	32.3
3	LEE Gihyuk	10071.9	4074.7	4054.7	1276.2	459.6	206.6	113.0	39.0	32.8
4	KIM Minjae	6721.8	2855.8	2560.5	768.2	299.9	237.4	66.0	23.0	33.4
6	HWANG Inbeom	11480.2	3625.7	5753.0	1520.6	464.8	116.0	129.0	34.0	29.8
8	PAIK Seunggho	5628.8	1964.4	2674.6	697.7	272.9	19.1	60.0	18.0	26.4
11	HWANG Heechan	5218.1	2111.1	2082.6	632.5	307.4	84.5	51.0	28.0	30.1
13	LEE Taeseok	5596.3	1848.3	2277.2	739.9	456.8	274.1	61.0	33.0	32.4
18	OH Hyeongyu	8015.5	3318.7	3412.9	902.7	323.6	57.5	82.0	30.0	29.7
19	LEE Kangin	9488.8	4149.9	3922.6	1015.0	339.0	62.2	94.0	22.0	27.3
22	SEOL Youngwoo	11274.8	4034.5	4666.6	1561.2	748.0	264.5	123.0	59.0	34.1
7	SON Heungmin	5283.5	2000.0	2256.2	575.0	368.1	84.2	47.0	24.0	32.1
9	CHO Guesung	2337.1	946.8	966.1	224.3	127.0	72.9	16.0	13.0	30.5
16	PARK Jinseob	3321.2	1202.8	1480.8	523.2	109.2	5.2	42.0	6.0	26.0
23	CASTROP Jens	5519.8	1950.0	2484.1	555.6	361.9	168.2	40.0	32.0	31.2
24	KIM Jingyu	5913.4	2186.5	2695.6	737.2	256.2	37.9	71.0	18.0	26.8



TM