



## **Czechia 0 - 3 Mexico**

Group A - Match 53

24 June 2026

19:00 Kick Off

Mexico City Stadium

# **POST MATCH SUMMARY REPORT**

# Match Summary - Teams



0 - 3

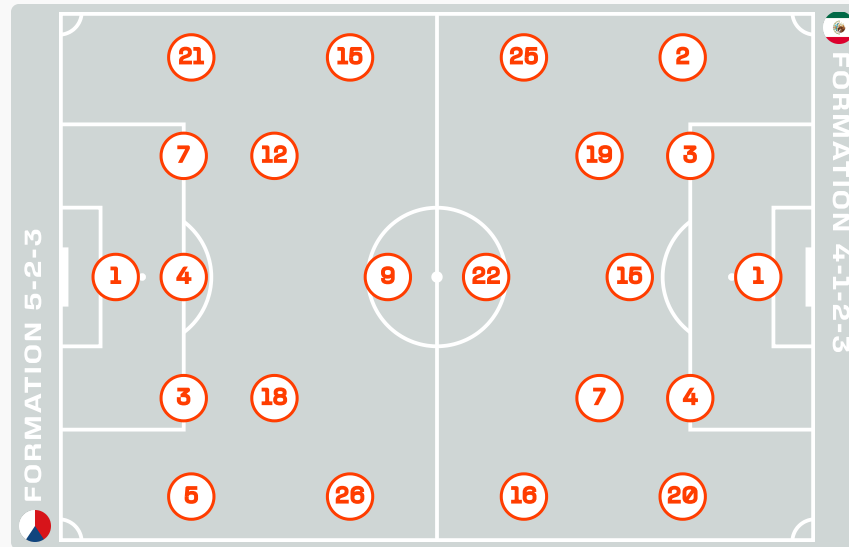


## STARTING

- 1 GK Matej KOVAR
- 3 DF Tomas HOLES ↓ 64'
- 4 DF Robin HRANAC
- 5 DF Vladimir GOUFAL
- 7 DF Ladislav KREJCI
- 9 FW Adam HLOZEK ↓ 64'
- 12 MF Lukas CERV ↓ 87'
- 15 FW Pavel SULC
- 18 MF Michal SADILEK
- 21 DF David DOUDERA
- 26 FW Denis VISINSKY ↓ 56'

## SUBSTITUTES

- 16 GK Jindrich STANEK
- 23 GK Lukas HORNICEK
- 2 DF David ZIMA
- 6 DF Stepan CHALOUPEK
- 8 MF Vladimir DARIDA
- 10 FW Patrik SCHICK ↑ 64'
- 11 FW Jan KUCHTA
- 13 FW Mojmir CHYTIL
- 14 DF David JURASEK
- 17 MF Lukas PROVOD ↑ 56'
- 19 FW Tomas CHORY ↑ 87'
- 20 DF Jaroslav ZELENY
- 22 MF Tomas SOUCEK ↑ 64' ↓ 87'
- 24 MF Alexandr SOJKA ↑ 87'
- 25 MF Hugo SOCHUREK



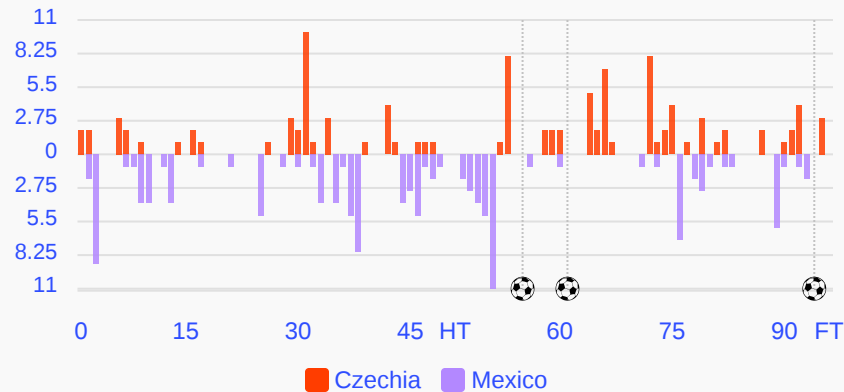
## STARTING

- ↓ 78' Raul RANGEL GK 1
- Jorge SANCHEZ DF 2
- Cesar MONTES DF 3
- 64' Edson ALVAREZ DF 4
- ↓ 63' Luis ROMO MF 7
- Israel REYES DF 15
- 61' Julian QUINONES FW 16
- ↓ 72' Gilberto MORA MF 19
- ↓ 78' Mateo CHAVEZ DF 20
- ↓ 63' Guillermo MARTINEZ FW 22
- Roberto ALVARADO FW 25

## SUBSTITUTES

- Carlos AGEVEDO GK 12
- ↑ 78' Guillermo OCHOA GK 13
- Johan VASQUEZ DF 5
- Erik LIRA MF 6
- 90+4' ↑ 72' Alvaro FIDALGO MF 8
- Raul JIMENEZ FW 9
- Alexis VEGA FW 10
- ↑ 63' Santiago GIMENEZ FW 11
- Armando GONZALEZ FW 14
- Orbelin PINEDA MF 17
- ↑ 63' Obed VARGAS MF 18
- Cesar HUERTA FW 21
- ↑ 78' Jesus GALLARDO DF 23
- Luis CHAVEZ MF 24
- Brian GUTIERREZ MF 26

## Distribution in the Final Third



# Match Summary - Key Statistics



0 - 3



## Possession

**Total**



**Total**

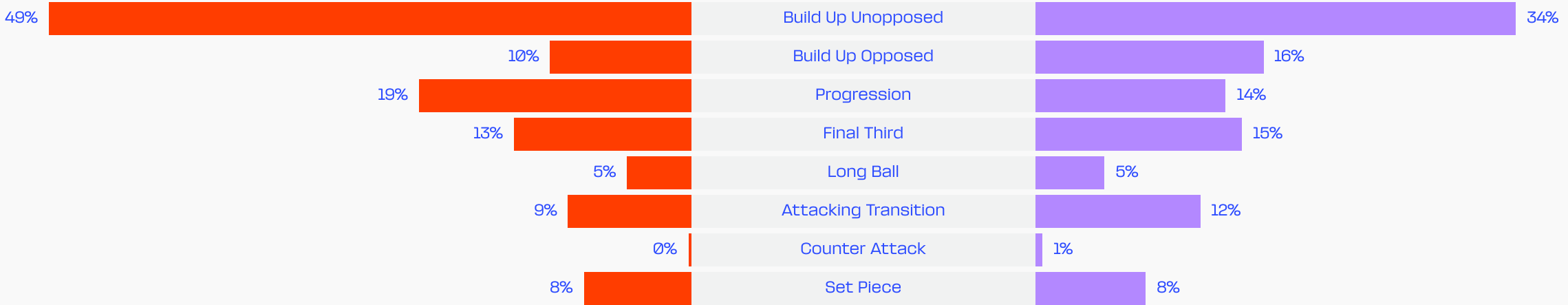
|           |  |           |
|-----------|--|-----------|
| 0         | Goals  | 3         |
| 0.44      | xG (Expected Goals)                            | 2.1       |
| 13 (1)    | Attempts at Goal (On Target)                   | 11 (5)    |
| 423 (352) | Total Passes (Complete)                        | 394 (340) |
| 83 %      | Pass Completion %                              | 86 %      |
| 82        | Completed Line Breaks                          | 71        |
| 6         | Defensive Line Breaks                          | 5         |
| 80        | Receptions in the Final Third                  | 109       |
| 20        | Crosses  | 14        |
| 18        | Ball Progressions                              | 14        |
| 213 (27)  | Defensive Pressures Applied (Direct Pressures) | 233 (23)  |
| 38        | Forced Turnovers                               | 35        |
| 66        | Second Balls                                   | 51        |
| 111.6 km  | Total Distance Covered                         | 114.7 km  |
| 5.3 km    | Zone 4 - Low Speed Sprinting: 20-25 km/h       | 5.5 km    |



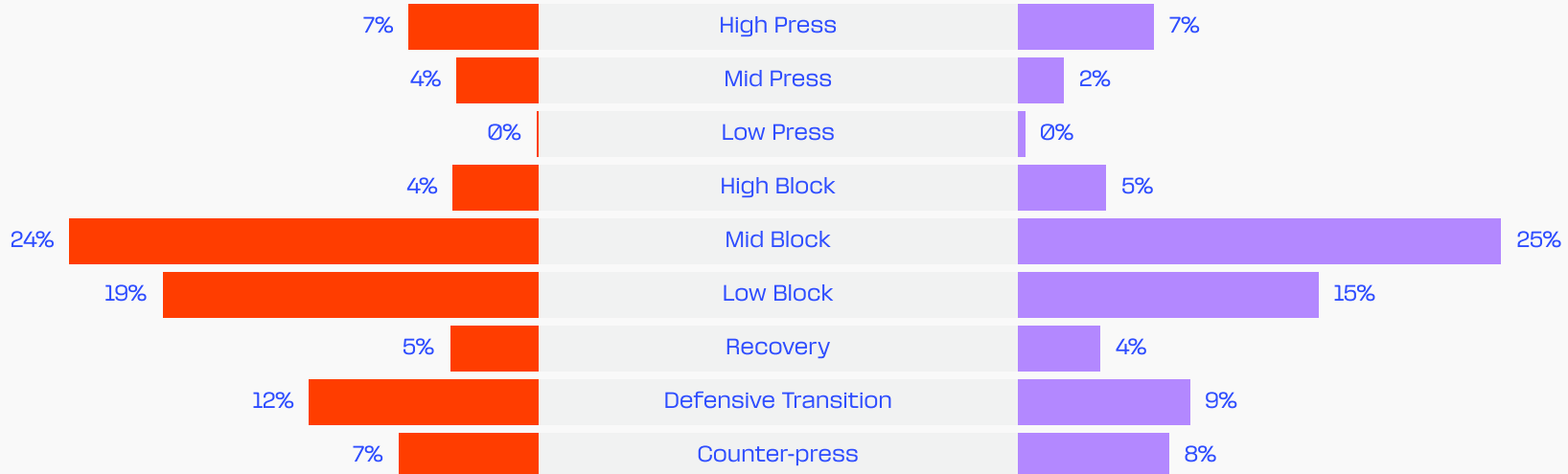
# Phases of Play



## IN POSSESSION



## OUT OF POSSESSION

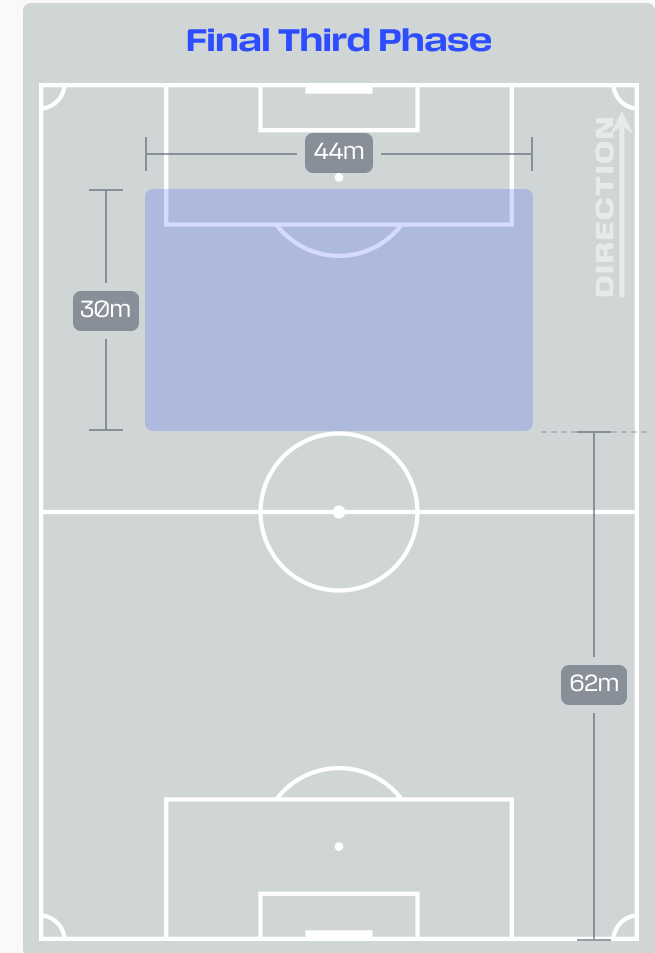
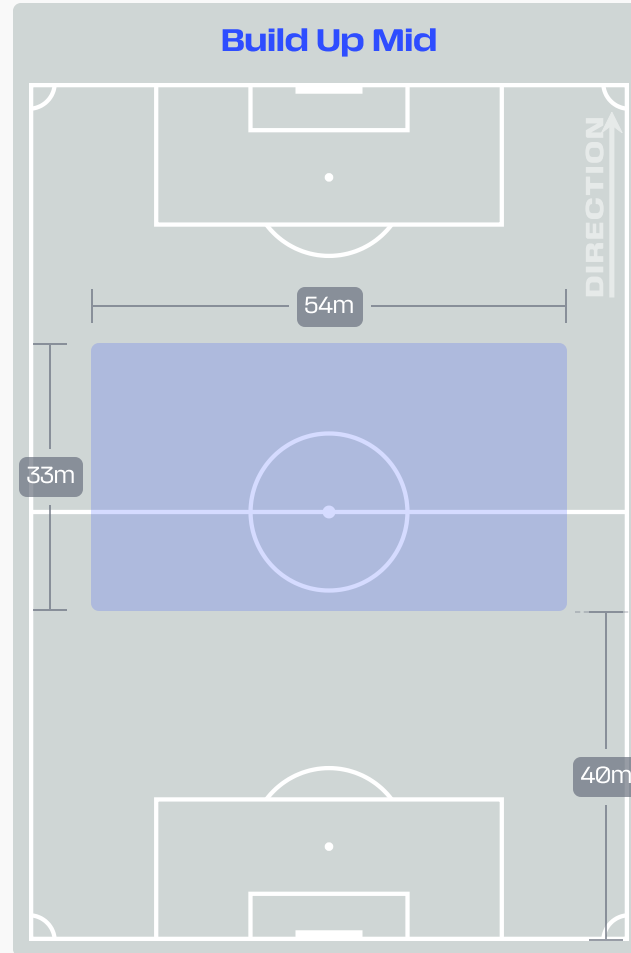
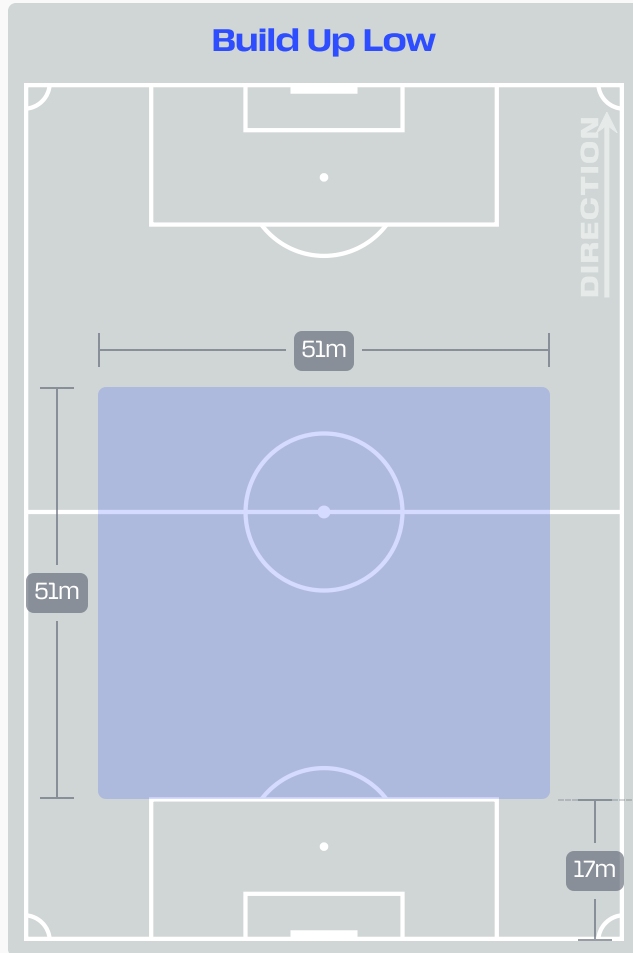


# IN POSSESSION

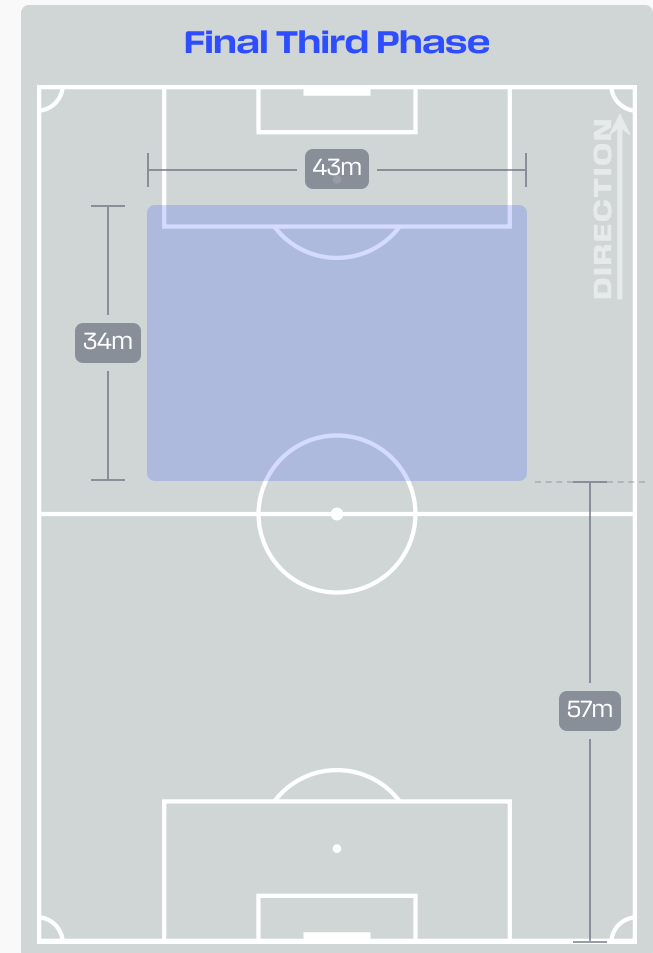
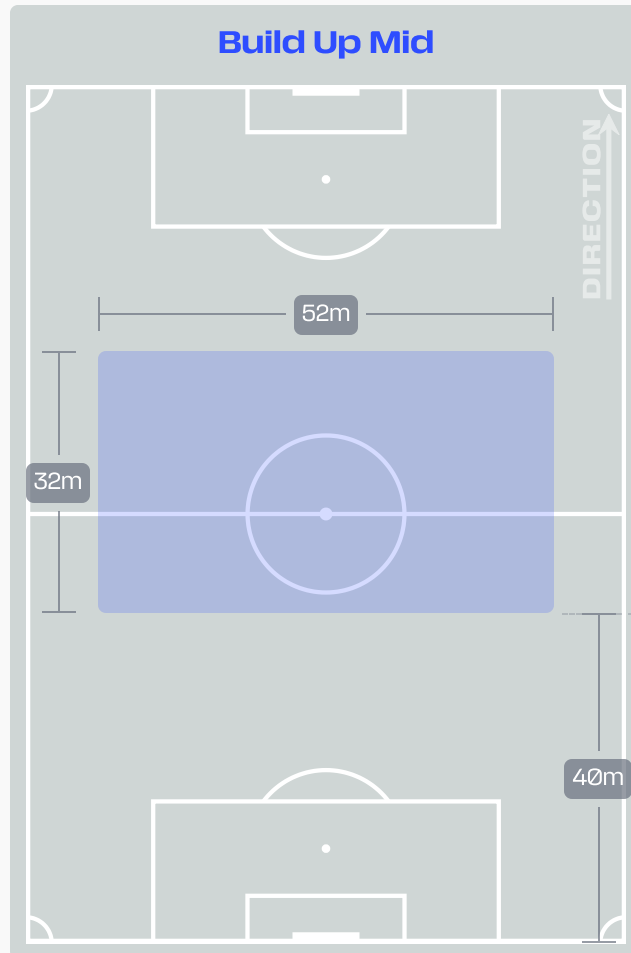
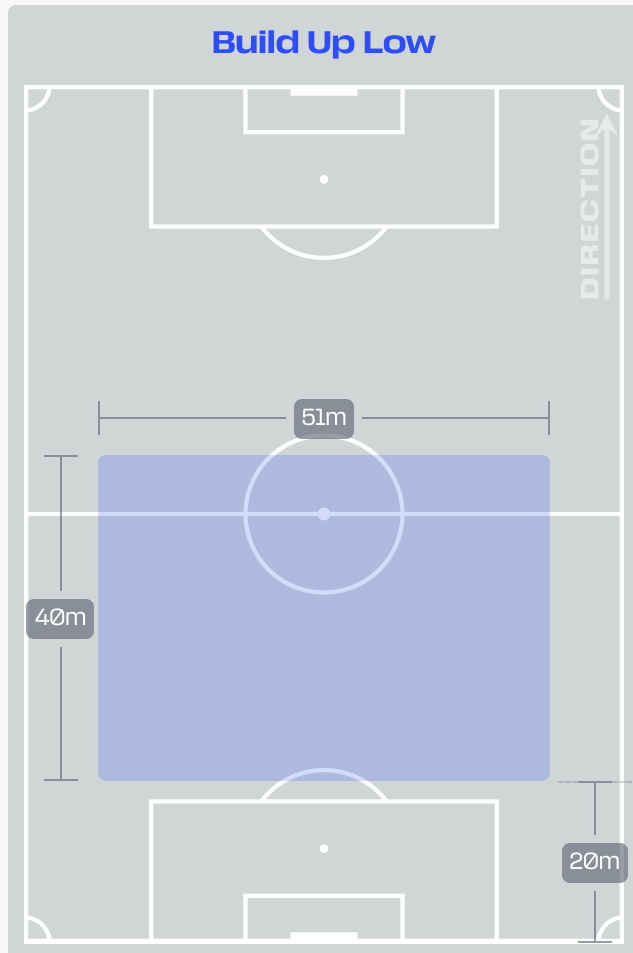


Czechia v Mexico

# In Possession Line Height & Team Length



# In Possession Line Height & Team Length



# Line Breaks

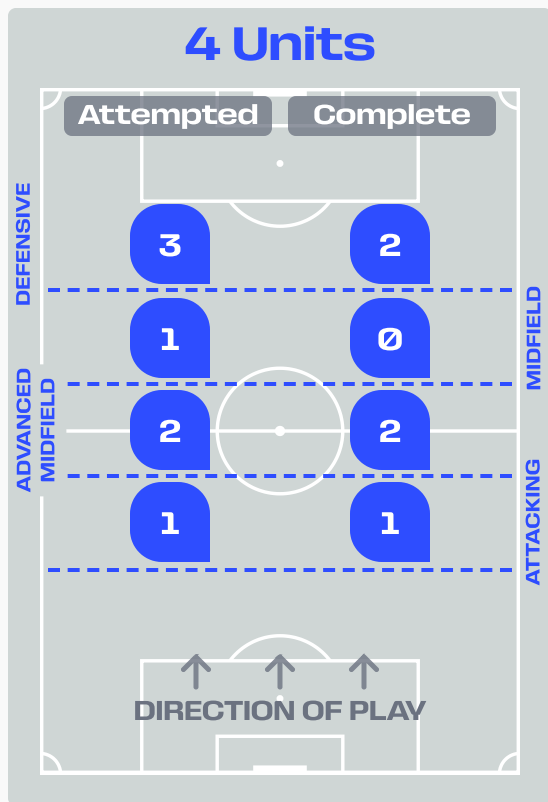


Attempted Line Breaks  
**122**

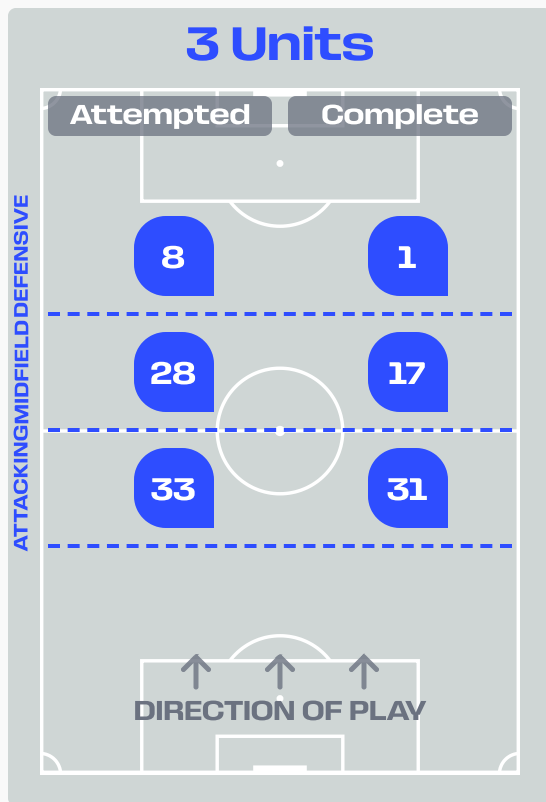
27 Attempted  
20 Complete

44 Attempted  
42 Complete

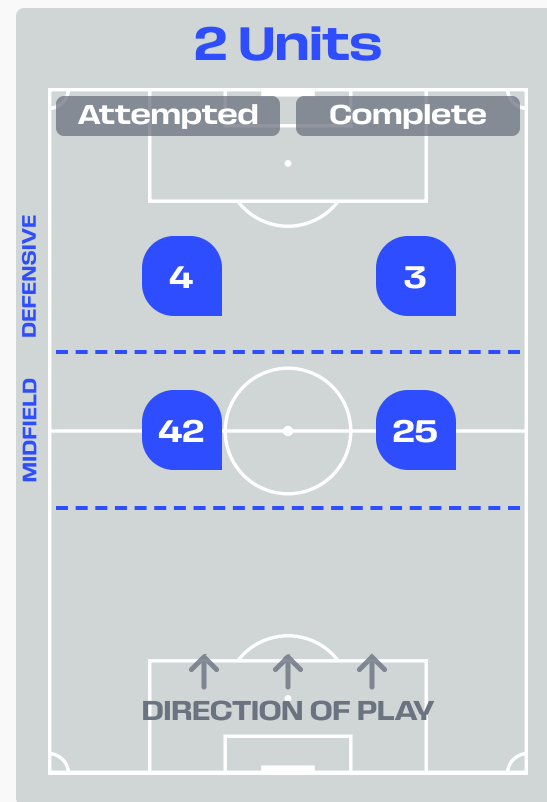
51 Attempted  
20 Complete



**Attempted Line Breaks 7**  
Inside Shape 4  
Outside Shape 3



**Attempted Line Breaks 69**  
Inside Shape 41  
Outside Shape 28



**Attempted Line Breaks 46**  
Inside Shape 30  
Outside Shape 16

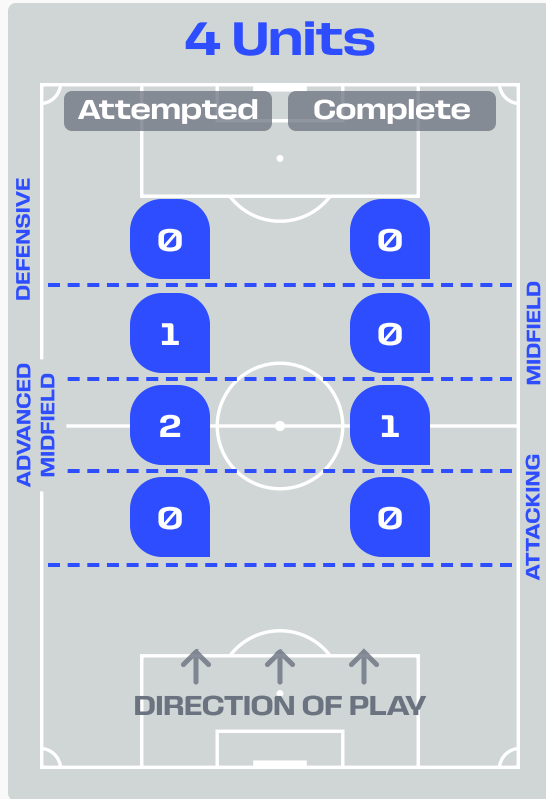
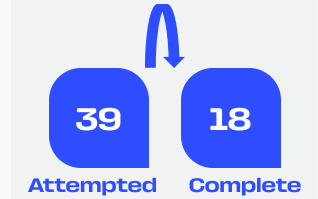
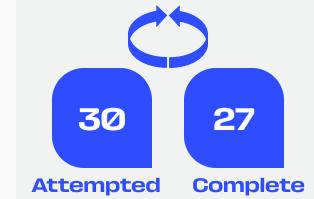
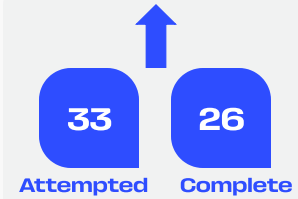
# Line Breaks



Mexico

## Attempted Line Breaks

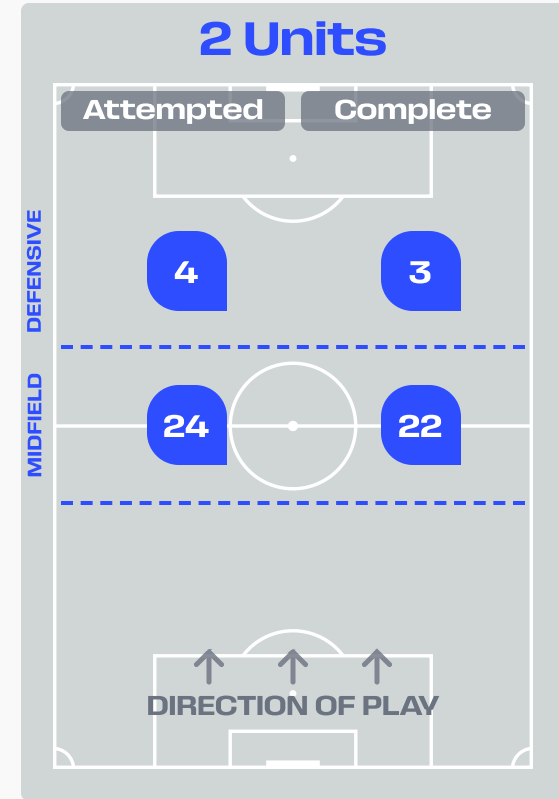
# 102



|                              |          |
|------------------------------|----------|
| <b>Attempted Line Breaks</b> | <b>3</b> |
| Inside Shape                 | 2        |
| Outside Shape                | 1        |



|                              |           |
|------------------------------|-----------|
| <b>Attempted Line Breaks</b> | <b>71</b> |
| Inside Shape                 | 47        |
| Outside Shape                | 24        |



|                              |           |
|------------------------------|-----------|
| <b>Attempted Line Breaks</b> | <b>28</b> |
| Inside Shape                 | 17        |
| Outside Shape                | 11        |

## Line Breaks



|    |                 |                       |                       |                         | 4 Units        |                         |               |                | 3 Units        |               |                | 2 Units       |                | Direction |        |      | Distribution Type |       |                  |
|----|-----------------|-----------------------|-----------------------|-------------------------|----------------|-------------------------|---------------|----------------|----------------|---------------|----------------|---------------|----------------|-----------|--------|------|-------------------|-------|------------------|
| #  | Player          | Line Breaks Attempted | Line Breaks Completed | Line Break Completion % | Attacking Line | Attacking Midfield Line | Midfield Line | Defensive Line | Attacking Line | Midfield Line | Defensive Line | Midfield Line | Defensive Line | Through   | Around | Over | Pass              | Cross | Ball Progression |
| 1  | Matej KOVAR     | 14                    | 6                     | 43%                     | 0              | 0                       | 1             | 0              | 3              | 7             | 0              | 3             | 0              | 1         | 1      | 12   | 14                | 0     | 0                |
| 3  | Tomas HOLES     | 7                     | 6                     | 86%                     | 0              | 0                       | 0             | 0              | 2              | 2             | 0              | 3             | 0              | 0         | 5      | 2    | 7                 | 0     | 0                |
| 4  | Robin HRANAC    | 9                     | 6                     | 67%                     | 0              | 0                       | 0             | 0              | 4              | 2             | 2              | 1             | 0              | 2         | 4      | 3    | 8                 | 1     | 0                |
| 5  | Vladimir COUFAL | 18                    | 9                     | 50%                     | 0              | 0                       | 0             | 1              | 3              | 2             | 2              | 8             | 2              | 3         | 4      | 11   | 14                | 4     | 0                |
| 7  | Ladislav KREJCI | 26                    | 22                    | 85%                     | 1              | 1                       | 0             | 0              | 15             | 3             | 0              | 6             | 0              | 6         | 16     | 4    | 26                | 0     | 0                |
| 9  | Adam HLOZEK     | 3                     | 3                     | 100%                    | 0              | 0                       | 0             | 1              | 0              | 1             | 0              | 1             | 0              | 2         | 1      | 0    | 2                 | 0     | 1                |
| 12 | Lukas CERV      | 4                     | 3                     | 75%                     | 0              | 0                       | 0             | 0              | 0              | 0             | 1              | 3             | 0              | 2         | 0      | 2    | 3                 | 0     | 1                |
| 15 | Pavel SULC      | 3                     | 1                     | 33%                     | 0              | 0                       | 0             | 0              | 0              | 2             | 0              | 1             | 0              | 2         | 1      | 0    | 2                 | 0     | 1                |
| 18 | Michal SADILEK  | 11                    | 7                     | 64%                     | 0              | 1                       | 0             | 0              | 2              | 2             | 1              | 4             | 1              | 3         | 2      | 6    | 10                | 1     | 0                |
| 21 | David DOUDERA   | 17                    | 11                    | 65%                     | 0              | 0                       | 0             | 1              | 3              | 5             | 1              | 6             | 1              | 6         | 3      | 8    | 15                | 0     | 2                |
| 26 | Denis VISINSKY  | 2                     | 2                     | 100%                    | 0              | 0                       | 0             | 0              | 0              | 1             | 0              | 1             | 0              | 0         | 2      | 0    | 2                 | 0     | 0                |
| 10 | Patrik SCHICK   | 0                     | 0                     | 0%                      | 0              | 0                       | 0             | 0              | 0              | 0             | 0              | 0             | 0              | 0         | 0      | 0    | 0                 | 0     | 0                |
| 17 | Lukas PROVOD    | 6                     | 5                     | 83%                     | 0              | 0                       | 0             | 0              | 1              | 1             | 0              | 4             | 0              | 0         | 5      | 1    | 6                 | 0     | 0                |
| 19 | Tomas CHORY     | 1                     | 0                     | 0%                      | 0              | 0                       | 0             | 0              | 0              | 0             | 1              | 0             | 0              | 0         | 0      | 1    | 1                 | 0     | 0                |
| 22 | Tomas SOUCEK    | 0                     | 0                     | 0%                      | 0              | 0                       | 0             | 0              | 0              | 0             | 0              | 0             | 0              | 0         | 0      | 0    | 0                 | 0     | 0                |
| 24 | Alexandr SOJKA  | 1                     | 1                     | 100%                    | 0              | 0                       | 0             | 0              | 0              | 0             | 0              | 1             | 0              | 0         | 0      | 1    | 0                 | 1     | 0                |

# Line Breaks



|    |                    |                       |                       |                         | 4 Units        |                         |               |                | 3 Units        |               |                | 2 Units       |                | Direction |        |      | Distribution Type |       |                  |
|----|--------------------|-----------------------|-----------------------|-------------------------|----------------|-------------------------|---------------|----------------|----------------|---------------|----------------|---------------|----------------|-----------|--------|------|-------------------|-------|------------------|
| #  | Player             | Line Breaks Attempted | Line Breaks Completed | Line Break Completion % | Attacking Line | Attacking Midfield Line | Midfield Line | Defensive Line | Attacking Line | Midfield Line | Defensive Line | Midfield Line | Defensive Line | Through   | Around | Over | Pass              | Cross | Ball Progression |
| 1  | Raul RANGEL        | 10                    | 5                     | 50%                     | 0              | 0                       | 0             | 0              | 3              | 6             | 1              | 0             | 0              | 0         | 0      | 10   | 10                | 0     | 0                |
| 2  | Jorge SANCHEZ      | 11                    | 10                    | 91%                     | 0              | 0                       | 0             | 0              | 3              | 2             | 0              | 6             | 0              | 2         | 6      | 3    | 11                | 0     | 0                |
| 3  | Cesar MONTES       | 6                     | 6                     | 100%                    | 0              | 0                       | 0             | 0              | 3              | 0             | 0              | 3             | 0              | 3         | 2      | 1    | 6                 | 0     | 0                |
| 4  | Edson ALVAREZ      | 11                    | 6                     | 55%                     | 0              | 1                       | 1             | 0              | 6              | 3             | 0              | 0             | 0              | 4         | 4      | 3    | 11                | 0     | 0                |
| 7  | Luis ROMO          | 6                     | 4                     | 67%                     | 0              | 0                       | 0             | 0              | 1              | 3             | 0              | 2             | 0              | 3         | 2      | 1    | 6                 | 0     | 0                |
| 15 | Israel REYES       | 10                    | 9                     | 90%                     | 0              | 1                       | 0             | 0              | 5              | 4             | 0              | 0             | 0              | 6         | 3      | 1    | 10                | 0     | 0                |
| 16 | Julian QUINONES    | 3                     | 3                     | 100%                    | 0              | 0                       | 0             | 0              | 0              | 1             | 1              | 0             | 1              | 2         | 0      | 1    | 2                 | 0     | 1                |
| 19 | Gilberto MORA      | 8                     | 6                     | 75%                     | 0              | 0                       | 0             | 0              | 0              | 4             | 1              | 2             | 1              | 5         | 3      | 0    | 7                 | 0     | 1                |
| 20 | Mateo CHAVEZ       | 9                     | 7                     | 78%                     | 0              | 0                       | 0             | 0              | 1              | 4             | 1              | 2             | 1              | 2         | 5      | 2    | 7                 | 0     | 2                |
| 22 | Guillermo MARTINEZ | 0                     | 0                     | 0%                      | 0              | 0                       | 0             | 0              | 0              | 0             | 0              | 0             | 0              | 0         | 0      | 0    | 0                 | 0     | 0                |
| 25 | Roberto ALVARADO   | 18                    | 10                    | 56%                     | 0              | 0                       | 0             | 0              | 1              | 6             | 3              | 7             | 1              | 5         | 4      | 9    | 15                | 2     | 1                |
| 13 | Guillermo OCHOA    | 7                     | 3                     | 43%                     | 0              | 0                       | 0             | 0              | 1              | 3             | 2              | 1             | 0              | 0         | 0      | 7    | 7                 | 0     | 0                |
| 8  | Alvaro FIDALGO     | 2                     | 1                     | 50%                     | 0              | 0                       | 0             | 0              | 0              | 1             | 1              | 0             | 0              | 1         | 1      | 0    | 2                 | 0     | 0                |
| 11 | Santiago GIMENEZ   | 0                     | 0                     | 0%                      | 0              | 0                       | 0             | 0              | 0              | 0             | 0              | 0             | 0              | 0         | 0      | 0    | 0                 | 0     | 0                |
| 18 | Obed VARGAS        | 0                     | 0                     | 0%                      | 0              | 0                       | 0             | 0              | 0              | 0             | 0              | 0             | 0              | 0         | 0      | 0    | 0                 | 0     | 0                |
| 23 | Jesus GALLARDO     | 1                     | 1                     | 100%                    | 0              | 0                       | 0             | 0              | 0              | 0             | 0              | 1             | 0              | 0         | 0      | 1    | 1                 | 0     | 0                |

# Passing Networks



| #  | Passes From ↓ to → | Matej KOVAR | Tomas HOLES | Robin HRANAC | Vladimir COUFAL | Ladislav KREJCI | Adam HLOZEK | Lukas CERV | Pavel SULC | Michal SADILEK | David DOUDERA | Denis VISINSKY | Patrik SCHICK | Lukas PROVOD | Tomas CHORY | Tomas SOUCEK | Alexandr SOJKA |
|----|--------------------|-------------|-------------|--------------|-----------------|-----------------|-------------|------------|------------|----------------|---------------|----------------|---------------|--------------|-------------|--------------|----------------|
| 1  | Matej KOVAR        |             | 0           | 5            | 3               | 12              | 0           | 0          | 0          | 1              | 2             | 1              | 0             | 0            | 0           | 0            | 1              |
| 3  | Tomas HOLES        | 10          |             | 7            | 6               | 0               | 1           | 0          | 2          | 1              | 1             | 0              | 0             | 2            | 0           | 0            | 0              |
| 4  | Robin HRANAC       | 2           | 11          |              | 5               | 12              | 0           | 3          | 2          | 3              | 2             | 0              | 0             | 4            | 0           | 0            | 0              |
| 5  | Vladimir COUFAL    | 2           | 2           | 3            |                 | 0               | 1           | 2          | 4          | 4              | 4             | 0              | 0             | 5            | 0           | 1            | 1              |
| 7  | Ladislav KREJCI    | 10          | 2           | 16           | 1               |                 | 2           | 1          | 1          | 10             | 5             | 8              | 0             | 1            | 0           | 0            | 0              |
| 9  | Adam HLOZEK        | 0           | 0           | 1            | 0               | 0               |             | 1          | 2          | 0              | 2             | 2              | 0             | 0            | 0           | 0            | 0              |
| 12 | Lukas CERV         | 0           | 2           | 3            | 3               | 1               | 0           |            | 2          | 1              | 3             | 1              | 0             | 1            | 0           | 0            | 0              |
| 15 | Pavel SULC         | 0           | 2           | 1            | 3               | 2               | 0           | 1          |            | 3              | 2             | 0              | 1             | 0            | 0           | 0            | 0              |
| 18 | Michal SADILEK     | 0           | 5           | 3            | 1               | 11              | 2           | 4          | 0          |                | 8             | 3              | 0             | 1            | 0           | 0            | 2              |
| 21 | David DOUDERA      | 2           | 1           | 0            | 1               | 3               | 2           | 2          | 2          | 5              |               | 2              | 1             | 4            | 1           | 0            | 1              |
| 26 | Denis VISINSKY     | 1           | 0           | 0            | 0               | 3               | 1           | 2          | 0          | 4              | 3             |                | 0             | 0            | 0           | 0            | 0              |
| 10 | Patrik SCHICK      | 0           | 0           | 1            | 0               | 1               | 0           | 0          | 0          | 0              | 1             | 0              |               | 0            | 0           | 0            | 0              |
| 17 | Lukas PROVOD       | 0           | 1           | 1            | 7               | 0               | 0           | 1          | 2          | 0              | 1             | 0              | 0             |              | 1           | 0            | 1              |
| 19 | Tomas CHORY        | 0           | 0           | 0            | 1               | 0               | 0           | 0          | 0          | 0              | 0             | 0              | 0             | 1            |             | 0            | 0              |
| 22 | Tomas SOUCEK       | 0           | 0           | 0            | 0               | 0               | 0           | 0          | 0          | 0              | 0             | 0              | 0             | 1            | 0           |              | 0              |
| 24 | Alexandr SOJKA     | 0           | 0           | 0            | 1               | 1               | 0           | 0          | 0          | 0              | 2             | 0              | 0             | 1            | 0           | 0            |                |

## Top 5 Player to Player Passers

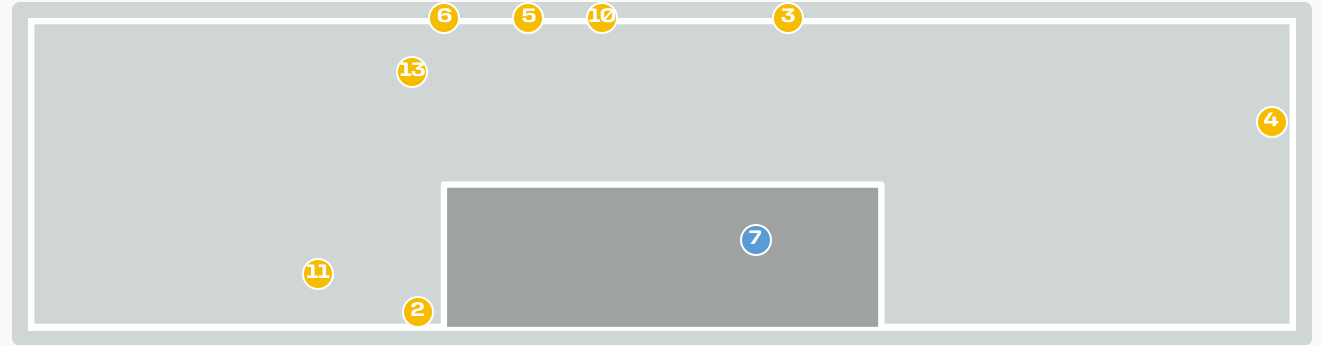
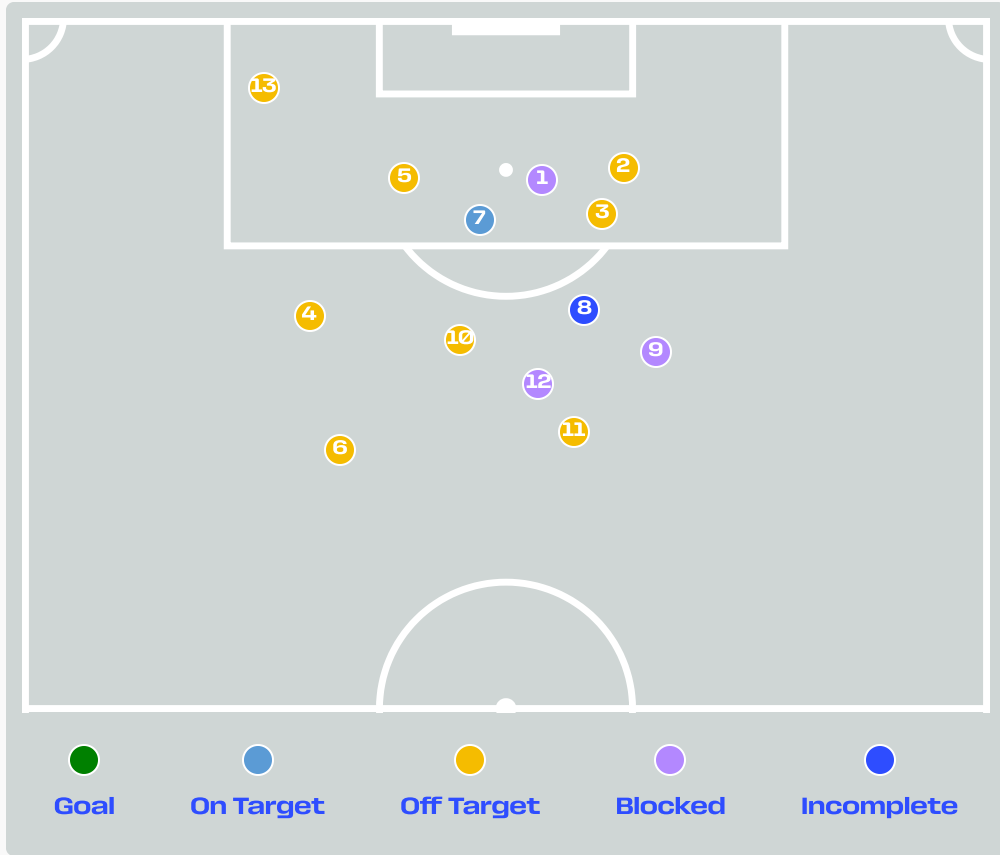
| Player          | Passed To       | % of Total Team Passes |
|-----------------|-----------------|------------------------|
| Ladislav KREJCI | Robin HRANAC    | 4.8%                   |
| Matej KOVAR     | Ladislav KREJCI | 3.6%                   |
| Robin HRANAC    | Ladislav KREJCI | 3.6%                   |
| Robin HRANAC    | Tomas HOLES     | 3.3%                   |
| Michal SADILEK  | Ladislav KREJCI | 3.3%                   |






# Passing Networks

| #  | Passes From ↓ to → | Raul RANGEL | Jorge SANCHEZ | Cesar MONTES | Edson ALVAREZ | Luis ROMO | Israel REYES | Julian QUINONES | Gilberto MORA | Mateo CHAVEZ | Guillermo MARTINEZ | Roberto ALVARADO | Guillermo OCHOA | Alvaro FIDALGO | Santiago GIMENEZ | Obed VARGAS | Jesus GALLARDO |
|----|--------------------|-------------|---------------|--------------|---------------|-----------|--------------|-----------------|---------------|--------------|--------------------|------------------|-----------------|----------------|------------------|-------------|----------------|
| 1  | Raul RANGEL        |             | 1             | 2            | 1             | 2         | 7            | 1               | 1             | 0            | 1                  | 0                | 0               | 0              | 1                | 0           | 0              |
| 2  | Jorge SANCHEZ      | 1           |               | 5            | 4             | 1         | 0            | 0               | 2             | 0            | 2                  | 14               | 0               | 1              | 0                | 2           | 1              |
| 3  | Cesar MONTES       | 5           | 7             |              | 6             | 2         | 7            | 1               | 4             | 0            | 1                  | 3                | 2               | 0              | 0                | 0           | 0              |
| 4  | Edson ALVAREZ      | 0           | 5             | 7            |               | 1         | 7            | 0               | 0             | 0            | 1                  | 4                | 2               | 1              | 0                | 1           | 0              |
| 7  | Luis ROMO          | 0           | 2             | 4            | 1             |           | 3            | 1               | 3             | 1            | 1                  | 4                | 0               | 0              | 0                | 0           | 0              |
| 15 | Israel REYES       | 8           | 2             | 11           | 6             | 1         |              | 4               | 1             | 2            | 1                  | 4                | 0               | 1              | 0                | 0           | 0              |
| 16 | Julian QUINONES    | 0           | 1             | 1            | 1             | 2         | 1            |                 | 0             | 3            | 2                  | 4                | 0               | 3              | 1                | 1           | 0              |
| 19 | Gilberto MORA      | 0           | 1             | 1            | 1             | 3         | 1            | 2               |               | 3            | 1                  | 8                | 0               | 0              | 0                | 0           | 0              |
| 20 | Mateo CHAVEZ       | 1           | 0             | 1            | 2             | 2         | 2            | 4               | 1             |              | 1                  | 2                | 0               | 0              | 0                | 0           | 0              |
| 22 | Guillermo MARTINEZ | 0           | 0             | 0            | 1             | 1         | 0            | 0               | 5             | 2            |                    | 2                | 0               | 0              | 0                | 0           | 0              |
| 25 | Roberto ALVARADO   | 0           | 9             | 1            | 4             | 6         | 2            | 4               | 7             | 1            | 2                  |                  | 0               | 4              | 2                | 2           | 1              |
| 13 | Guillermo OCHOA    | 0           | 1             | 0            | 0             | 0         | 0            | 0               | 0             | 0            | 0                  | 1                |                 | 0              | 1                | 0           | 1              |
| 8  | Alvaro FIDALGO     | 0           | 2             | 0            | 1             | 0         | 1            | 3               | 0             | 0            | 0                  | 2                | 0               |                | 1                | 1           | 1              |
| 11 | Santiago GIMENEZ   | 0           | 0             | 0            | 0             | 0         | 0            | 1               | 0             | 0            | 0                  | 0                | 0               | 0              |                  | 0           | 0              |
| 18 | Obed VARGAS        | 0           | 1             | 1            | 0             | 0         | 2            | 0               | 0             | 0            | 0                  | 0                | 0               | 1              | 1                |             | 1              |
| 23 | Jesus GALLARDO     | 0           | 0             | 0            | 0             | 0         | 1            | 3               | 0             | 0            | 0                  | 0                | 1               | 0              | 0                | 0           |                |

| Top 5 Player to Player Passers |                  |                        |
|--------------------------------|------------------|------------------------|
| Player                         | Passed To        | % of Total Team Passes |
| Jorge SANCHEZ                  | Roberto ALVARADO | 4.4%                   |
| Israel REYES                   | Cesar MONTES     | 3.4%                   |
| Roberto ALVARADO               | Jorge SANCHEZ    | 2.8%                   |
| Israel REYES                   | Raul RANGEL      | 2.5%                   |
| Gilberto MORA                  | Roberto ALVARADO | 2.5%                   |

# Attempts at Goal



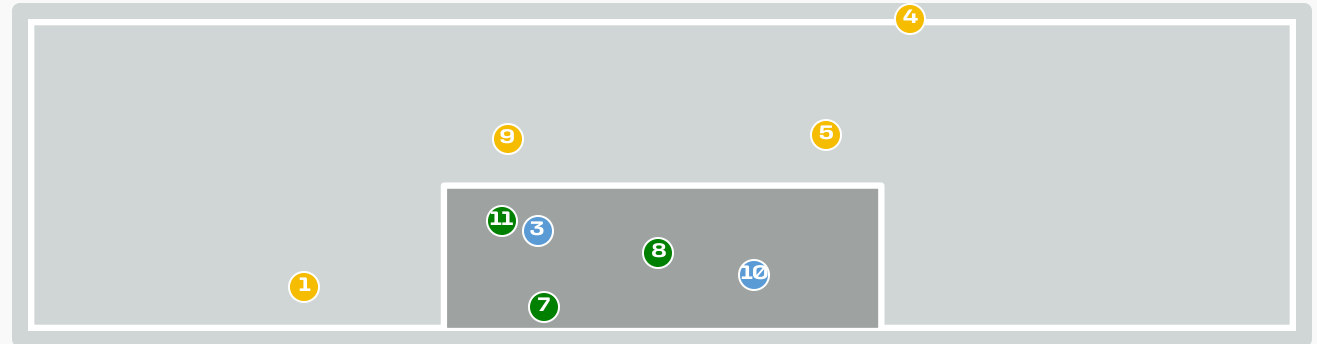
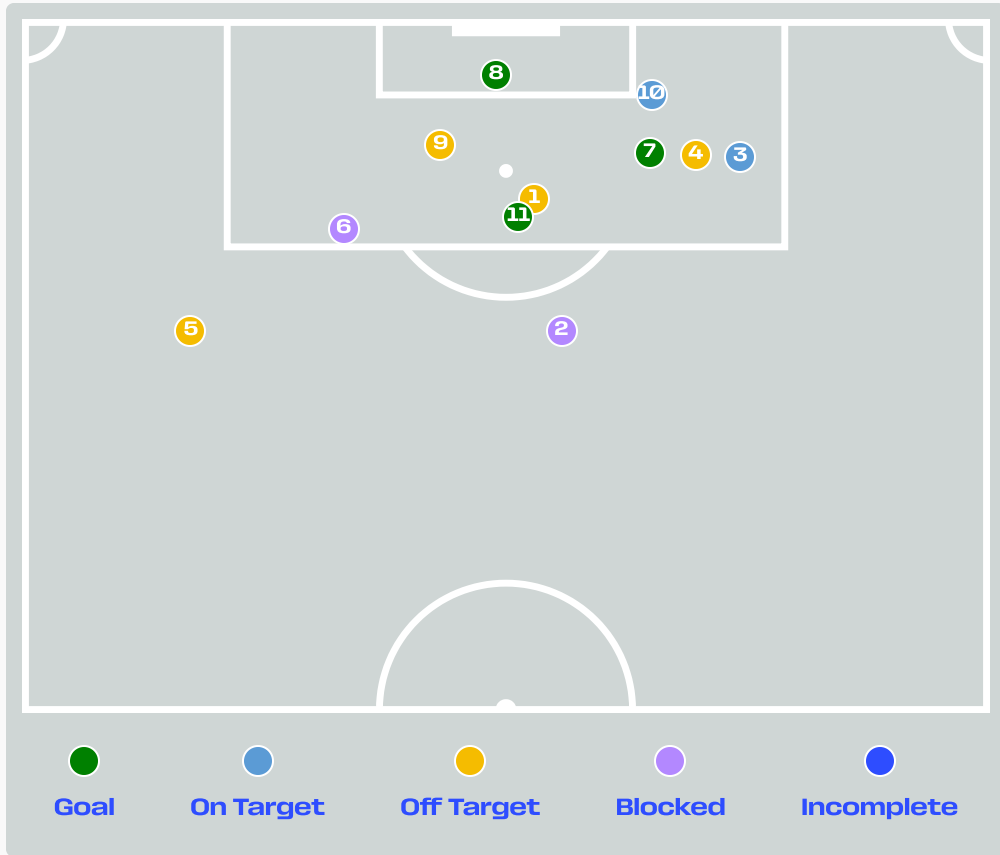
| Key  | Outcome    | Shots |
|--|------------|-------|
|   | Goals      | 0     |
|   | On Target  | 1     |
|   | Off Target | 8     |
|   | Blocked    | 3     |
|  | Incomplete | 1     |






# Attempts at Goal



| Time | Player            | Outcome                                | Body Part  | Delivery Type    |
|------|-------------------|--|------------|------------------|
| 6    | 5 Vladimír COUFAL | Incomplete - Blocked                   | Head       | Cross            |
| 7    | 26 Denis VISINSKY | Off Target                             | Right Foot | Loose Ball       |
| 11   | 18 Michal SADILEK | Off Target                             | Left Foot  | Loose Ball       |
| 14   | 26 Denis VISINSKY | Off Target                             | Right Foot | Pass             |
| 26   | 26 Denis VISINSKY | Deflected Off Target - Defensive Event | Right Foot | Ball Progression |
| 43   | 21 David DOUDERA  | Off Target                             | Right Foot | Loose Ball       |
| 45   | 12 Lukas CERV     | Deflected On Target - Saved            | Left Foot  | Loose Ball       |
| 53   | 12 Lukas CERV     | Incomplete                             | Right Foot | Loose Ball       |
| 60   | 18 Michal SADILEK | Incomplete - Blocked                   | Left Foot  | Pass             |
| 67   | 21 David DOUDERA  | Off Target                             | Right Foot | Loose Ball       |
| 80   | 21 David DOUDERA  | Off Target                             | Right Foot | Loose Ball       |
| 91   | 15 Pavel SULC     | Incomplete - Blocked                   | Right Foot | Ball Progression |
| 92   | 21 David DOUDERA  | Off Target                             | Right Foot | Cross            |

# Attempts at Goal



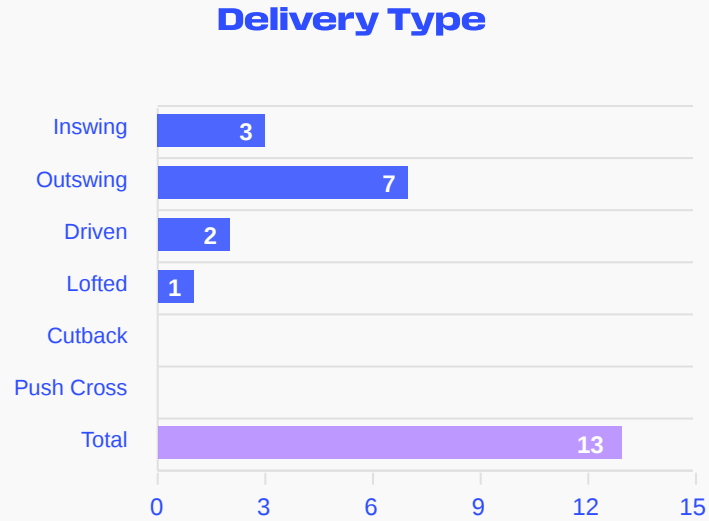
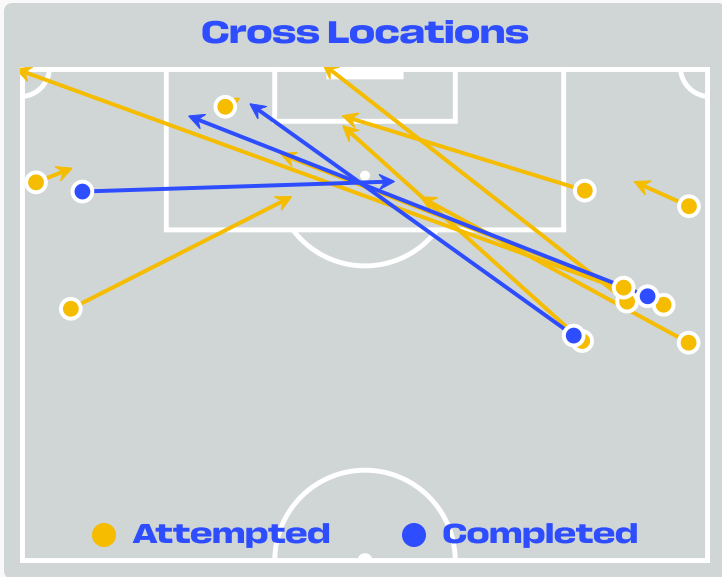
| Key   | Outcome    | Shots |
|---|------------|-------|
|  | Goals      | 3     |
|  | On Target  | 2     |
|  | Off Target | 4     |
|  | Blocked    | 2     |
|  | Incomplete | 0     |

# Attempts at Goal



| Time | Player              | Outcome              | Body Part  | Delivery Type    |
|------|---------------------|----------------------|------------|------------------|
| 36   | 15 Israel REYES     | Off Target           | Right Foot | Loose Ball       |
| 38   | 19 Gilberto MORA    | Incomplete - Blocked | Left Foot  | Pass             |
| 38   | 2 Jorge SANCHEZ     | On Target - Saved    | Right Foot | Pass             |
| 38   | 25 Roberto ALVARADO | Off Target           | Left Foot  | Pass             |
| 47   | 16 Julian QUINONES  | Off Target           | Right Foot | Pass             |
| 49   | 16 Julian QUINONES  | Incomplete - Blocked | Right Foot | Pass             |
| 54   | 20 Mateo CHAVEZ     | On Target - Goal     | Left Foot  | Ball Progression |
| 60   | 16 Julian QUINONES  | On Target - Goal     | Right Foot | Loose Ball       |
| 76   | 16 Julian QUINONES  | Off Target           | Head       | Cross            |
| 93   | 11 Santiago GIMENEZ | On Target - Saved    | Left Foot  | Pass             |
| 93   | 8 Alvaro FIDALGO    | On Target - Goal     | Right Foot | Pass             |

# Crosses (Open Play)



**Attempted**

**13**

**Completed**

**3**

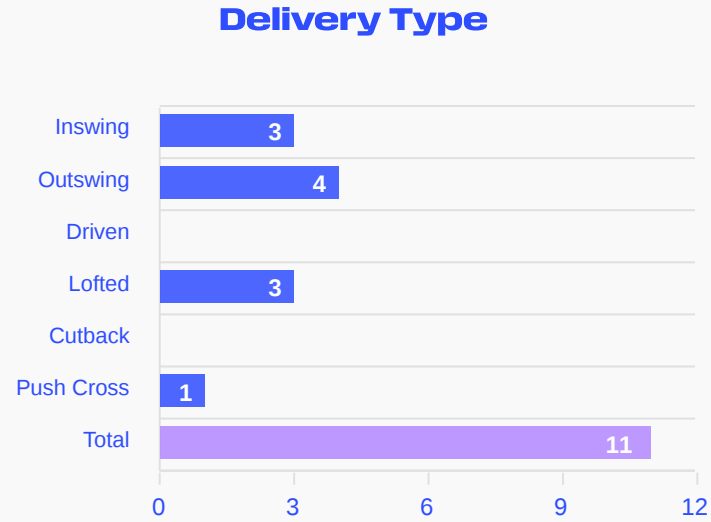
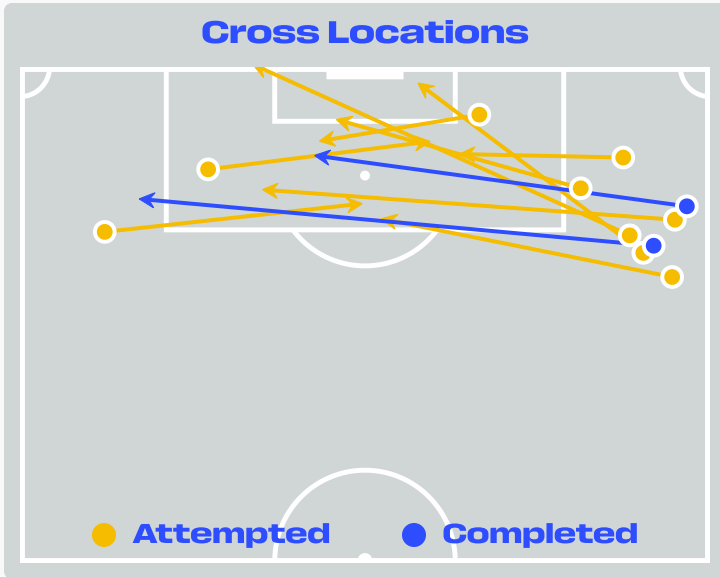
**Most Crosses Attempted**

**4**

**Vladimir COUFAL**  
RIGHT BACK

| #  | Player          | Inswing | Outswing | Driven | Lofted | Cutback | Push Cross | Total Attempted |
|----|-----------------|---------|----------|--------|--------|---------|------------|-----------------|
| 1  | Matej KOVAR     | 0       | 0        | 0      | 0      | 0       | 0          | 0               |
| 3  | Tomas HOLES     | 0       | 0        | 0      | 0      | 0       | 0          | 0               |
| 4  | Robin HRANAC    | 0       | 1        | 0      | 0      | 0       | 0          | 1               |
| 5  | Vladimir COUFAL | 0       | 4        | 0      | 0      | 0       | 0          | 4               |
| 7  | Ladislav KREJCI | 0       | 0        | 0      | 0      | 0       | 0          | 0               |
| 9  | Adam HLOZEK     | 0       | 0        | 0      | 0      | 0       | 0          | 0               |
| 12 | Lukas CERV      | 0       | 0        | 1      | 0      | 0       | 0          | 1               |
| 15 | Pavel SULC      | 0       | 0        | 0      | 0      | 0       | 0          | 0               |
| 18 | Michal SADILEK  | 1       | 0        | 1      | 0      | 0       | 0          | 2               |
| 21 | David DOUDERA   | 1       | 2        | 0      | 1      | 0       | 0          | 4               |
| 26 | Denis VISINSKY  | 0       | 0        | 0      | 0      | 0       | 0          | 0               |
| 10 | Patrik SCHICK   | 0       | 0        | 0      | 0      | 0       | 0          | 0               |
| 17 | Lukas PROVOD    | 0       | 0        | 0      | 0      | 0       | 0          | 0               |
| 19 | Tomas CHORY     | 0       | 0        | 0      | 0      | 0       | 0          | 0               |
| 22 | Tomas SOUCEK    | 0       | 0        | 0      | 0      | 0       | 0          | 0               |
| 24 | Alexandr SOJKA  | 1       | 0        | 0      | 0      | 0       | 0          | 1               |

# Crosses (Open Play)



| #  | Player             | Inswing | Outswing | Driven | Lofted | Cutback | Push Cross | Total Attempted |
|----|--------------------|---------|----------|--------|--------|---------|------------|-----------------|
| 1  | Raul RANGEL        | 0       | 0        | 0      | 0      | 0       | 0          | 0               |
| 2  | Jorge SANCHEZ      | 1       | 3        | 0      | 0      | 0       | 0          | 4               |
| 3  | Cesar MONTES       | 0       | 0        | 0      | 0      | 0       | 0          | 0               |
| 4  | Edson ALVAREZ      | 0       | 0        | 0      | 1      | 0       | 0          | 1               |
| 7  | Luis ROMO          | 0       | 0        | 0      | 1      | 0       | 0          | 1               |
| 15 | Israel REYES       | 0       | 0        | 0      | 0      | 0       | 0          | 0               |
| 16 | Julian QUINONES    | 0       | 0        | 0      | 0      | 0       | 0          | 0               |
| 19 | Gilberto MORA      | 0       | 0        | 0      | 0      | 0       | 0          | 0               |
| 20 | Mateo CHAVEZ       | 0       | 0        | 0      | 0      | 0       | 1          | 1               |
| 22 | Guillermo MARTINEZ | 0       | 0        | 0      | 1      | 0       | 0          | 1               |
| 25 | Roberto ALVARADO   | 2       | 0        | 0      | 0      | 0       | 0          | 2               |
| 13 | Guillermo OCHOA    | 0       | 0        | 0      | 0      | 0       | 0          | 0               |
| 8  | Alvaro FIDALGO     | 0       | 1        | 0      | 0      | 0       | 0          | 1               |
| 11 | Santiago GIMENEZ   | 0       | 0        | 0      | 0      | 0       | 0          | 0               |
| 18 | Obed VARGAS        | 0       | 0        | 0      | 0      | 0       | 0          | 0               |
| 23 | Jesus GALLARDO     | 0       | 0        | 0      | 0      | 0       | 0          | 0               |



**Attempted**

**11**

**Completed**

**2**

**Most Crosses Attempted**

**4**

**Jorge SANCHEZ**  
RIGHT BACK



# Offering to Receive

282

Total Offers Made

93

Total Offers Received

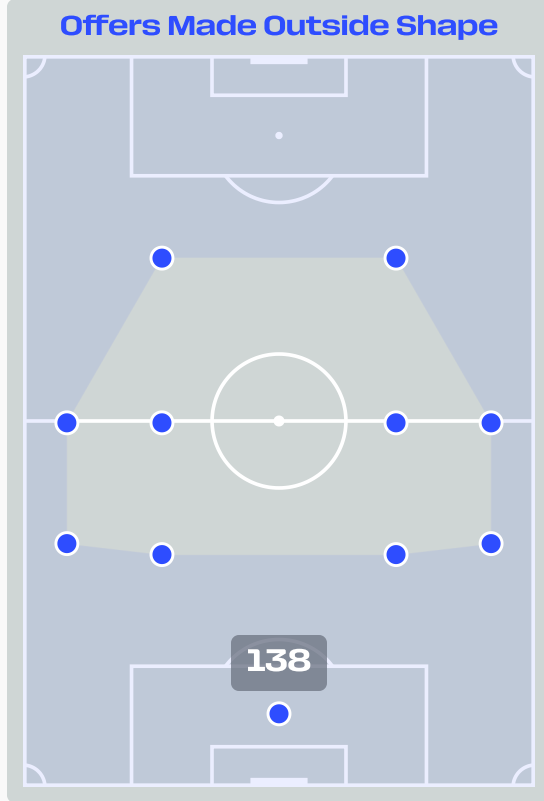
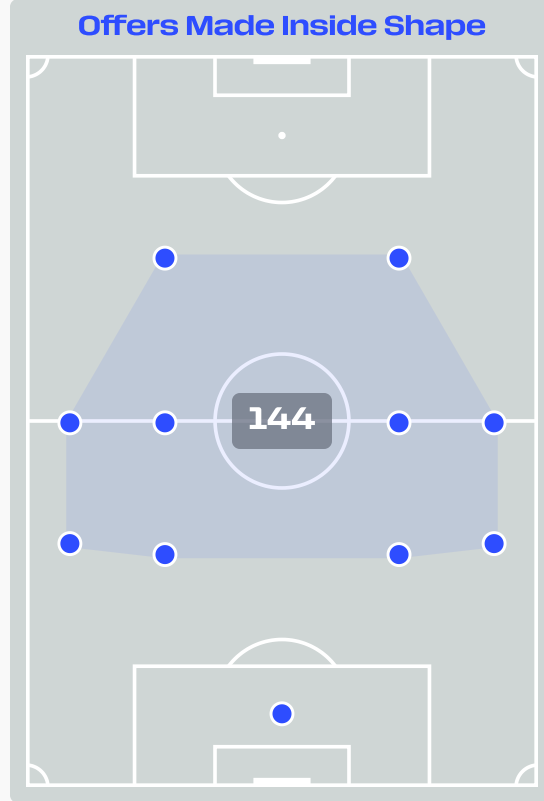
Most Offers

56

Pavel SULC  
LEFT WINGER

82

Offers Made in Final Third



148

Offers Made in Middle Third

52

Offers Made in Defensive Third

| #  | Player          | Offers Made | Offers Received | % Made & Received |
|----|-----------------|-------------|-----------------|-------------------|
| 1  | Matej KOVAR     | 6           | 4               | 66.7%             |
| 3  | Tomas HOLES     | 2           | 1               | 50%               |
| 4  | Robin HRANAC    | 8           | 4               | 50%               |
| 5  | Vladimir COUFAL | 26          | 8               | 30.8%             |
| 7  | Ladislav KREJCI | 23          | 13              | 56.5%             |
| 9  | Adam HLOZEK     | 15          | 6               | 40%               |
| 12 | Lukas CERV      | 41          | 12              | 29.3%             |
| 15 | Pavel SULC      | 56          | 11              | 19.6%             |
| 18 | Michal SADILEK  | 28          | 12              | 42.9%             |
| 21 | David DOUDERA   | 23          | 6               | 26.1%             |
| 26 | Denis VISINSKY  | 18          | 7               | 38.9%             |
| 10 | Patrik SCHICK   | 5           | 1               | 20%               |
| 17 | Lukas PROVOD    | 13          | 3               | 23.1%             |
| 19 | Tomas CHORY     | 3           | 1               | 33.3%             |
| 22 | Tomas SOUCEK    | 7           | 2               | 28.6%             |
| 24 | Alexandr SOJKA  | 8           | 2               | 25%               |

# Offering to Receive

444

Total Offers Made

137

Total Offers Received

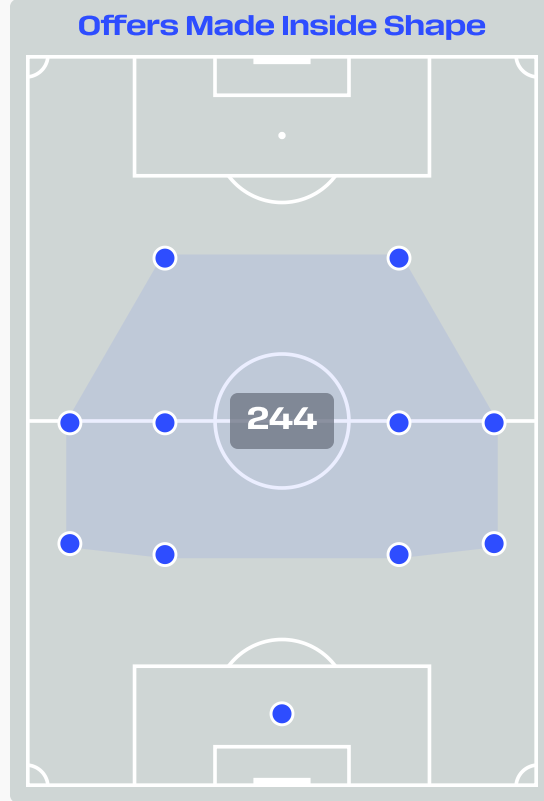
Most Offers

66

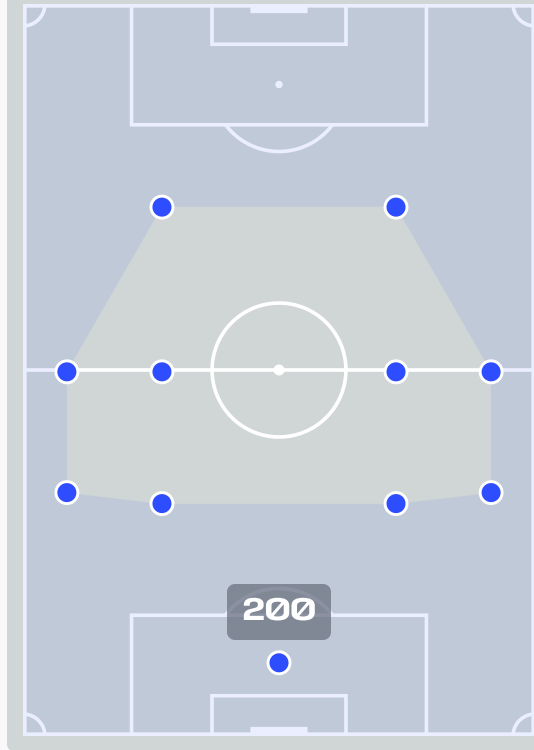
Gilberto MORA  
RIGHT CENTRE MIDFIELD

178

Offers Made in Final Third



Offers Made Outside Shape



192

Offers Made in Middle Third

74

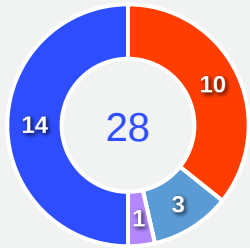
Offers Made in Defensive Third

| #  | Player             | Offers Made | Offers Received | % Made & Received |
|----|--------------------|-------------|-----------------|-------------------|
| 1  | Raul RANGEL        | 9           | 4               | 44.4%             |
| 2  | Jorge SANCHEZ      | 33          | 7               | 21.2%             |
| 3  | Cesar MONTES       | 2           | 1               | 50%               |
| 4  | Edson ALVAREZ      | 57          | 19              | 33.3%             |
| 7  | Luis ROMO          | 27          | 10              | 37%               |
| 15 | Israel REYES       | 20          | 12              | 60%               |
| 16 | Julian QUINONES    | 50          | 15              | 30%               |
| 19 | Gilberto MORA      | 66          | 19              | 28.8%             |
| 20 | Mateo CHAVEZ       | 50          | 3               | 6%                |
| 22 | Guillermo MARTINEZ | 32          | 8               | 25%               |
| 25 | Roberto ALVARADO   | 54          | 27              | 50%               |
| 13 | Guillermo OCHOA    | 2           | 1               | 50%               |
| 8  | Alvaro FIDALGO     | 17          | 4               | 23.5%             |
| 11 | Santiago GIMENEZ   | 12          | 4               | 33.3%             |
| 18 | Obed VARGAS        | 8           | 2               | 25%               |
| 23 | Jesus GALLARDO     | 5           | 1               | 20%               |

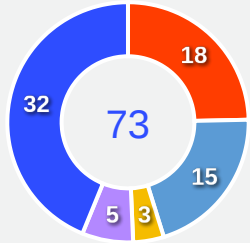
# Movement to Receive

## Movement Types by Phase

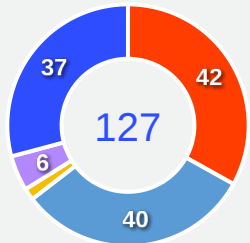
### Final Third Phase



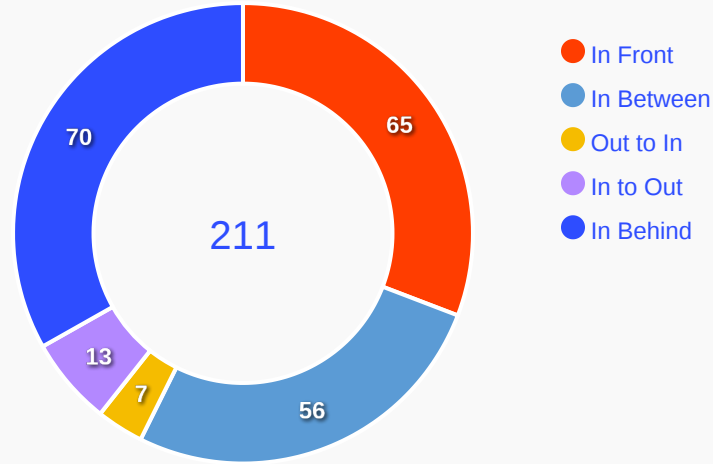
### Progression Phase



### Build Up Phase



## All Movement Types

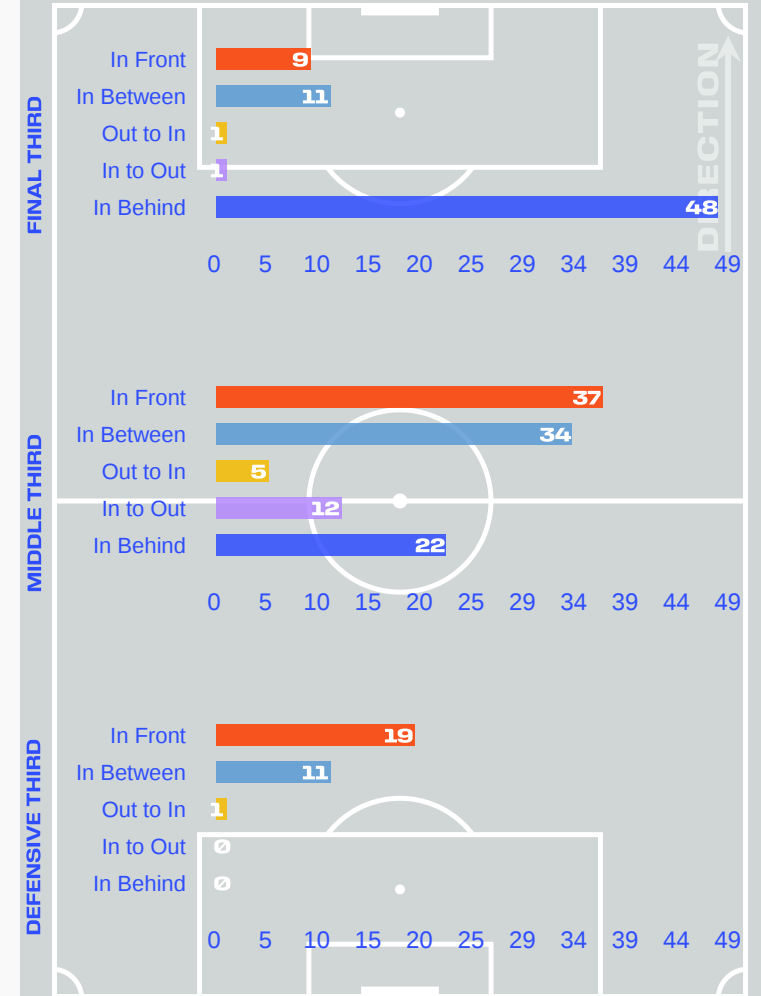


- In Front
- In Between
- Out to In
- In to Out
- In Behind

## Top Ranked Players

| Type       | Player            | Movements |
|------------|-------------------|-----------|
| In Front   | 12 Lukas CERV     | 24        |
| In Between | 15 Pavel SULC     | 22        |
| Out to In  | 26 Denis VISINSKY | 4         |
| In to Out  | 15 Pavel SULC     | 6         |
| In Behind  | 15 Pavel SULC     | 15        |

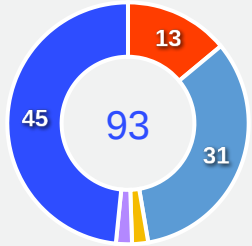
## Movement Types Pitch Third



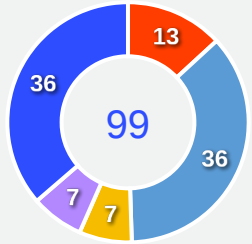
# Movement to Receive

## Movement Types by Phase

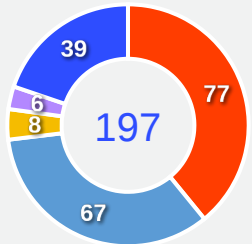
### Final Third Phase



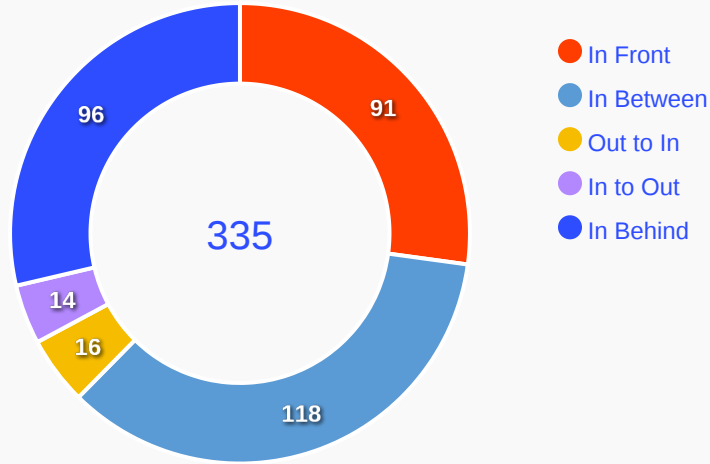
### Progression Phase



### Build Up Phase



## All Movement Types

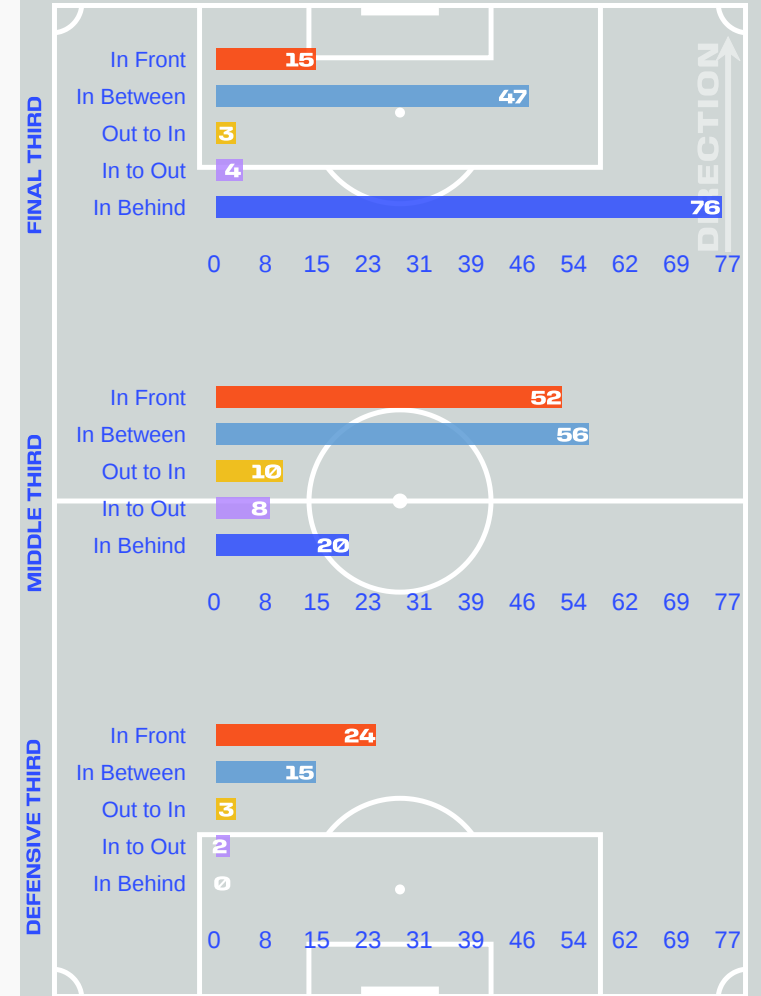


- In Front
- In Between
- Out to In
- In to Out
- In Behind

## Top Ranked Players

| Type       | Player              | Movements |
|------------|---------------------|-----------|
| In Front   | 4 Edson ALVAREZ     | 25        |
| In Between | 19 Gilberto MORA    | 28        |
| Out to In  | 25 Roberto ALVARADO | 5         |
| In to Out  | 19 Gilberto MORA    | 6         |
| In Behind  | 16 Julian QUINONES  | 21        |

## Movement Types Pitch Third



# OUT OF POSSESSION



Czechia v Mexico

# Defensive Actions

**38**

**Forced Turnovers**

**30**

**Possession Regained**

**5**

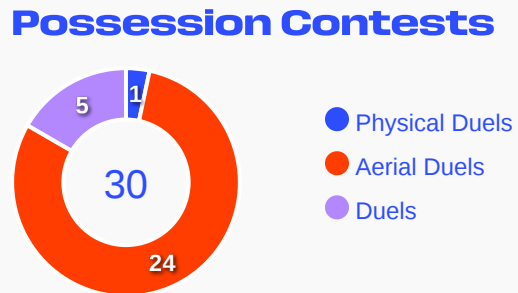
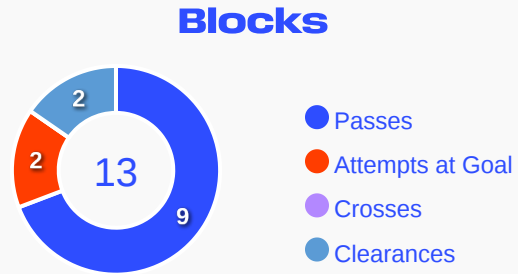
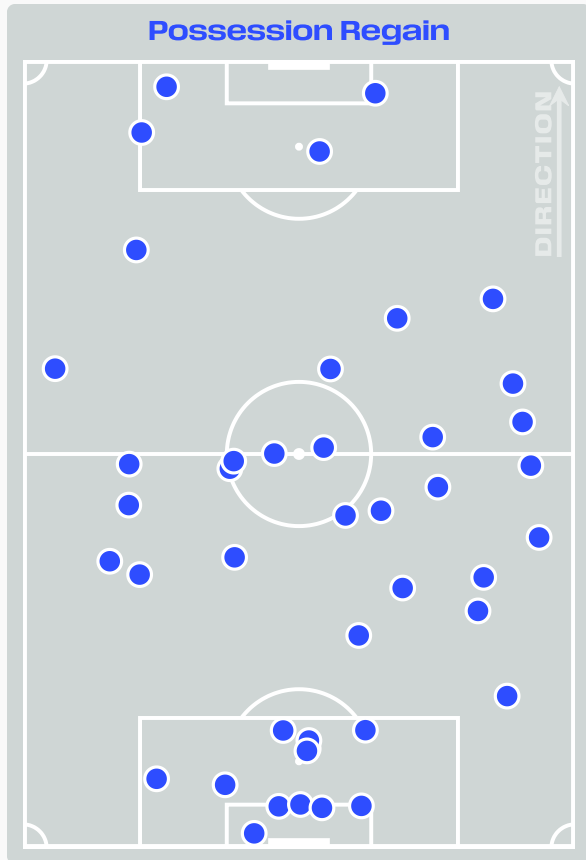
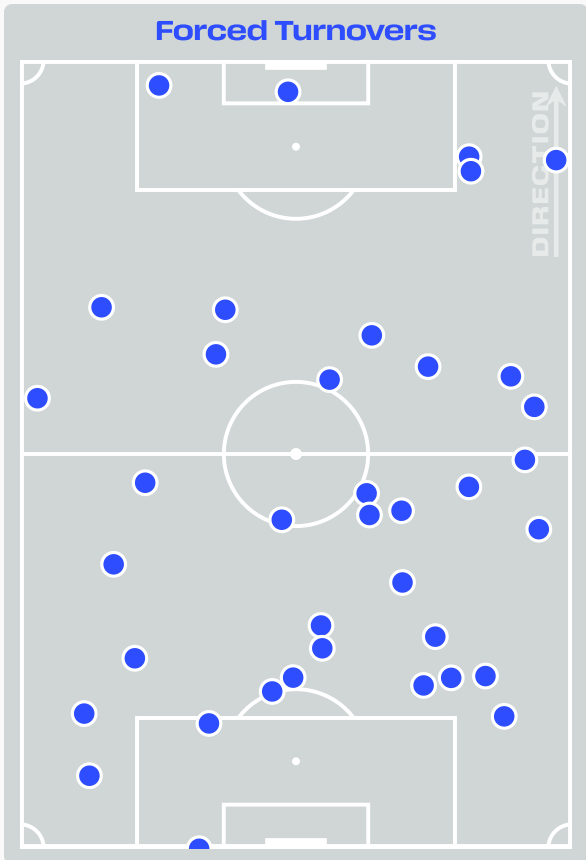
**Interceptions**

**22**

**Tackles**

**5.51**

**Possession Actions / Defensive Action**



### Most Possession Regains

**7**

**Matej KOVAR**  
GOALKEEPER

| #  | Player          | Total Possession Regains |
|----|-----------------|--------------------------|
| 1  | Matej KOVAR     | 7                        |
| 3  | Tomas HOLES     | 6                        |
| 4  | Robin HRANAC    | 2                        |
| 5  | Vladimir COUFAL | 3                        |
| 7  | Ladislav KREJCI | 3                        |
| 9  | Adam HLOZEK     | 0                        |
| 12 | Lukas CERV      | 2                        |
| 15 | Pavel SULC      | 1                        |
| 18 | Michal SADILEK  | 3                        |
| 21 | David DOUDERA   | 1                        |
| 26 | Denis VISINSKY  | 0                        |
| 10 | Patrik SCHICK   | 0                        |
| 17 | Lukas PROVOD    | 1                        |
| 19 | Tomas CHORY     | 1                        |
| 22 | Tomas SOUCEK    | 0                        |
| 24 | Alexandr SOJKA  | 0                        |

# Defensive Actions

**35**

**Forced Turnovers**

**35**

**Possession Regained**

**4**

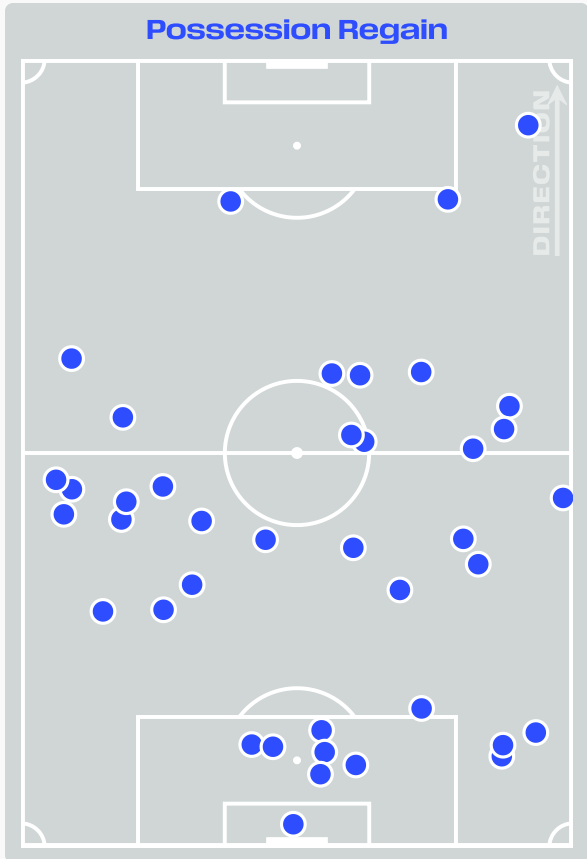
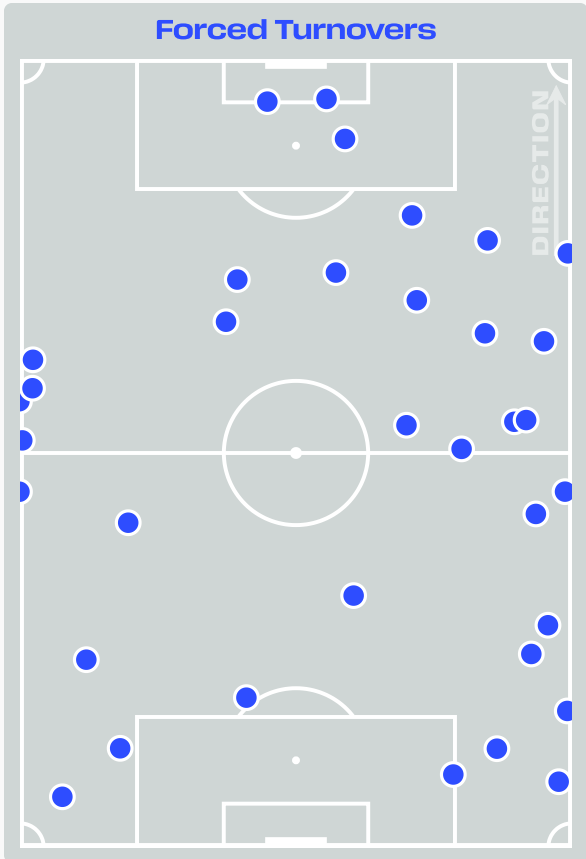
**Interceptions**

**23**

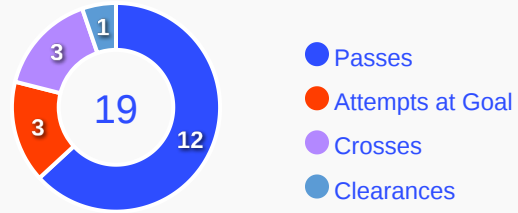
**Tackles**

**3.61**

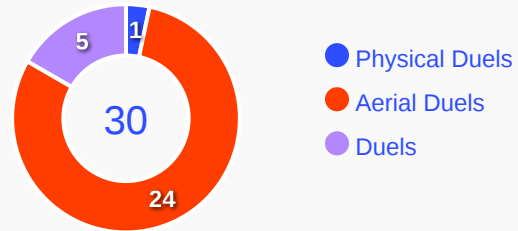
**Possession Actions / Defensive Action**



## Blocks



## Possession Contests



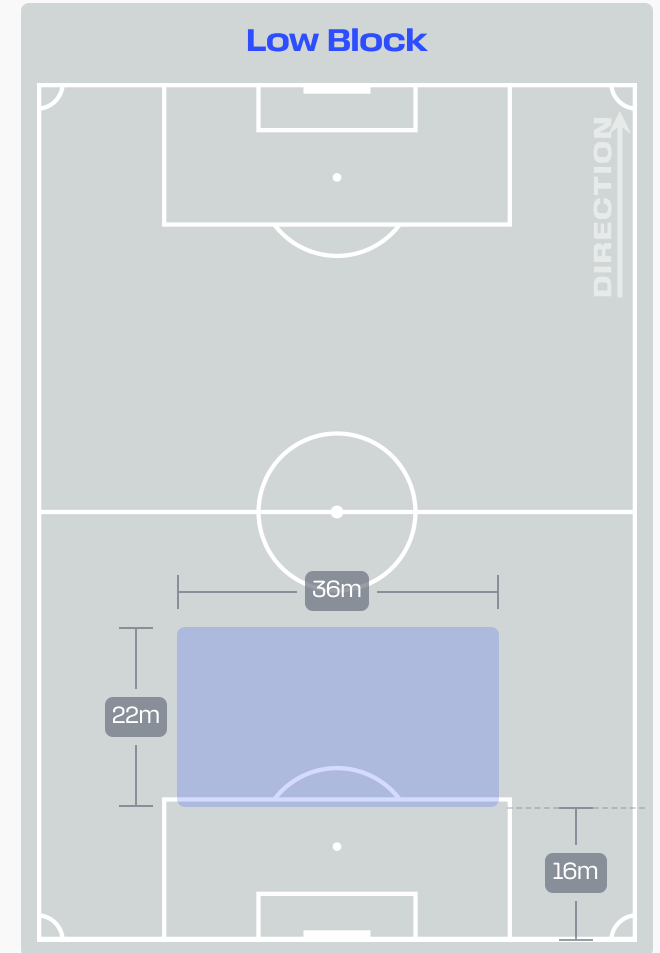
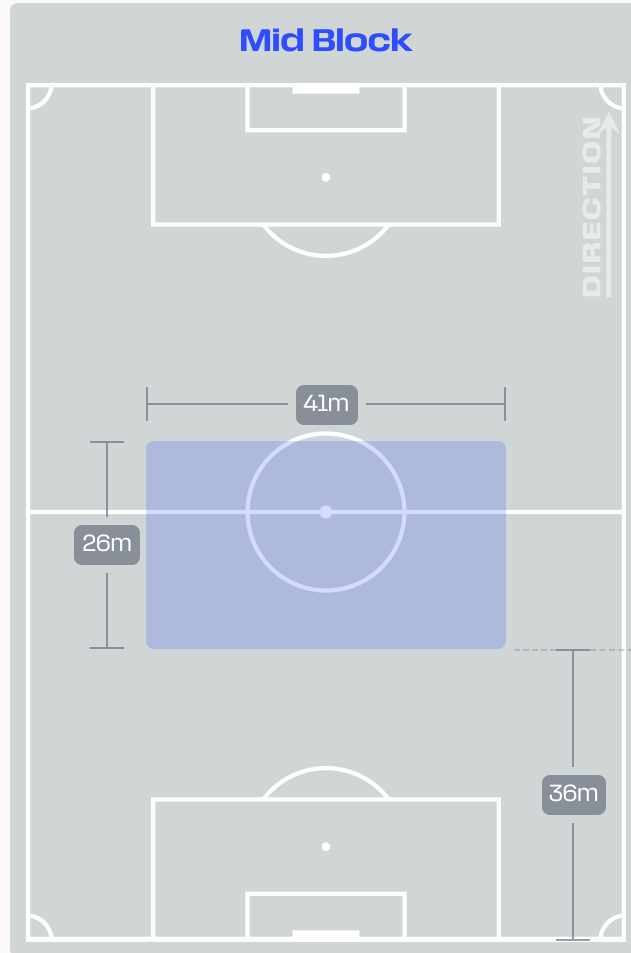
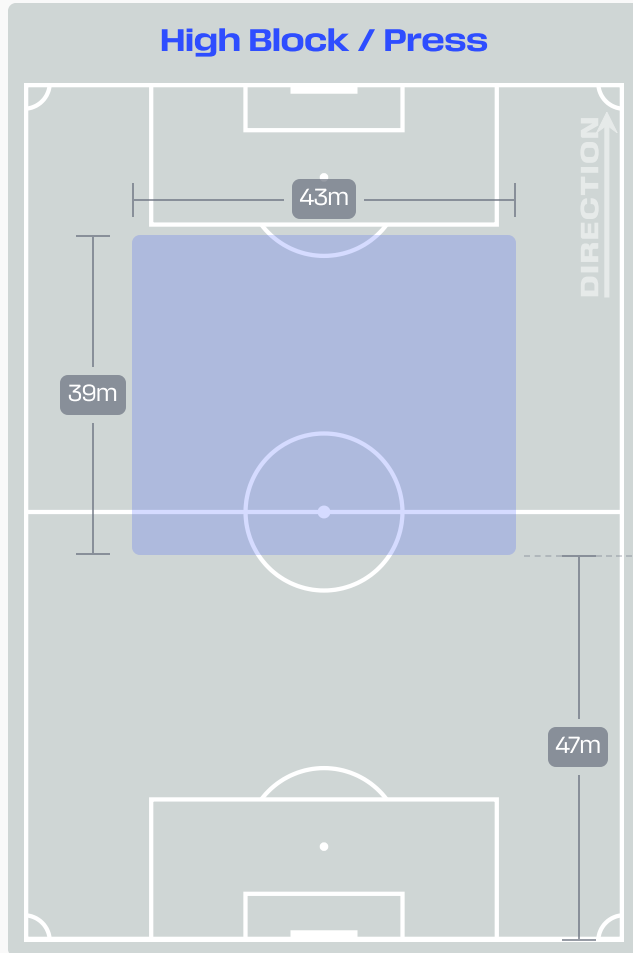
## Most Possession Regains

**8**

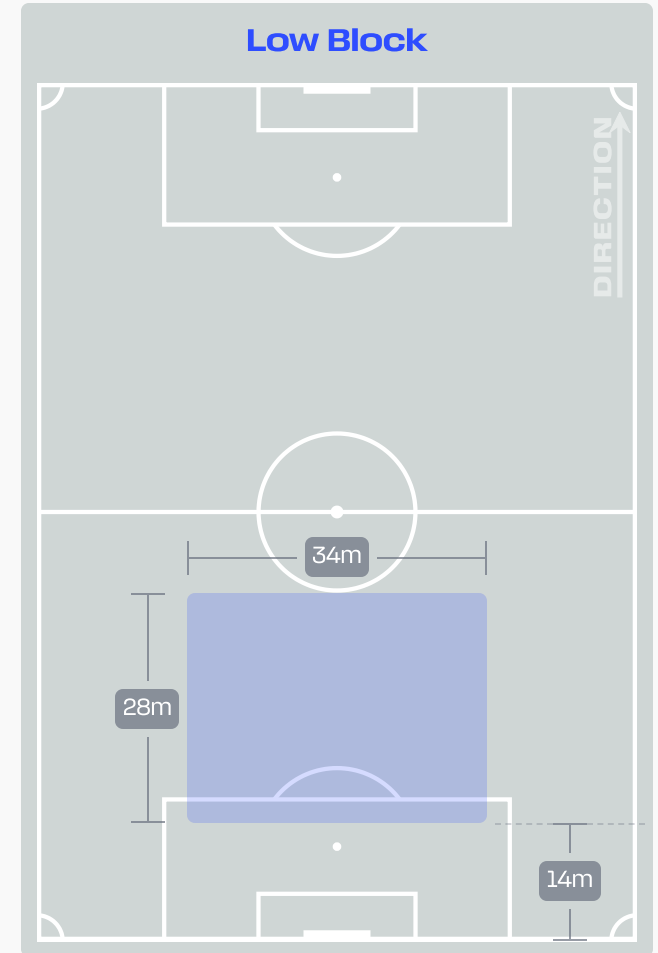
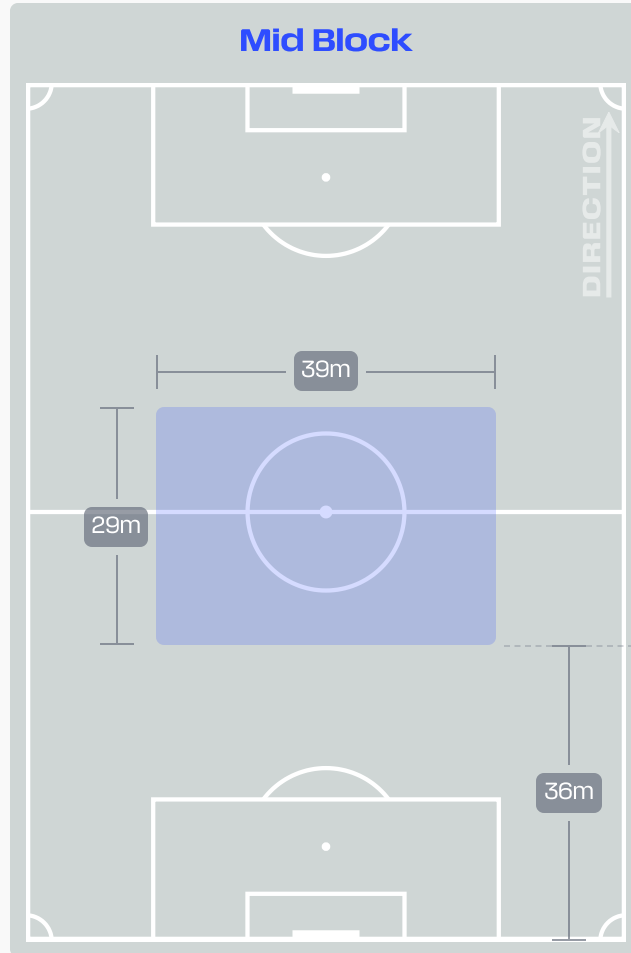
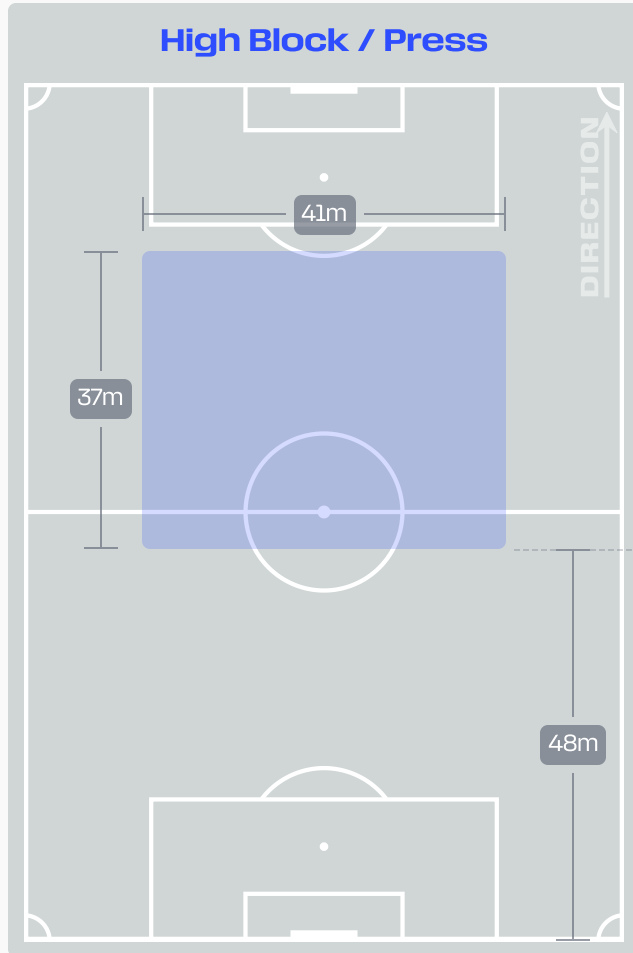
**Cesar MONTES**  
RIGHT CENTRE BACK

| #  | Player             | Total Possession Regains |
|----|--------------------|--------------------------|
| 1  | Raul RANGEL        | 3                        |
| 2  | Jorge SANCHEZ      | 6                        |
| 3  | Cesar MONTES       | 8                        |
| 4  | Edson ALVAREZ      | 2                        |
| 7  | Luis ROMO          | 1                        |
| 15 | Israel REYES       | 5                        |
| 16 | Julian QUINONES    | 2                        |
| 19 | Gilberto MORA      | 0                        |
| 20 | Mateo CHAVEZ       | 2                        |
| 22 | Guillermo MARTINEZ | 1                        |
| 25 | Roberto ALVARADO   | 1                        |
| 13 | Guillermo OCHOA    | 0                        |
| 8  | Alvaro FIDALGO     | 1                        |
| 11 | Santiago GIMENEZ   | 0                        |
| 18 | Obed VARGAS        | 1                        |
| 23 | Jesus GALLARDO     | 2                        |

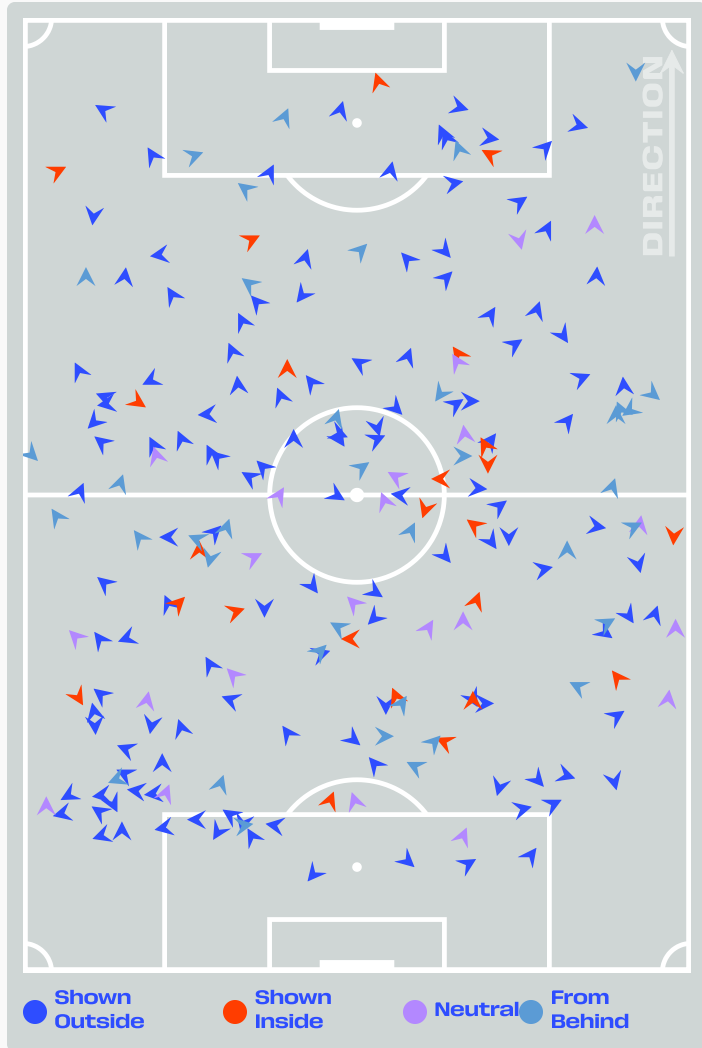
# Defensive Line Height & Team Length



# Defensive Line Height & Team Length



# Defensive Pressure



|        |                            |        |
|--------|----------------------------|--------|
| 213    | Total Pressures            | 233    |
| 27     | Direct Pressures           | 23     |
| 1.59s  | Avg Pressure Duration      | 1.54s  |
| 38     | Forced Turnovers           | 35     |
| 17.59s | Ball Recovery Time         | 15.17s |
| 86     | Pushing on into Pressing   | 130    |
| 215    | Pushing on                 | 287    |
| 24     | Pressing Direction Inside  | 50     |
| 129    | Pressing Direction Outside | 134    |

**Most Direct Pressures**

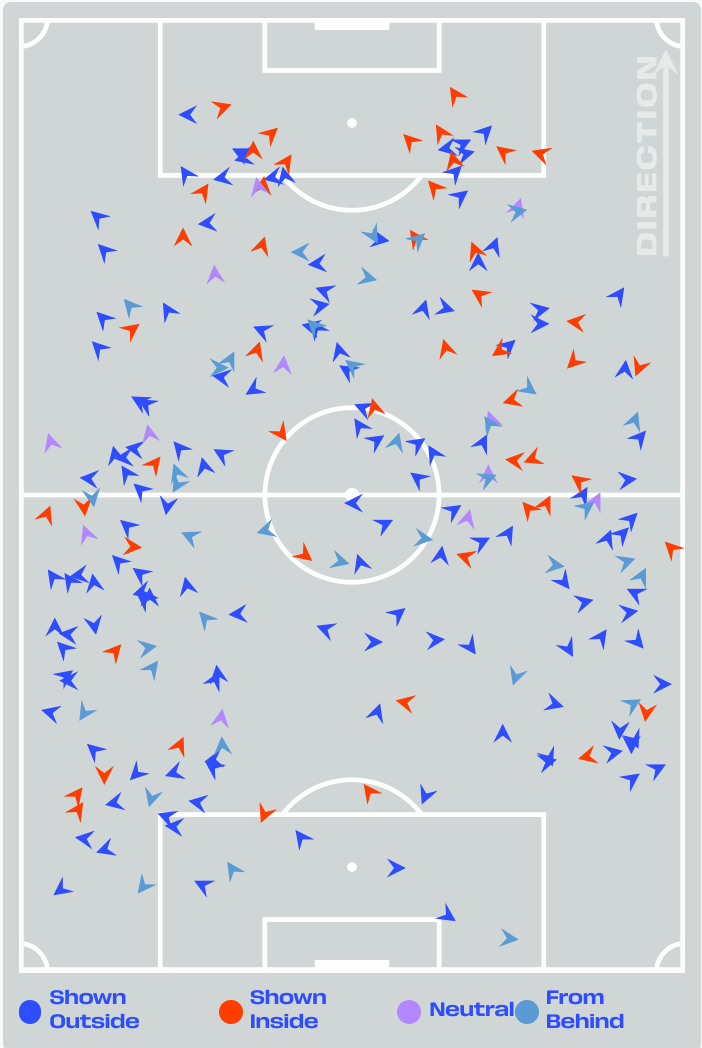
**6**

**Lukas CERV**  
LEFT CENTRE MIDFIELD

**Most Direct Pressures**

**4**

**Jorge SANCHEZ**  
RIGHT BACK



# GOALKEEPING



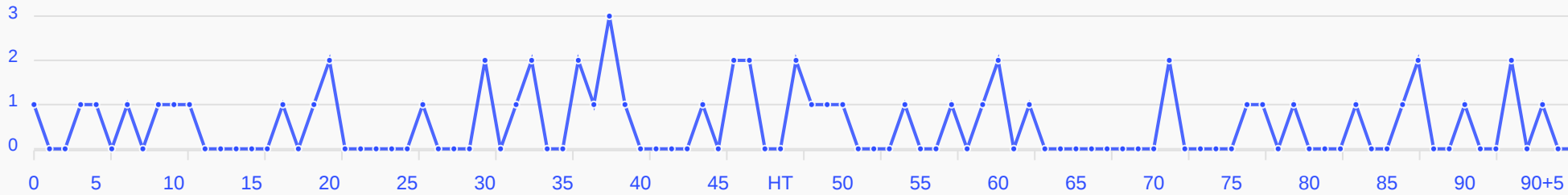
Czechia v Mexico

# Goalkeeping Involvement



**Czechia**

### Czechia GK Involvement Timeline



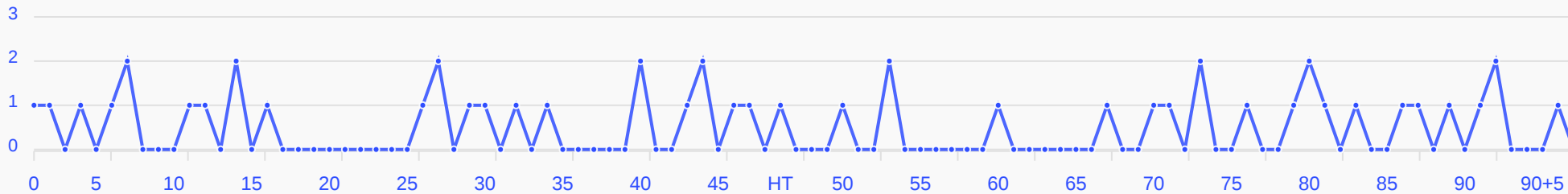
**53**

**Total Involvements**



**Mexico**


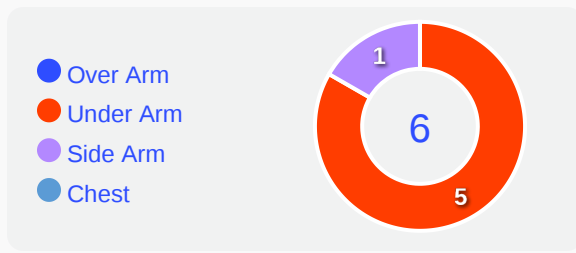
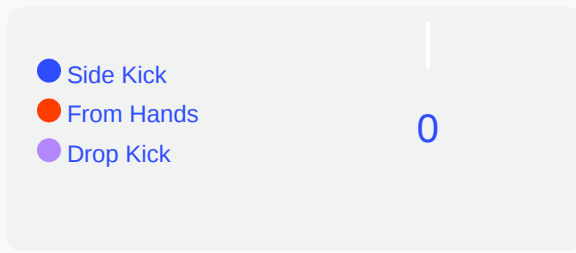
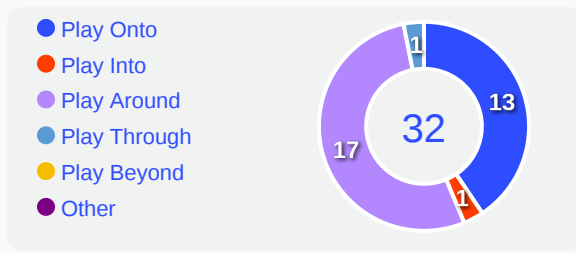
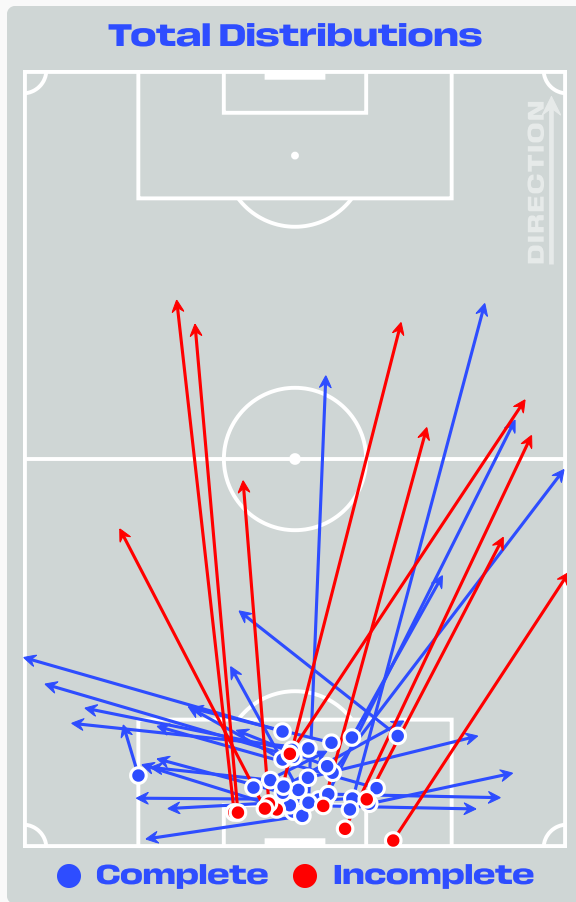
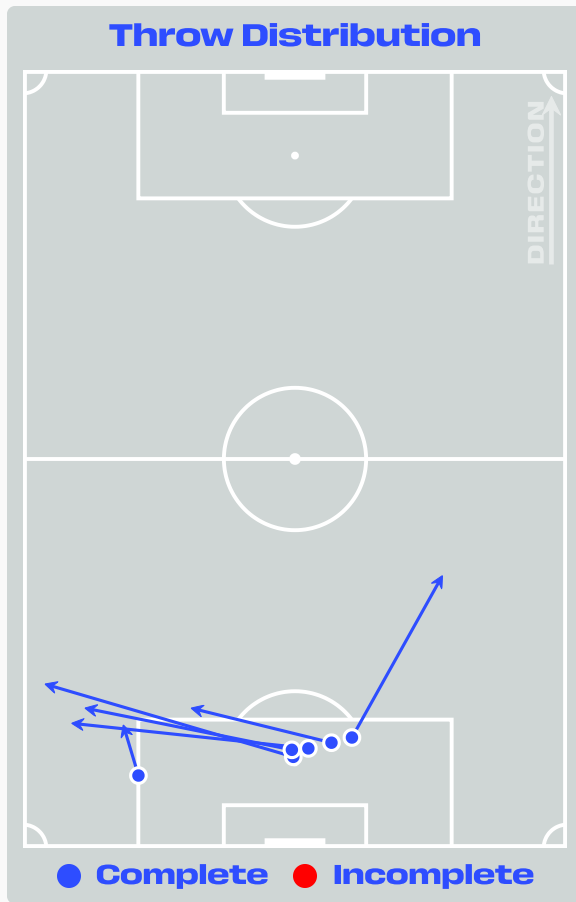
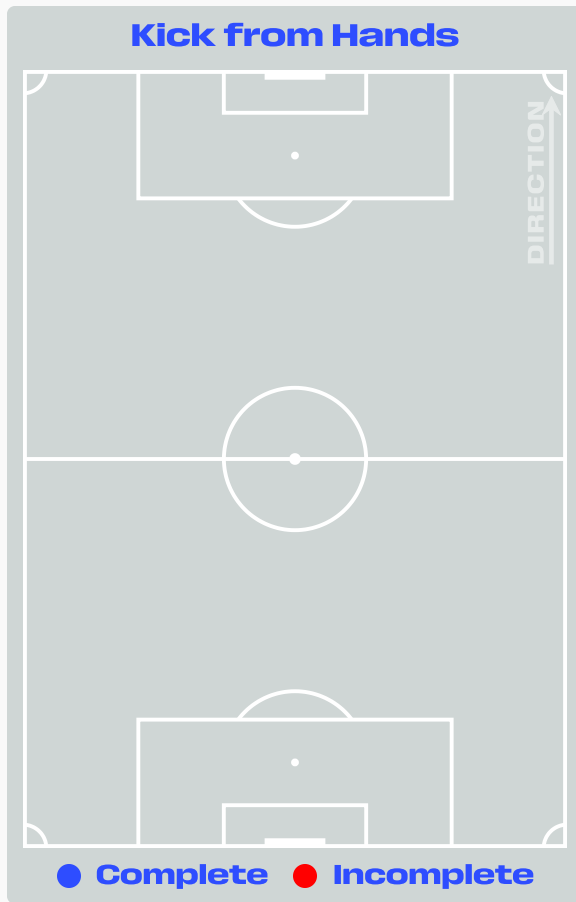
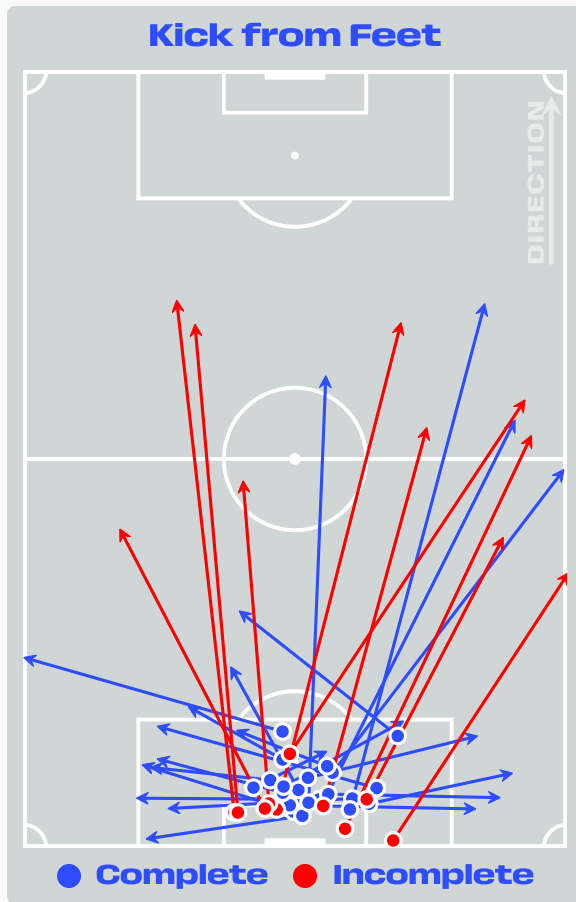
### Mexico GK Involvement Timeline




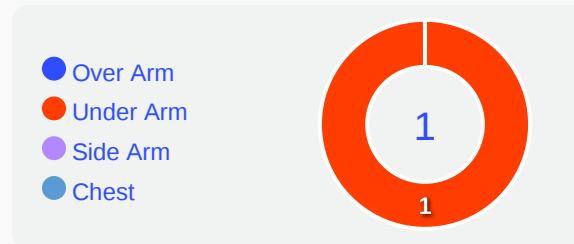
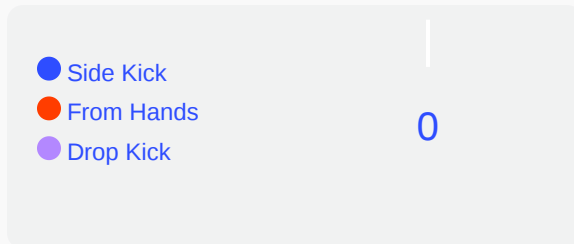
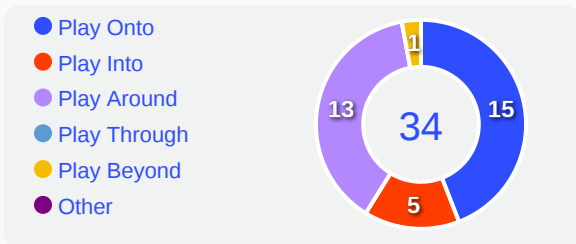
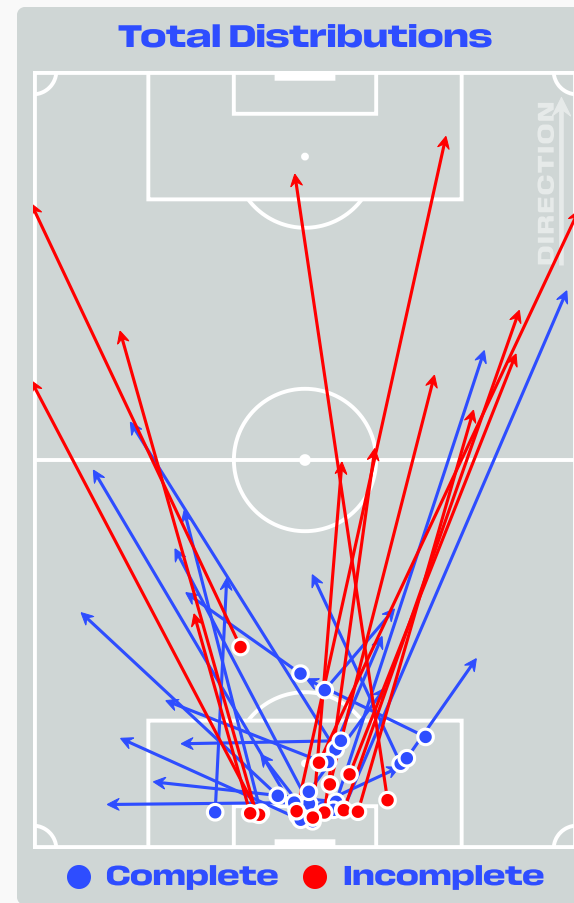
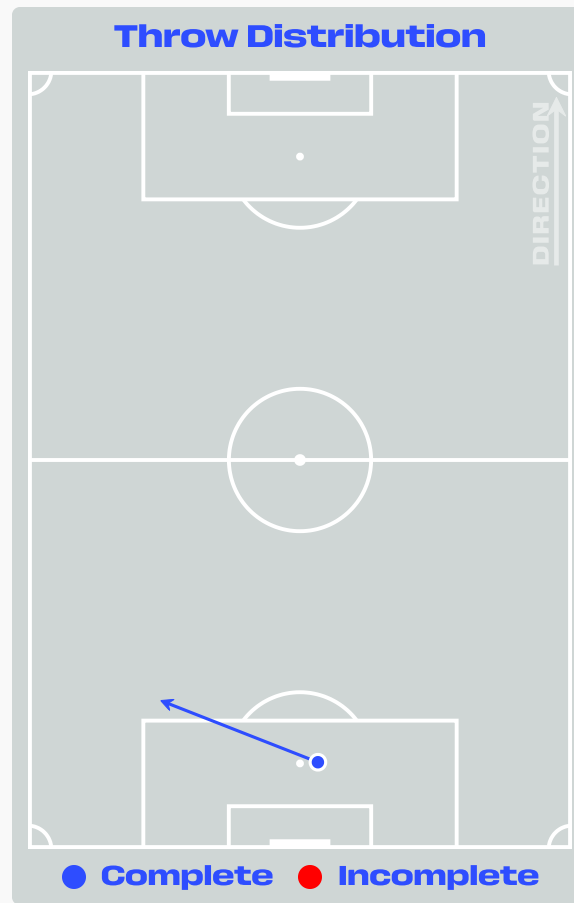
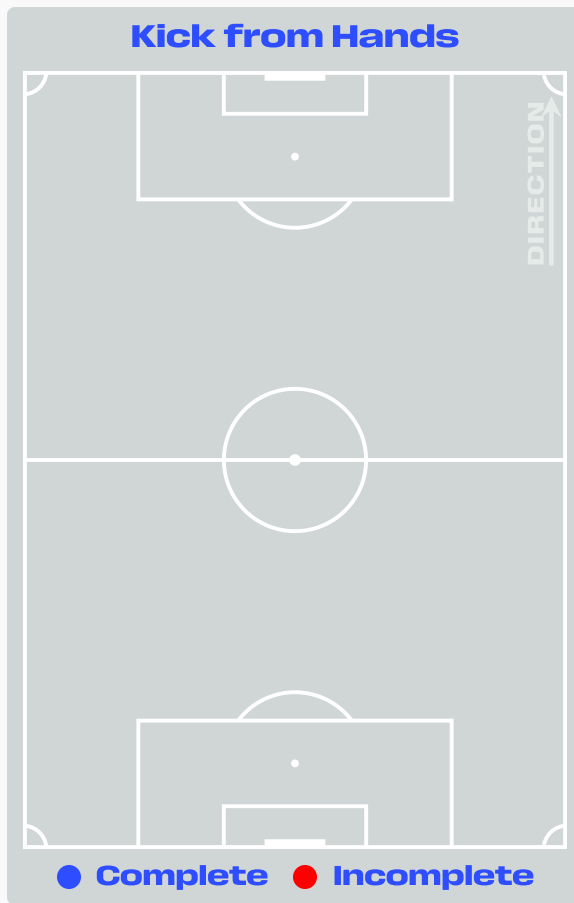
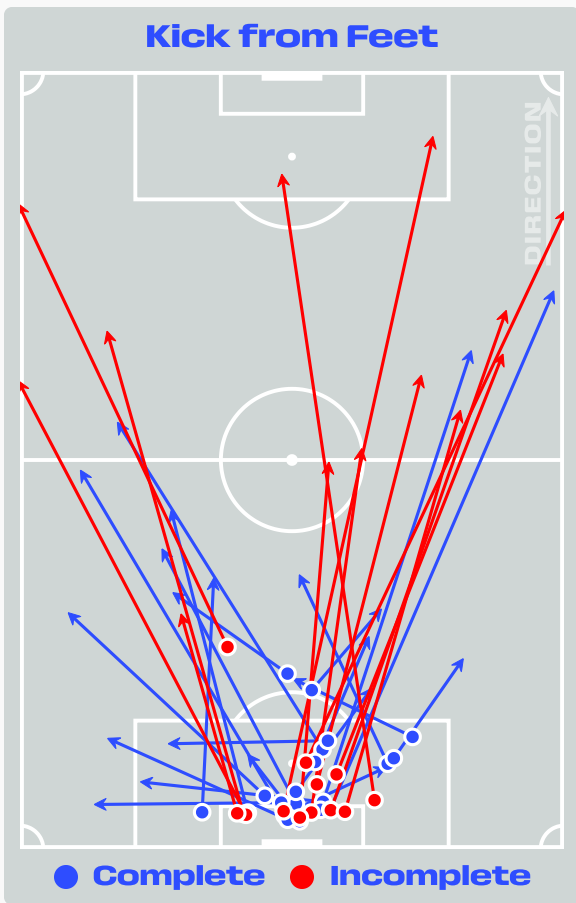
**49**

**Total Involvements**

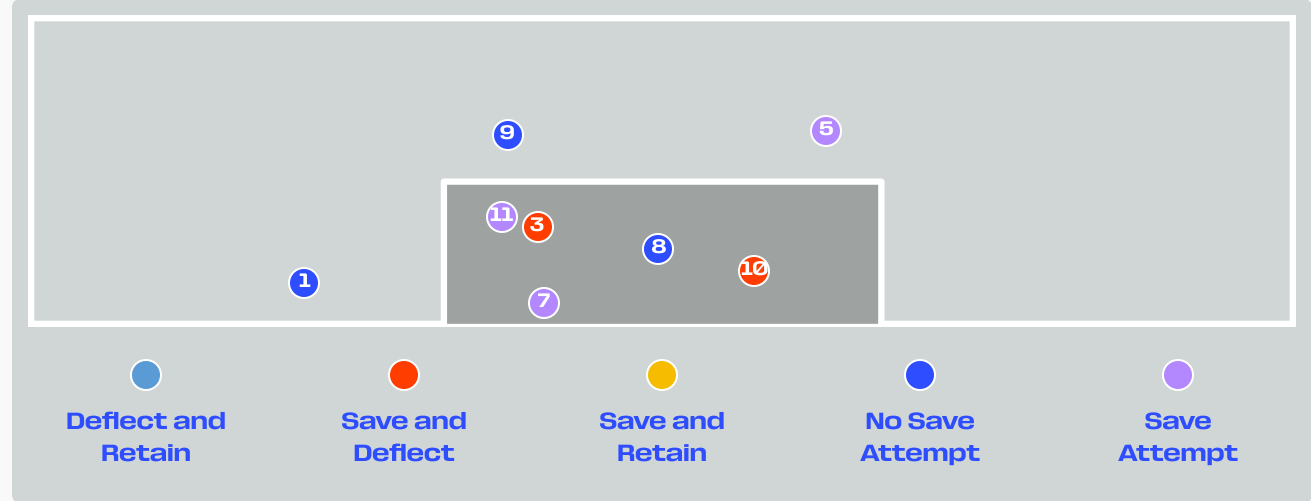
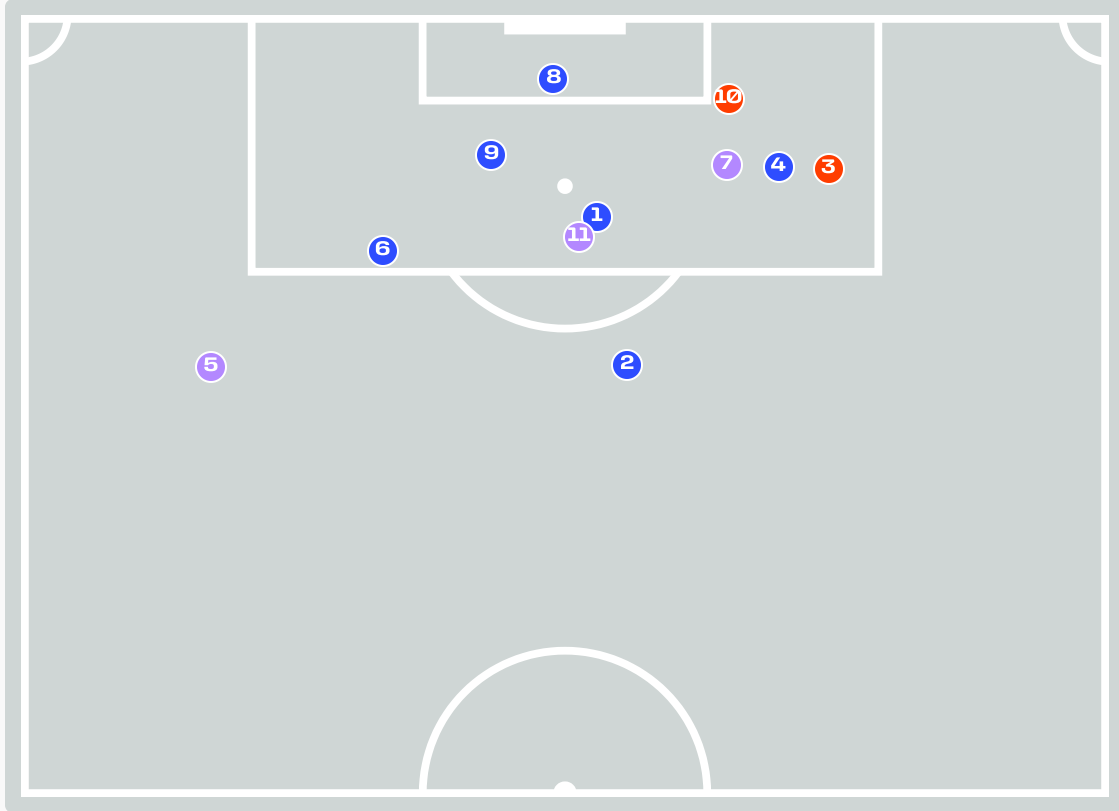
# Goalkeeping Distribution



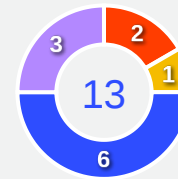
# Goalkeeping Distribution



# Goal Prevention

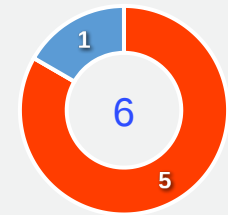


## Intervention Type



- Deflect & Retain
- Save & Deflect
- Save & Retain
- No Save Attempt
- Save Attempt

## Intervention Body Type



- Head
- Hands
- Upper Body
- Lower Body
- Feet

12

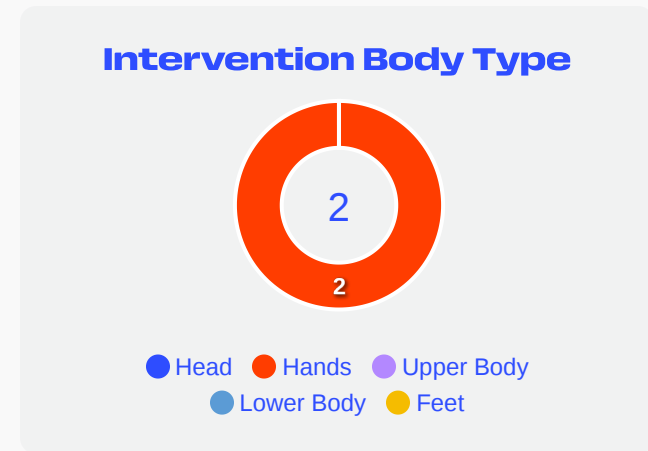
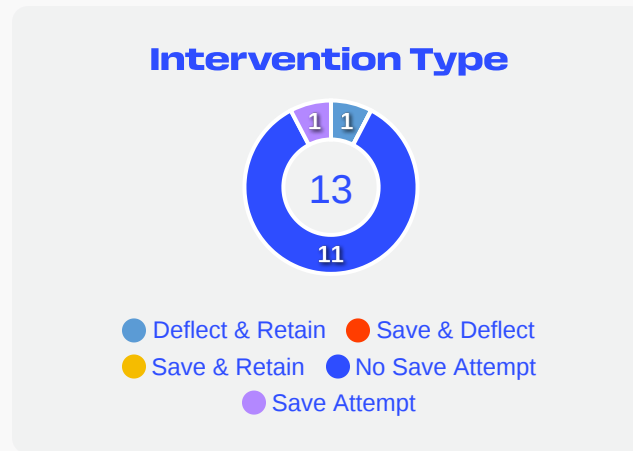
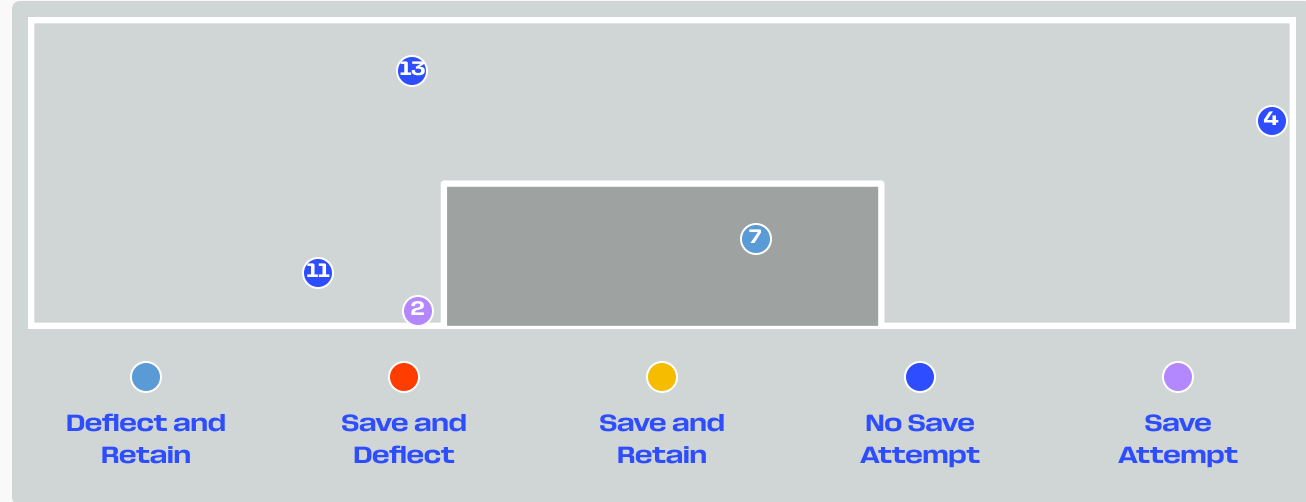
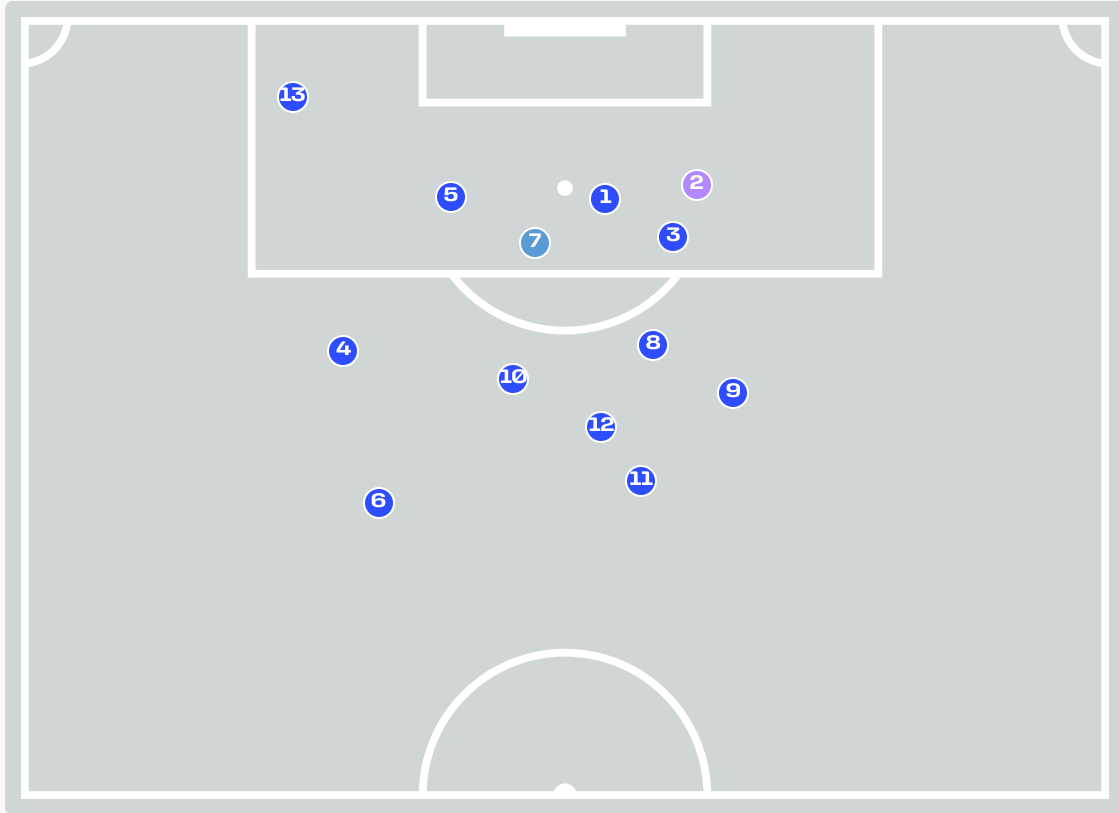
Total Attempts on Goal Faced

40

Save %

| Total Attempts on Goal Faced | Total Goal Interventions | Save & Retain | Deflect & Retain | Save & Deflect | Save Attempt | No Save Attempt |
|------------------------------|--------------------------|---------------|------------------|----------------|--------------|-----------------|
| 12                           | 3                        | 1             | 0                | 2              | 3            | 6               |

# Goal Prevention






**13**  
Total Attempts on Goal Faced

**100**  
Save %

| Total Attempts on Goal Faced | Total Goal Interventions | Save & Retain | Deflect & Retain | Save & Deflect | Save Attempt | No Save Attempt |
|------------------------------|--------------------------|---------------|------------------|----------------|--------------|-----------------|
| 13                           | 0                        | 0             | 1                | 0              | 1            | 11              |

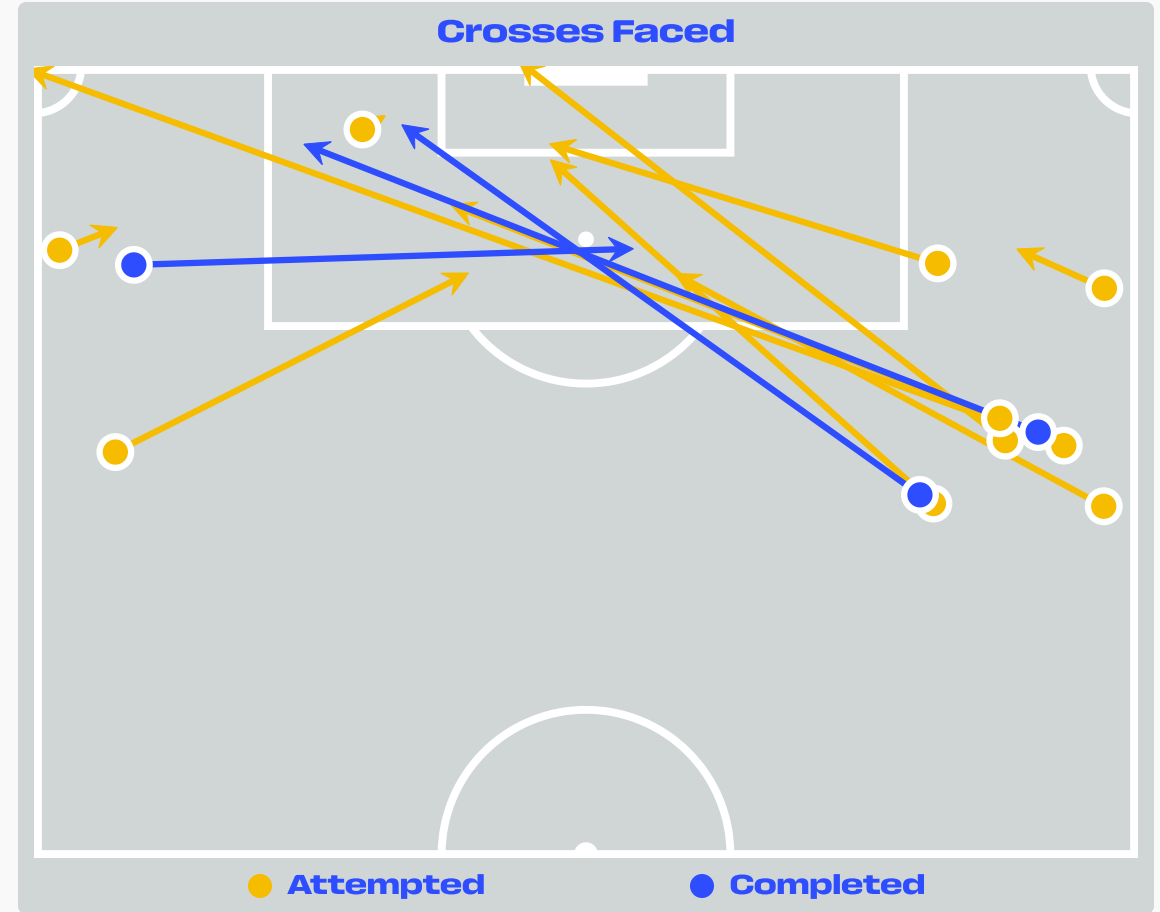


# Aerial Control



## Delivery Types Faced

| Total | In Swing | Out Swing | Driven | Lofted | Cutback | Push |
|-------|----------|-----------|--------|--------|---------|------|
| 14    | 4        | 6         | 0      | 3      | 0       | 1    |

# Aerial Control



**Delivery Types Faced**

| Total | In Swing | Out Swing | Driven | Lofted | Cutback | Push |
|-------|----------|-----------|--------|--------|---------|------|
| 20    | 4        | 12        | 2      | 2      | 0       | 0    |

# SET PLAYS



Czechia v Mexico

# Set Plays

38

**Total Set Plays**

13

**Total Free Kicks**

0

**Total Penalties**

5

**Total Corners**

20

**Total Throw Ins**

## Free Kicks

| Type                | Total |
|---------------------|-------|
| Direct              | 13    |
| Direct (on target)  | 0     |
| Direct (off target) | 0     |
| Indirect            | 0     |

## Corners

| Delivery Type        | From Left Side | From Right Side | Total |
|----------------------|----------------|-----------------|-------|
| Direct to Area       | 2              | 3               | 5     |
| Short                | 0              | 0               | 0     |
| Edge of Penalty Area | 0              | 0               | 0     |

## Corners

| Delivery Style | Total |
|----------------|-------|
| Inswing        | 1     |
| Outswing       | 4     |
| Driven         | 0     |
| Lofted         | 0     |

# Set Plays

**31**  
Total Set Plays

**10**  
Total Free Kicks

**0**  
Total Penalties

**1**  
Total Corners

**20**  
Total Throw Ins

| Free Kicks          |       |
|---------------------|-------|
| Type                | Total |
| Direct              | 9     |
| Direct (on target)  | 0     |
| Direct (off target) | 0     |
| Indirect            | 1     |

| Corners              |                |                 |       |
|----------------------|----------------|-----------------|-------|
| Delivery Type        | From Left Side | From Right Side | Total |
| Direct to Area       | 1              | 0               | 1     |
| Short                | 0              | 0               | 0     |
| Edge of Penalty Area | 0              | 0               | 0     |

| Corners        |       |
|----------------|-------|
| Delivery Style | Total |
| Inswing        | 0     |
| Outswing       | 1     |
| Driven         | 0     |
| Lofted         | 0     |

# INDIVIDUAL DATA IN POSSESSION



Czechia v Mexico

## In Possession - Distributions



| #  | Player          | Passes Attempted | Passes Completed | Pass Completion % | Switches of Play | Crosses Attempted | Crosses Completed | Line Breaks Attempted | Line Breaks Completed | Line Break Completion % | Ball Progressions | Take Ons | Step Ins | Attempts at Goal | Goals |
|----|-----------------|------------------|------------------|-------------------|------------------|-------------------|-------------------|-----------------------|-----------------------|-------------------------|-------------------|----------|----------|------------------|-------|
| 1  | Matej KOVAR     | 38               | 28               | 74%               | 0                | 0                 | 0                 | 14                    | 6                     | 43%                     | 0                 | 0        | 0        | 0                | 0     |
| 3  | Tomas HOLES     | 33               | 30               | 91%               | 1                | 0                 | 0                 | 7                     | 6                     | 86%                     | 1                 | 1        | 0        | 0                | 0     |
| 4  | Robin HRANAC    | 48               | 45               | 94%               | 0                | 1                 | 0                 | 9                     | 6                     | 67%                     | 0                 | 0        | 0        | 0                | 0     |
| 5  | Vladimir COUFAL | 45               | 34               | 76%               | 1                | 7                 | 1                 | 18                    | 9                     | 50%                     | 0                 | 0        | 0        | 1                | 0     |
| 7  | Ladislav KREJCI | 65               | 57               | 88%               | 1                | 0                 | 0                 | 26                    | 22                    | 85%                     | 0                 | 0        | 0        | 0                | 0     |
| 9  | Adam HLOZEK     | 11               | 8                | 73%               | 0                | 0                 | 0                 | 3                     | 3                     | 100%                    | 2                 | 2        | 0        | 0                | 0     |
| 12 | Lukas CERV      | 18               | 17               | 94%               | 0                | 1                 | 0                 | 4                     | 3                     | 75%                     | 2                 | 1        | 1        | 2                | 0     |
| 15 | Pavel SULC      | 21               | 15               | 71%               | 0                | 0                 | 0                 | 3                     | 1                     | 33%                     | 5                 | 4        | 1        | 1                | 0     |
| 18 | Michal SADILEK  | 45               | 40               | 89%               | 0                | 6                 | 1                 | 11                    | 7                     | 64%                     | 0                 | 0        | 0        | 2                | 0     |
| 21 | David DOUDERA   | 47               | 34               | 72%               | 0                | 4                 | 1                 | 17                    | 11                    | 65%                     | 2                 | 2        | 0        | 4                | 0     |
| 26 | Denis VISINSKY  | 14               | 14               | 100%              | 0                | 0                 | 0                 | 2                     | 2                     | 100%                    | 5                 | 5        | 0        | 3                | 0     |
| 10 | Patrik SCHICK   | 3                | 3                | 100%              | 0                | 0                 | 0                 | 0                     | 0                     | 0%                      | 0                 | 0        | 0        | 0                | 0     |
| 17 | Lukas PROVOD    | 23               | 17               | 74%               | 0                | 0                 | 0                 | 6                     | 5                     | 83%                     | 1                 | 1        | 0        | 0                | 0     |
| 19 | Tomas CHORY     | 4                | 3                | 75%               | 0                | 0                 | 0                 | 1                     | 0                     | 0%                      | 0                 | 0        | 0        | 0                | 0     |
| 22 | Tomas SOUCEK    | 1                | 1                | 100%              | 0                | 0                 | 0                 | 0                     | 0                     | 0%                      | 0                 | 0        | 0        | 0                | 0     |
| 24 | Alexandr SOJKA  | 7                | 6                | 86%               | 1                | 1                 | 1                 | 1                     | 1                     | 100%                    | 0                 | 0        | 0        | 0                | 0     |

# In Possession - Offers & Receptions



|    |                 |              | Offer movement types |            |           |           |           |             |                 |
|----|-----------------|--------------|----------------------|------------|-----------|-----------|-----------|-------------|-----------------|
| #  | Player          | Total Offers | In Front             | In Between | Out to In | In to Out | In Behind | No Movement | Offers Received |
| 1  | Matej KOVAR     | 6            | 0                    | 0          | 0         | 0         | 0         | 6           | 4               |
| 3  | Tomas HOLES     | 2            | 1                    | 0          | 0         | 0         | 1         | 0           | 1               |
| 4  | Robin HRANAC    | 8            | 1                    | 0          | 0         | 0         | 2         | 5           | 4               |
| 5  | Vladimir COUFAL | 26           | 8                    | 0          | 0         | 1         | 10        | 7           | 8               |
| 7  | Ladislav KREJCI | 23           | 5                    | 0          | 0         | 0         | 3         | 15          | 13              |
| 9  | Adam HLOZEK     | 15           | 0                    | 5          | 0         | 1         | 8         | 1           | 6               |
| 12 | Lukas CERV      | 41           | 24                   | 14         | 1         | 0         | 1         | 1           | 12              |
| 15 | Pavel SULC      | 56           | 3                    | 22         | 1         | 6         | 15        | 9           | 11              |
| 18 | Michal SADILEK  | 28           | 14                   | 3          | 1         | 1         | 2         | 7           | 12              |
| 21 | David DOUDERA   | 23           | 2                    | 2          | 0         | 0         | 10        | 9           | 6               |
| 26 | Denis VISINSKY  | 18           | 1                    | 1          | 4         | 4         | 3         | 5           | 7               |
| 10 | Patrik SCHICK   | 5            | 0                    | 2          | 0         | 0         | 3         | 0           | 1               |
| 17 | Lukas PROVOD    | 13           | 2                    | 2          | 0         | 0         | 9         | 0           | 3               |
| 19 | Tomas CHORY     | 3            | 0                    | 1          | 0         | 0         | 1         | 1           | 1               |
| 22 | Tomas SOUCEK    | 7            | 1                    | 3          | 0         | 0         | 2         | 1           | 2               |
| 24 | Alexandr SOJKA  | 8            | 3                    | 1          | 0         | 0         | 0         | 4           | 2               |

# In Possession - Distributions

| #  | Player             | Passes Attempted | Passes Completed | Pass Completion % | Switches of Play | Crosses Attempted | Crosses Completed | Line Breaks Attempted | Line Breaks Completed | Line Break Completion % | Ball Progressions | Take Ons | Step Ins | Attempts at Goal | Goals |
|----|--------------------|------------------|------------------|-------------------|------------------|-------------------|-------------------|-----------------------|-----------------------|-------------------------|-------------------|----------|----------|------------------|-------|
| 1  | Raul RANGEL        | 26               | 18               | 69%               | 0                | 0                 | 0                 | 10                    | 5                     | 50%                     | 0                 | 0        | 0        | 0                | 0     |
| 2  | Jorge SANCHEZ      | 41               | 40               | 98%               | 0                | 4                 | 1                 | 11                    | 10                    | 91%                     | 3                 | 1        | 2        | 1                | 0     |
| 3  | Cesar MONTES       | 40               | 38               | 95%               | 0                | 0                 | 0                 | 6                     | 6                     | 100%                    | 0                 | 0        | 0        | 0                | 0     |
| 4  | Edson ALVAREZ      | 35               | 29               | 83%               | 2                | 1                 | 1                 | 11                    | 6                     | 55%                     | 1                 | 0        | 1        | 0                | 0     |
| 7  | Luis ROMO          | 24               | 20               | 83%               | 0                | 1                 | 0                 | 6                     | 4                     | 67%                     | 0                 | 0        | 0        | 0                | 0     |
| 15 | Israel REYES       | 44               | 41               | 93%               | 2                | 0                 | 0                 | 10                    | 9                     | 90%                     | 0                 | 0        | 0        | 1                | 0     |
| 16 | Julian QUINONES    | 25               | 21               | 84%               | 0                | 0                 | 0                 | 3                     | 3                     | 100%                    | 1                 | 0        | 1        | 4                | 1     |
| 19 | Gilberto MORA      | 24               | 21               | 88%               | 0                | 1                 | 0                 | 8                     | 6                     | 75%                     | 3                 | 2        | 1        | 1                | 0     |
| 20 | Mateo CHAVEZ       | 26               | 23               | 88%               | 0                | 1                 | 0                 | 9                     | 7                     | 78%                     | 3                 | 3        | 0        | 1                | 1     |
| 22 | Guillermo MARTINEZ | 12               | 11               | 92%               | 0                | 1                 | 0                 | 0                     | 0                     | 0%                      | 0                 | 0        | 0        | 0                | 0     |
| 25 | Roberto ALVARADO   | 57               | 47               | 82%               | 1                | 4                 | 0                 | 18                    | 10                    | 56%                     | 2                 | 1        | 1        | 1                | 0     |
| 13 | Guillermo OCHOA    | 9                | 4                | 44%               | 0                | 0                 | 0                 | 7                     | 3                     | 43%                     | 0                 | 0        | 0        | 0                | 0     |
| 8  | Alvaro FIDALGO     | 13               | 12               | 92%               | 0                | 1                 | 0                 | 2                     | 1                     | 50%                     | 0                 | 0        | 0        | 1                | 1     |
| 11 | Santiago GIMENEZ   | 4                | 1                | 25%               | 0                | 0                 | 0                 | 0                     | 0                     | 0%                      | 1                 | 1        | 0        | 1                | 0     |
| 18 | Obed VARGAS        | 7                | 7                | 100%              | 0                | 0                 | 0                 | 0                     | 0                     | 0%                      | 0                 | 0        | 0        | 0                | 0     |
| 23 | Jesus GALLARDO     | 7                | 7                | 100%              | 0                | 0                 | 0                 | 1                     | 1                     | 100%                    | 0                 | 0        | 0        | 0                | 0     |

## In Possession - Offers &amp; Receptions

|    |                    |              | Offer movement types |            |           |           |           |             |                 |
|----|--------------------|--------------|----------------------|------------|-----------|-----------|-----------|-------------|-----------------|
| #  | Player             | Total Offers | In Front             | In Between | Out to In | In to Out | In Behind | No Movement | Offers Received |
| 1  | Raul RANGEL        | 9            | 0                    | 0          | 0         | 0         | 0         | 9           | 4               |
| 2  | Jorge SANCHEZ      | 33           | 5                    | 5          | 1         | 1         | 9         | 12          | 7               |
| 3  | Cesar MONTES       | 2            | 1                    | 0          | 0         | 0         | 0         | 1           | 1               |
| 4  | Edson ALVAREZ      | 57           | 25                   | 13         | 2         | 1         | 0         | 16          | 19              |
| 7  | Luis ROMO          | 27           | 7                    | 8          | 1         | 0         | 11        | 0           | 10              |
| 15 | Israel REYES       | 20           | 5                    | 0          | 0         | 0         | 2         | 13          | 12              |
| 16 | Julian QUINONES    | 50           | 6                    | 10         | 2         | 0         | 21        | 11          | 15              |
| 19 | Gilberto MORA      | 66           | 15                   | 28         | 2         | 6         | 7         | 8           | 19              |
| 20 | Mateo CHAVEZ       | 50           | 12                   | 8          | 2         | 2         | 7         | 19          | 3               |
| 22 | Guillermo MARTINEZ | 32           | 0                    | 15         | 1         | 0         | 16        | 0           | 8               |
| 25 | Roberto ALVARADO   | 54           | 12                   | 13         | 5         | 2         | 11        | 11          | 27              |
| 13 | Guillermo OCHOA    | 2            | 0                    | 0          | 0         | 0         | 0         | 2           | 1               |
| 8  | Alvaro FIDALGO     | 17           | 1                    | 7          | 0         | 2         | 1         | 6           | 4               |
| 11 | Santiago GIMENEZ   | 12           | 0                    | 4          | 0         | 0         | 8         | 0           | 4               |
| 18 | Obed VARGAS        | 8            | 0                    | 7          | 0         | 0         | 1         | 0           | 2               |
| 23 | Jesus GALLARDO     | 5            | 2                    | 0          | 0         | 0         | 2         | 1           | 1               |

# INDIVIDUAL DATA OUT OF POSSESSION



Czechia v Mexico

## Out of Possession



| #  | Player          | Tackles Made / Won | Blocks | Interceptions | Pressing Direct | Pressing Indirect | Duels Won - Aerial | Duels Won - Physical | Possession Contests won | Clearances | Loose Ball Receptions | Pushing On | Pushing On into Pressing | Possession Regains | Possession Interrupted |
|----|-----------------|--------------------|--------|---------------|-----------------|-------------------|--------------------|----------------------|-------------------------|------------|-----------------------|------------|--------------------------|--------------------|------------------------|
| 1  | Matej KOVAR     | 0 / 0              | 0      | 0             | 0               | 0                 | 0                  | 0                    | 0                       | 0          | 3                     | 0          | 0                        | 7                  | 0                      |
| 3  | Tomas HOLES     | 4 / 3              | 4      | 0             | 5               | 10                | 1                  | 0                    | 1                       | 4          | 6                     | 24         | 6                        | 6                  | 7                      |
| 4  | Robin HRANAC    | 1 / 0              | 1      | 1             | 4               | 5                 | 1                  | 0                    | 1                       | 1          | 4                     | 13         | 3                        | 2                  | 1                      |
| 5  | Vladimir COUFAL | 1 / 1              | 1      | 1             | 0               | 15                | 2                  | 0                    | 2                       | 1          | 9                     | 25         | 4                        | 3                  | 1                      |
| 7  | Ladislav KREJCI | 3 / 0              | 0      | 1             | 2               | 5                 | 2                  | 0                    | 2                       | 6          | 7                     | 18         | 4                        | 3                  | 6                      |
| 9  | Adam HLOZEK     | 1 / 0              | 0      | 0             | 1               | 22                | 2                  | 0                    | 2                       | 0          | 1                     | 5          | 4                        | 0                  | 0                      |
| 12 | Lukas CERV      | 4 / 1              | 2      | 0             | 6               | 6                 | 0                  | 0                    | 0                       | 3          | 4                     | 28         | 8                        | 2                  | 3                      |
| 15 | Pavel SULC      | 2 / 1              | 1      | 0             | 4               | 27                | 2                  | 0                    | 2                       | 1          | 4                     | 20         | 15                       | 1                  | 2                      |
| 18 | Michal SADILEK  | 3 / 0              | 1      | 1             | 2               | 26                | 0                  | 0                    | 3                       | 1          | 4                     | 29         | 11                       | 3                  | 1                      |
| 21 | David DOUDERA   | 1 / 0              | 2      | 0             | 0               | 23                | 0                  | 0                    | 0                       | 0          | 8                     | 26         | 13                       | 1                  | 1                      |
| 26 | Denis VISINSKY  | 1 / 0              | 1      | 0             | 0               | 20                | 0                  | 0                    | 0                       | 2          | 4                     | 9          | 5                        | 0                  | 3                      |
| 10 | Patrik SCHICK   | 0 / 0              | 0      | 0             | 0               | 5                 | 2                  | 0                    | 2                       | 0          | 0                     | 4          | 3                        | 0                  | 0                      |
| 17 | Lukas PROVOD    | 1 / 0              | 0      | 0             | 2               | 6                 | 1                  | 0                    | 1                       | 2          | 2                     | 2          | 2                        | 1                  | 1                      |
| 19 | Tomas CHORY     | 0 / 0              | 0      | 1             | 1               | 3                 | 0                  | 0                    | 0                       | 0          | 0                     | 4          | 3                        | 1                  | 0                      |
| 22 | Tomas SOUCEK    | 0 / 0              | 0      | 0             | 0               | 4                 | 1                  | 0                    | 1                       | 1          | 0                     | 4          | 2                        | 0                  | 0                      |
| 24 | Alexandr SOJKA  | 0 / 0              | 0      | 0             | 0               | 9                 | 0                  | 0                    | 0                       | 0          | 1                     | 4          | 3                        | 0                  | 0                      |

## Out of Possession



| #  | Player             | Tackles Made / Won | Blocks | Interceptions | Pressing Direct | Pressing Indirect | Duels Won - Aerial | Duels Won - Physical | Possession Contests won | Clearances | Loose Ball Receptions | Pushing On | Pushing On into Pressing | Possession Regains | Possession Interrupted |
|----|--------------------|--------------------|--------|---------------|-----------------|-------------------|--------------------|----------------------|-------------------------|------------|-----------------------|------------|--------------------------|--------------------|------------------------|
| 1  | Raul RANGEL        | 0 / 0              | 0      | 0             | 0               | 0                 | 0                  | 0                    | 0                       | 0          | 4                     | 0          | 0                        | 3                  | 0                      |
| 2  | Jorge SANCHEZ      | 5 / 2              | 5      | 0             | 4               | 13                | 0                  | 0                    | 0                       | 3          | 8                     | 47         | 12                       | 6                  | 1                      |
| 3  | Cesar MONTES       | 2 / 1              | 2      | 1             | 1               | 2                 | 1                  | 0                    | 1                       | 16         | 1                     | 10         | 1                        | 8                  | 8                      |
| 4  | Edson ALVAREZ      | 6 / 2              | 2      | 0             | 4               | 18                | 2                  | 0                    | 2                       | 3          | 4                     | 30         | 13                       | 2                  | 4                      |
| 7  | Luis ROMO          | 2 / 1              | 2      | 0             | 2               | 12                | 0                  | 1                    | 1                       | 0          | 6                     | 15         | 4                        | 1                  | 2                      |
| 15 | Israel REYES       | 1 / 0              | 5      | 0             | 0               | 2                 | 4                  | 0                    | 4                       | 6          | 6                     | 17         | 1                        | 5                  | 6                      |
| 16 | Julian QUINONES    | 1 / 1              | 1      | 1             | 3               | 34                | 0                  | 0                    | 1                       | 2          | 3                     | 30         | 24                       | 2                  | 3                      |
| 19 | Gilberto MORA      | 0 / 0              | 1      | 0             | 0               | 26                | 0                  | 0                    | 0                       | 0          | 1                     | 19         | 10                       | 0                  | 0                      |
| 20 | Mateo CHAVEZ       | 2 / 0              | 2      | 0             | 3               | 15                | 1                  | 0                    | 1                       | 0          | 4                     | 21         | 11                       | 2                  | 1                      |
| 22 | Guillermo MARTINEZ | 1 / 0              | 0      | 0             | 2               | 35                | 1                  | 0                    | 2                       | 3          | 1                     | 39         | 26                       | 1                  | 2                      |
| 25 | Roberto ALVARADO   | 1 / 0              | 1      | 1             | 2               | 17                | 0                  | 0                    | 0                       | 4          | 4                     | 20         | 10                       | 1                  | 6                      |
| 13 | Guillermo OCHOA    | 0 / 0              | 0      | 0             | 0               | 0                 | 0                  | 0                    | 0                       | 0          | 0                     | 0          | 0                        | 0                  | 0                      |
| 8  | Alvaro FIDALGO     | 1 / 0              | 0      | 1             | 1               | 15                | 1                  | 0                    | 1                       | 0          | 1                     | 17         | 5                        | 1                  | 0                      |
| 11 | Santiago GIMENEZ   | 0 / 0              | 0      | 0             | 0               | 11                | 0                  | 0                    | 0                       | 2          | 0                     | 14         | 8                        | 0                  | 2                      |
| 18 | Obed VARGAS        | 1 / 0              | 0      | 0             | 1               | 8                 | 0                  | 0                    | 0                       | 1          | 0                     | 7          | 4                        | 1                  | 0                      |
| 23 | Jesus GALLARDO     | 0 / 0              | 1      | 0             | 0               | 2                 | 0                  | 0                    | 0                       | 0          | 1                     | 1          | 1                        | 2                  | 0                      |

# INDIVIDUAL DATA PHYSICAL



Czechia v Mexico

## Physical Data



| #  | Player          | Total Distance (m) | Zone 1: 0-7 km/h (m) | Zone 2: 7-15 km/h (m) | Zone 3: 15-20 km/h (m) | Zone 4: 20-25 km/h (m) | Zone 5: 25+ km/h (m) | High Speed Runs (Zone 3) | Sprints (Zone 4 & 5) | Top Speed (km/h) |
|----|-----------------|--------------------|----------------------|-----------------------|------------------------|------------------------|----------------------|--------------------------|----------------------|------------------|
| 1  | Matej KOVAR     | 4687.1             | 3811.5               | 824.5                 | 40.2                   | 10.9                   | 0                    | 4.0                      | 1.0                  | 23.4             |
| 3  | Tomas HOLES     | 6821.9             | 2739.8               | 2810.5                | 845.3                  | 264.0                  | 162.4                | 73.0                     | 20.0                 | 32.5             |
| 4  | Robin HRANAC    | 9755.1             | 3772.5               | 4400.3                | 1253.5                 | 266.0                  | 62.9                 | 98.0                     | 18.0                 | 27.9             |
| 5  | Vladimir COUFAL | 11006.7            | 4022.7               | 4439.2                | 1675.0                 | 620.7                  | 249.1                | 133.0                    | 50.0                 | 30.1             |
| 7  | Ladislav KREJCI | 10622.0            | 4015.8               | 4874.3                | 1303.1                 | 400.4                  | 28.4                 | 110.0                    | 26.0                 | 26.0             |
| 9  | Adam HLOZEK     | 7343.3             | 2874.4               | 3256.7                | 859.2                  | 298.1                  | 54.9                 | 80.0                     | 25.0                 | 32.7             |
| 12 | Lukas CERV      | 9302.2             | 3378.7               | 4118.8                | 1330.1                 | 406.7                  | 67.9                 | 116.0                    | 27.0                 | 28.7             |
| 15 | Pavel SULC      | 10179.7            | 3949.3               | 3858.4                | 1535.3                 | 571.5                  | 265.1                | 134.0                    | 44.0                 | 33.0             |
| 18 | Michal SADILEK  | 11353.9            | 3222.3               | 5411.5                | 1998.6                 | 525.6                  | 195.8                | 174.0                    | 43.0                 | 29.8             |
| 21 | David DOUDERA   | 10486.6            | 4054.0               | 4606.6                | 1309.3                 | 428.2                  | 88.3                 | 114.0                    | 34.0                 | 29.2             |
| 26 | Denis VISINSKY  | 6956.6             | 2517.8               | 2790.5                | 1040.7                 | 479.5                  | 128.2                | 92.0                     | 46.0                 | 32.1             |
| 10 | Patrik SCHICK   | 3442.0             | 1116.8               | 1514.3                | 540.0                  | 250.0                  | 20.9                 | 46.0                     | 15.0                 | 26.0             |
| 17 | Lukas PROVOD    | 4480.4             | 1470.2               | 1744.0                | 820.5                  | 310.9                  | 134.8                | 62.0                     | 22.0                 | 31.0             |
| 19 | Tomas CHORY     | 1218.8             | 382.0                | 428.7                 | 231.5                  | 122.1                  | 54.5                 | 19.0                     | 10.0                 | 28.3             |
| 22 | Tomas SOUCEK    | 2470.7             | 661.5                | 975.0                 | 572.9                  | 178.5                  | 82.8                 | 43.0                     | 10.0                 | 28.5             |
| 24 | Alexandr SOJKA  | 1477.6             | 308.0                | 623.5                 | 368.9                  | 147.9                  | 29.3                 | 32.0                     | 10.0                 | 26.8             |

## Physical Data



| #  | Player             | Total Distance (m) | Zone 1: 0-7 km/h (m) | Zone 2: 7-15 km/h (m) | Zone 3: 15-20 km/h (m) | Zone 4: 20-25 km/h (m) | Zone 5: 25+ km/h (m) | High Speed Runs (Zone 3) | Sprints (Zone 4 & 5) | Top Speed (km/h) |
|----|--------------------|--------------------|----------------------|-----------------------|------------------------|------------------------|----------------------|--------------------------|----------------------|------------------|
| 1  | Raul RANGEL        | 4266.5             | 3371.0               | 769.0                 | 96.0                   | 30.5                   | 0                    | 8.0                      | 1.0                  | 24.8             |
| 2  | Jorge SANCHEZ      | 11305.1            | 3953.0               | 4595.2                | 1636.3                 | 703.6                  | 416.9                | 133.0                    | 58.0                 | 30.8             |
| 3  | Cesar MONTES       | 9243.1             | 3705.7               | 4329.4                | 950.2                  | 216.2                  | 41.8                 | 81.0                     | 21.0                 | 30.8             |
| 4  | Edson ALVAREZ      | 10750.7            | 3985.1               | 4631.9                | 1574.4                 | 395.0                  | 164.3                | 135.0                    | 34.0                 | 29.8             |
| 7  | Luis ROMO          | 7775.5             | 2655.6               | 3257.3                | 1320.1                 | 447.7                  | 94.8                 | 110.0                    | 36.0                 | 30.4             |
| 15 | Israel REYES       | 10529.2            | 4138.1               | 4778.8                | 1165.4                 | 312.9                  | 134.0                | 107.0                    | 26.0                 | 30.2             |
| 16 | Julian QUINONES    | 11356.9            | 4011.8               | 4706.8                | 1563.3                 | 775.6                  | 299.4                | 141.0                    | 61.0                 | 32.0             |
| 19 | Gilberto MORA      | 8521.5             | 2974.0               | 3570.6                | 1438.0                 | 488.3                  | 50.6                 | 123.0                    | 37.0                 | 27.9             |
| 20 | Mateo CHAVEZ       | 8450.2             | 3337.3               | 3373.2                | 1060.5                 | 488.7                  | 190.5                | 96.0                     | 41.0                 | 31.3             |
| 22 | Guillermo MARTINEZ | 7134.9             | 2604.6               | 3052.6                | 959.9                  | 442.8                  | 75.1                 | 76.0                     | 37.0                 | 29.7             |
| 25 | Roberto ALVARADO   | 11234.2            | 3963.5               | 5166.6                | 1661.8                 | 416.9                  | 25.4                 | 147.0                    | 31.0                 | 26.4             |
| 13 | Guillermo OCHOA    | 1147.0             | 763.4                | 309.0                 | 74.6                   | 0                      | 0                    | 5.0                      | 0                    | 18.7             |
| 8  | Alvaro FIDALGO     | 3319.6             | 948.7                | 1207.1                | 675.7                  | 313.1                  | 174.9                | 57.0                     | 22.0                 | 31.1             |
| 11 | Santiago GIMENEZ   | 3485.5             | 1300.6               | 1398.0                | 559.0                  | 172.9                  | 55.0                 | 52.0                     | 14.0                 | 29.8             |
| 18 | Obed VARGAS        | 4004.8             | 1097.5               | 1615.6                | 1036.2                 | 202.5                  | 53.0                 | 79.0                     | 17.0                 | 28.2             |
| 23 | Jesus GALLARDO     | 2127.0             | 783.2                | 876.1                 | 327.0                  | 117.3                  | 23.4                 | 25.0                     | 8.0                  | 30.7             |



TM