



## Switzerland 2 - 1 Canada

Group B - Match 51

24 June 2026

12:00 Kick Off

BC Place Vancouver

# POST MATCH SUMMARY REPORT

# Match Summary - Teams



2 - 1

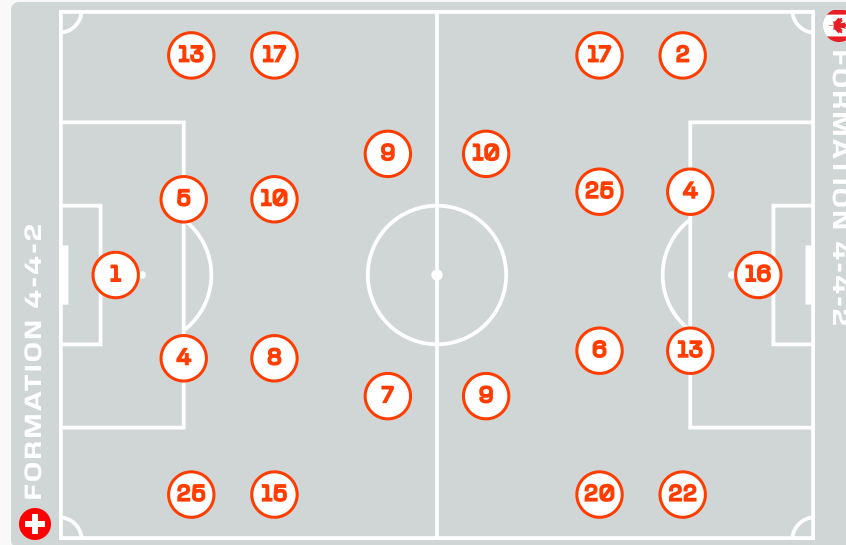


## STARTING

- 1 GK Gregor KOBEL
- 4 DF Nico ELVEDI
- 5 DF Manuel AKANJI
- 7 FW Breel EMOLO ↓ 85'
- 8 MF Remo FREULER
- 9 MF Johan MANZAMBI ⚽ 57' ↓ 85'
- 10 MF Granit XHAKA 🟡 32'
- 13 DF Ricardo RODRIGUEZ
- 15 MF Djibril SOW ↓ 74'
- 17 FW Ruben VARGAS ⚽ 46' ↓ 80'
- 25 DF Luca JAQUEZ ↓ 74'

## SUBSTITUTES

- 12 GK Yvon MVOGO
- 21 GK Marvin KELLER
- 2 DF Miro MUHEIM
- 3 DF Silvan WIDMER ↑ 74'
- 6 MF Denis ZAKARIA
- 11 FW Dan NDOYE ↑ 80'
- 14 MF Ardon JASHARI
- 16 FW Christian FASSNACHT ↑ 85'
- 18 DF Eray COEMERT
- 19 FW Noah OKAFOR
- 20 MF Michel AEBISCHER ↑ 74'
- 22 MF Fabian RIEDER
- 23 FW Zeki AMDOUNI
- 24 DF Aurele AMENDA
- 26 FW Cedric ITTEN ↑ 85'



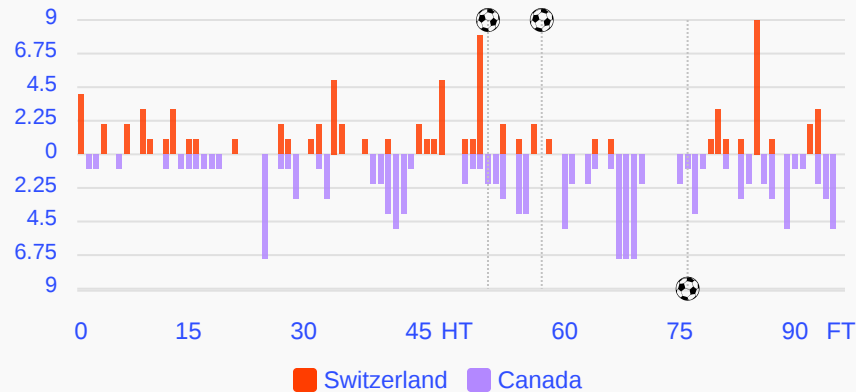
## STARTING

- Maxime CREPEAU GK 16
- Alistair JOHNSTON DF 2
- Luc DE FOUGEROLLES DF 4
- ↓ 58' Mathieu CHOINIERE MF 6
- ↓ 58' 🟡 32' Cyle LARIN FW 9
- Jonathan DAVID FW 10
- Derek CORNELIUS DF 13
- ↓ 75' Tajon BUCHANAN FW 17
- ↓ 58' Ali AHMED FW 20
- ↓ 83' Richie LARVEA DF 22
- Nathan SALIBA MF 25

## SUBSTITUTES

- Dayne ST. CLAIR GK 1
- Owen GOODMAN GK 18
- Alfie JONES DF 3
- Joel WATERMAN DF 5
- ↑ 58' Stephen EUSTAQUIO MF 7
- Ismael KONE MF 8
- 🟡 87' ↑ 58' Liam MILLAR MF 11
- ↑ 58' Tani OLUWASEVI FW 12
- ↑ 83' Jacob SHAFFELBURG MF 14
- Moise BOMBITO DF 15
- Alphonso DAVIES DF 19
- Jonathan OSORIO MF 21
- Niko SIGUR DF 23
- ⚽ 76' ↑ 75' Promise DAVID FW 24
- Jayden NELSON FW 26

Distribution in the Final Third



# Match Summary - Key Statistics



2 - 1



## Possession

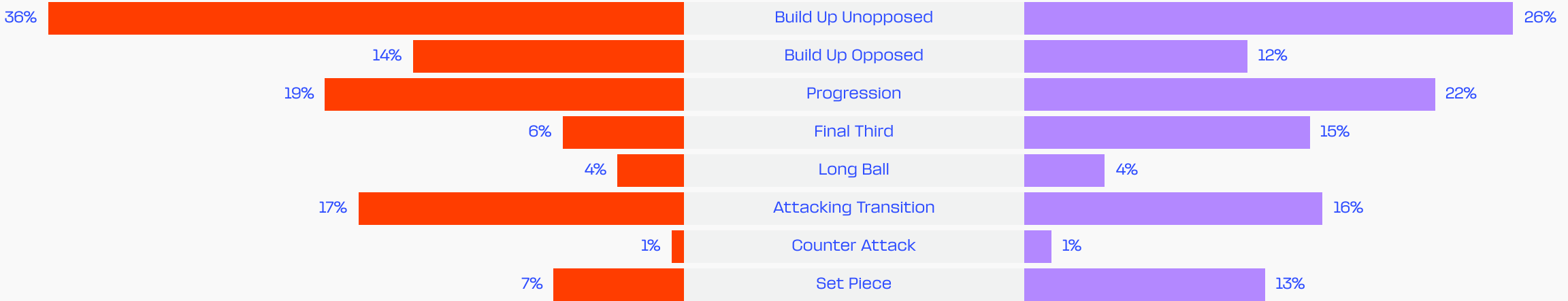
Total	48.8%	11.1%	40.1%	Total
2	Goals			1
1.68	xG (Expected Goals)			1.61
6 (4)	Attempts at Goal (On Target)			13 (7)
471 (389)	Total Passes (Complete)			353 (275)
83 %	Pass Completion %			78 %
95	Completed Line Breaks			87
6	Defensive Line Breaks			7
55	Receptions in the Final Third			103
8	Crosses			26
16	Ball Progressions			21
216 (50)	Defensive Pressures Applied (Direct Pressures)			299 (44)
49	Forced Turnovers			50
53	Second Balls			64
109.9 km	Total Distance Covered			114.6 km
5.2 km	Zone 4 - Low Speed Sprinting: 20-25 km/h			7.1 km



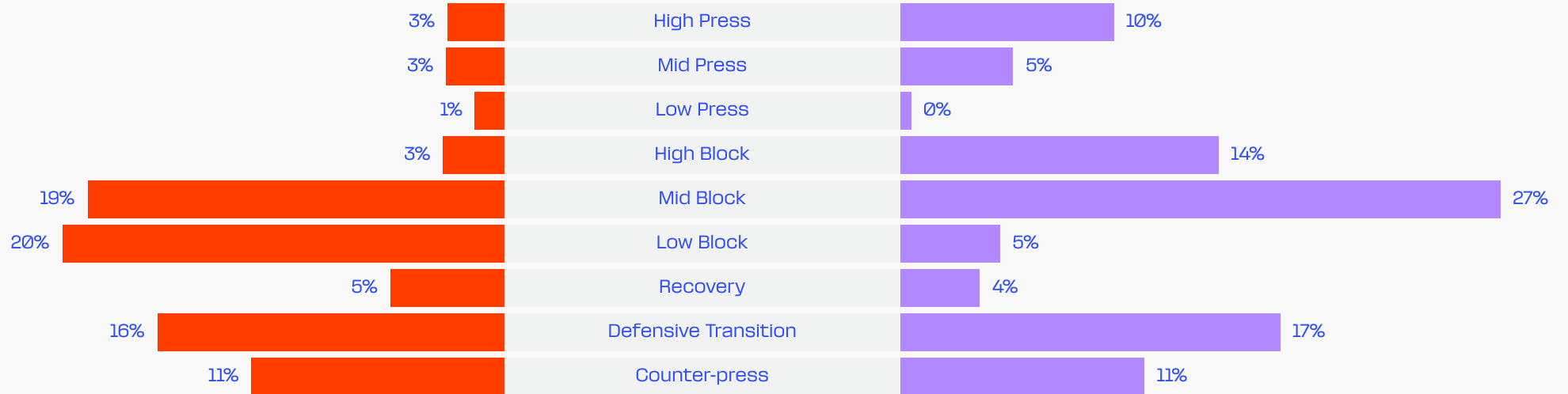
# Phases of Play



## IN POSSESSION



## OUT OF POSSESSION

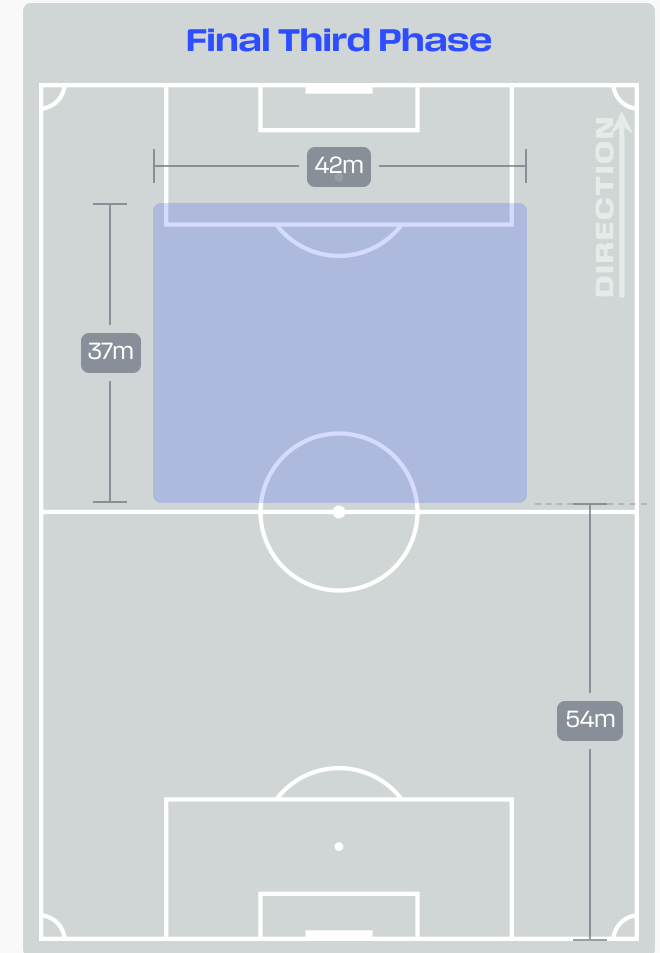
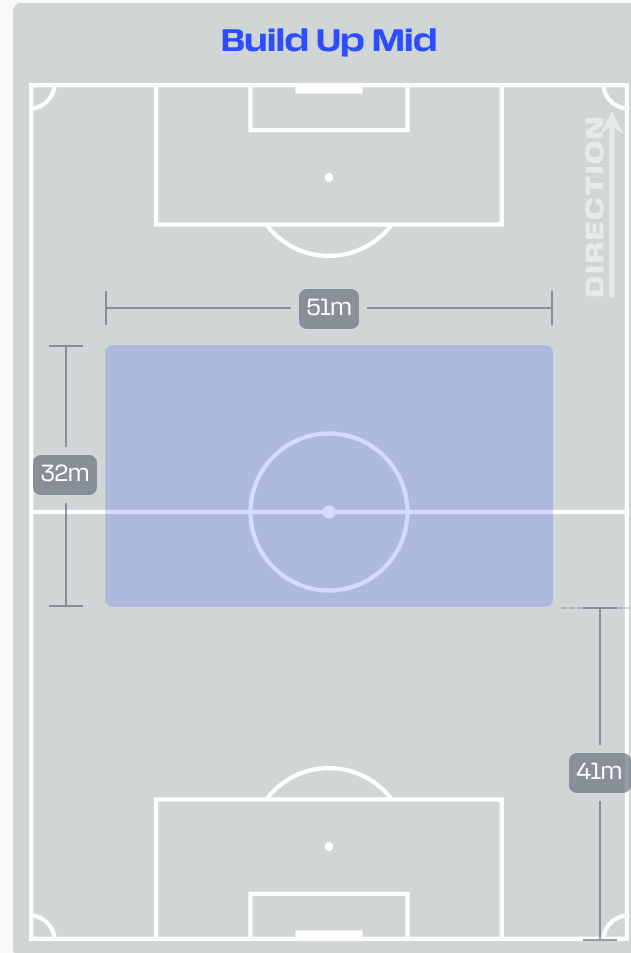
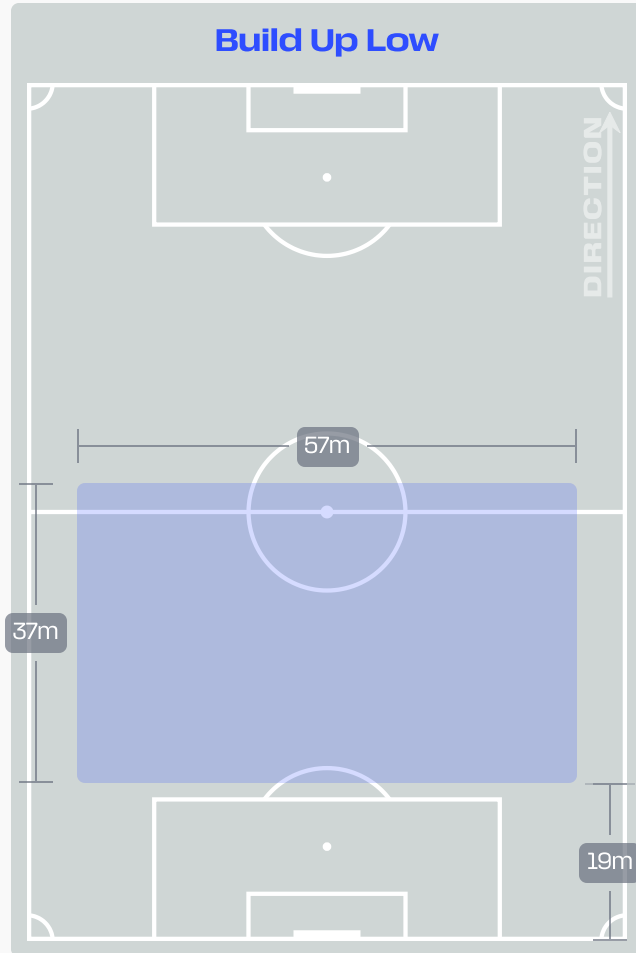


# IN POSSESSION

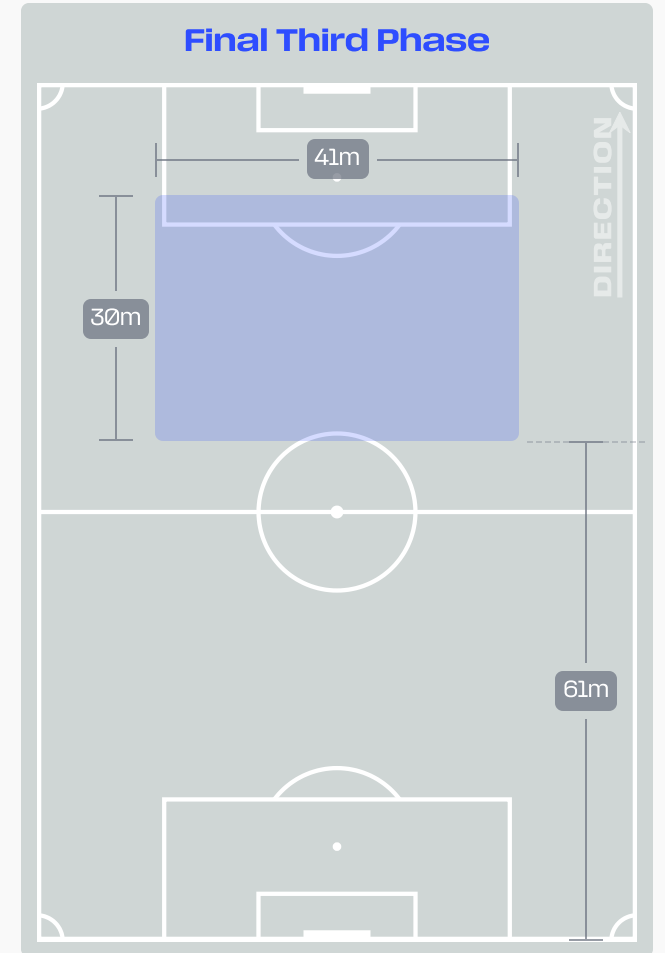
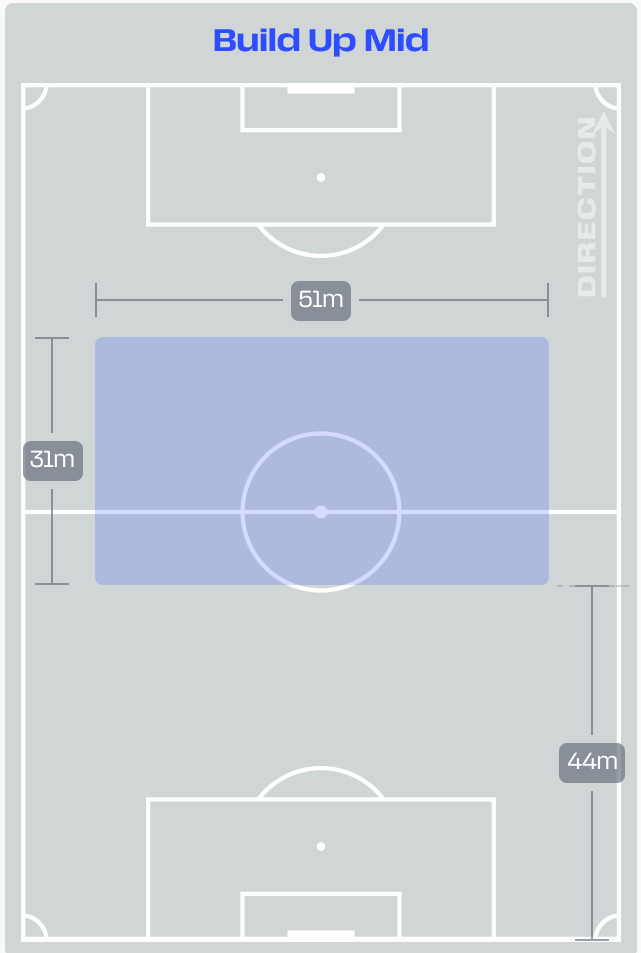
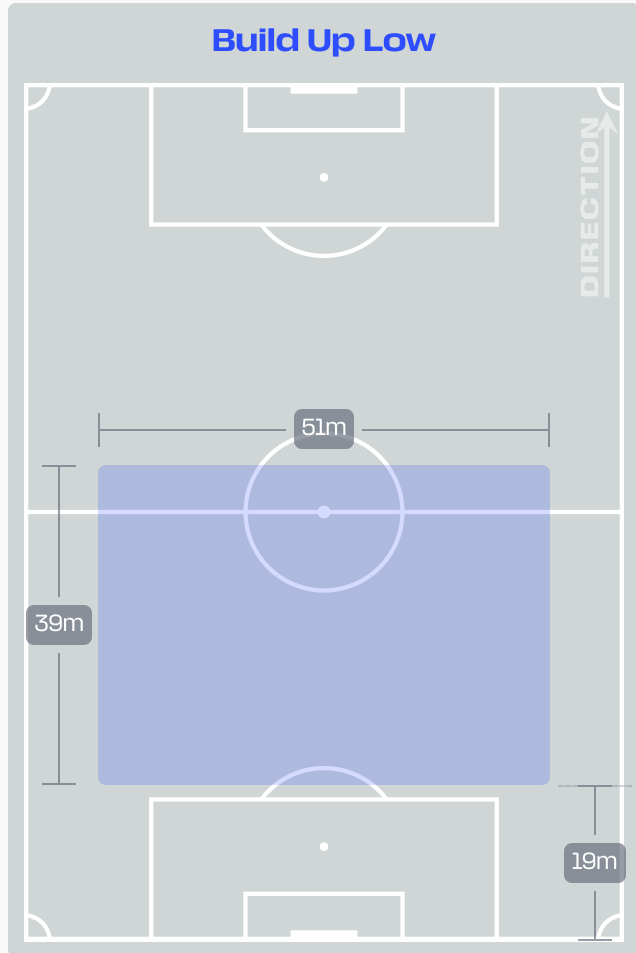


Switzerland v Canada

# In Possession Line Height & Team Length



# In Possession Line Height & Team Length



# Line Breaks

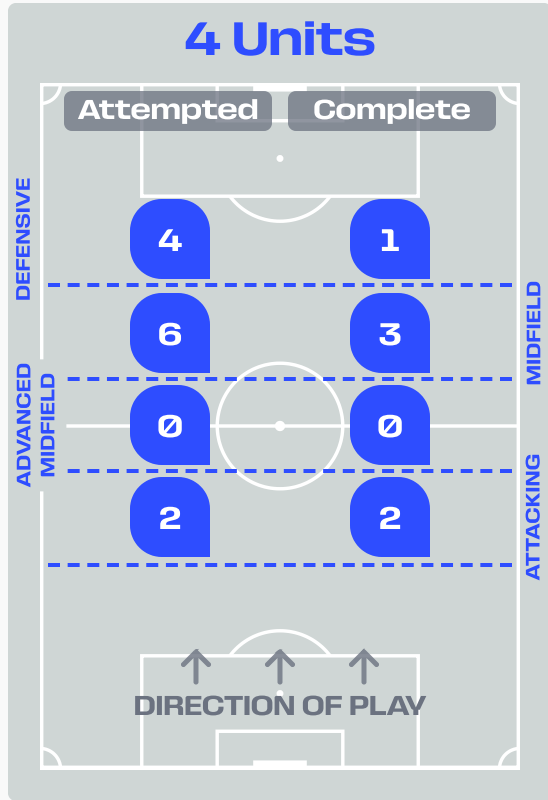


Attempted Line Breaks  
**143**

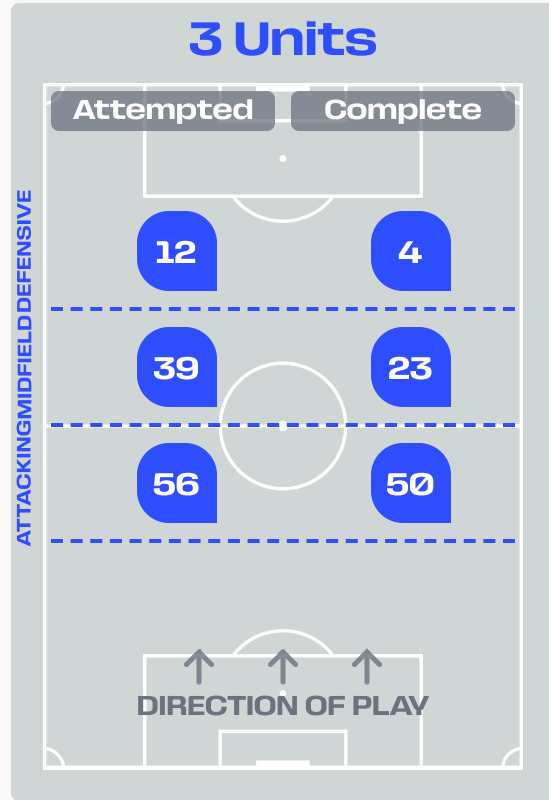
30 Attempted  
25 Complete

56 Attempted  
50 Complete

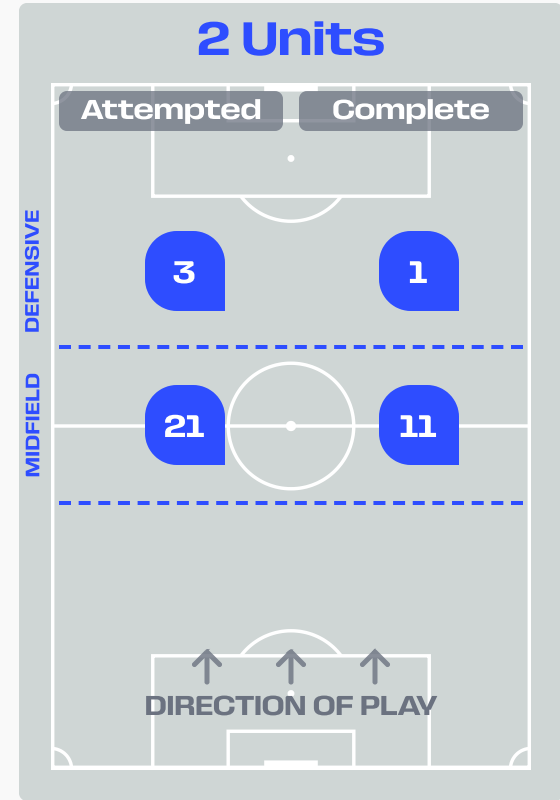
57 Attempted  
20 Complete



**Attempted Line Breaks 12**  
 Inside Shape 6  
 Outside Shape 6



**Attempted Line Breaks 107**  
 Inside Shape 60  
 Outside Shape 47

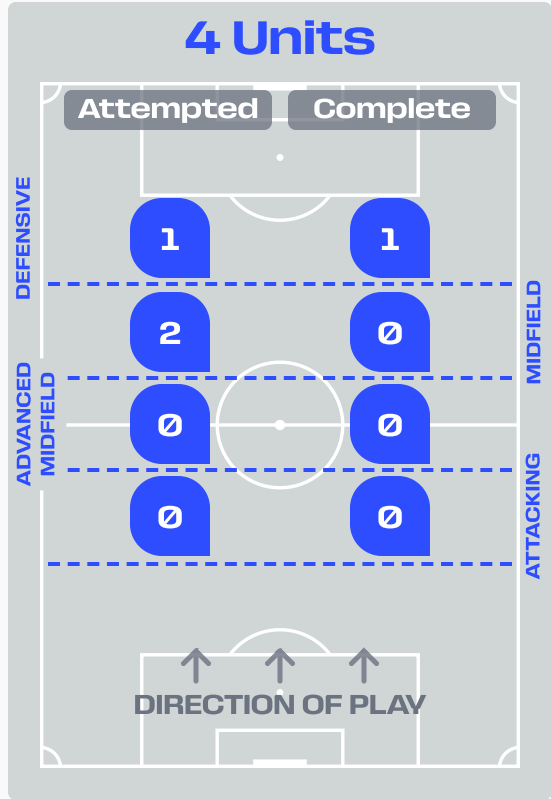
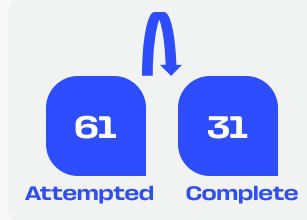
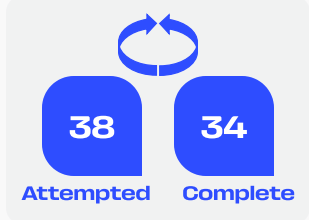
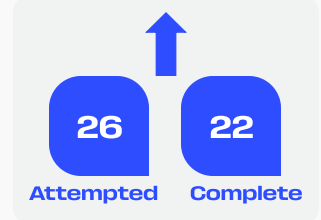


**Attempted Line Breaks 24**  
 Inside Shape 21  
 Outside Shape 3

# Line Breaks



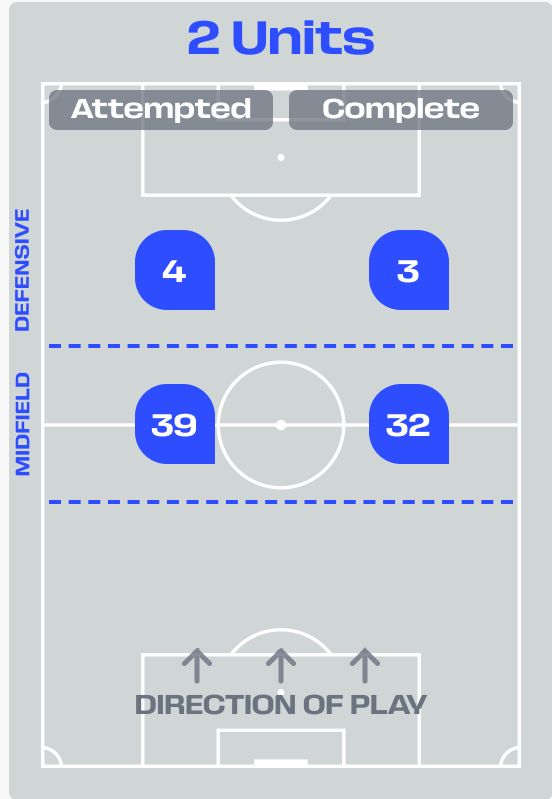
Attempted Line Breaks  
**125**



**Attempted Line Breaks 3**  
 Inside Shape 2  
 Outside Shape 1



**Attempted Line Breaks 79**  
 Inside Shape 51  
 Outside Shape 28



**Attempted Line Breaks 43**  
 Inside Shape 27  
 Outside Shape 16





# Passing Networks



#	Passes From ↓ to →	Gregor KOBEL	Nico ELVEDI	Manuel AKANJI	Breel EMBOLO	Remo FREULER	Johan MANZAMBI	Granit XHAKA	Ricardo RODRIGUEZ	Djibril SOW	Ruben VARGAS	Luca JAQUEZ	Silvan WIDMER	Dan NDOYE	Christian FASSNACHT	Michel AEBISCHER	Cedric ITTEN
1	Gregor KOBEL		13	21	0	1	0	6	2	1	0	0	0	0	0	0	0
4	Nico ELVEDI	12		12	0	7	0	9	0	4	0	11	1	0	0	0	0
5	Manuel AKANJI	10	18		2	11	0	11	7	0	0	4	0	0	1	0	0
7	Breel EMBOLO	0	0	2		2	2	0	0	1	1	2	0	0	0	0	0
8	Remo FREULER	3	7	4	1		3	5	4	4	0	6	2	1	0	1	0
9	Johan MANZAMBI	0	1	1	0	1		2	2	0	3	0	0	0	0	0	0
10	Granit XHAKA	0	5	9	3	4	7		9	5	4	6	0	0	2	0	0
13	Ricardo RODRIGUEZ	2	0	4	1	1	4	6		0	3	2	0	0	0	1	0
15	Djibril SOW	0	5	4	2	5	0	3	0		0	2	0	0	0	0	0
17	Ruben VARGAS	0	0	0	2	0	1	1	4	0		0	0	0	0	0	0
25	Luca JAQUEZ	1	5	0	1	4	1	5	0	5	0		0	0	0	0	0
3	Silvan WIDMER	0	2	0	0	3	0	0	0	0	0	0		0	1	0	1
11	Dan NDOYE	0	0	1	0	0	0	0	0	0	0	0	0		0	0	0
16	Christian FASSNACHT	0	0	0	0	0	0	0	0	0	0	0	1	0		4	0
20	Michel AEBISCHER	0	0	0	0	1	0	0	0	0	0	0	3	1	1		0
26	Cedric ITTEN	0	0	0	0	0	0	0	0	0	0	0	0	0	0	0	

Top 5 Player to Player Passers		
Player	Passed To	% of Total Team Passes
Gregor KOBEL	Manuel AKANJI	5.6%
Manuel AKANJI	Nico ELVEDI	4.8%
Gregor KOBEL	Nico ELVEDI	3.5%
Nico ELVEDI	Manuel AKANJI	3.2%
Nico ELVEDI	Gregor KOBEL	3.2%

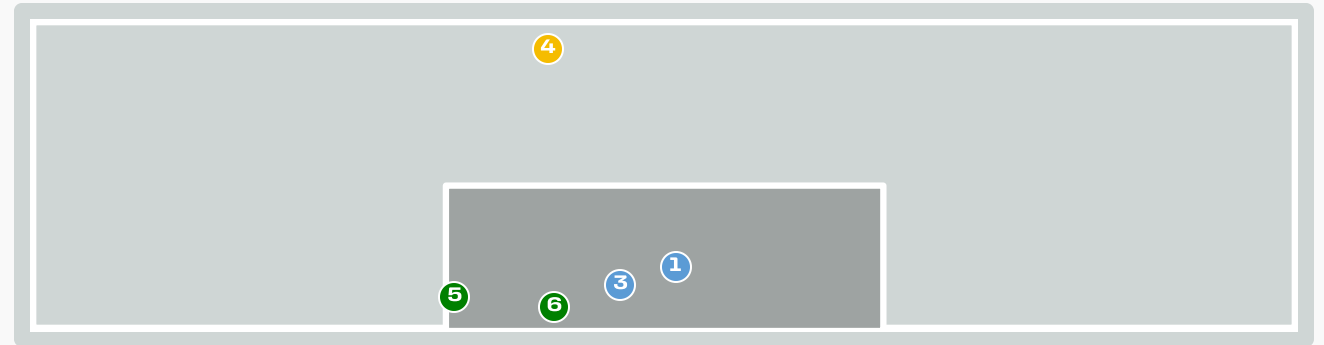
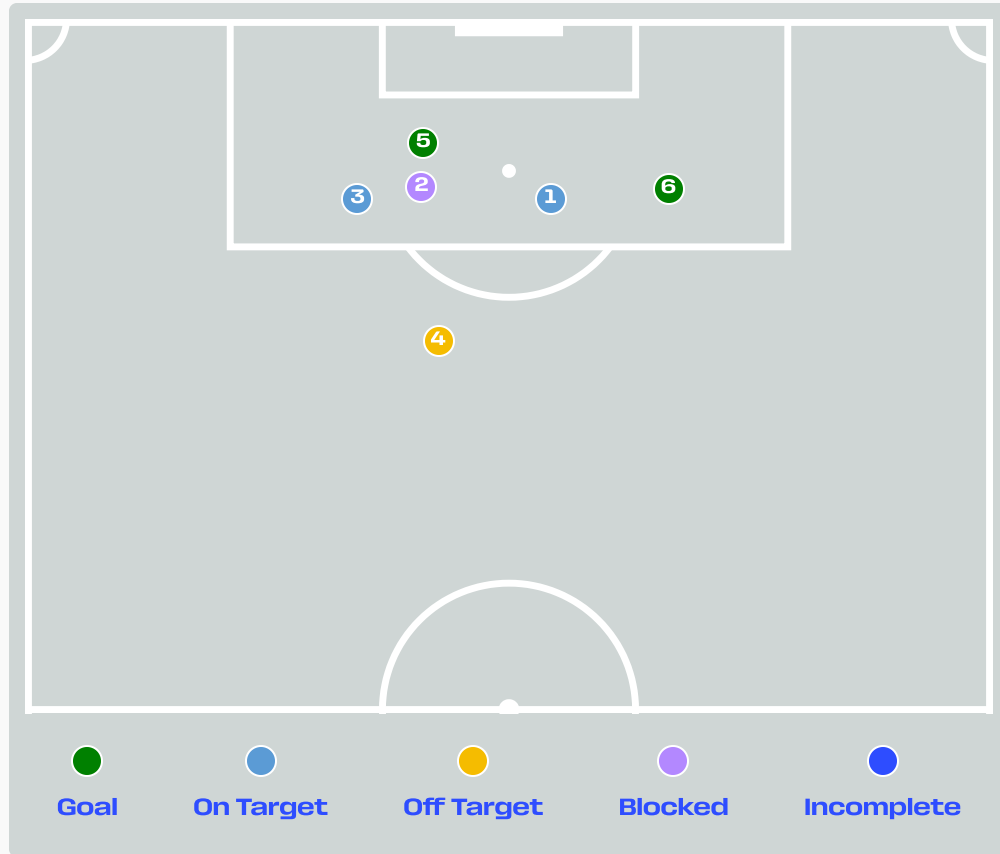
# Passing Networks



#	Passes From ↓ to →	Maxime CREPEAU	Alistair JOHNSTON	Luc DE FOUGEROLLES	Mathieu CHOINIERE	Cyle LARIN	Jonathan DAVID	Derek CORNELIUS	Tajon BUCHANAN	Ali AHMED	Richie LARYEA	Nathan SALIBA	Stephen EUSTAQUIO	Liam MILLAR	Tani OLUWASEYI	Jacob SHAFFELBURG	Promise DAVID
16	Maxime CREPEAU		0	4	1	1	1	5	0	1	0	0	0	1	0	0	0
2	Alistair JOHNSTON	0		4	0	1	3	1	3	1	0	2	2	0	0	0	1
4	Luc DE FOUGEROLLES	1	10		2	0	1	10	4	0	1	3	3	0	0	0	0
6	Mathieu CHOINIERE	0	1	6		1	2	3	2	4	2	2	0	0	0	0	0
9	Cyle LARIN	0	0	0	0		1	0	2	1	0	0	0	0	0	0	0
10	Jonathan DAVID	0	1	0	2	1		0	4	1	1	1	3	0	1	1	0
13	Derek CORNELIUS	2	1	8	5	0	2		0	2	6	1	4	4	1	0	0
17	Tajon BUCHANAN	0	1	0	0	0	5	0		0	0	4	0	0	0	0	0
20	Ali AHMED	0	0	0	2	0	3	1	0		2	1	0	0	0	0	0
22	Richie LARYEA	3	2	0	3	0	0	5	0	1		3	4	1	3	0	0
25	Nathan SALIBA	0	3	2	6	1	6	1	2	2	2		2	2	0	0	2
7	Stephen EUSTAQUIO	0	3	4	0	0	1	2	1	0	6	0		5	0	0	0
11	Liam MILLAR	0	0	0	0	0	0	3	0	0	3	0	2		0	1	0
12	Tani OLUWASEYI	0	0	0	0	0	1	1	0	0	0	0	0	1		1	0
14	Jacob SHAFFELBURG	0	1	0	0	0	1	1	0	0	0	0	0	0	0		1
24	Promise DAVID	0	0	0	0	0	0	0	0	0	1	0	0	0	0	0	

Top 5 Player to Player Passers		
Player	Passed To	% of Total Team Passes
Luc DE FOUGEROLLES	Derek CORNELIUS	3.8%
Luc DE FOUGEROLLES	Alistair JOHNSTON	3.8%
Derek CORNELIUS	Luc DE FOUGEROLLES	3.1%
Mathieu CHOINIERE	Luc DE FOUGEROLLES	2.3%
Derek CORNELIUS	Richie LARYEA	2.3%

# Attempts at Goal



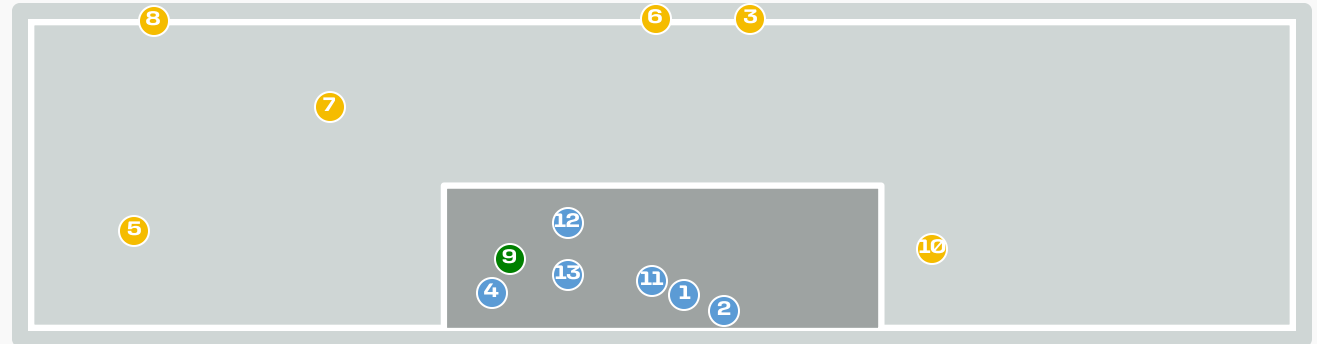
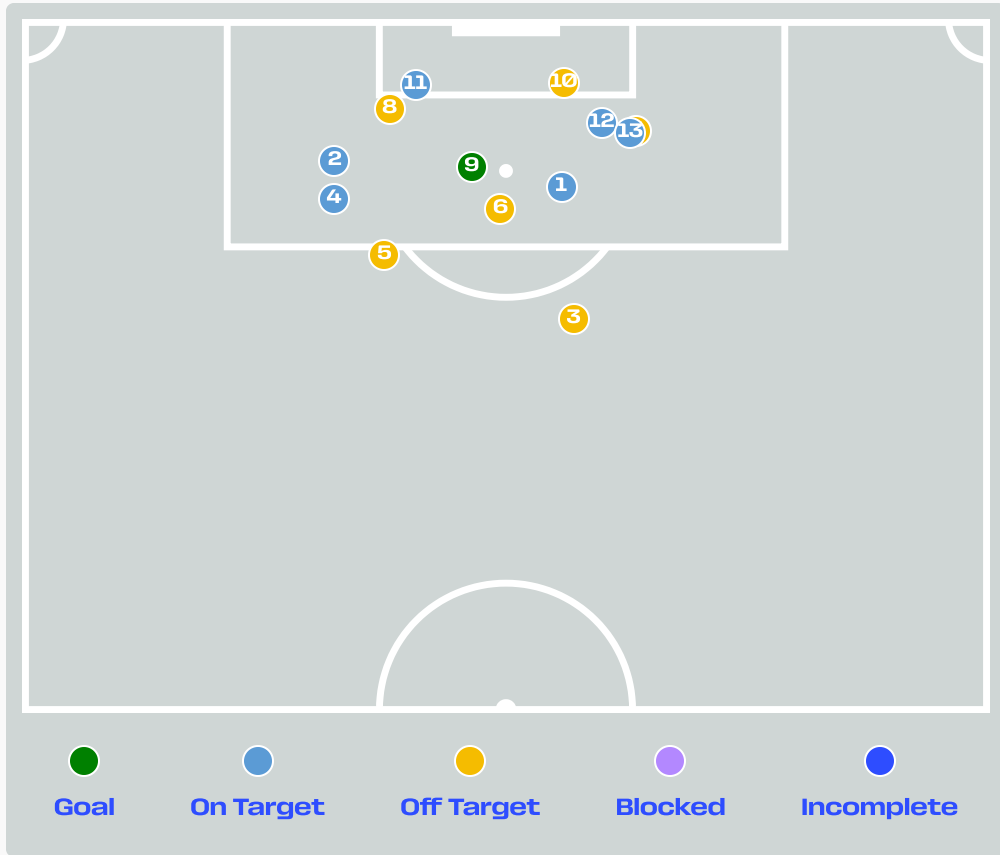
Key	Outcome	Shots
●	Goals	2
●	On Target	2
●	Off Target	1
●	Blocked	1
●	Incomplete	0






# Attempts at Goal



Time	Player	Outcome	Body Part	Delivery Type
10	7 Breel EMBOLO	On Target - Saved	Right Foot	Pass
10	9 Johan MANZAMBI	Incomplete - Blocked	Right Foot	Other
16	7 Breel EMBOLO	On Target - Saved	Left Foot	Other
37	10 Granit XHAKA	Off Target	Left Foot	Freekick
45	17 Ruben VARGAS	On Target - Goal	Right Foot	Cross
56	9 Johan MANZAMBI	On Target - Goal	Right Foot	Pass

# Attempts at Goal



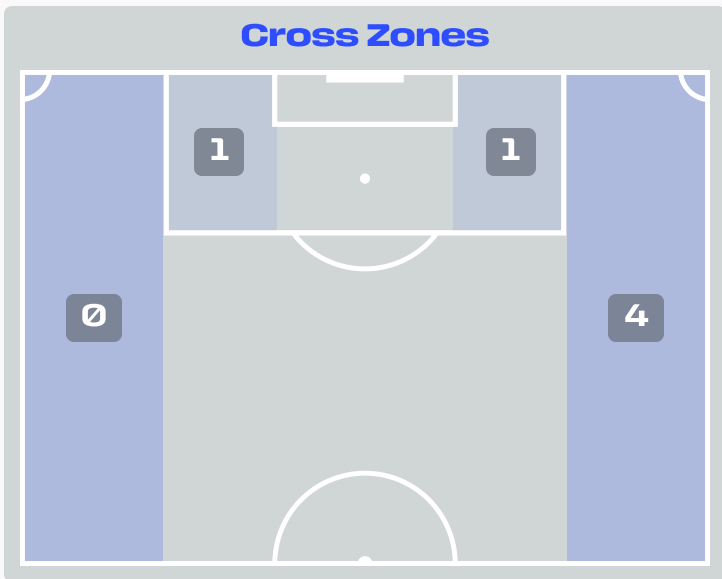
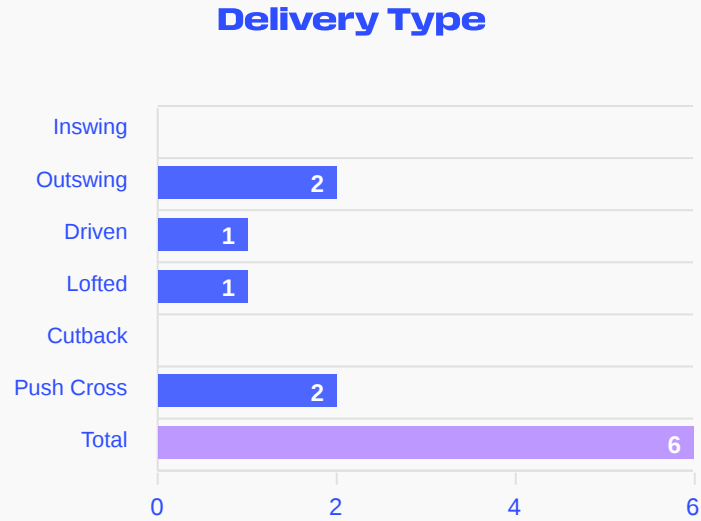
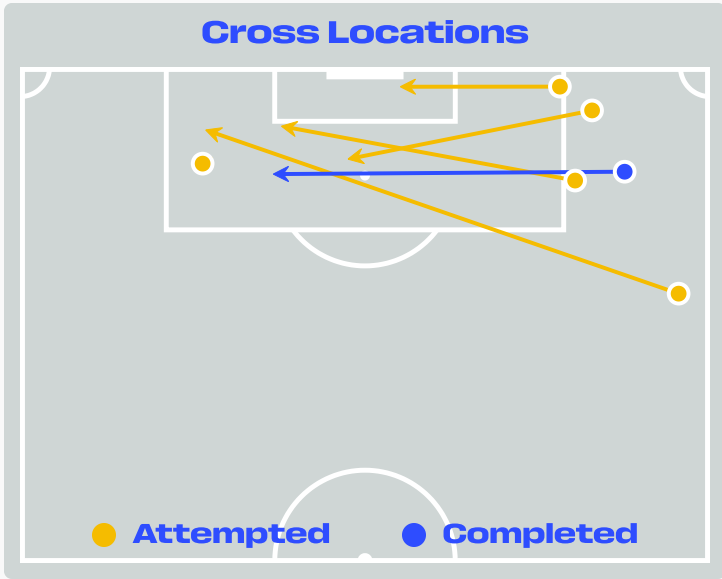
Key	Outcome	Shots
	Goals	1
	On Target	6
	Off Target	6
	Blocked	0
	Incomplete	0

## Attempts at Goal



Time	Player	Outcome	Body Part	Delivery Type
19	4 Luc DE FOUGEROLLES	On Target - Saved	Right Foot	Freekick
32	9 Cyle LARIN	On Target - Saved	Right Foot	Pass
39	2 Alistair JOHNSTON	Off Target	Right Foot	Loose Ball
40	20 Ali AHMED	On Target - Saved	Right Foot	Pass
43	10 Jonathan DAVID	Off Target	Left Foot	Pass
60	11 Liam MILLAR	Deflected Off Target - Defensive Event	Head	Pass
60	13 Derek CORNELIUS	Deflected Off Target - Defensive Event	Left Foot	Cross
67	10 Jonathan DAVID	Deflected Off Target - Defensive Event	Left Foot	Cross
75	24 Promise DAVID	On Target - Goal	Right Foot	Cross
90	13 Derek CORNELIUS	Off Target	Head	Cross
92	24 Promise DAVID	On Target - Saved	Head	Other
95	2 Alistair JOHNSTON	On Target - Saved	Head	Cross
95	24 Promise DAVID	On Target - Saved	Right Foot	Pass

# Crosses (Open Play)



**Attempted**

**6**

**Completed**

**1**

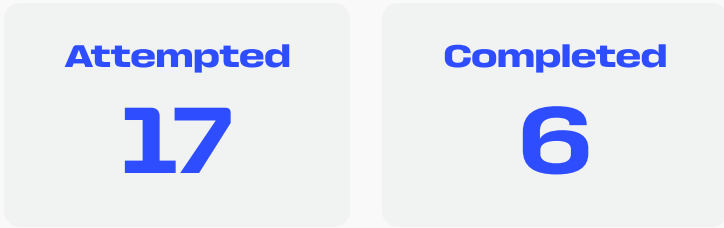
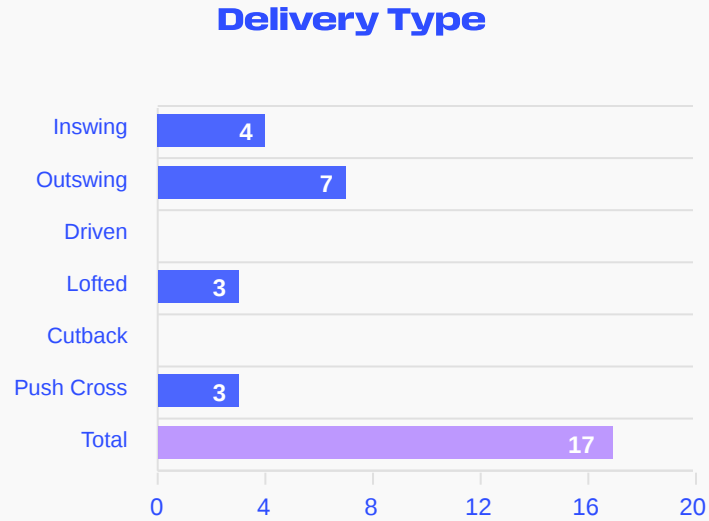
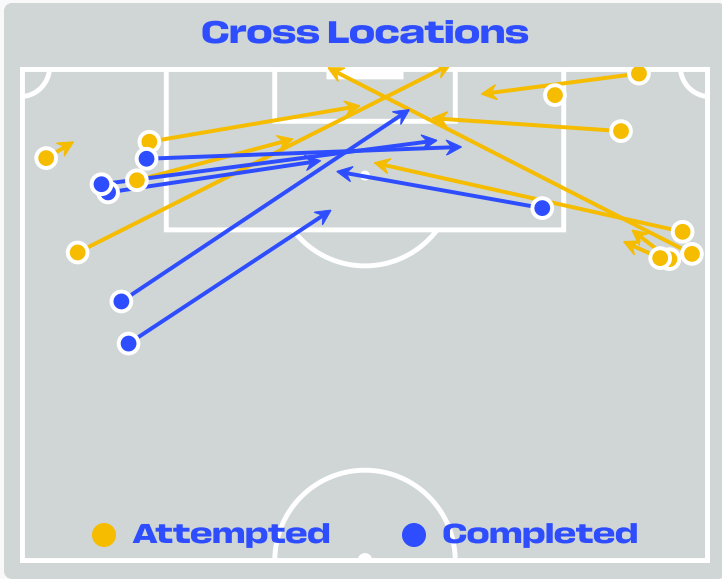
**Most Crosses Attempted**

**2**

**Johan MANZAMBI**  
CENTRE FORWARD LEFT

#	Player	Inswing	Outswing	Driven	Lofted	Cutback	Push Cross	Total Attempted
1	Gregor KOBEL	0	0	0	0	0	0	0
4	Nico ELVEDI	0	0	0	0	0	0	0
5	Manuel AKANJI	0	0	0	0	0	0	0
7	Breel EMBOLO	0	0	0	0	0	0	0
8	Remo FREULER	0	0	0	0	0	0	0
9	Johan MANZAMBI	0	0	1	0	0	1	2
10	Granit XHAKA	0	0	0	0	0	0	0
13	Ricardo RODRIGUEZ	0	0	0	0	0	0	0
15	Djibril SOW	0	0	0	0	0	0	0
17	Ruben VARGAS	0	0	0	0	0	1	1
25	Luca JAQUEZ	0	1	0	1	0	0	2
3	Silvan WIDMER	0	0	0	0	0	0	0
11	Dan NDOYE	0	0	0	0	0	0	0
16	Christian FASSNACHT	0	0	0	0	0	0	0
20	Michel AEBISCHER	0	0	0	0	0	0	0
26	Cedric ITTEN	0	1	0	0	0	0	1

# Crosses (Open Play)



#	Player	Inswing	Outswing	Driven	Lofted	Cutback	Push Cross	Total Attempted
16	Maxime CREPEAU	0	0	0	0	0	0	0
2	Alistair JOHNSTON	1	1	0	0	0	1	3
4	Luc DE FOUGEROLLES	0	0	0	0	0	0	0
6	Mathieu CHOINIÈRE	0	0	0	0	0	0	0
9	Cyle LARIN	0	0	0	0	0	0	0
10	Jonathan DAVID	0	1	0	0	0	0	1
13	Derek CORNELIUS	0	0	0	0	0	0	0
17	Tajon BUCHANAN	0	1	0	0	0	0	1
20	Ali AHMED	1	0	0	0	0	0	1
22	Richie LARYEA	0	0	0	0	0	0	0
25	Nathan SALIBA	0	1	0	1	0	0	2
7	Stephen EUSTAQUIO	1	2	0	0	0	0	3
11	Liam MILLAR	1	1	0	1	0	1	4
12	Tani OLUWASEYI	0	0	0	0	0	0	0
14	Jacob SHAFFELBURG	0	0	0	1	0	1	2
24	Promise DAVID	0	0	0	0	0	0	0

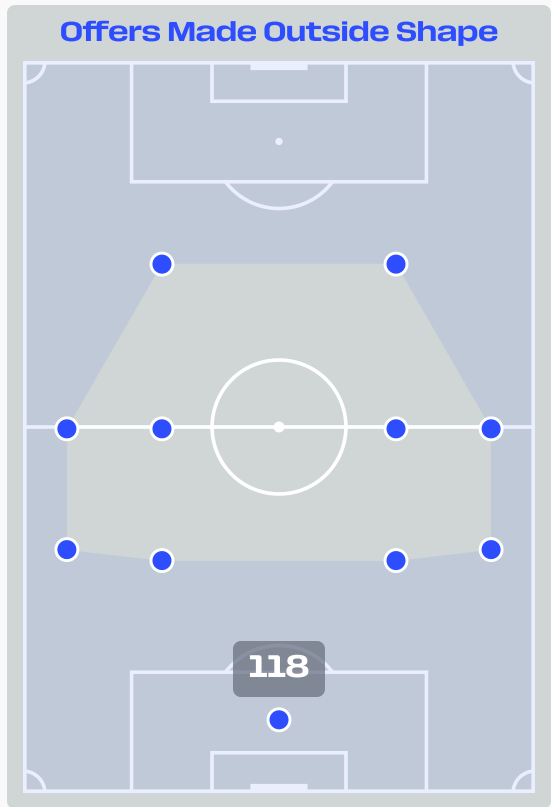
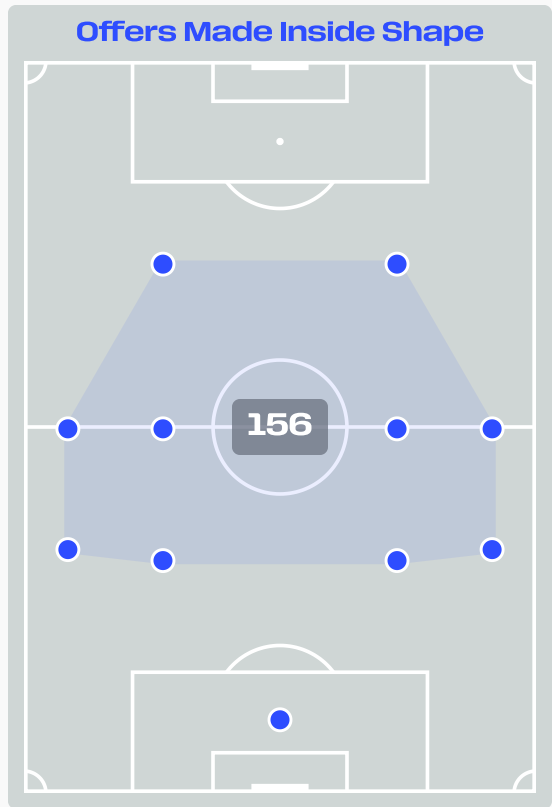
# Offering to Receive

**274**  
Total Offers Made

**101**  
Total Offers Received

**Most Offers**  
**48**  
**Remo FREULER**  
RIGHT CENTRE MIDFIELD

**68**  
Offers Made in Final Third



**151**  
Offers Made in Middle Third

**55**  
Offers Made in Defensive Third

#	Player	Offers Made	Offers Received	% Made & Received
1	Gregor KOBEL	3	2	66.7%
4	Nico ELVEDI	5	1	20%
5	Manuel AKANJI	24	15	62.5%
7	Breel EMBOLO	18	4	22.2%
8	Remo FREULER	48	24	50%
9	Johan MANZAMBI	48	15	31.2%
10	Granit XHAKA	28	12	42.9%
13	Ricardo RODRIGUEZ	6	3	50%
15	Djibril SOW	36	10	27.8%
17	Ruben VARGAS	24	3	12.5%
25	Luca JAQUEZ	16	8	50%
3	Silvan WIDMER	2	1	50%
11	Dan NDOYE	5	0	0%
16	Christian FASSNACHT	3	2	66.7%
20	Michel AEBISCHER	4	0	0%
26	Cedric ITTEN	4	1	25%

# Offering to Receive

248

Total Offers Made

83

Total Offers Received

Most Offers

47

Jonathan DAVID  
CENTRE FORWARD RIGHT

119

Offers Made in Final Third

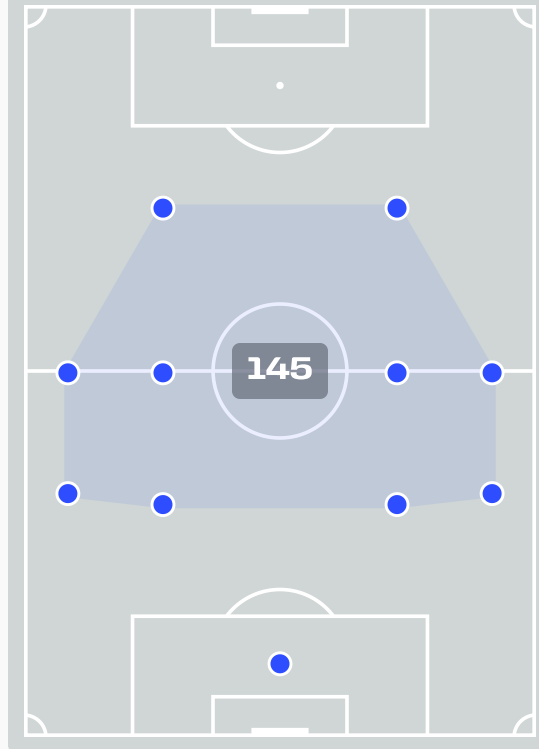
102

Offers Made in Middle Third

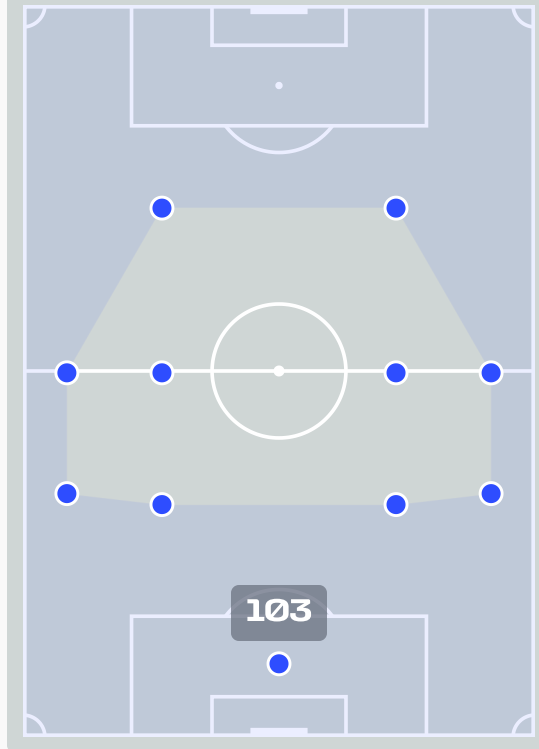
27

Offers Made in Defensive Third

Offers Made Inside Shape



Offers Made Outside Shape

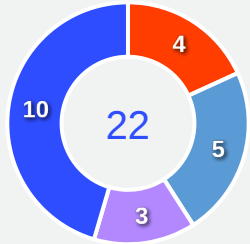


#	Player	Offers Made	Offers Received	% Made & Received
16	Maxime CREPEAU	2	0	0%
2	Alistair JOHNSTON	9	4	44.4%
4	Luc DE FOUGEROLLES	14	7	50%
6	Mathieu CHOINIERE	19	13	68.4%
9	Cyle LARIN	10	1	10%
10	Jonathan DAVID	47	17	36.2%
13	Derek CORNELIUS	2	1	50%
17	Tajon BUCHANAN	16	6	37.5%
20	Ali AHMED	24	6	25%
22	Richie LARYEA	13	4	30.8%
25	Nathan SALIBA	18	5	27.8%
7	Stephen EUSTAQUIO	26	8	30.8%
11	Liam MILLAR	20	8	40%
12	Tani OLUWASEYI	19	2	10.5%
14	Jacob SHAFFELBURG	4	0	0%
24	Promise DAVID	5	1	20%

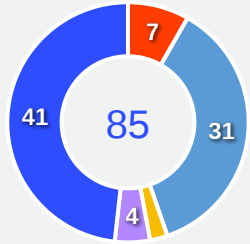
# Movement to Receive

## Movement Types by Phase

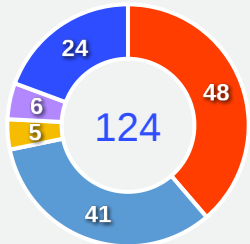
### Final Third Phase



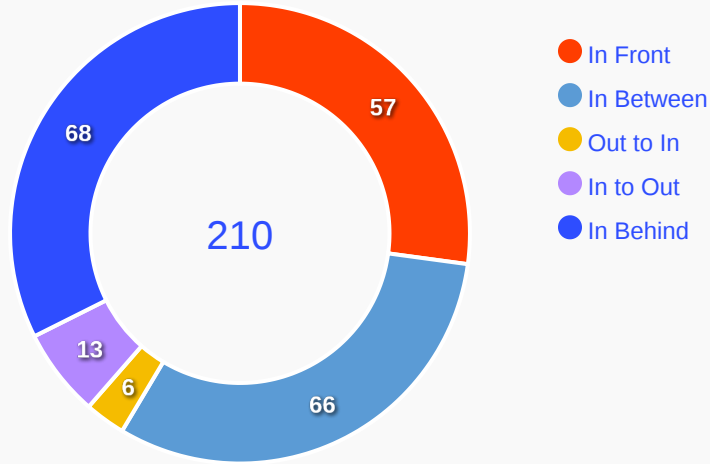
### Progression Phase



### Build Up Phase



## All Movement Types

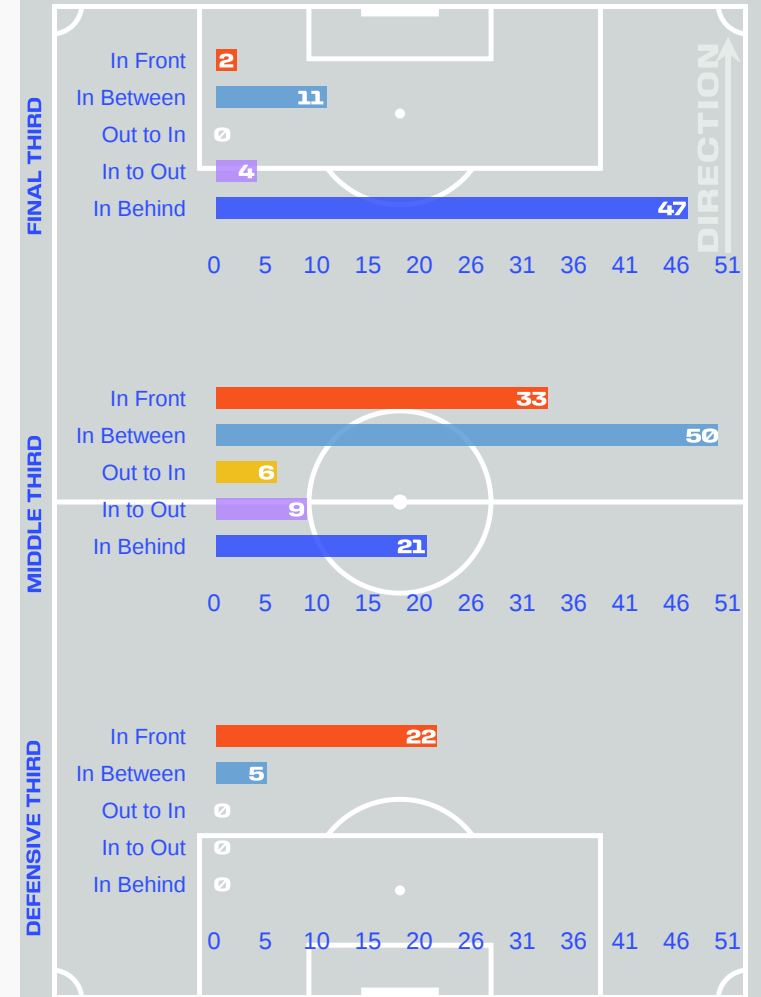


- In Front
- In Between
- Out to In
- In to Out
- In Behind

## Top Ranked Players

Type	Player	Movements
In Front	8 Remo FREULER	28
In Between	15 Djibril SOW	20
Out to In	9 Johan MANZAMBI	3
In to Out	9 Johan MANZAMBI	7
In Behind	17 Ruben VARGAS	19

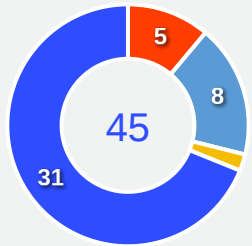
## Movement Types Pitch Third



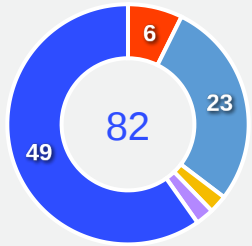
# Movement to Receive

## Movement Types by Phase

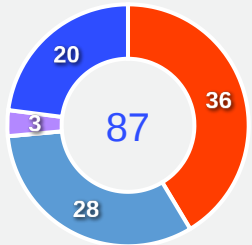
### Final Third Phase



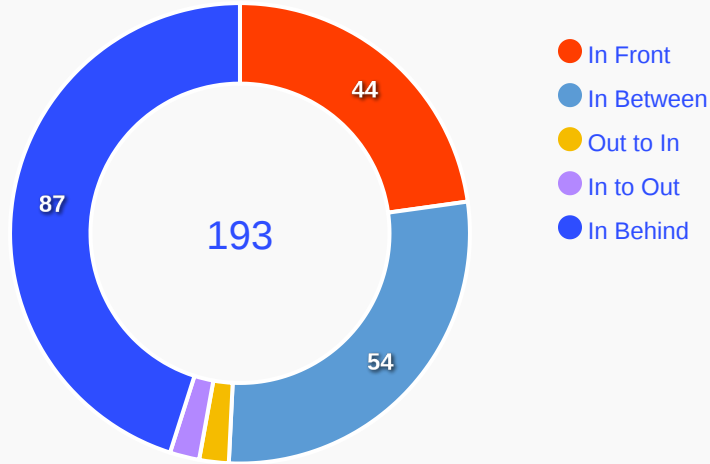
### Progression Phase



### Build Up Phase



## All Movement Types

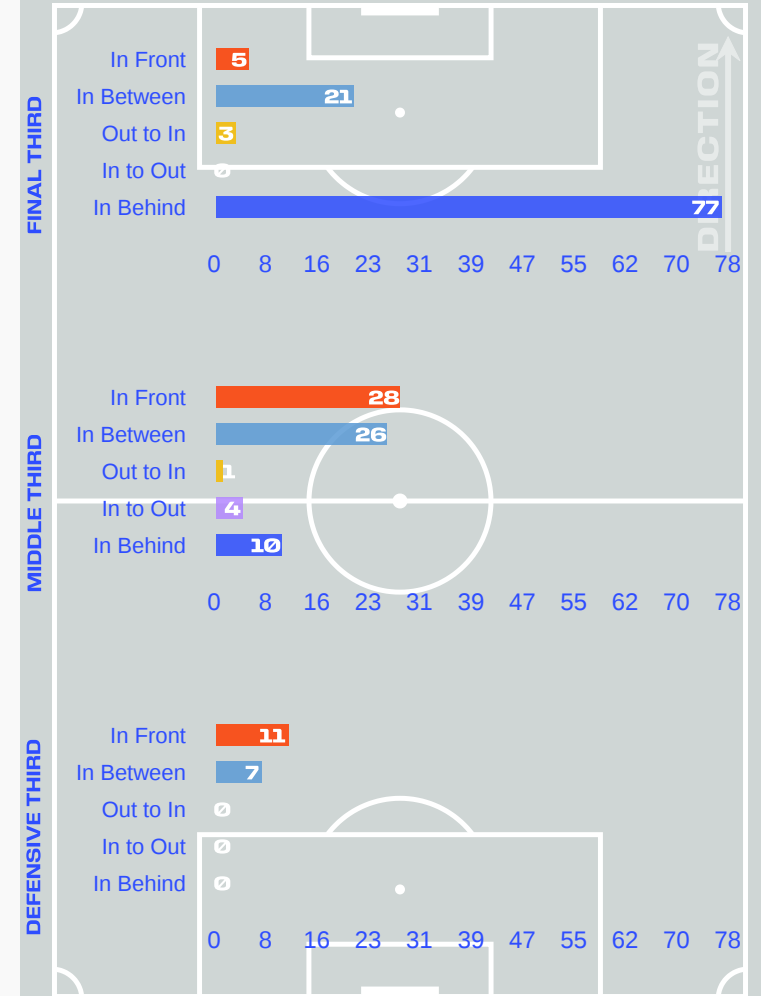


- In Front
- In Between
- Out to In
- In to Out
- In Behind

## Top Ranked Players

Type	Player	Movements
In Front	6 Mathieu CHOINIERE	14
In Between	10 Jonathan DAVID	18
Out to In	10 Jonathan DAVID	2
In to Out	10 Jonathan DAVID	3
In Behind	10 Jonathan DAVID	14

## Movement Types Pitch Third



# OUT OF POSSESSION



Switzerland v Canada

# Defensive Actions

**49**

**Forced Turnovers**

**40**

**Possession Regained**

**7**

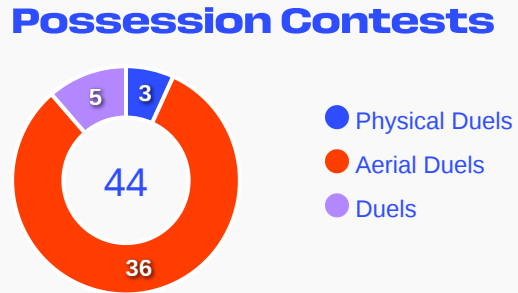
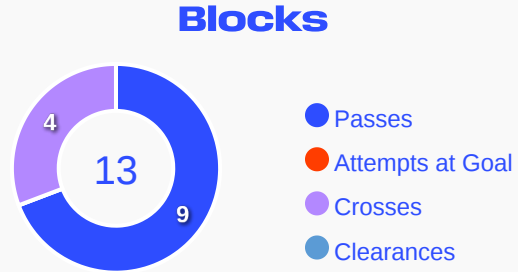
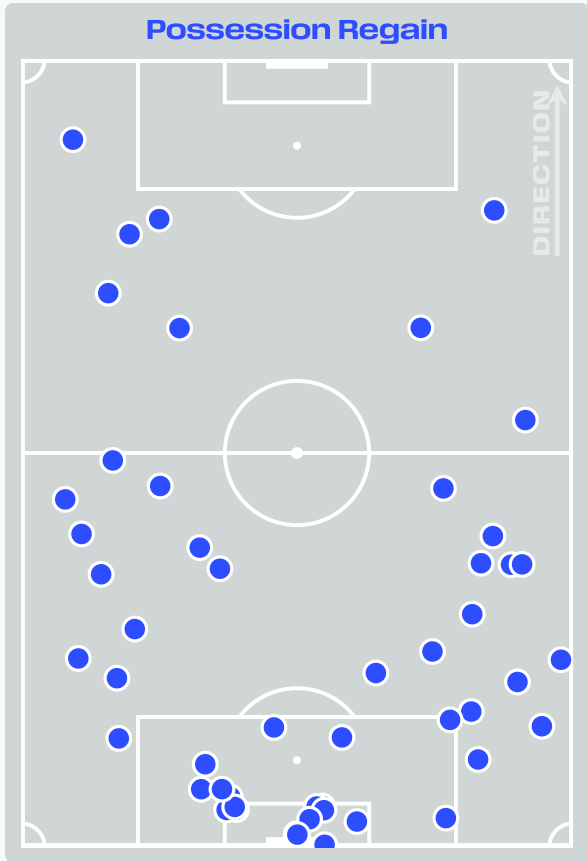
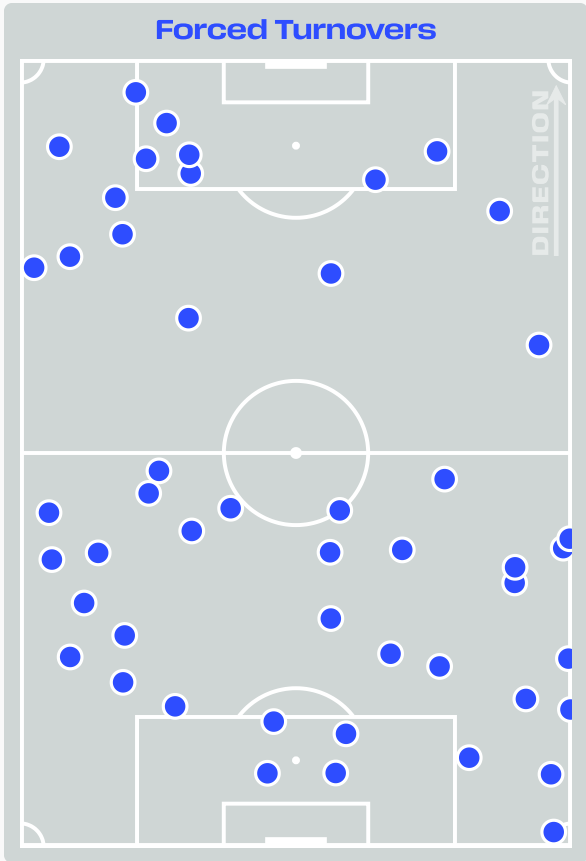
**Interceptions**

**26**

**Tackles**

**4.28**

**Possession Actions /  
Defensive Action**



### Most Possession Regains

6

**Gregor KOBEL**  
GOALKEEPER

#	Player	Total Possession Regains
1	Gregor KOBEL	6
4	Nico ELVEDI	6
5	Manuel AKANJI	5
7	Breel EMBOLO	3
8	Remo FREULER	4
9	Johan MANZAMBI	0
10	Granit XHAKA	1
13	Ricardo RODRIGUEZ	5
15	Djibril SOW	1
17	Ruben VARGAS	0
25	Luca JAQUEZ	4
3	Silvan WIDMER	1
11	Dan NDOYE	0
16	Christian FASSNACHT	3
20	Michel AEBISCHER	1
26	Cedric ITTEN	0

# Defensive Actions

**50**

**Forced Turnovers**

**49**

**Possession Regained**

**11**

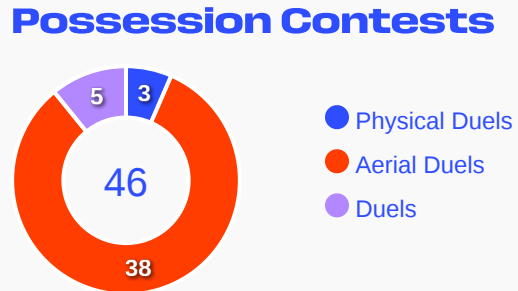
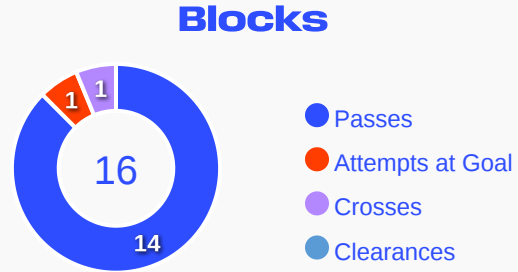
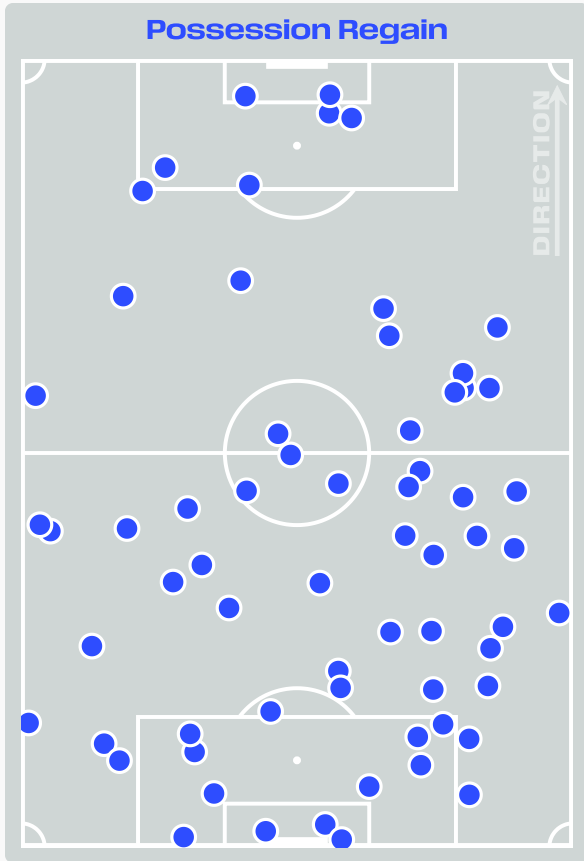
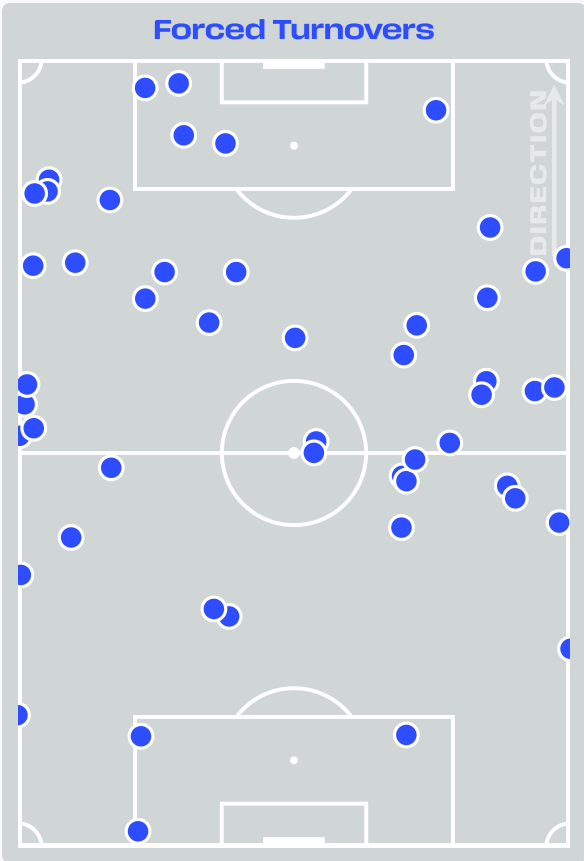
**Interceptions**

**21**

**Tackles**

**4.32**

**Possession Actions / Defensive Action**



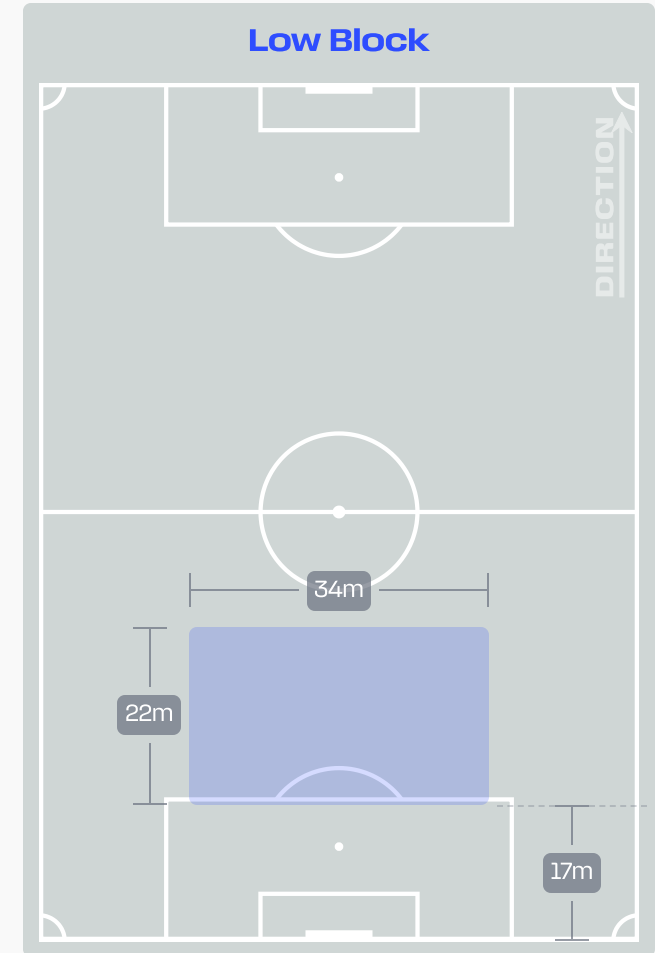
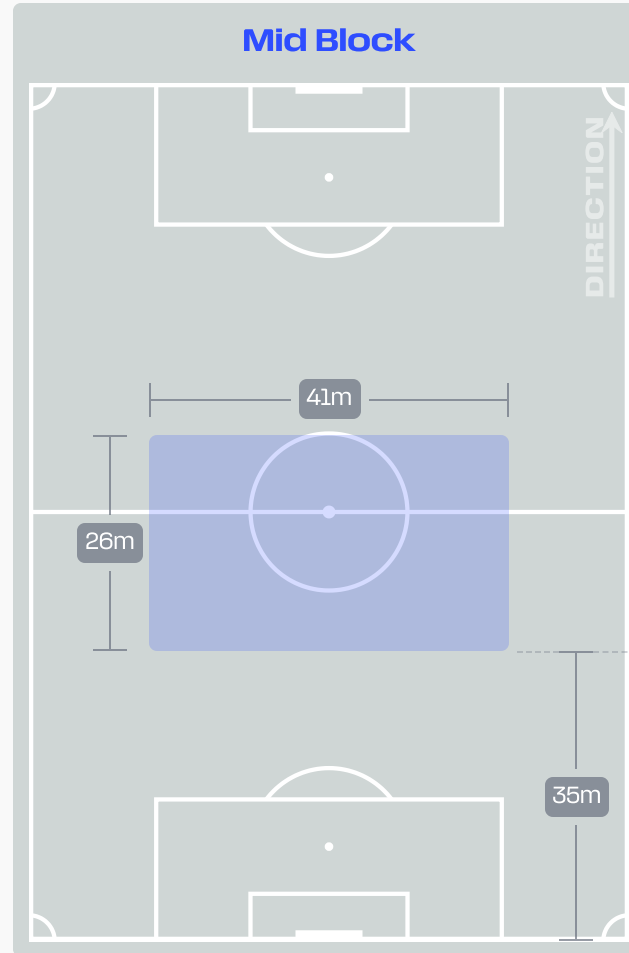
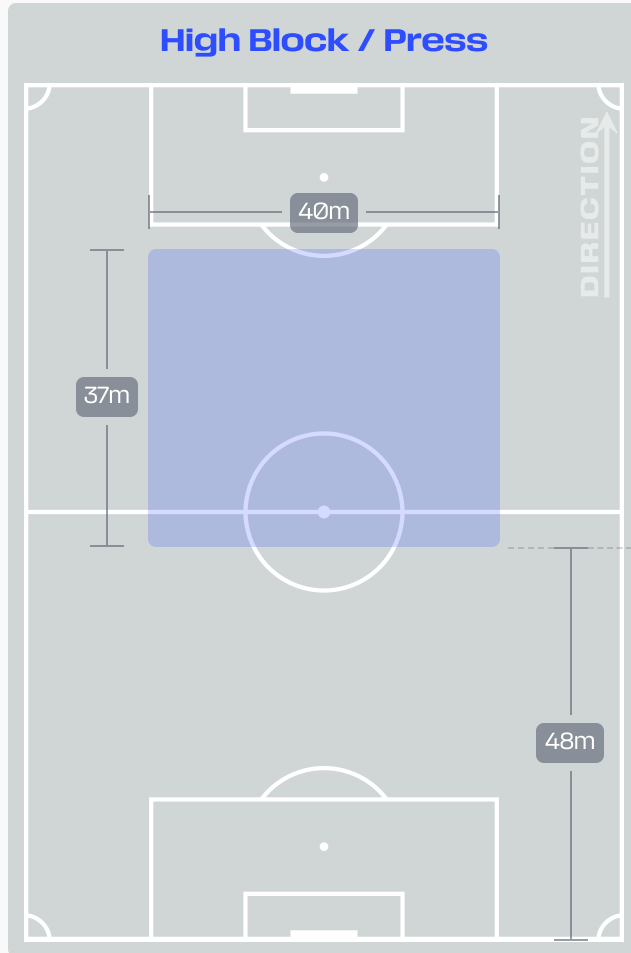
**Most Possession Regains**

**10**

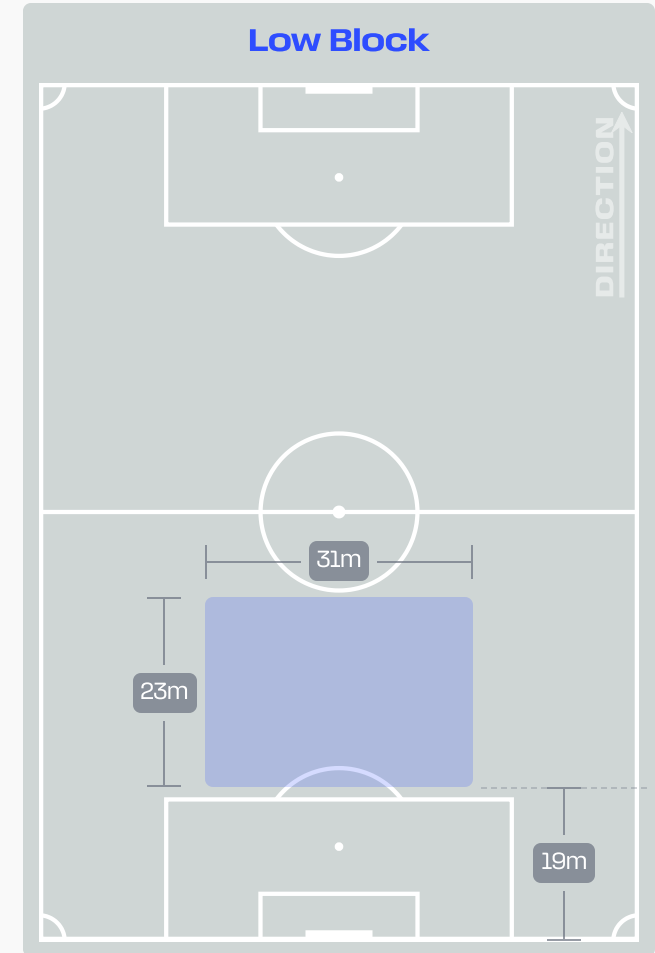
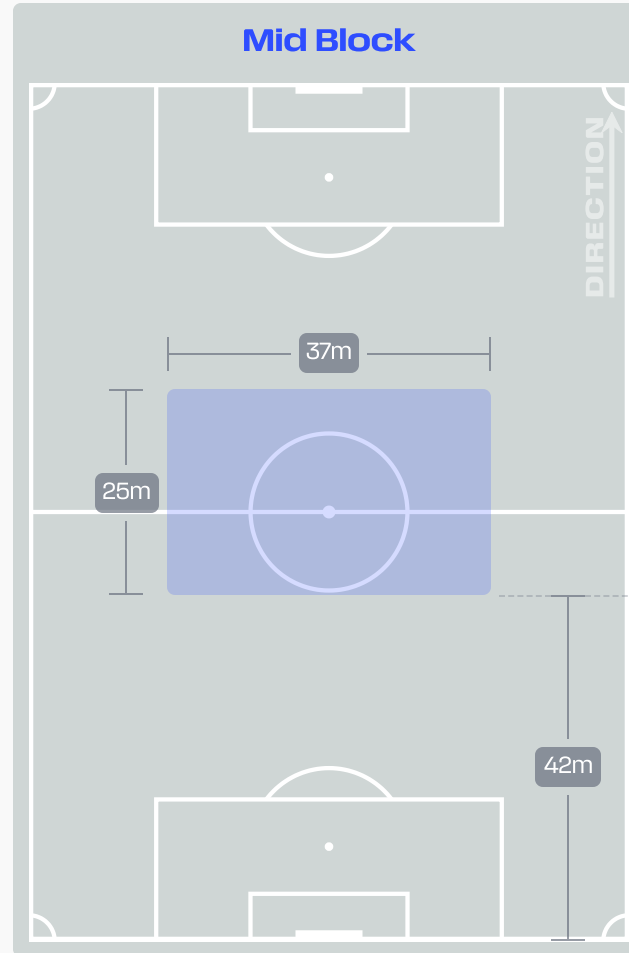
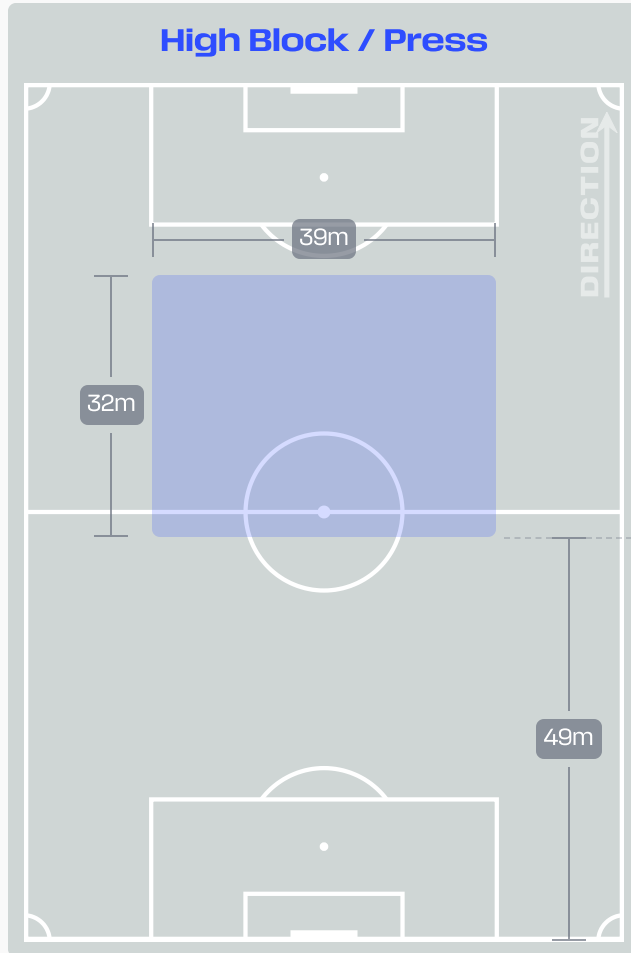
**Luc DE FOUGEROLLES**  
RIGHT CENTRE BACK

#	Player	Total Possession Regains
16	Maxime CREPEAU	7
2	Alistair JOHNSTON	7
4	Luc DE FOUGEROLLES	10
6	Mathieu CHOINIÈRE	4
9	Cyle LARIN	1
10	Jonathan DAVID	1
13	Derek CORNELIUS	7
17	Tajon BUCHANAN	0
20	Ali AHMED	2
22	Richie LARYEA	3
25	Nathan SALIBA	6
7	Stephen EUSTAQUIO	1
11	Liam MILLAR	0
12	Tani OLUWASEYI	0
14	Jacob SHAFFELBURG	0
24	Promise DAVID	0

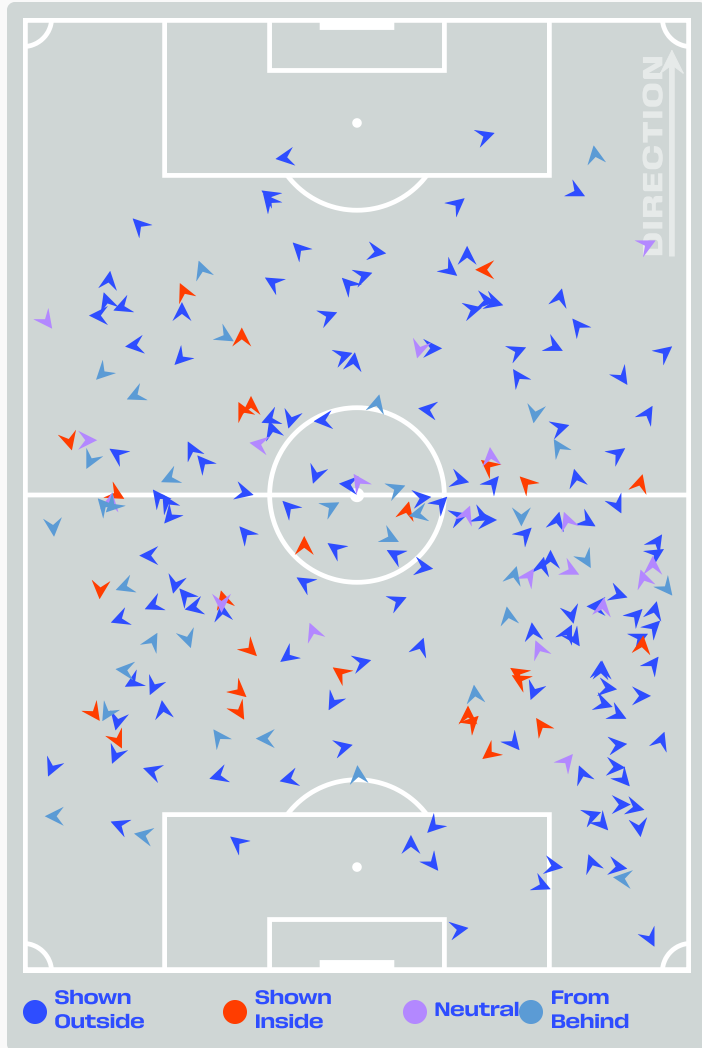
# Defensive Line Height & Team Length



# Defensive Line Height & Team Length



# Defensive Pressure



216	Total Pressures	299
50	Direct Pressures	44
1.59s	Avg Pressure Duration	1.38s
49	Forced Turnovers	50
9.99s	Ball Recovery Time	14.55s
94	Pushing on into Pressing	141
179	Pushing on	260
27	Pressing Direction Inside	54
136	Pressing Direction Outside	177

**Most Direct Pressures**

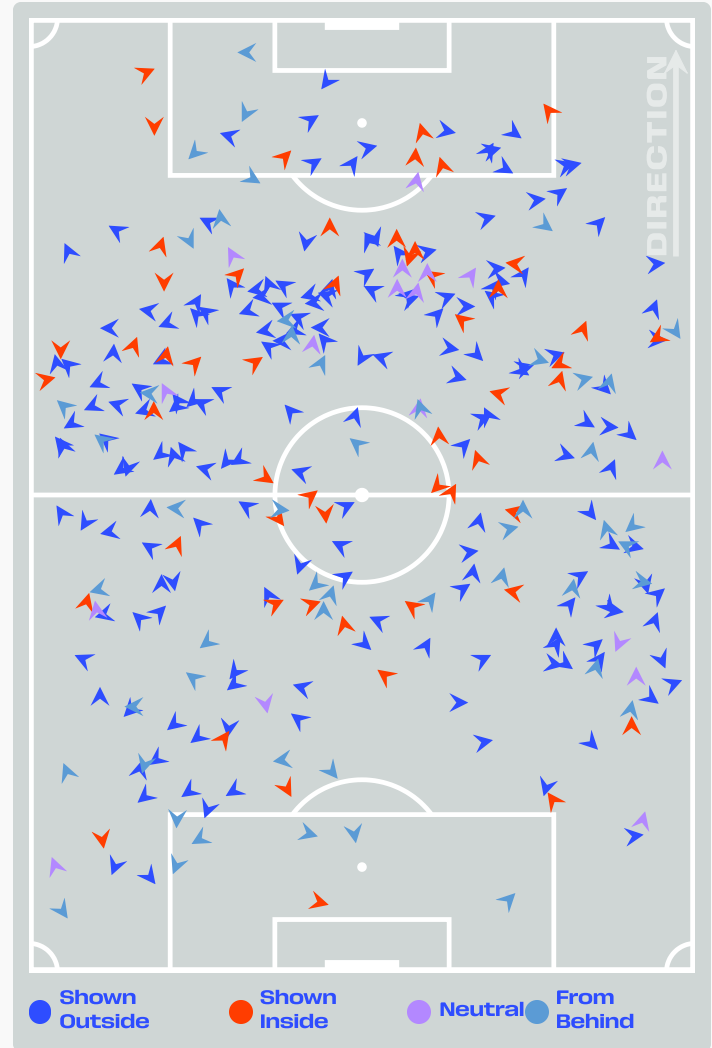
**9**

**Ruben VARGAS**  
LEFT MIDFIELD

**Most Direct Pressures**

**10**

**Luc DE FOUGEROLLES**  
RIGHT CENTRE BACK



# GOALKEEPING

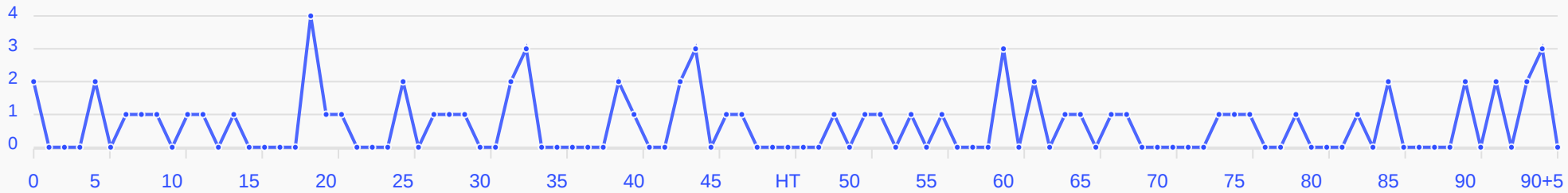


Switzerland v Canada

# Goalkeeping Involvement

## Switzerland

### Switzerland GK Involvement Timeline

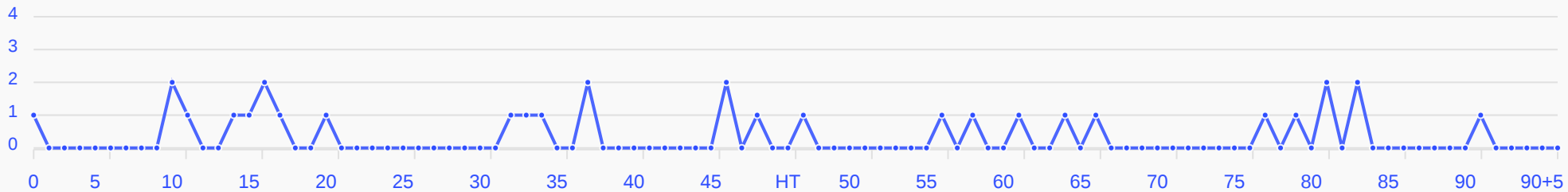


69

Total Involvements

## Canada


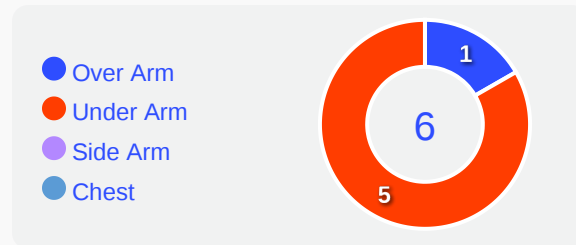
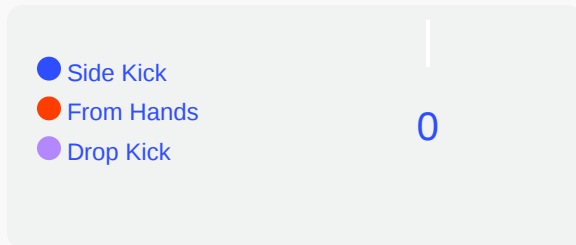
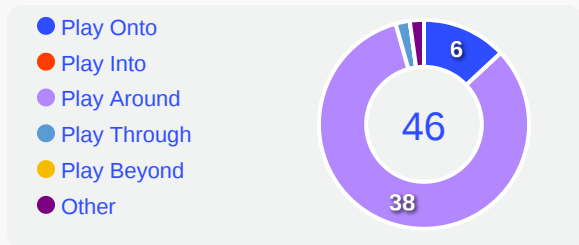
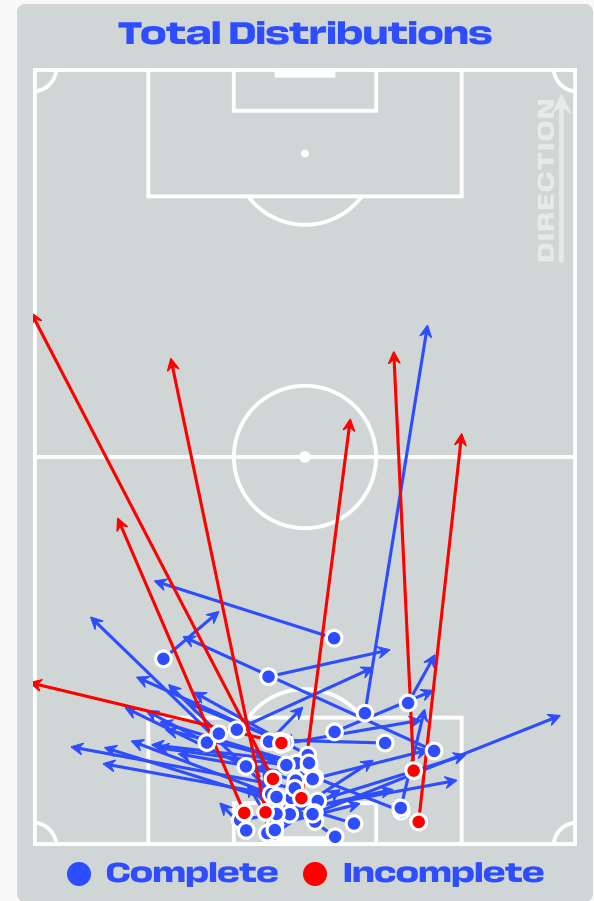
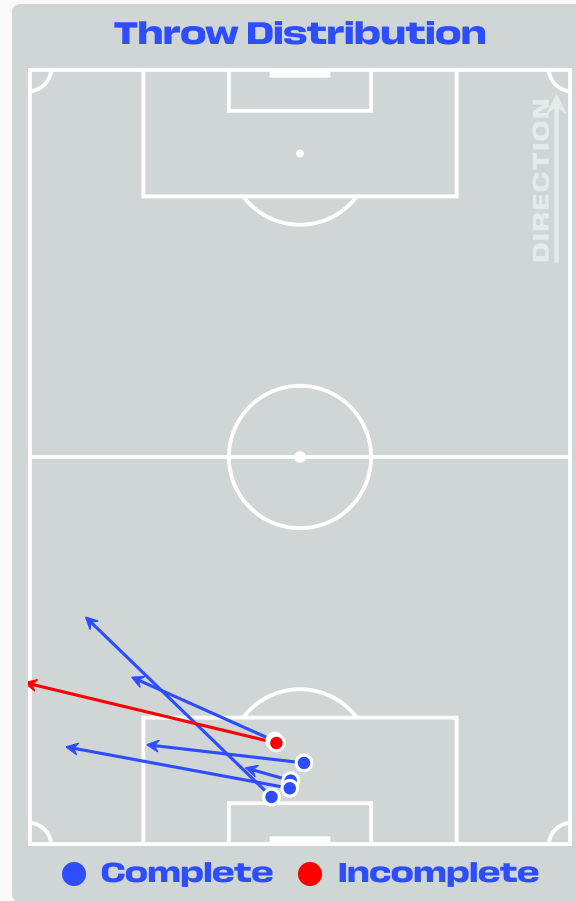
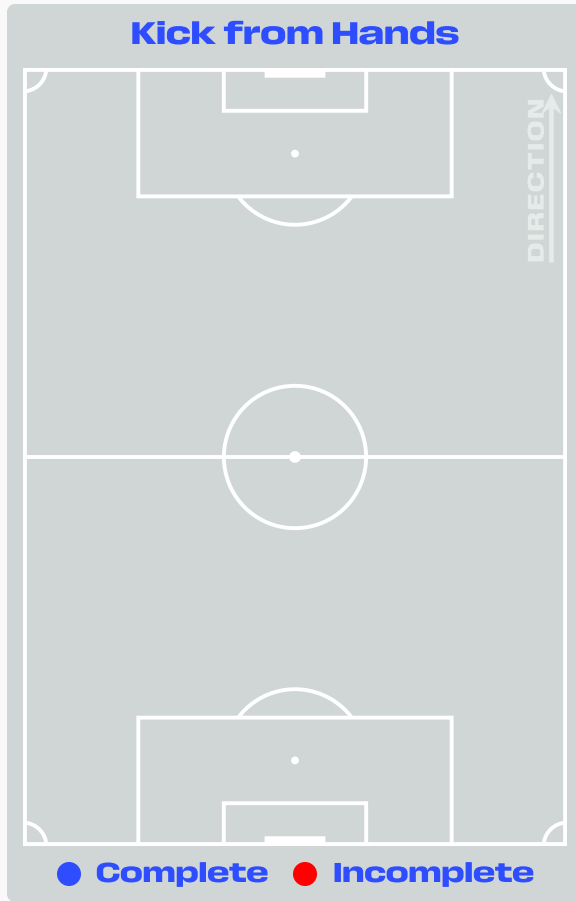
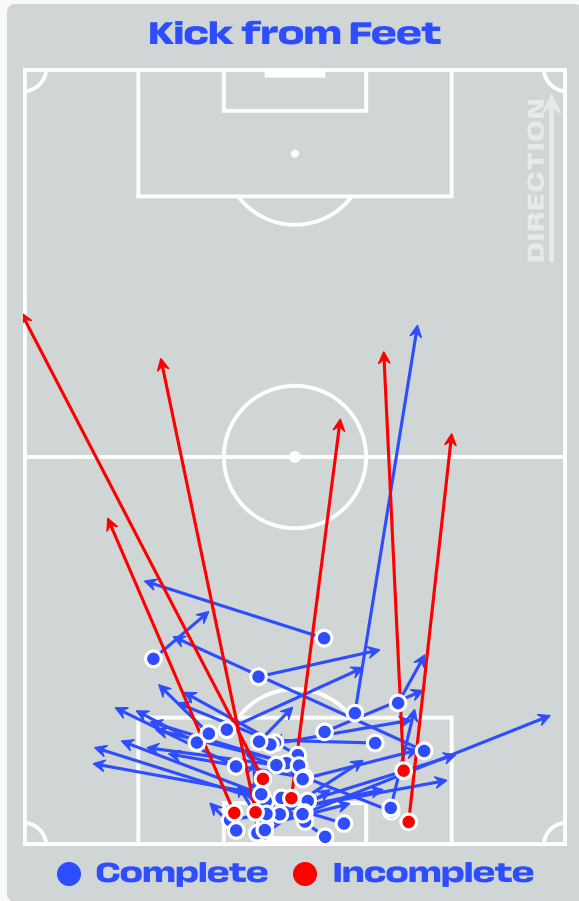
### Canada GK Involvement Timeline




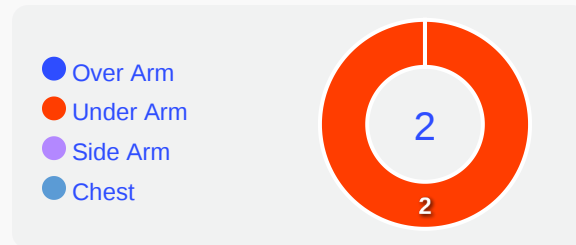
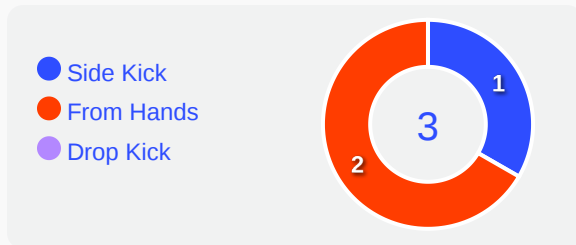
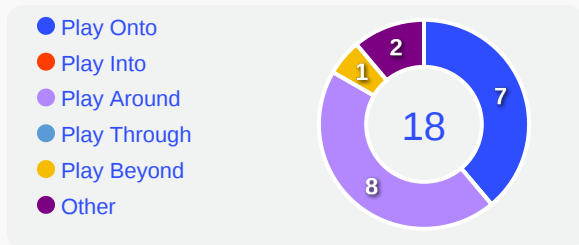
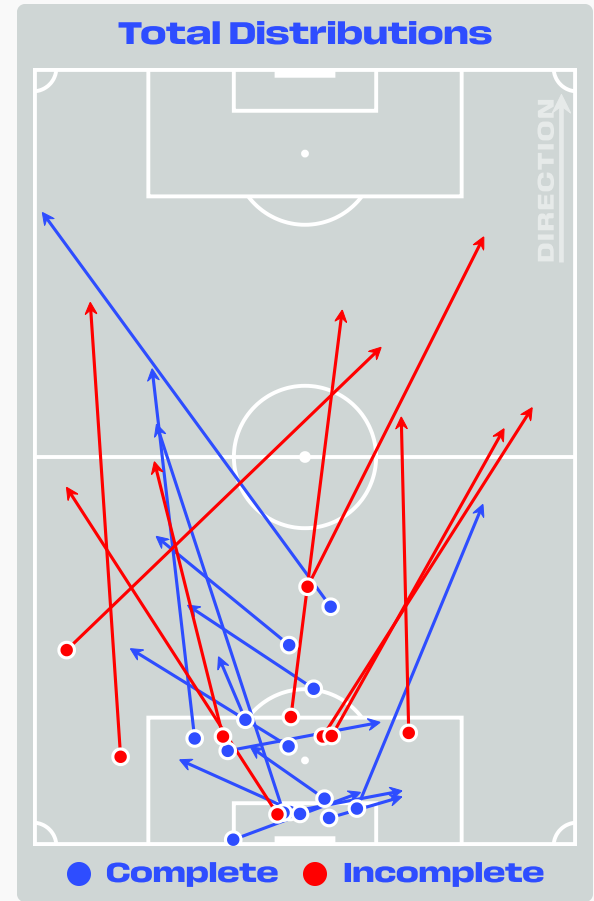
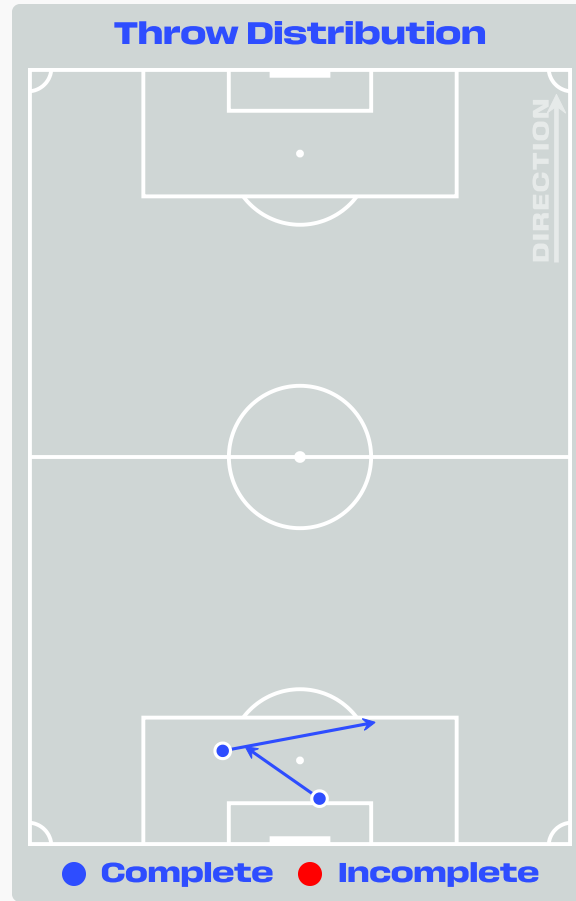
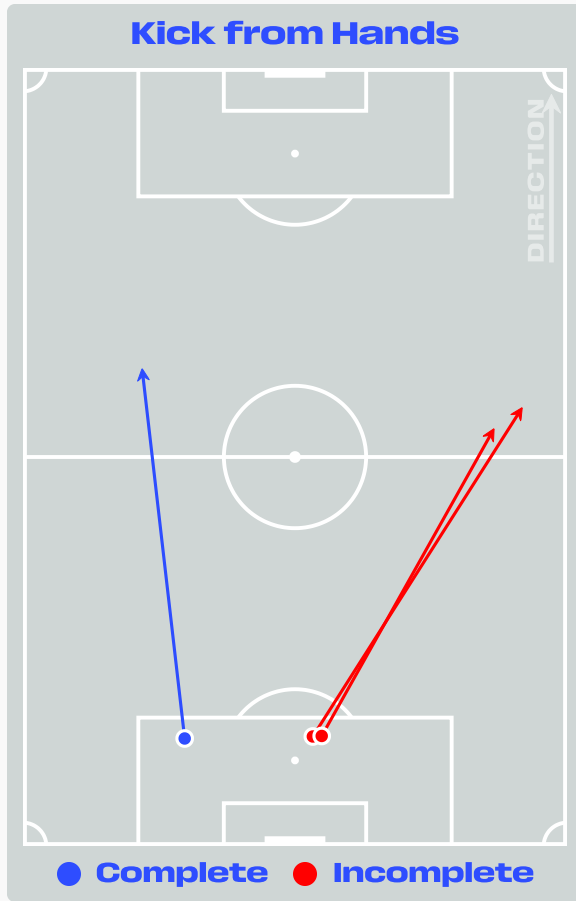
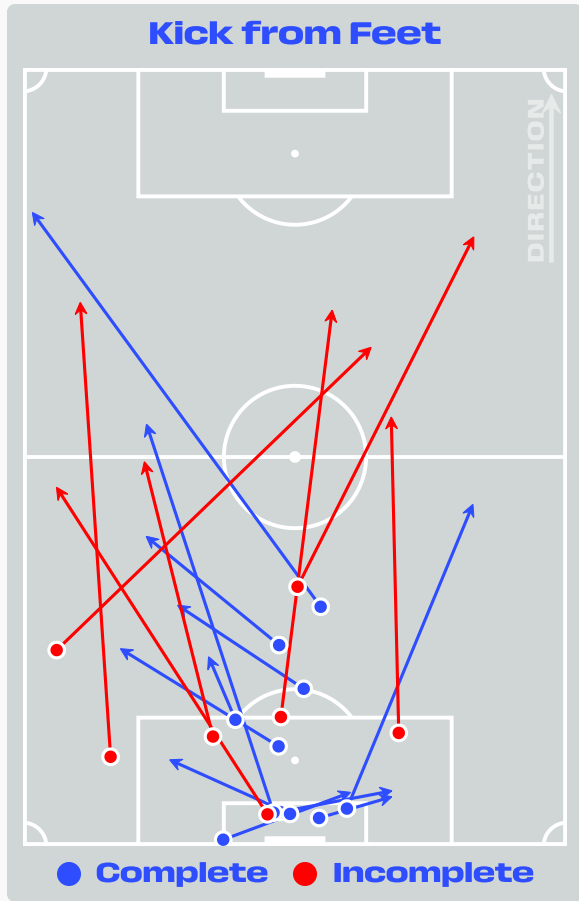
32

Total Involvements

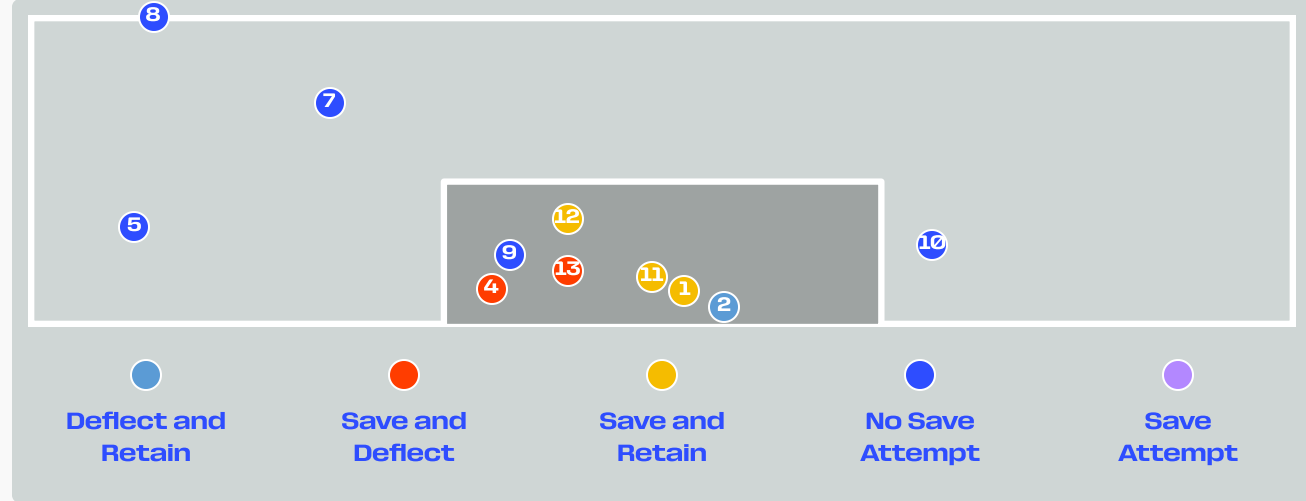
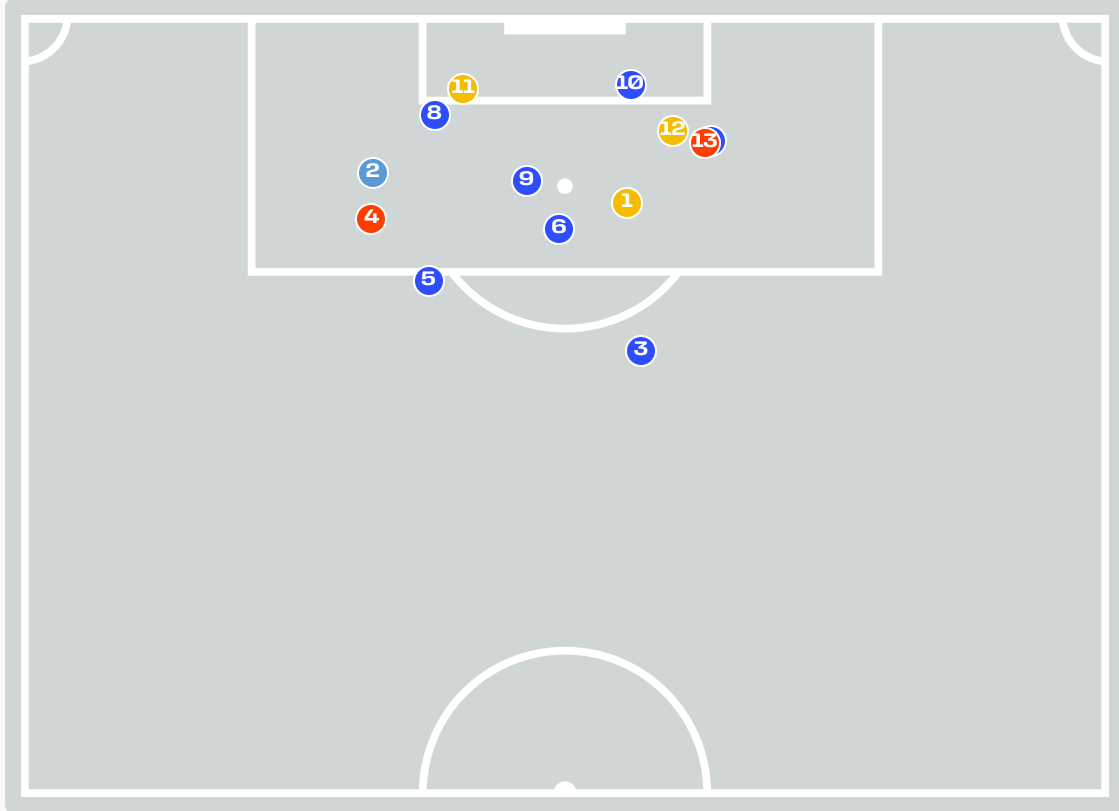
# Goalkeeping Distribution



# Goalkeeping Distribution

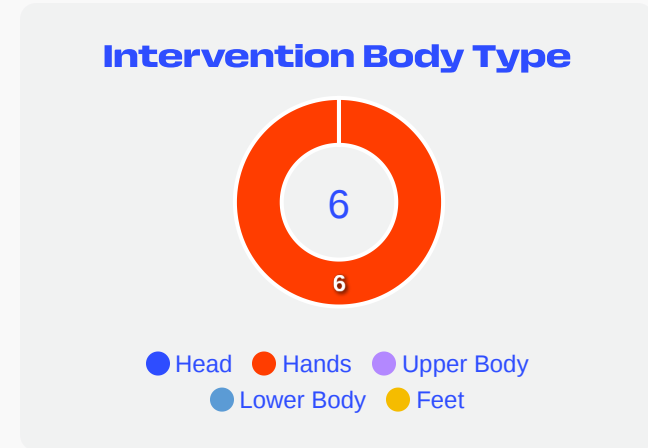
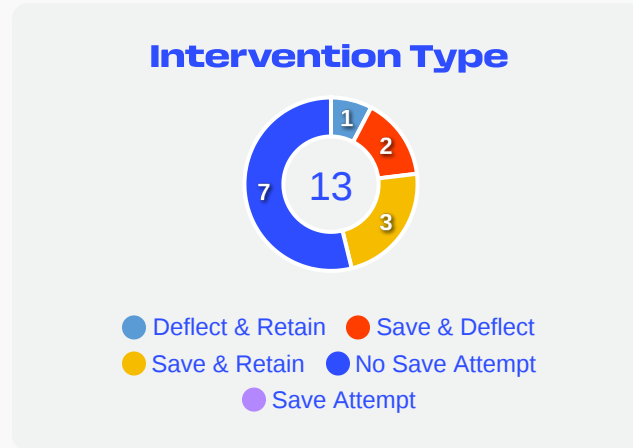


# Goal Prevention



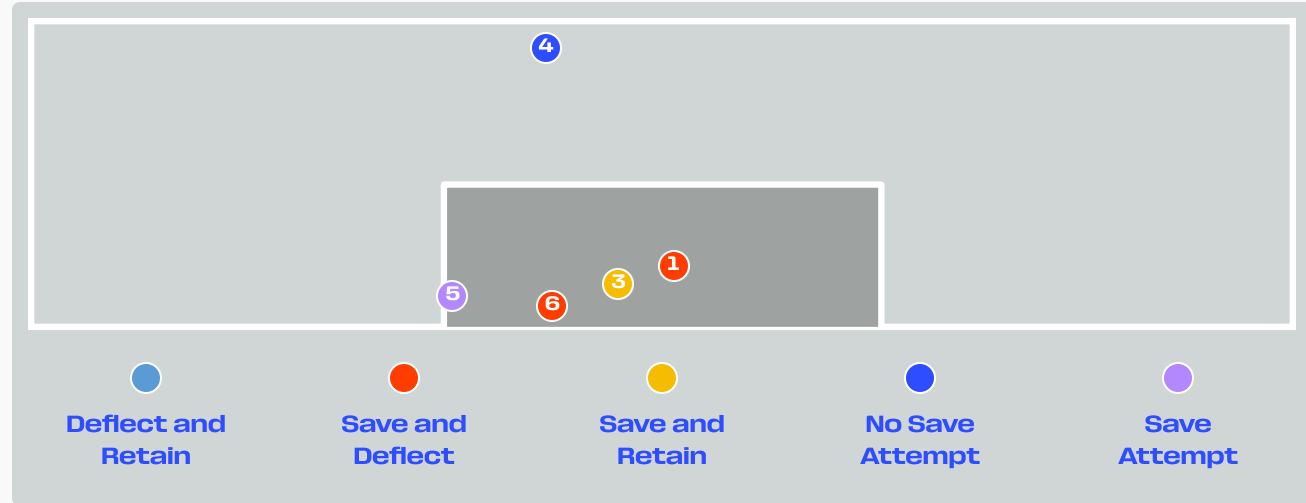
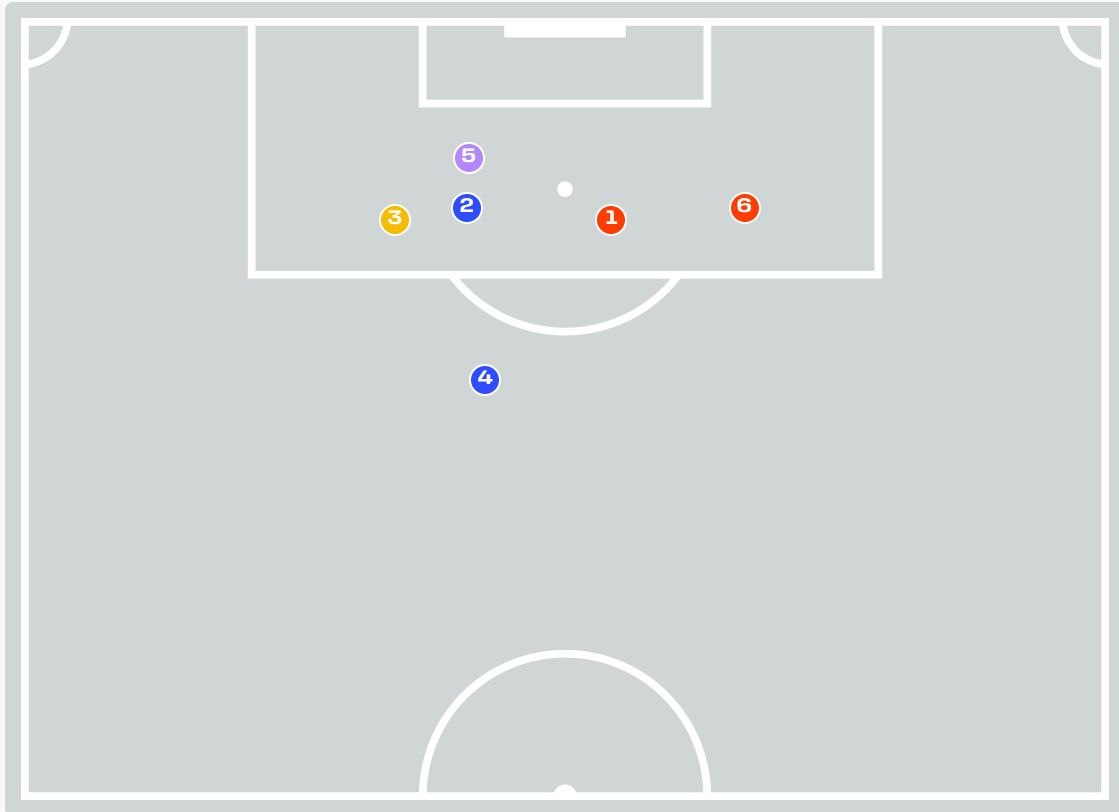
**13**  
Total Attempts on Goal Faced

**86**  
Save %



Total Attempts on Goal Faced	Total Goal Interventions	Save & Retain	Deflect & Retain	Save & Deflect	Save Attempt	No Save Attempt
13	5	3	1	2	0	7

# Goal Prevention



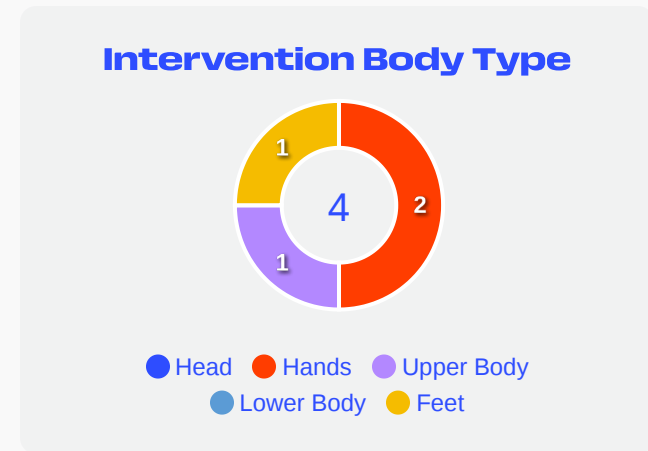
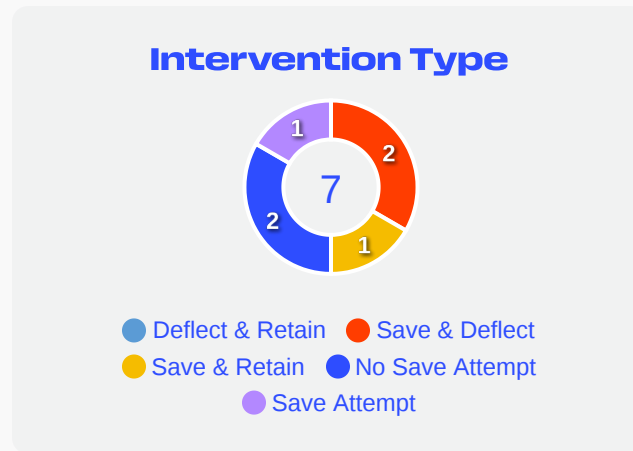
- Deflect and Retain
- Save and Deflect
- Save and Retain
- No Save Attempt
- Save Attempt

**6**

**Total Attempts on Goal Faced**

**50**

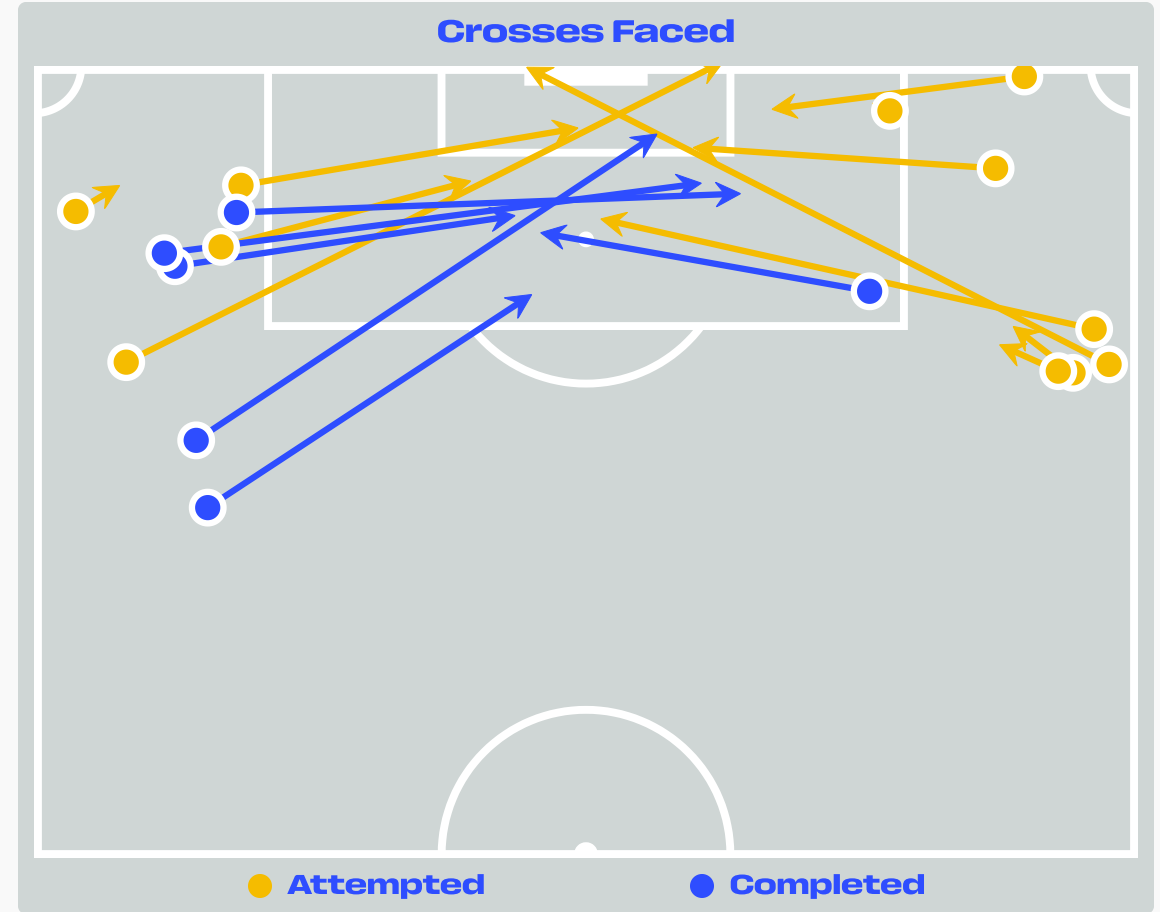


**Save %**



Total Attempts on Goal Faced	Total Goal Interventions	Save & Retain	Deflect & Retain	Save & Deflect	Save Attempt	No Save Attempt
6	3	1	0	2	1	2

# Aerial Control

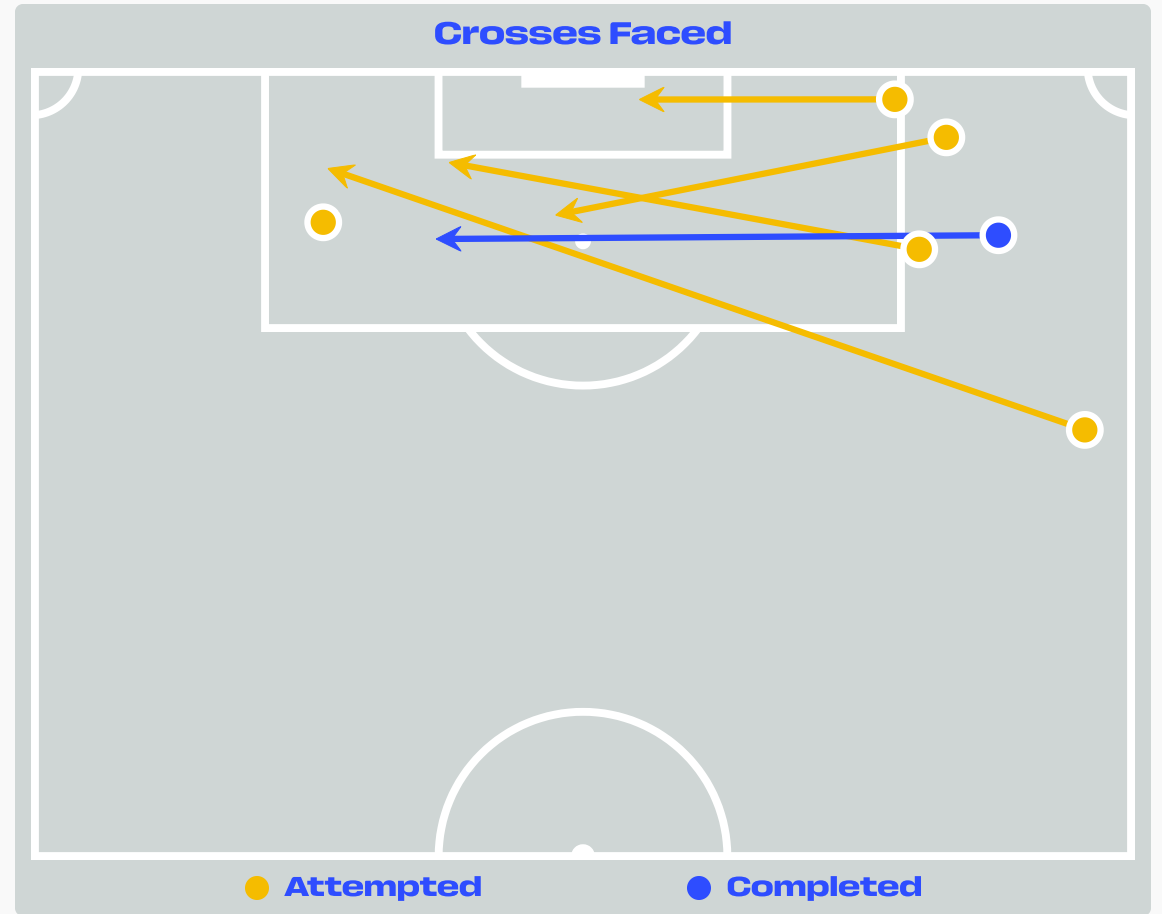


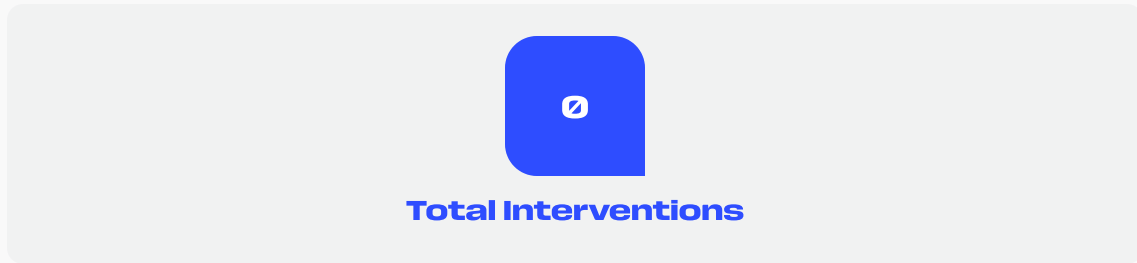
Switzerland 



**Delivery Types Faced**

Total	In Swing	Out Swing	Driven	Lofted	Cutback	Push
26	9	11	0	3	0	3

# Aerial Control



## Delivery Types Faced

Total	In Swing	Out Swing	Driven	Lofted	Cutback	Push
8	2	2	1	1	0	2

# SET PLAYS



Switzerland v Canada

# Set Plays



**42**  
**Total Set Plays**

**15**  
**Total Free Kicks**

**0**  
**Total Penalties**

**2**  
**Total Corners**

**25**  
**Total Throw Ins**

Free Kicks	
Type	Total
Direct	12
Direct (on target)	0
Direct (off target)	1
Indirect	3

Corners			
Delivery Type	From Left Side	From Right Side	Total
Direct to Area	2	0	2
Short	0	0	0
Edge of Penalty Area	0	0	0

Corners	
Delivery Style	Total
Inswing	2
Outswing	0
Driven	0
Lofted	0

# Set Plays

**54**  
Total Set Plays

**20**  
Total Free Kicks

**0**  
Total Penalties

**7**  
Total Corners

**27**  
Total Throw Ins

Free Kicks	
Type	Total
Direct	19
Direct (on target)	0
Direct (off target)	0
Indirect	1

Corners			
Delivery Type	From Left Side	From Right Side	Total
Direct to Area	3	2	5
Short	2	0	2
Edge of Penalty Area	0	0	0

Corners	
Delivery Style	Total
Inswing	3
Outswing	2
Driven	0
Lofted	0

# INDIVIDUAL DATA IN POSSESSION



Switzerland v Canada

## In Possession - Distributions



#	Player	Passes Attempted	Passes Completed	Pass Completion %	Switches of Play	Crosses Attempted	Crosses Completed	Line Breaks Attempted	Line Breaks Completed	Line Break Completion %	Ball Progressions	Take Ons	Step Ins	Attempts at Goal	Goals
1	Gregor KOBEL	52	45	87%	0	0	0	9	4	44%	0	0	0	0	0
4	Nico ELVEDI	62	56	90%	0	0	0	22	18	82%	4	0	4	0	0
5	Manuel AKANJI	72	64	89%	3	0	0	22	18	82%	0	0	0	0	0
7	Breel EMBOLO	14	11	79%	0	0	0	5	2	40%	3	3	0	2	0
8	Remo FREULER	49	42	86%	0	0	0	11	8	73%	0	0	0	0	0
9	Johan MANZAMBI	14	10	71%	0	2	1	4	1	25%	3	2	1	2	1
10	Granit XHAKA	59	54	92%	2	0	0	22	19	86%	2	2	0	1	0
13	Ricardo RODRIGUEZ	49	31	63%	3	0	0	26	12	46%	0	0	0	0	0
15	Djibril SOW	26	22	85%	1	0	0	3	2	67%	0	0	0	0	0
17	Ruben VARGAS	15	9	60%	0	3	0	5	3	60%	1	1	0	1	1
25	Luca JAQUEZ	35	25	71%	0	2	0	8	4	50%	1	1	0	0	0
3	Silvan WIDMER	10	8	80%	0	0	0	4	2	50%	0	0	0	0	0
11	Dan NDOYE	2	1	50%	0	0	0	0	0	0%	0	0	0	0	0
16	Christian FASSNACHT	5	5	100%	0	0	0	0	0	0%	1	1	0	0	0
20	Michel AEBISCHER	7	6	86%	0	0	0	2	2	100%	1	0	1	0	0
26	Cedric ITTEN	0	0	0%	0	1	0	0	0	0%	0	0	0	0	0

# In Possession - Offers & Receptions



			Offer movement types						
#	Player	Total Offers	In Front	In Between	Out to In	In to Out	In Behind	No Movement	Offers Received
1	Gregor KOBEL	3	0	0	0	0	0	3	2
4	Nico ELVEDI	5	0	0	0	0	0	5	1
5	Manuel AKANJI	24	1	0	0	0	0	23	15
7	Breel EMBOLO	18	0	6	0	0	11	1	4
8	Remo FREULER	48	28	13	0	2	0	5	24
9	Johan MANZAMBI	48	3	17	3	7	17	1	15
10	Granit XHAKA	28	16	7	1	0	0	4	12
13	Ricardo RODRIGUEZ	6	1	0	0	0	1	4	3
15	Djibril SOW	36	5	20	1	2	6	2	10
17	Ruben VARGAS	24	1	1	0	0	19	3	3
25	Luca JAQUEZ	16	1	0	0	0	6	9	8
3	Silvan WIDMER	2	0	0	0	0	1	1	1
11	Dan NDOYE	5	0	0	1	0	3	1	0
16	Christian FASSNACHT	3	0	2	0	0	0	1	2
20	Michel AEBISCHER	4	1	0	0	1	1	1	0
26	Cedric ITTEN	4	0	0	0	1	3	0	1

## In Possession - Distributions

#	Player	Passes Attempted	Passes Completed	Pass Completion %	Switches of Play	Crosses Attempted	Crosses Completed	Line Breaks Attempted	Line Breaks Completed	Line Break Completion %	Ball Progressions	Take Ons	Step Ins	Attempts at Goal	Goals
16	Maxime CREPEAU	23	14	61%	1	0	0	12	4	33%	0	0	0	0	0
2	Alistair JOHNSTON	43	25	58%	2	3	1	23	13	57%	1	1	0	2	0
4	Luc DE FOUGEROLLES	39	35	90%	0	0	0	12	9	75%	1	0	1	1	0
6	Mathieu CHOINIERE	29	23	79%	1	4	2	12	9	75%	0	0	0	0	0
9	Cyle LARIN	5	4	80%	0	0	0	0	0	0%	1	1	0	1	0
10	Jonathan DAVID	24	16	67%	1	1	0	4	3	75%	1	1	0	2	0
13	Derek CORNELIUS	42	37	88%	1	0	0	13	10	77%	0	0	0	2	0
17	Tajon BUCHANAN	16	11	69%	0	1	0	4	2	50%	5	4	1	0	0
20	Ali AHMED	13	9	69%	0	1	0	4	3	75%	0	0	0	1	0
22	Richie LARYEA	34	27	79%	1	0	0	8	4	50%	2	0	2	0	0
25	Nathan SALIBA	34	31	91%	1	2	1	16	15	94%	4	1	3	0	0
7	Stephen EUSTAQUIO	26	23	88%	1	8	1	10	9	90%	2	2	0	0	0
11	Liam MILLAR	12	10	83%	0	4	2	3	2	67%	3	3	0	1	0
12	Tani OLUWASEYI	5	4	80%	0	0	0	1	1	100%	0	0	0	0	0
14	Jacob SHAFFELBURG	5	5	100%	0	2	1	3	3	100%	1	0	1	0	0
24	Promise DAVID	3	1	33%	1	0	0	0	0	0%	0	0	0	3	1

# In Possession - Offers & Receptions

			Offer movement types						
#	Player	Total Offers	In Front	In Between	Out to In	In to Out	In Behind	No Movement	Offers Received
16	Maxime CREPEAU	2	0	0	0	0	0	2	0
2	Alistair JOHNSTON	9	2	2	0	0	4	1	4
4	Luc DE FOUGEROLLES	14	0	0	0	0	1	13	7
6	Mathieu CHOINIÈRE	19	14	5	0	0	0	0	13
9	Cyle LARIN	10	0	2	0	0	8	0	1
10	Jonathan DAVID	47	3	18	2	3	14	7	17
13	Derek CORNELIUS	2	1	0	0	0	0	1	1
17	Tajon BUCHANAN	16	0	1	0	0	10	5	6
20	Ali AHMED	24	3	5	1	0	8	7	6
22	Richie LARYEA	13	0	2	1	0	6	4	4
25	Nathan SALIBA	18	6	7	0	1	2	2	5
7	Stephen EUSTAQUIO	26	12	8	0	0	2	4	8
11	Liam MILLAR	20	3	0	0	0	11	6	8
12	Tani OLUWASEYI	19	0	4	0	0	14	1	2
14	Jacob SHAFFELBURG	4	0	0	0	0	2	2	0
24	Promise DAVID	5	0	0	0	0	5	0	1

# INDIVIDUAL DATA OUT OF POSSESSION



Switzerland v Canada

## Out of Possession



#	Player	Tackles Made / Won	Blocks	Interceptions	Pressing Direct	Pressing Indirect	Duels Won - Aerial	Duels Won - Physical	Possession Contests won	Clearances	Loose Ball Receptions	Pushing On	Pushing On into Pressing	Possession Regains	Possession Interrupted
1	Gregor KOBEL	0 / 0	0	0	0	0	0	0	0	0	3	0	0	6	0
4	Nico ELVEDI	1 / 0	1	1	2	5	2	0	2	14	2	9	1	6	9
5	Manuel AKANJI	2 / 1	1	2	5	5	2	0	3	6	4	12	5	5	2
7	Breel EMBOLO	0 / 0	2	0	6	16	0	0	0	0	1	16	12	3	0
8	Remo FREULER	4 / 1	1	1	7	22	2	0	2	4	5	17	6	4	5
9	Johan MANZAMBI	2 / 0	1	0	4	37	1	1	2	2	3	24	17	0	2
10	Granit XHAKA	2 / 0	0	0	3	11	1	0	1	2	9	21	8	1	1
13	Ricardo RODRIGUEZ	5 / 2	4	0	1	4	4	0	4	7	4	12	3	5	4
15	Djibril SOW	2 / 0	1	1	4	17	0	0	0	0	1	6	2	1	1
17	Ruben VARGAS	1 / 0	1	0	9	15	1	0	1	0	5	18	12	0	1
25	Luca JAQUEZ	2 / 2	1	2	4	11	0	0	0	1	0	20	12	4	1
3	Silvan WIDMER	1 / 0	2	0	0	5	0	0	0	0	2	6	3	1	2
11	Dan NDOYE	1 / 0	0	0	1	3	1	0	2	1	2	1	1	0	0
16	Christian FASSNACHT	2 / 2	0	0	2	6	0	0	0	1	2	9	6	3	0
20	Michel AEBISCHER	1 / 1	1	0	1	7	0	0	0	0	2	6	4	1	0
26	Cedric ITTEN	0 / 0	0	0	1	2	1	0	1	0	0	2	2	0	0

## Out of Possession



#	Player	Tackles Made / Won	Blocks	Interceptions	Pressing Direct	Pressing Indirect	Duels Won - Aerial	Duels Won - Physical	Possession Contests won	Clearances	Loose Ball Receptions	Pushing On	Pushing On into Pressing	Possession Regains	Possession Interrupted
16	Maxime CREPEAU	0 / 0	0	0	0	0	0	0	0	1	3	0	0	7	0
2	Alistair JOHNSTON	1 / 1	2	1	2	9	5	1	8	6	5	12	7	7	2
4	Luc DE FOUGEROLLES	5 / 1	3	2	10	8	3	1	4	6	5	21	12	10	4
6	Mathieu CHOINIÈRE	2 / 1	1	0	2	17	2	0	2	2	3	31	9	4	0
9	Cyle LARIN	1 / 0	0	1	2	42	0	0	0	0	1	21	20	1	0
10	Jonathan DAVID	0 / 0	0	1	4	60	3	0	3	0	3	38	27	1	0
13	Derek CORNELIUS	2 / 1	3	1	3	7	4	0	4	5	3	14	2	7	4
17	Tajon BUCHANAN	2 / 0	1	0	2	26	0	0	0	0	1	24	17	0	1
20	Ali AHMED	0 / 0	1	1	2	36	1	0	1	0	5	34	23	2	0
22	Richie LARYEA	1 / 0	1	2	4	14	0	0	0	2	6	16	11	3	0
25	Nathan SALIBA	6 / 2	1	1	8	15	1	0	2	6	10	27	7	6	4
7	Stephen EUSTAQUIO	0 / 0	0	1	0	3	0	0	0	0	3	4	0	1	0
11	Liam MILLAR	0 / 0	1	0	3	6	0	0	0	0	4	3	2	0	0
12	Tani OLUWASEYI	1 / 0	1	0	1	6	0	0	0	0	1	7	2	0	1
14	Jacob SHAFFELBURG	0 / 0	0	0	1	4	0	0	0	1	3	2	0	0	0
24	Promise DAVID	0 / 0	1	0	0	2	1	0	1	0	0	6	2	0	1

# INDIVIDUAL DATA PHYSICAL



Switzerland v Canada

## Physical Data



#	Player	Total Distance (m)	Zone 1: 0-7 km/h (m)	Zone 2: 7-15 km/h (m)	Zone 3: 15-20 km/h (m)	Zone 4: 20-25 km/h (m)	Zone 5: 25+ km/h (m)	High Speed Runs (Zone 3)	Sprints (Zone 4 & 5)	Top Speed (km/h)
1	Gregor KOBEL	5658.4	4234.8	1299.1	107.6	17.0	0	10.0	1.0	22.4
4	Nico ELVEDI	9399.5	3618.7	4262.9	1092.9	274.0	151.1	100.0	27.0	31.7
5	Manuel AKANJI	9170.3	4063.2	3604.0	1055.9	335.6	111.6	98.0	28.0	29.8
7	Breel EMBOLO	7761.2	3966.1	2251.3	839.8	454.7	249.3	70.0	45.0	31.8
8	Remo FREULER	11265.8	4126.1	5179.1	1567.8	315.5	77.4	141.0	22.0	27.3
9	Johan MANZAMBI	9616.4	3358.7	3851.8	1624.1	534.2	247.7	140.0	43.0	33.9
10	Granit XHAKA	10920.4	3757.9	4692.6	1937.6	482.2	50.1	157.0	30.0	27.2
13	Ricardo RODRIGUEZ	9738.0	4444.7	3774.0	993.1	448.3	78.0	87.0	37.0	27.5
15	Djibril SOW	9266.3	2628.9	4233.9	1612.2	607.1	184.2	139.0	46.0	31.7
17	Ruben VARGAS	8115.2	3798.8	2461.6	982.7	503.7	368.5	84.0	50.0	34.3
25	Luca JAQUEZ	8302.7	3012.4	3737.9	949.2	387.3	216.0	84.0	32.0	33.6
3	Silvan WIDMER	2335.4	897.8	862.5	431.9	112.2	30.9	35.0	10.0	27.1
11	Dan NDOYE	2053.9	651.9	844.4	350.6	162.6	44.5	31.0	15.0	27.8
16	Christian FASSNACHT	1743.8	447.9	649.6	382.2	192.5	71.6	31.0	14.0	31.7
20	Michel AEBISCHER	2903.7	1021.0	943.9	579.8	270.4	88.6	51.0	22.0	31.3
26	Cedric ITTEN	1632.0	454.1	767.2	279.9	121.4	9.6	22.0	11.0	27.7

## Physical Data



#	Player	Total Distance (m)	Zone 1: 0-7 km/h (m)	Zone 2: 7-15 km/h (m)	Zone 3: 15-20 km/h (m)	Zone 4: 20-25 km/h (m)	Zone 5: 25+ km/h (m)	High Speed Runs (Zone 3)	Sprints (Zone 4 & 5)	Top Speed (km/h)
16	Maxime CREPEAU	5466.1	3933.0	1337.4	166.8	28.9	0	18.0	3.0	23.7
2	Alistair JOHNSTON	10733.6	3805.9	4292.8	1635.2	746.6	253.1	136.0	52.0	35.1
4	Luc DE FOUGEROLLES	10822.7	3457.9	5014.0	1510.0	580.3	260.5	132.0	47.0	32.8
6	Mathieu CHOINIERE	7597.4	2013.8	3535.1	1376.9	575.8	95.8	132.0	43.0	27.1
9	Cyle LARIN	6190.4	2446.8	2465.3	690.6	375.5	212.2	65.0	34.0	31.8
10	Jonathan DAVID	11267.6	3838.2	4884.0	1670.4	693.4	181.6	160.0	54.0	31.6
13	Derek CORNELIUS	9757.9	3755.4	4079.7	1256.6	506.9	159.4	102.0	37.0	29.9
17	Tajon BUCHANAN	8621.1	2876.7	3746.8	1393.3	416.0	188.3	115.0	37.0	30.8
20	Ali AHMED	7232.7	2477.0	2874.8	994.7	601.6	284.5	84.0	49.0	32.3
22	Richie LARYEA	8402.2	3349.9	3145.3	912.0	581.5	413.6	82.0	48.0	35.2
25	Nathan SALIBA	11498.9	3569.1	4485.7	2327.3	926.7	190.1	192.0	69.0	32.3
7	Stephen EUSTAQUIO	4815.2	1385.1	1941.2	1256.3	206.0	26.6	79.0	12.0	26.9
11	Liam MILLAR	4328.5	1564.6	1742.2	604.2	229.0	188.6	51.0	19.0	32.0
12	Tani OLUWASEYI	3749.9	1410.7	1467.4	529.8	239.9	102.1	42.0	22.0	33.7
14	Jacob SHAFFELBURG	1952.7	529.0	752.3	361.2	239.8	70.4	27.0	17.0	29.5
24	Promise DAVID	2194.3	986.8	770.2	279.8	126.6	30.9	21.0	10.0	30.1



TM