



## Scotland 0 - 3 Brazil

Group C - Match 49

24 June 2026

18:00 Kick Off

Miami Stadium

# POST MATCH SUMMARY REPORT

# Match Summary - Teams



0 - 3

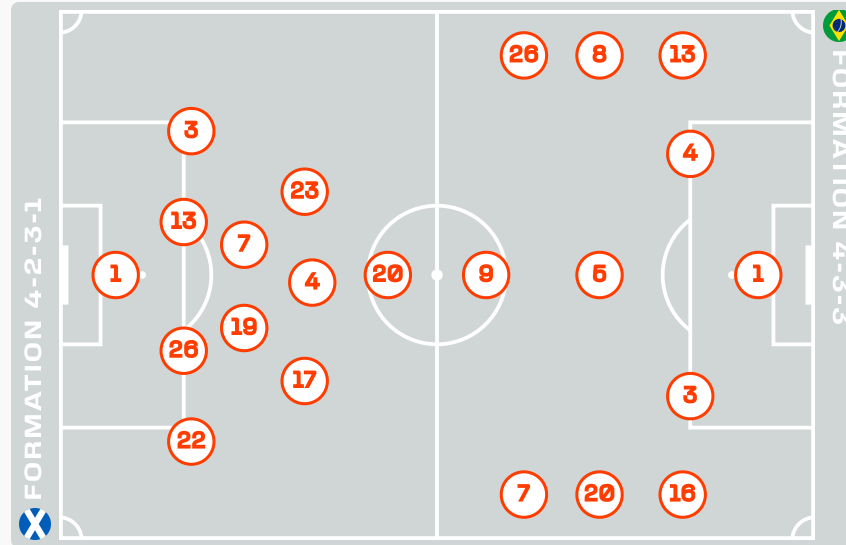


## STARTING

- 1 GK Angus GUNN
- 3 DF Andy ROBERTSON ↓ 45'
- 4 MF Scott McTOMINAY
- 7 MF John McGINN ↓ 90+1'
- 13 DF Jack HENDRY
- 17 FW Ben GANNON-DOAK ↓ 82'
- 19 MF Lewis FERGUSON
- 20 FW Lawrence SHANKLAND ↓ 90+1'
- 22 DF Nathan PATTERSON ↓ 82'
- 23 MF Kenny McLEAN
- 26 DF Scott McKENNA

## SUBSTITUTES

- 12 GK Liam KELLY
- 21 GK Craig GORDON
- 2 DF Aaron HICKEY
- 5 DF Grant HANLEY
- 6 DF Kieran TIERNEV ↑ 45'
- 8 MF Tyler FLETCHER
- 9 FW Lyndon DYKES
- 10 FW Che ADAMS ↑ 90+1'
- 11 MF Ryan CHRISTIE ↑ 82' ⚪ 89'
- 14 FW Ross STEWART
- 15 DF John SOUTTAR
- 16 DF Dominic HYAM
- 18 FW George HIRST
- 24 DF Anthony RALSTON ↑ 82'
- 25 FW Findlay CURTIS ↑ 90+1'



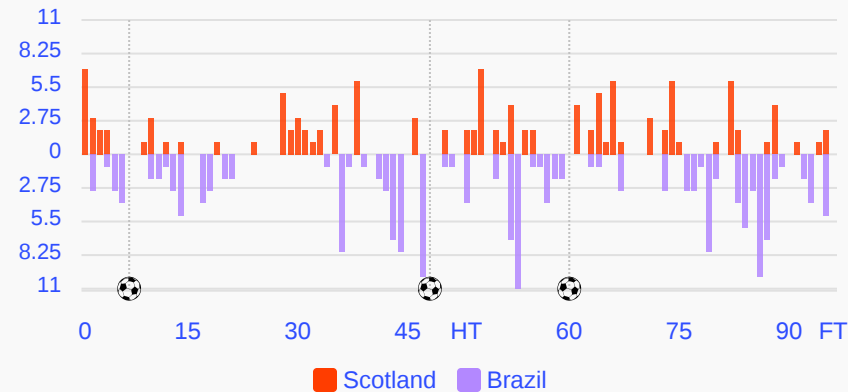
## STARTING

- ALISSON GK 1
- GABRIEL MAGALHAES DF 3
- MARQUINHOS DF 4
- ↓ 65' CASEMIRO MF 5
- ⚪ 45+3' ⚪ 7' VINICIUS JUNIOR FW 7
- BRUNO GUIMARAES MF 8
- ↓ 76' ⚪ 60' MATHEUS CUNHA FW 9
- ⚪ 62' DANILO DF 13
- ↓ 82' DOUGLAS SANTOS DF 16
- ↓ 66' LUCAS PAQUETA MF 20
- ↓ 82' RAVAN FW 26

## SUBSTITUTES

- WEVERTON GK 12
- EDERSON GK 23
- EDERSON SILVA MF 2
- ↑ 82' ALEX SANDRO DF 6
- ↑ 76' NEYMAR JR FW 10
- RAPHINHA FW 11
- BREMER DF 14
- LEO PEREIRA DF 15
- ⚪ 82' ↑ 65' FABINHO MF 17
- DANILO SANTOS MF 18
- ↑ 82' ENDRICK FW 19
- LUIZ HENRIQUE FW 21
- ↑ 66' GABRIEL MARTINELLI FW 22
- ROGER IBANEZ DF 24
- IGOR THIAGO FW 25

Distribution in the Final Third



# Match Summary - Key Statistics



0 - 3



## Possession

Total	43%	6%	51.1%	Total
0	Goals			3
0.69	xG (Expected Goals)			3.78
14 (5)	Attempts at Goal (On Target)			21 (9)
520 (466)	Total Passes (Complete)			615 (571)
90 %	Pass Completion %			93 %
99	Completed Line Breaks			108
7	Defensive Line Breaks			9
96	Receptions in the Final Third			139
24	Crosses			13
15	Ball Progressions			20
241 (34)	Defensive Pressures Applied (Direct Pressures)			227 (24)
33	Forced Turnovers			28
49	Second Balls			53
113.2 km	Total Distance Covered			110.7 km
4.4 km	Zone 4 - Low Speed Sprinting: 20-25 km/h			4.2 km



# Phases of Play



## IN POSSESSION



## OUT OF POSSESSION

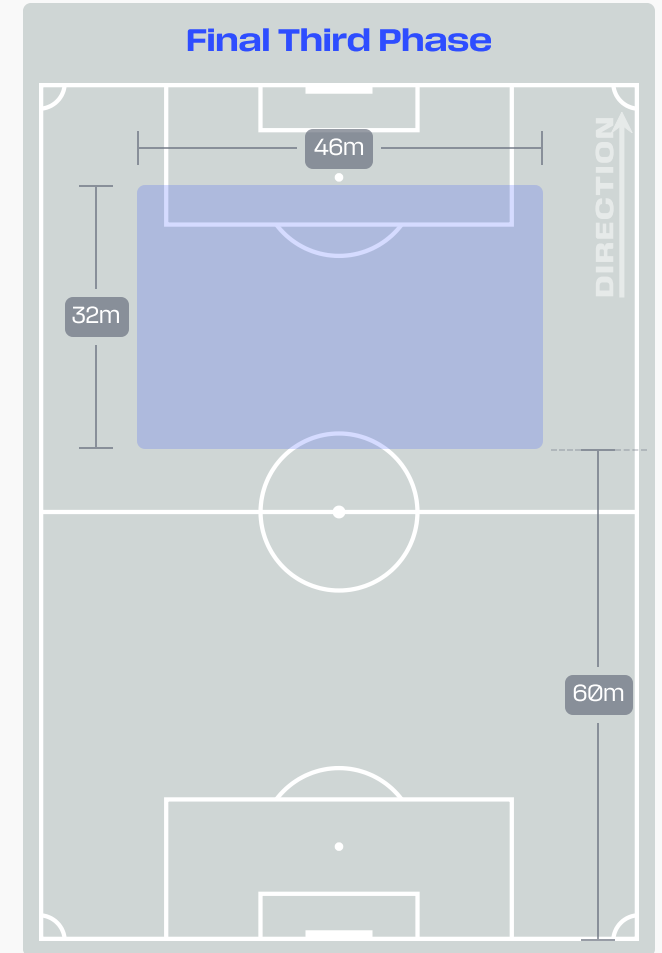
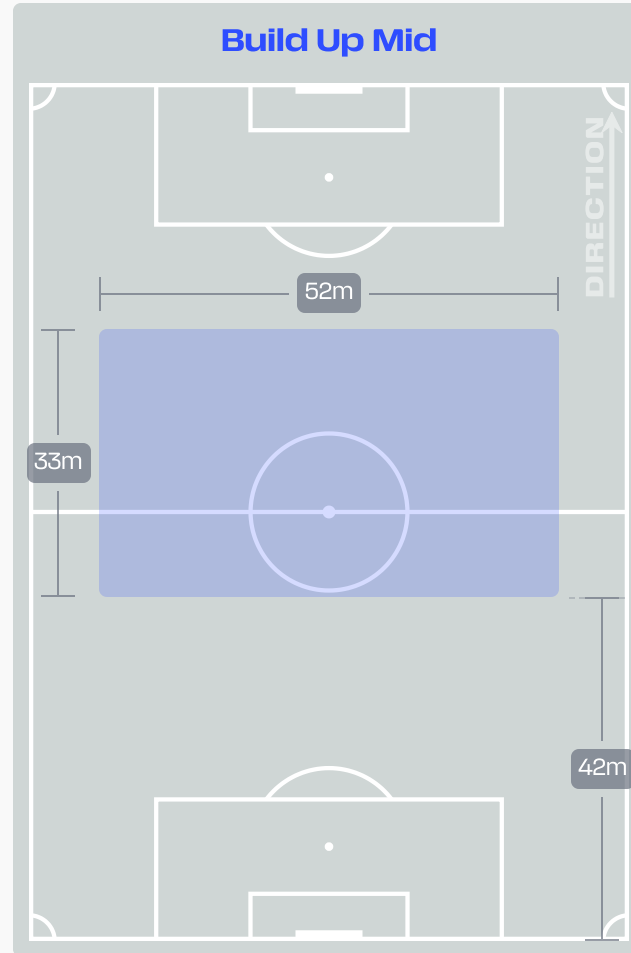
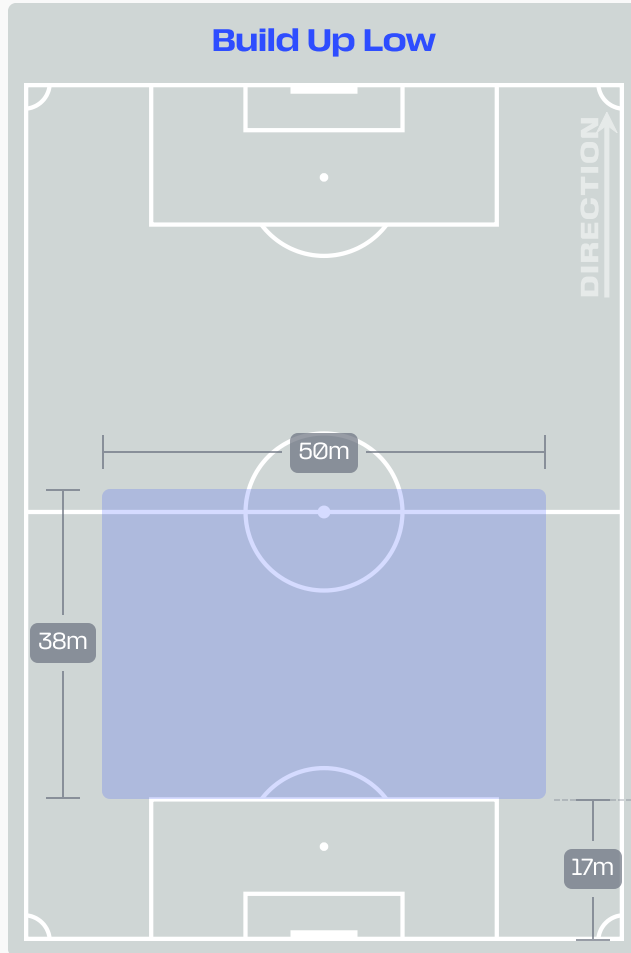


# IN POSSESSION

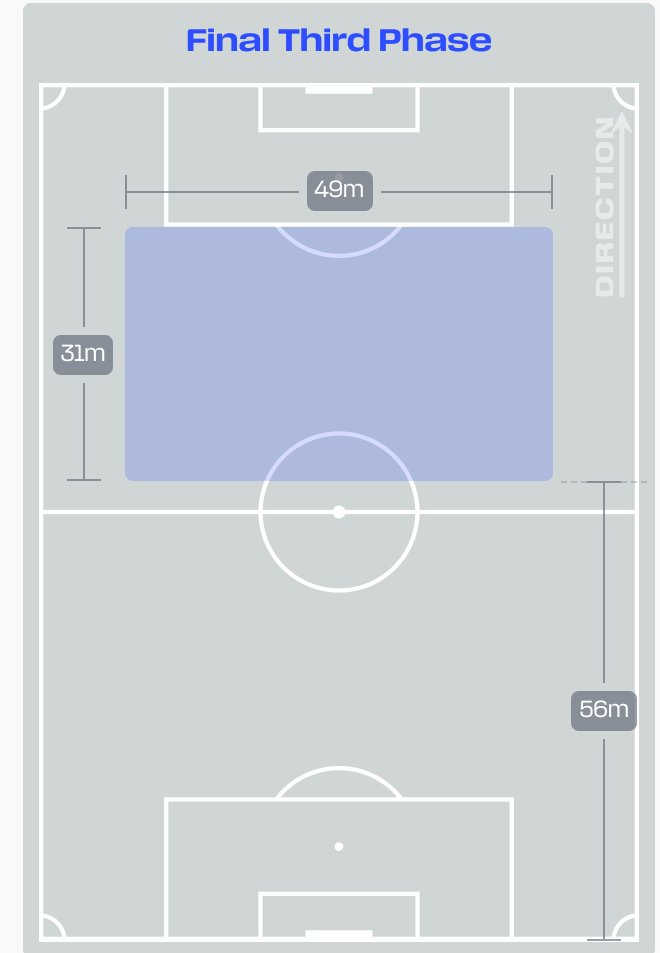
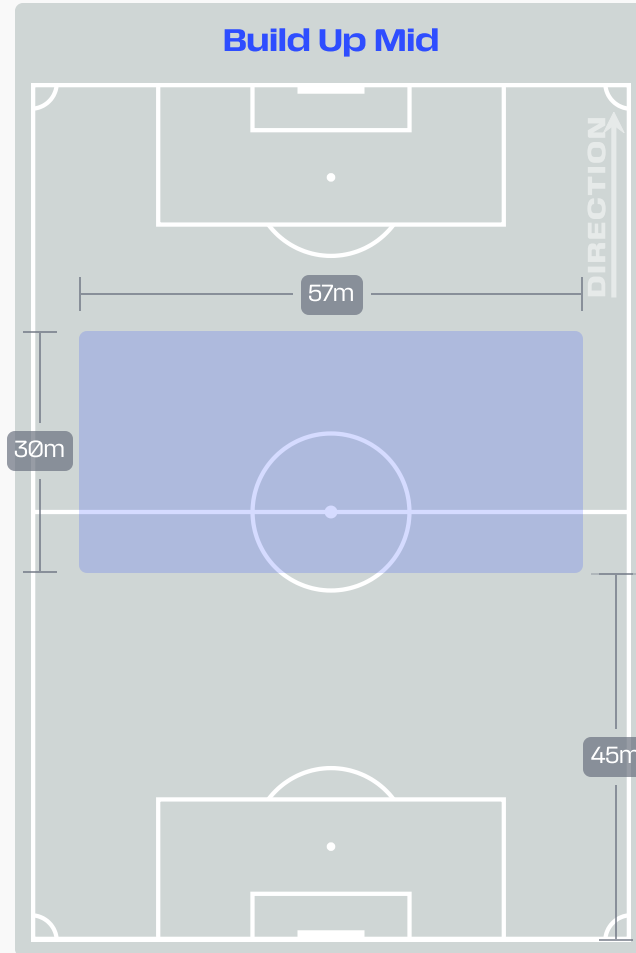
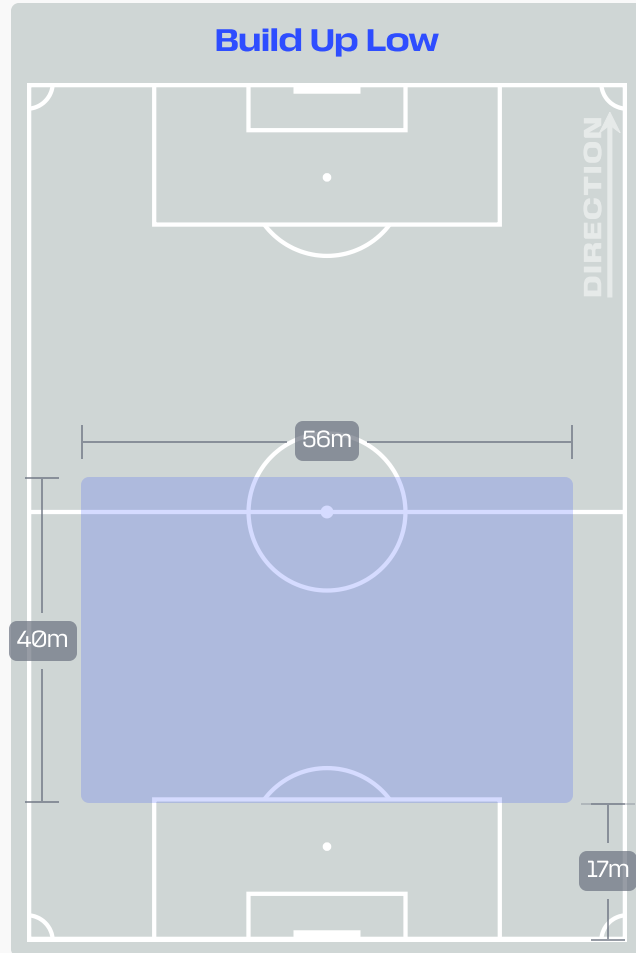


Scotland v Brazil

# In Possession Line Height & Team Length



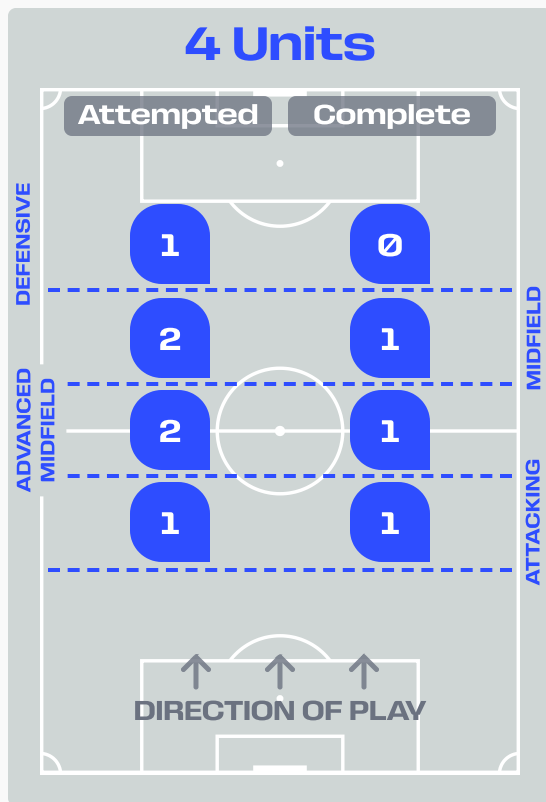
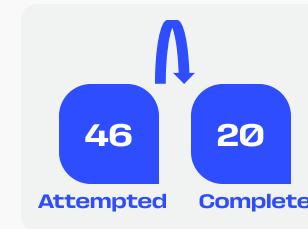
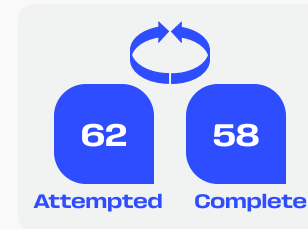
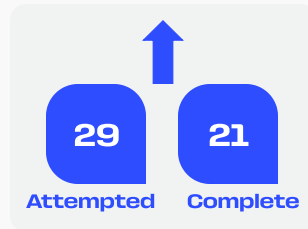
# In Possession Line Height & Team Length



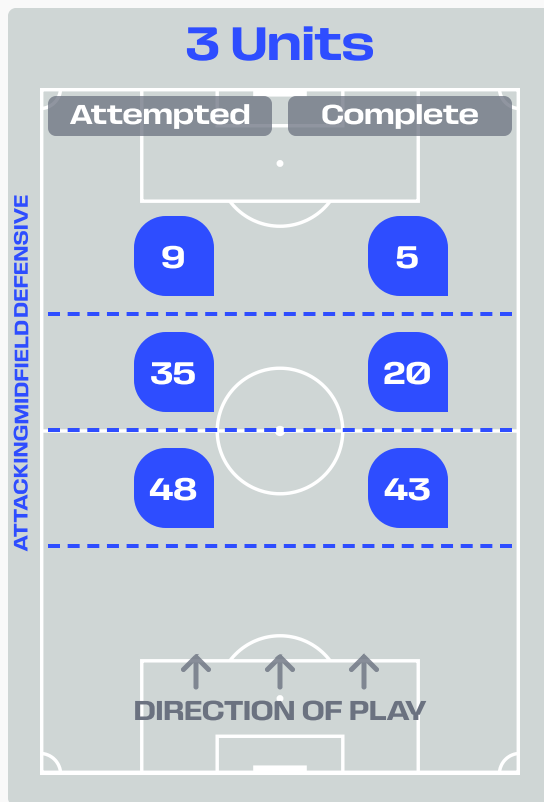
# Line Breaks



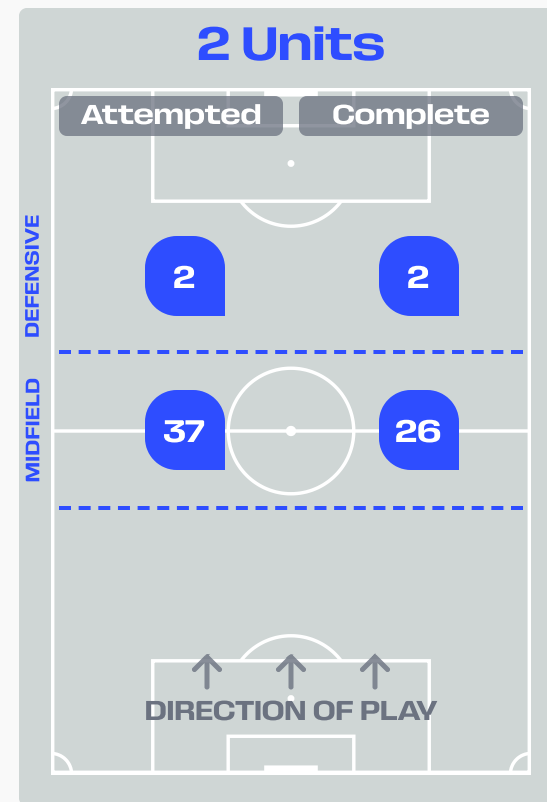
Attempted Line Breaks  
**137**



**Attempted Line Breaks 6**  
 Inside Shape 3  
 Outside Shape 3



**Attempted Line Breaks 92**  
 Inside Shape 52  
 Outside Shape 40



**Attempted Line Breaks 39**  
 Inside Shape 21  
 Outside Shape 18

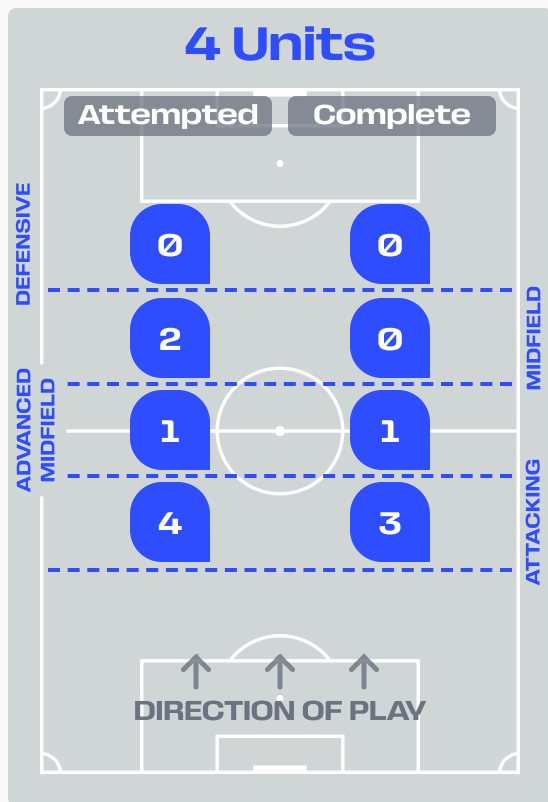
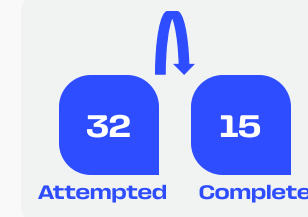

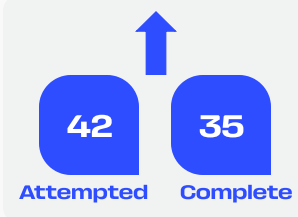
# Line Breaks



Brazil

Attempted Line Breaks

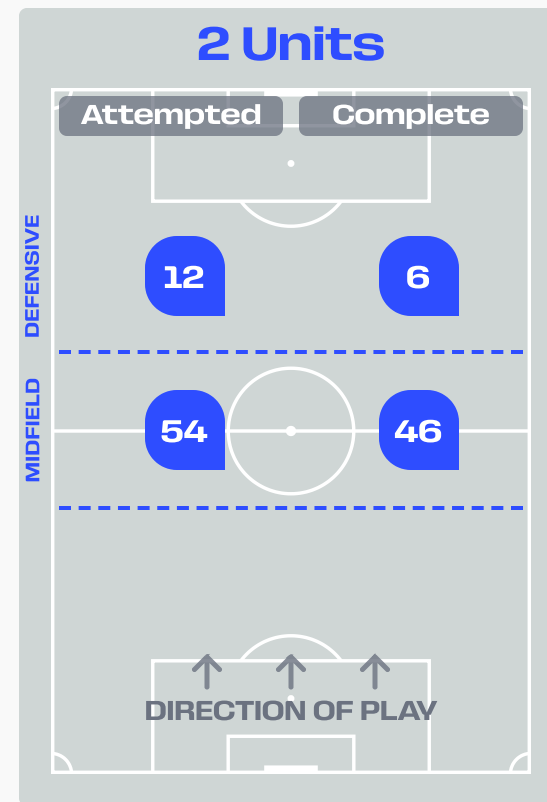
139



<b>Attempted Line Breaks</b>	<b>7</b>
Inside Shape	6
Outside Shape	1



<b>Attempted Line Breaks</b>	<b>66</b>
Inside Shape	32
Outside Shape	34



<b>Attempted Line Breaks</b>	<b>66</b>
Inside Shape	28
Outside Shape	38



## Line Breaks



					4 Units				3 Units			2 Units		Direction			Distribution Type		
#	Player	Line Breaks Attempted	Line Breaks Completed	Line Break Completion %	Attacking Line	Attacking Midfield Line	Midfield Line	Defensive Line	Attacking Line	Midfield Line	Defensive Line	Midfield Line	Defensive Line	Through	Around	Over	Pass	Cross	Ball Progression
1	ALISSON	5	3	60%	1	0	0	0	0	2	0	2	0	1	0	4	5	0	0
3	GABRIEL MAGALHAES	24	21	88%	1	0	1	0	10	3	0	9	0	3	20	1	24	0	0
4	MARQUINHOS	11	8	73%	0	0	1	0	3	2	1	3	1	1	4	6	11	0	0
5	CASEMIRO	7	6	86%	0	0	0	0	2	0	0	3	2	3	1	3	7	0	0
7	VINICIUS JUNIOR	6	4	67%	0	0	0	0	0	1	0	4	1	3	2	1	5	0	1
8	BRUNO GUIMARAES	15	9	60%	1	1	0	0	1	2	3	4	3	11	2	2	12	2	1
9	MATHEUS CUNHA	8	5	62%	0	0	0	0	0	6	1	1	0	2	5	1	6	0	2
13	DANILO	19	15	79%	1	0	0	0	8	0	0	8	2	6	10	3	17	2	0
16	DOUGLAS SANTOS	7	6	86%	0	0	0	0	3	1	0	3	0	1	3	3	7	0	0
20	LUCAS PAQUETA	19	14	74%	0	0	0	0	3	4	1	10	1	6	8	5	17	1	1
26	RAYAN	1	1	100%	0	0	0	0	0	0	0	0	1	0	1	0	1	0	0
6	ALEX SANDRO	3	3	100%	0	0	0	0	3	0	0	0	0	0	3	0	3	0	0
10	NEYMAR JR	6	5	83%	0	0	0	0	0	0	0	5	1	1	3	2	4	1	1
17	FABINHO	3	3	100%	0	0	0	0	1	0	0	2	0	1	1	1	3	0	0
19	ENDRICK	2	2	100%	0	0	0	0	2	0	0	0	0	0	2	0	2	0	0
22	GABRIEL MARTINELLI	3	3	100%	0	0	0	0	1	2	0	0	0	3	0	0	3	0	0

# Passing Networks



#	Passes From ↓ to →	Angus GUNN	Andy ROBERTSON	Scott McTOMINAY	John McGINN	Jack HENDRY	Ben GANNON-DOAK	Lewis FERGUSON	Lawrence SHANKLAND	Nathan PATTERSON	Kenny McLEAN	Scott McKENNA	Kieran TIERNEY	Che ADAMS	Ryan CHRISTIE	Anthony RALSTON	Findlay CURTIS
1	Angus GUNN		5	1	0	7	0	5	2	0	1	4	3	0	0	0	0
3	Andy ROBERTSON	2		3	3	0	1	7	2	0	5	6	0	0	0	0	0
4	Scott McTOMINAY	0	1		2	1	4	4	1	9	2	3	0	0	0	0	0
7	John McGINN	0	5	0		0	1	6	0	1	3	2	8	0	2	0	0
13	Jack HENDRY	8	0	4	0		1	5	0	18	5	9	0	0	1	0	0
17	Ben GANNON-DOAK	0	1	4	2	2		4	0	6	0	0	0	0	0	0	0
19	Lewis FERGUSON	1	9	6	3	8	7		6	13	12	12	6	0	2	0	1
20	Lawrence SHANKLAND	0	1	1	0	1	1	1		3	2	0	1	0	1	0	0
22	Nathan PATTERSON	1	0	5	1	5	8	23	4		4	0	1	0	0	0	0
23	Kenny McLEAN	1	4	2	9	5	1	10	2	4		1	3	0	0	0	0
26	Scott McKENNA	8	3	1	5	12	1	7	0	0	4		8	0	0	0	0
6	Kieran TIERNEY	2	0	0	5	0	0	4	0	0	2	10		0	0	0	0
10	Che ADAMS	0	0	0	0	0	0	0	0	0	0	0	0		0	0	0
11	Ryan CHRISTIE	0	0	0	0	0	0	2	1	0	1	0	0	0		0	0
24	Anthony RALSTON	0	0	0	0	0	0	0	0	0	0	0	1	0	0		0
25	Findlay CURTIS	0	0	0	0	0	0	0	0	0	0	0	0	0	0	0	

Top 5 Player to Player Passers		
Player	Passed To	% of Total Team Passes
Nathan PATTERSON	Lewis FERGUSON	5.1%
Jack HENDRY	Nathan PATTERSON	4%
Lewis FERGUSON	Nathan PATTERSON	2.9%
Lewis FERGUSON	Scott McKENNA	2.7%
Lewis FERGUSON	Kenny McLEAN	2.7%

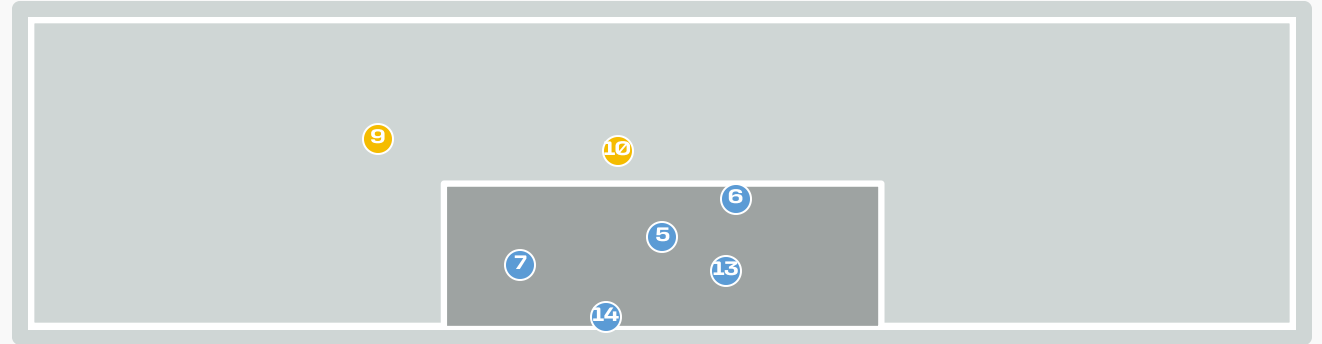
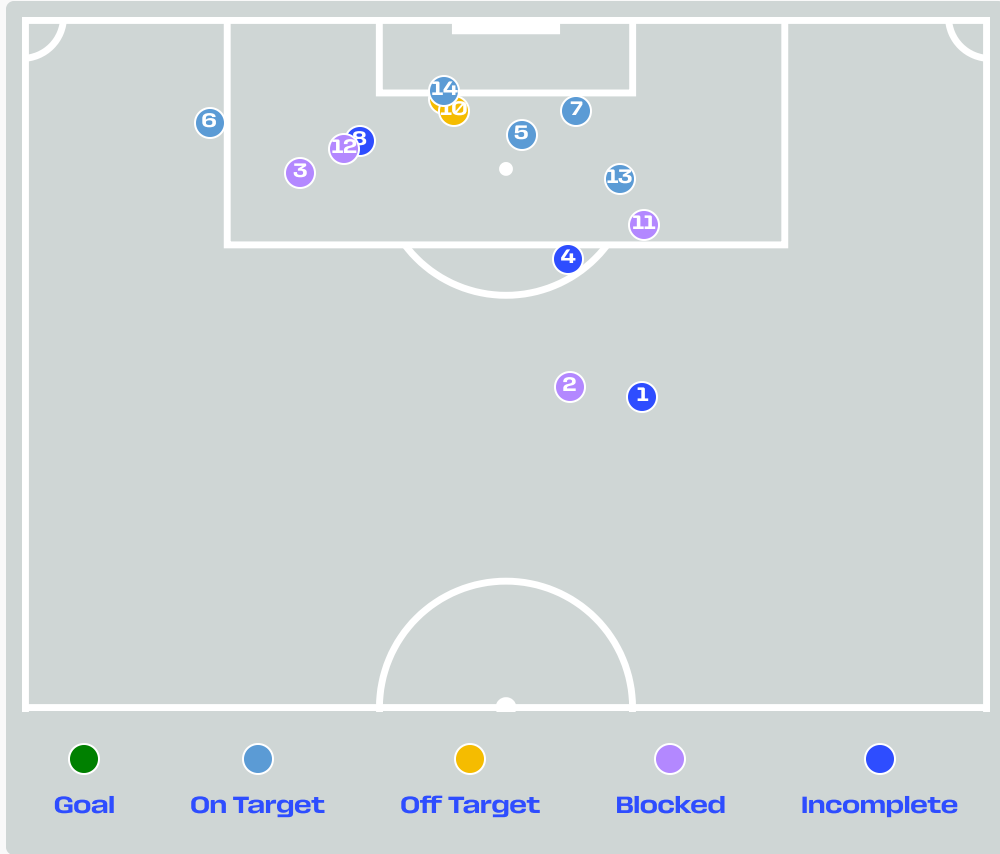


# Passing Networks

#	Passes From ↓ to →	ALISSON	GABRIEL MAGALHAES	MARQUINHOS	CASEMIRO	VINICIUS JUNIOR	BRUNO GUIMARAES	MATHEUS CUNHA	DANILO	DOUGLAS SANTOS	LUCAS PAQUETA	RAYAN	ALEX SANDRO	NEYMAR JR	FABINHO	ENDRICK	GABRIEL MARTINELLI
1	ALISSON		11	4	0	1	1	0	2	0	0	0	1	0	1	0	0
3	GABRIEL MAGALHAES	7		27	11	5	2	1	2	16	14	0	3	0	2	0	2
4	MARQUINHOS	2	33		1	1	5	1	24	1	4	4	1	0	3	3	1
5	CASEMIRO	1	6	7		0	2	0	7	2	6	2	0	0	0	0	0
7	VINICIUS JUNIOR	0	1	0	4		1	0	0	2	7	2	2	3	0	0	0
8	BRUNO GUIMARAES	0	3	1	6	2		2	5	2	6	4	0	2	3	1	0
9	MATHEUS CUNHA	0	1	1	0	2	3		6	0	4	4	0	0	2	0	0
13	DANILO	2	5	28	3	0	5	5		0	1	8	0	1	4	1	0
16	DOUGLAS SANTOS	0	11	1	1	8	1	3	0		9	0	0	1	1	0	3
20	LUCAS PAQUETA	1	5	4	6	8	6	6	0	10		1	0	0	0	0	0
26	RAYAN	1	0	3	0	2	4	6	7	0	1		0	1	0	0	0
6	ALEX SANDRO	0	2	0	0	1	0	0	0	0	0	0		3	1	0	5
10	NEYMAR JR	0	0	1	0	5	1	0	1	0	0	0	2		2	0	0
17	FABINHO	1	5	5	0	2	3	3	1	1	0	1	1	1		0	3
19	ENDRICK	0	1	1	0	0	1	0	1	0	0	0	1	1	0		2
22	GABRIEL MARTINELLI	0	1	0	0	1	1	0	2	0	0	0	1	1	8	1	

Top 5 Player to Player Passers		
Player	Passed To	% of Total Team Passes
MARQUINHOS	GABRIEL MAGALHAES	5.9%
DANILO	MARQUINHOS	5%
GABRIEL MAGALHAES	MARQUINHOS	4.8%
MARQUINHOS	DANILO	4.3%
GABRIEL MAGALHAES	DOUGLAS SANTOS	2.9%

# Attempts at Goal



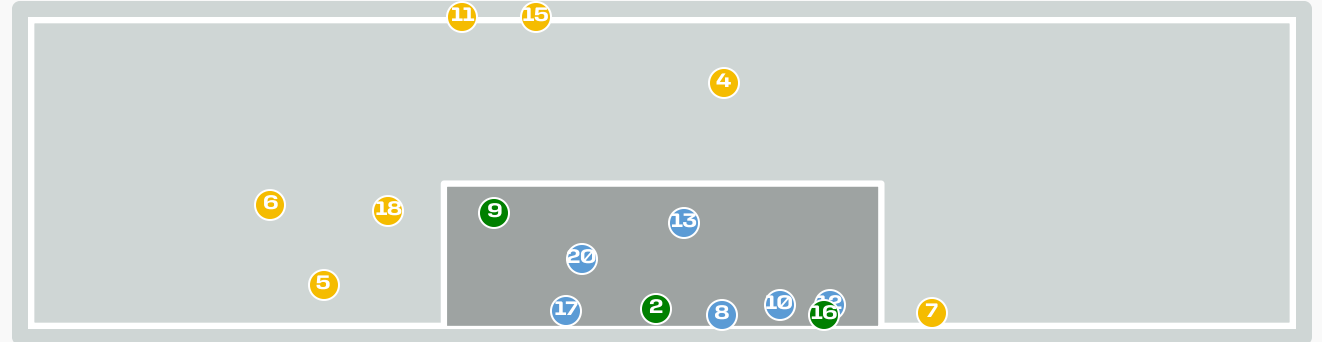
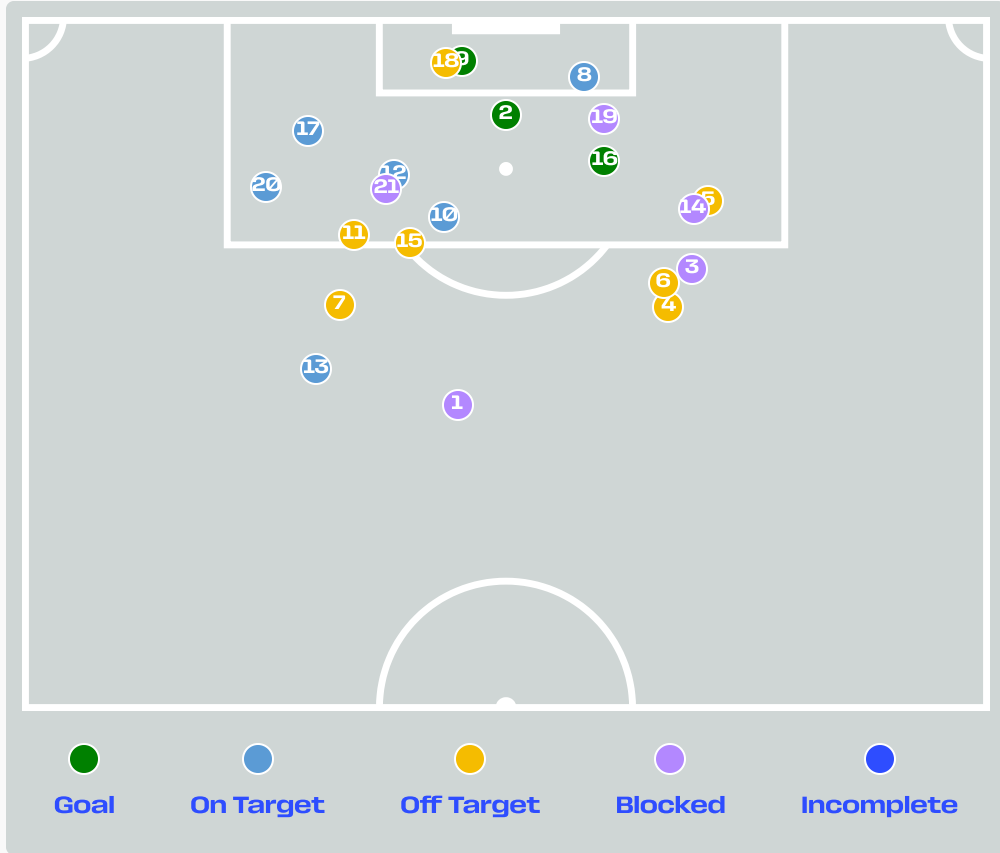
Key	Outcome	Shots
●	Goals	0
●	On Target	5
●	Off Target	2
●	Blocked	4
●	Incomplete	3






# Attempts at Goal



Time	Player	Outcome	Body Part	Delivery Type
32	19 Lewis FERGUSON	Incomplete - Defensive Event	Right Foot	Loose Ball
35	23 Kenny McLEAN	Incomplete - Blocked	Left Foot	Pass
46	17 Ben GANNON-DOAK	Incomplete - Blocked	Right Foot	Pass
50	17 Ben GANNON-DOAK	Incomplete - Defensive Event	Right Foot	Pass
48	4 Scott McTOMINAY	On Target - Saved	Head	Cross
63	19 Lewis FERGUSON	On Target - Saved	Right Foot	Freekick
63	4 Scott McTOMINAY	On Target - Saved	Head	Cross
71	20 Lawrence SHANKLAND	Incomplete	Left Foot	Cross
71	4 Scott McTOMINAY	Off Target	Left Foot	Loose Ball
75	20 Lawrence SHANKLAND	Off Target	Head	Corner
82	11 Ryan CHRISTIE	Incomplete - Blocked	Left Foot	Loose Ball
83	6 Kieran TIERNEY	Incomplete - Blocked	Left Foot	Pass
88	24 Anthony RALSTON	On Target - Saved	Left Foot	Cross
95	4 Scott McTOMINAY	On Target - Saved	Left Foot	Cross

# Attempts at Goal



Key	Outcome	Shots
	Goals	3
	On Target	6
	Off Target	7
	Blocked	5
	Incomplete	0

## Attempts at Goal



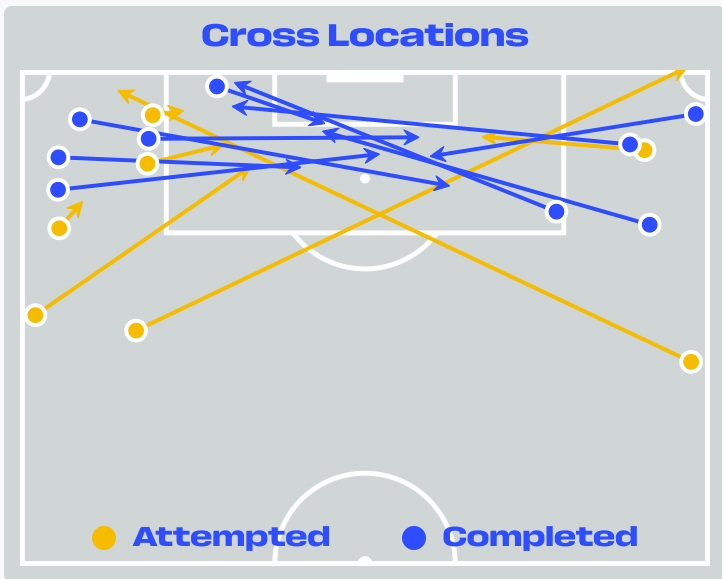
Time	Player	Outcome	Body Part	Delivery Type
6	5 CASEMIRO	Incomplete - Blocked	Right Foot	Pass
6	7 VINICIUS JUNIOR	On Target - Goal	Right Foot	Ball Progression
10	8 BRUNO GUIMARAES	Incomplete - Blocked	Right Foot	Pass
11	9 MATHEUS CUNHA	Off Target	Right Foot	Pass
19	7 VINICIUS JUNIOR	Off Target	Right Foot	Pass
37	26 RAYAN	Off Target	Left Foot	Pass
41	9 MATHEUS CUNHA	Off Target	Right Foot	Ball Progression
44	9 MATHEUS CUNHA	Deflected On Target - Goal Prevented	Right Foot	Cross
47	7 VINICIUS JUNIOR	On Target - Goal	Head	Cross
50	26 RAYAN	On Target - Saved	Right Foot	Ball Progression
51	16 DOUGLAS SANTOS	Deflected Off Target - Referee Event	Left Foot	Loose Ball
50	7 VINICIUS JUNIOR	On Target - Saved	Right Foot	Pass
53	7 VINICIUS JUNIOR	On Target - Saved	Right Foot	Pass
58	9 MATHEUS CUNHA	Incomplete - Blocked	Right Foot	Pass
58	20 LUCAS PAQUETA	Off Target	Right Foot	Loose Ball
59	9 MATHEUS CUNHA	On Target - Goal	Right Foot	Pass
78	7 VINICIUS JUNIOR	On Target - Saved	Right Foot	Pass

# Attempts at Goal

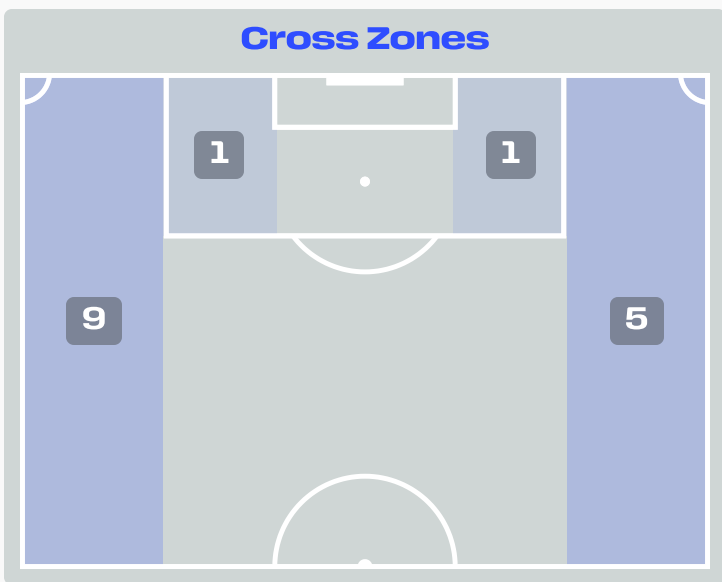
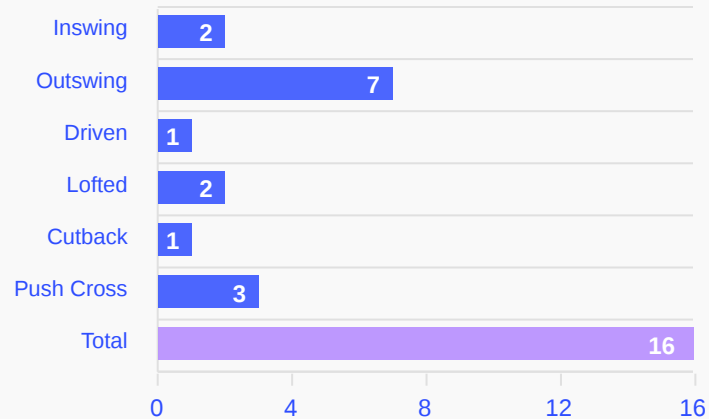


Time	Player	Outcome	Body Part	Delivery Type
80	7 VINICIUS JUNIOR	Off Target	Right Foot	Cross
85	3 GABRIEL MAGALHAES	Incomplete - Blocked	Left Foot	Corner
89	10 NEYMAR JR	On Target - Saved	Right Foot	Other
95	7 VINICIUS JUNIOR	Incomplete - Blocked	Left Foot	Pass

# Crosses (Open Play)



### Delivery Type



Attempted

**16**

Completed

**9**

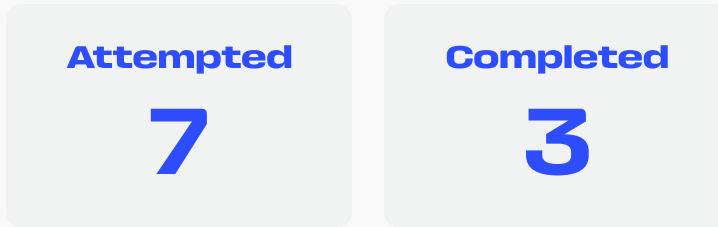
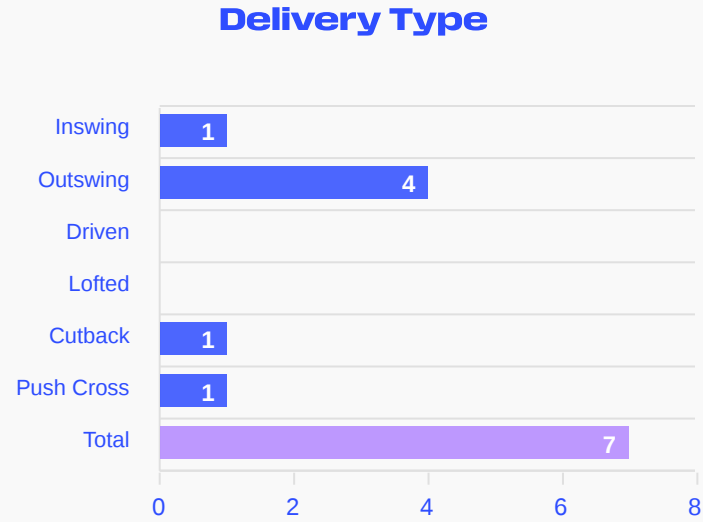
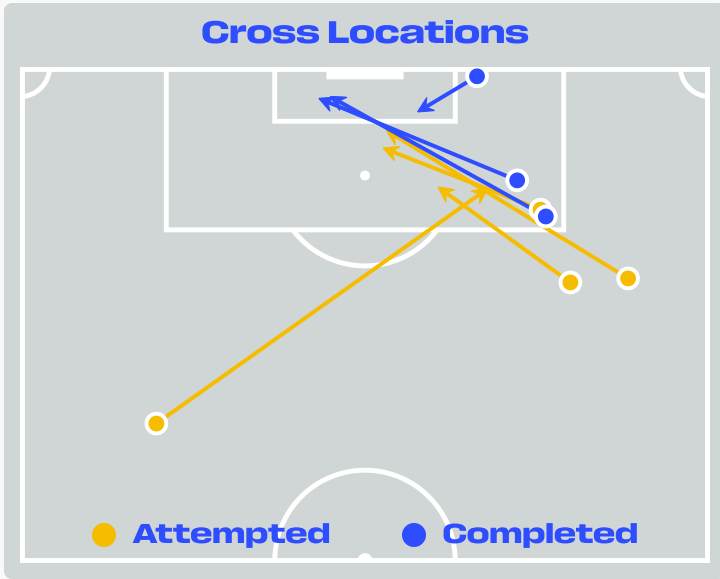
Most Crosses Attempted

**5**

**Kieran TIERNEY**  
BENCH

#	Player	Inswing	Outswing	Driven	Lofted	Cutback	Push Cross	Total Attempted
1	Angus GUNN	0	0	0	0	0	0	0
3	Andy ROBERTSON	0	2	0	0	0	0	2
4	Scott McTOMINAY	0	0	0	0	0	0	0
7	John McGINN	2	1	1	0	0	0	4
13	Jack HENDRY	0	0	0	0	0	0	0
17	Ben GANNON-DOAK	0	0	0	0	0	1	1
19	Lewis FERGUSON	0	0	0	0	0	0	0
20	Lawrence SHANKLAND	0	0	0	0	0	0	0
22	Nathan PATTERSON	0	1	0	0	0	0	1
23	Kenny McLEAN	0	1	0	0	0	0	1
26	Scott McKENNA	0	0	0	0	0	0	0
6	Kieran TIERNEY	0	2	0	1	0	2	5
10	Che ADAMS	0	0	0	0	0	0	0
11	Ryan CHRISTIE	0	0	0	1	0	0	1
24	Anthony RALSTON	0	0	0	0	1	0	1
25	Findlay CURTIS	0	0	0	0	0	0	0

# Crosses (Open Play)



#	Player	Inswing	Outswing	Driven	Lofted	Cutback	Push Cross	Total Attempted
1	ALISSON	0	0	0	0	0	0	0
3	GABRIEL MAGALHAES	0	0	0	0	0	0	0
4	MARQUINHOS	0	0	0	0	0	0	0
5	CASEMIRO	0	0	0	0	0	0	0
7	VINICIUS JUNIOR	0	0	0	0	1	0	1
8	BRUNO GUIMARAES	0	2	0	0	0	0	2
9	MATHEUS CUNHA	0	0	0	0	0	0	0
13	DANILO	0	1	0	0	0	1	2
16	DOUGLAS SANTOS	0	0	0	0	0	0	0
20	LUCAS PAQUETA	1	0	0	0	0	0	1
26	RAYAN	0	1	0	0	0	0	1
6	ALEX SANDRO	0	0	0	0	0	0	0
10	NEYMAR JR	0	0	0	0	0	0	0
17	FABINHO	0	0	0	0	0	0	0
19	ENDRICK	0	0	0	0	0	0	0
22	GABRIEL MARTINELLI	0	0	0	0	0	0	0

# Offering to Receive

357

Total Offers Made

163

Total Offers Received

Most Offers

83

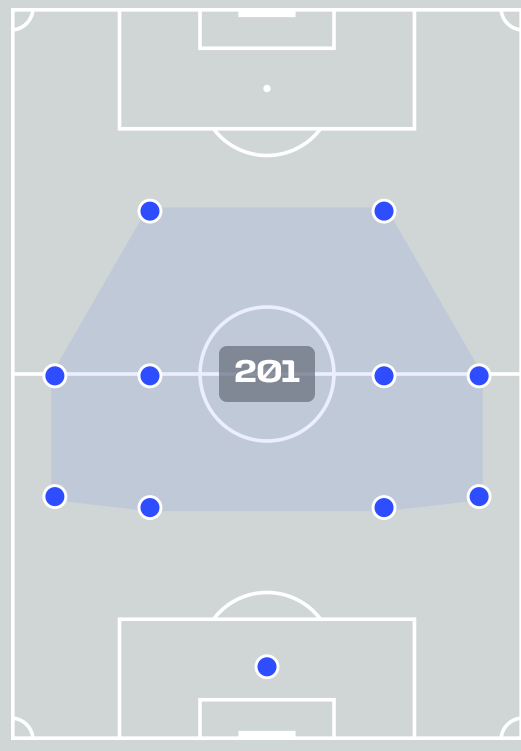
Lewis FERGUSON

DEFENSIVE MIDFIELD CENTRE RIGHT

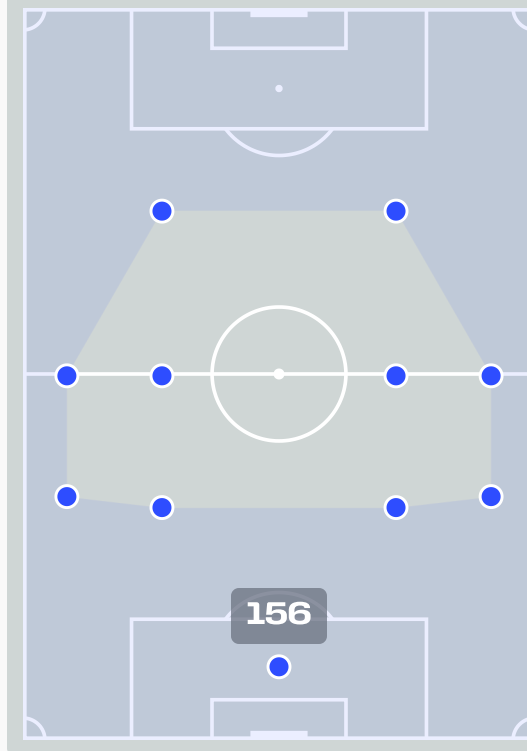
112

Offers Made in Final Third

Offers Made Inside Shape



Offers Made Outside Shape



182

Offers Made in Middle Third

63

Offers Made in Defensive Third

#	Player	Offers Made	Offers Received	% Made & Received
1	Angus GUNN	2	1	50%
3	Andy ROBERTSON	16	15	93.8%
4	Scott McTOMINAY	40	17	42.5%
7	John McGINN	8	4	50%
13	Jack HENDRY	24	14	58.3%
17	Ben GANNON-DOAK	39	12	30.8%
19	Lewis FERGUSON	83	42	50.6%
20	Lawrence SHANKLAND	46	10	21.7%
22	Nathan PATTERSON	30	15	50%
23	Kenny McLEAN	39	19	48.7%
26	Scott McKENNA	0	0	0%
6	Kieran TIERNEY	24	12	50%
10	Che ADAMS	1	0	0%
11	Ryan CHRISTIE	4	2	50%
24	Anthony RALSTON	1	0	0%
25	Findlay CURTIS	0	0	0%



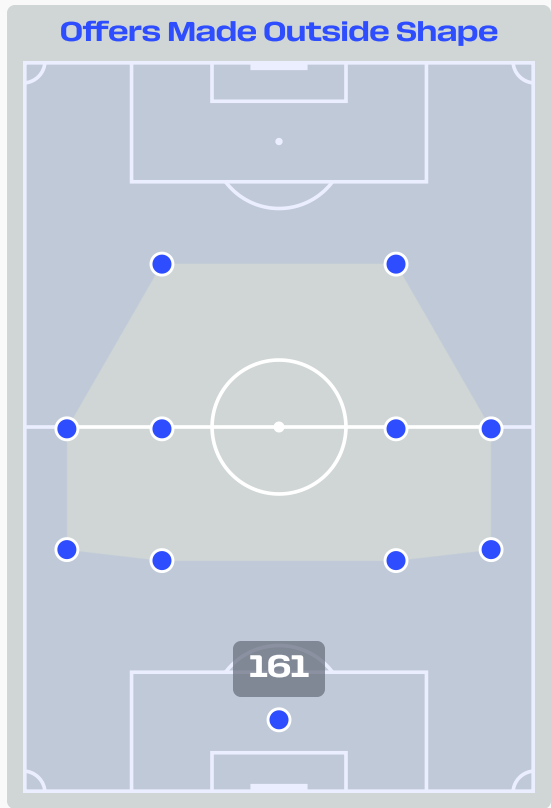
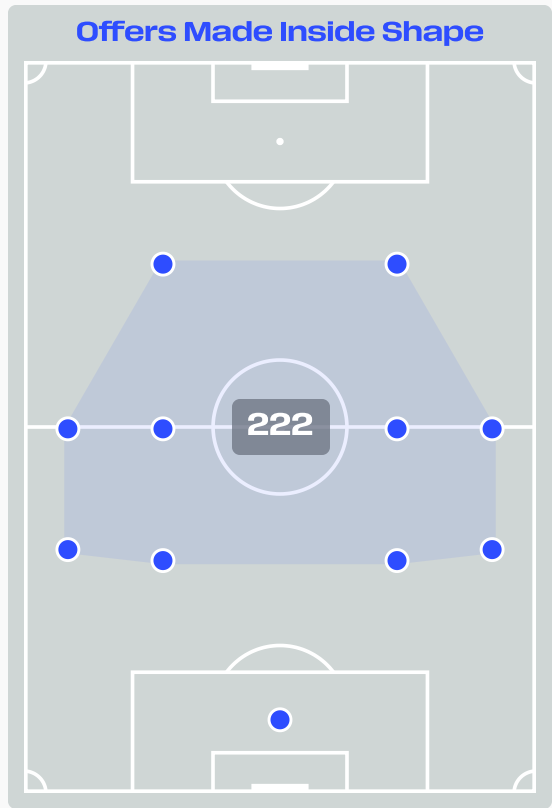
# Offering to Receive

**383**  
Total Offers Made

**166**  
Total Offers Received

**Most Offers**  
**58**  
**BRUNO GUIMARAES**  
RIGHT MIDFIELD

**149**  
Offers Made in Final Third



**190**  
Offers Made in Middle Third

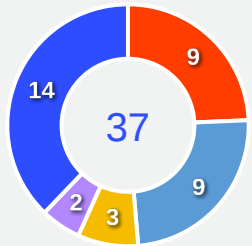
**44**  
Offers Made in Defensive Third

#	Player	Offers Made	Offers Received	% Made & Received
1	ALISSON	1	0	0%
3	GABRIEL MAGALHAES	19	9	47.4%
4	MARQUINHOS	8	6	75%
5	CASEMIRO	13	11	84.6%
7	VINICIUS JUNIOR	52	16	30.8%
8	BRUNO GUIMARAES	58	22	37.9%
9	MATHEUS CUNHA	33	17	51.5%
13	DANILO	36	15	41.7%
16	DOUGLAS SANTOS	9	3	33.3%
20	LUCAS PAQUETA	50	26	52%
26	RAYAN	15	8	53.3%
6	ALEX SANDRO	6	2	33.3%
10	NEYMAR JR	12	7	58.3%
17	FABINHO	18	10	55.6%
19	ENDRICK	8	3	37.5%
22	GABRIEL MARTINELLI	45	11	24.4%

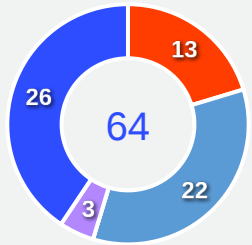
# Movement to Receive

## Movement Types by Phase

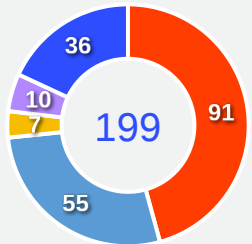
### Final Third Phase



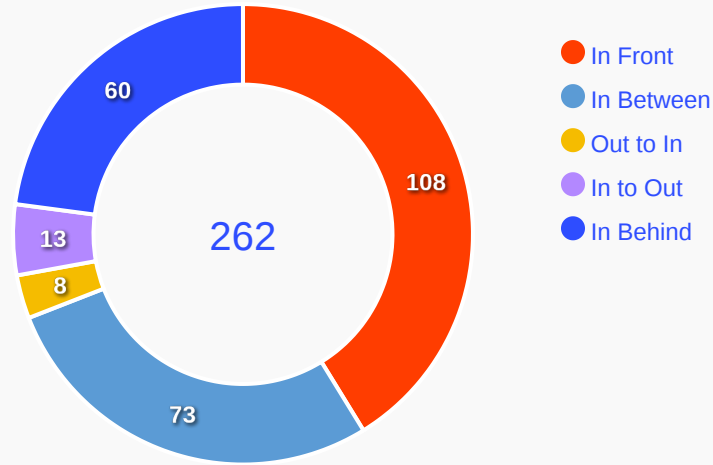
### Progression Phase



### Build Up Phase



## All Movement Types

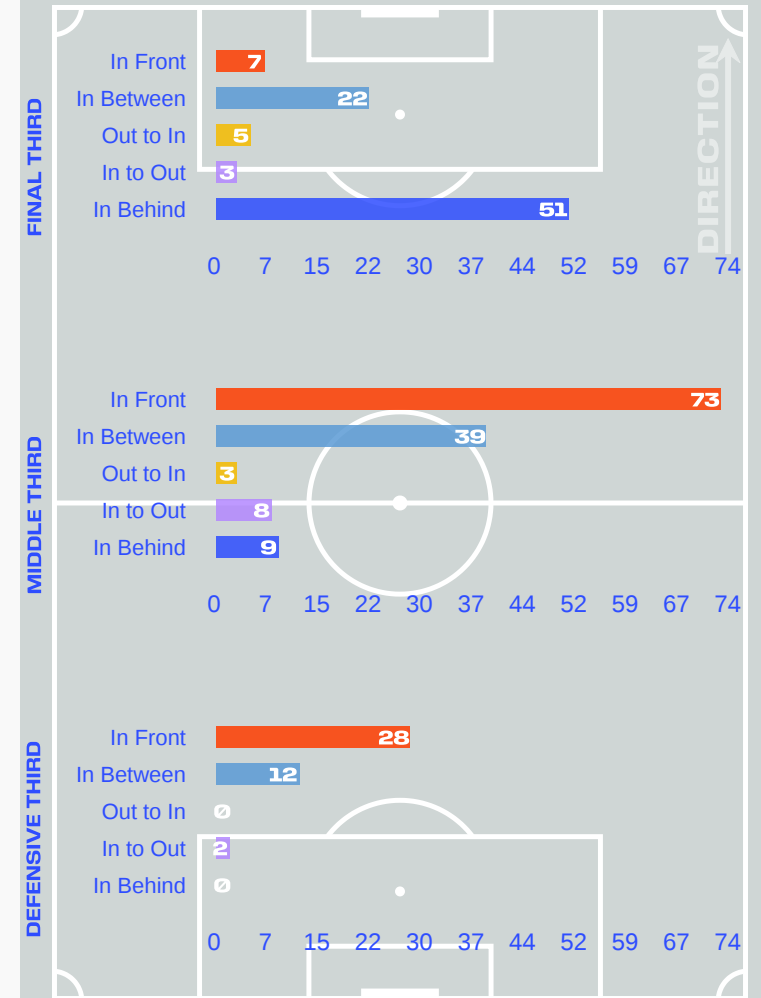


- In Front
- In Between
- Out to In
- In to Out
- In Behind

## Top Ranked Players

Type	Player	Movements
In Front	19 Lewis FERGUSON	49
In Between	20 Lawrence SHANKLAND	19
Out to In	4 Scott McTOMINAY	2
In to Out	4 Scott McTOMINAY	5
In Behind	17 Ben GANNON-DOAK	22

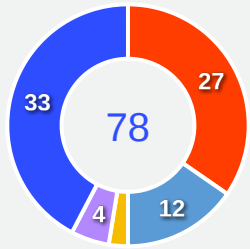
## Movement Types Pitch Third



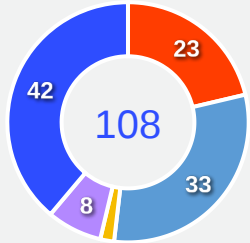
# Movement to Receive

## Movement Types by Phase

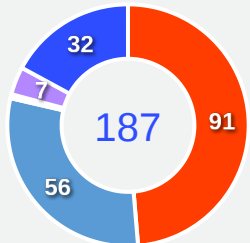
### Final Third Phase



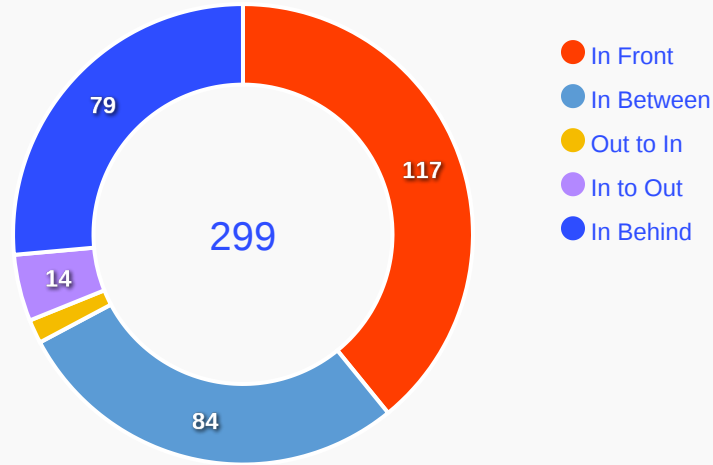
### Progression Phase



### Build Up Phase



## All Movement Types

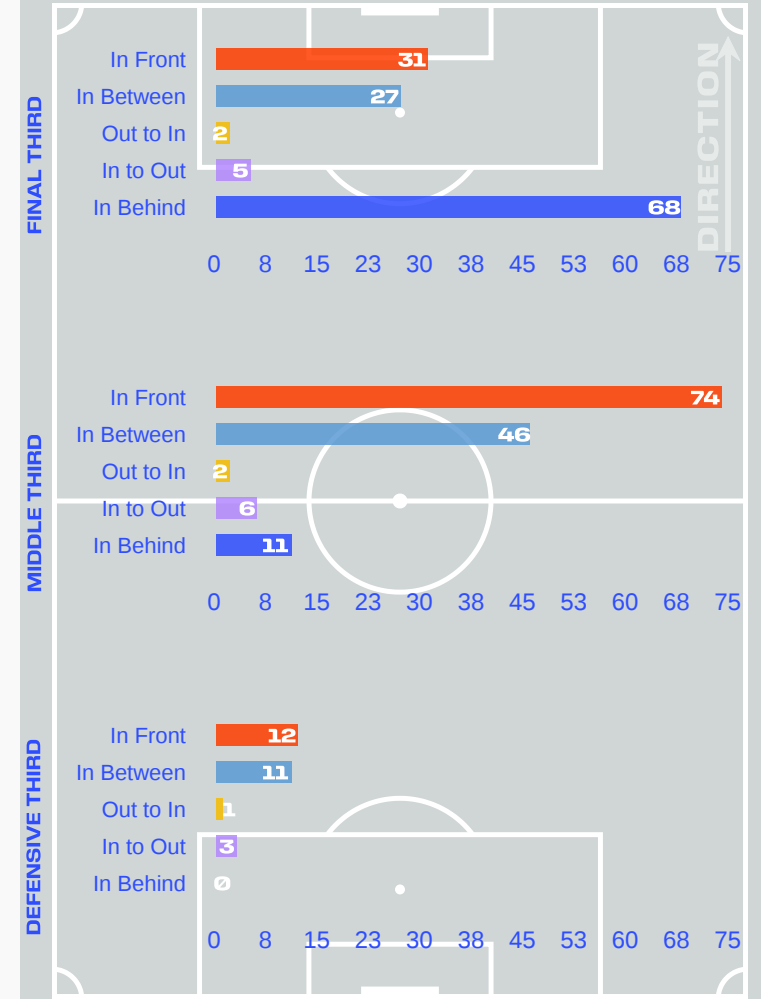


- In Front
- In Between
- Out to In
- In to Out
- In Behind

## Top Ranked Players

Type	Player	Movements
In Front	20 LUCAS PAQUETA	30
In Between	22 GABRIEL MARTINELLI	22
Out to In	7 VINICIUS JUNIOR	2
In to Out	8 BRUNO GUIMARAES	4
In Behind	7 VINICIUS JUNIOR	26

## Movement Types Pitch Third



# OUT OF POSSESSION



Scotland v Brazil

# Defensive Actions

**33**

**Forced Turnovers**

**37**

**Possession Regained**

**9**

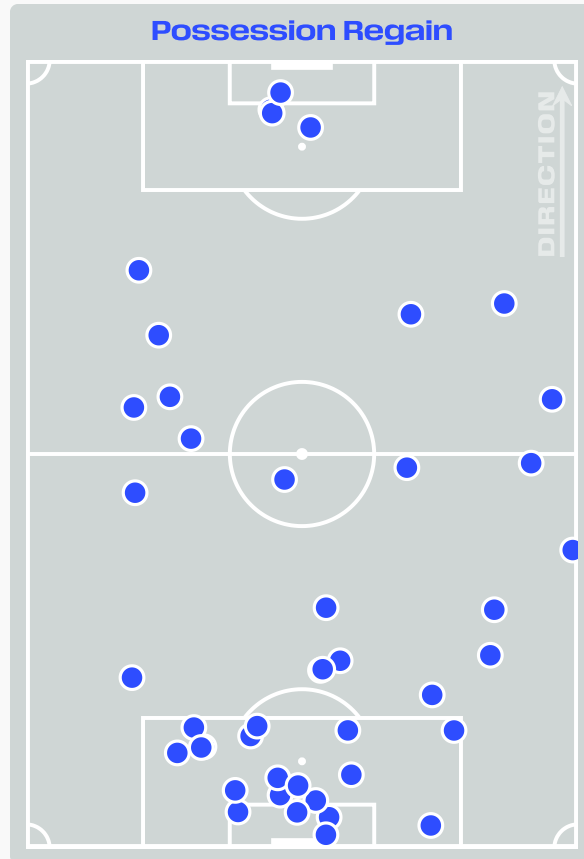
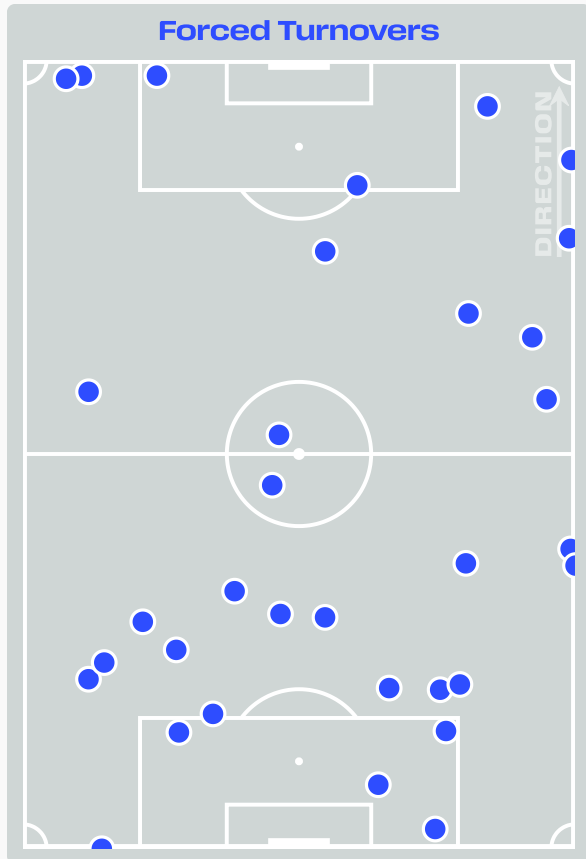
**Interceptions**

**23**

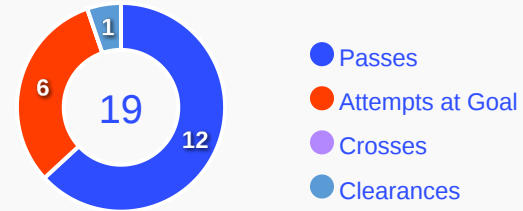
**Tackles**

**5.07**

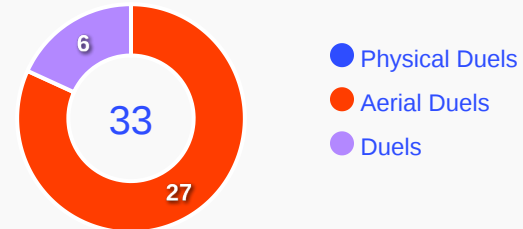
**Possession Actions / Defensive Action**



## Blocks



## Possession Contests



## Most Possession Regains

**9**

**Angus GUNN**

GOALKEEPER

#	Player	Total Possession Regains
1	Angus GUNN	9
3	Andy ROBERTSON	2
4	Scott McTOMINAY	3
7	John McGINN	1
13	Jack HENDRY	3
17	Ben GANNON-DOAK	2
19	Lewis FERGUSON	4
20	Lawrence SHANKLAND	1
22	Nathan PATTERSON	5
23	Kenny McLEAN	2
26	Scott McKENNA	5
6	Kieran TIERNEY	0
10	Che ADAMS	0
11	Ryan CHRISTIE	0
24	Anthony RALSTON	0
25	Findlay CURTIS	0

# Defensive Actions

**28**

**Forced Turnovers**

**41**

**Possession Regained**

**7**

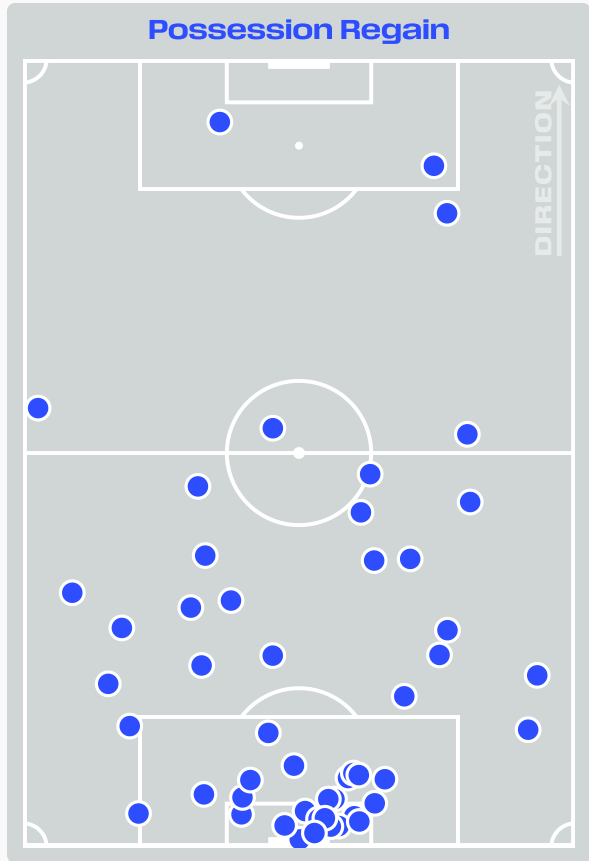
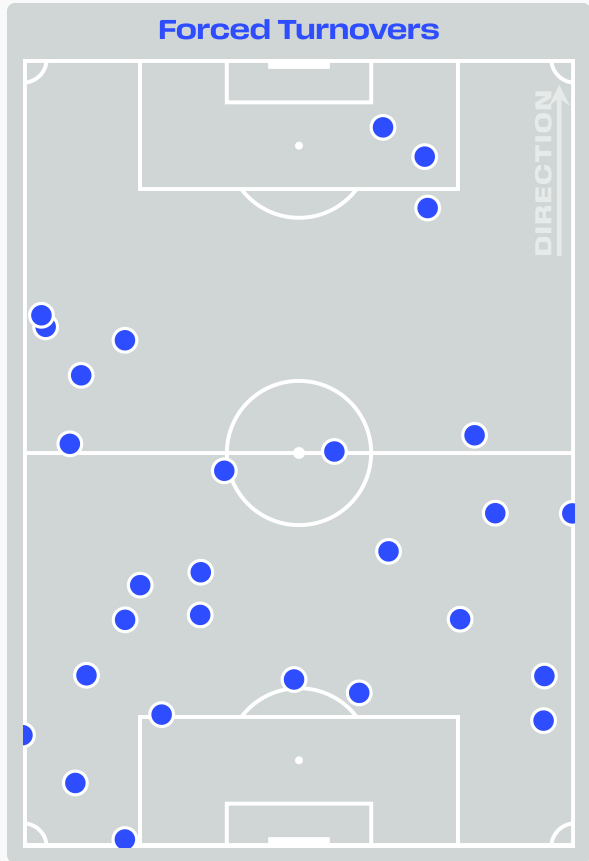
**Interceptions**

**23**

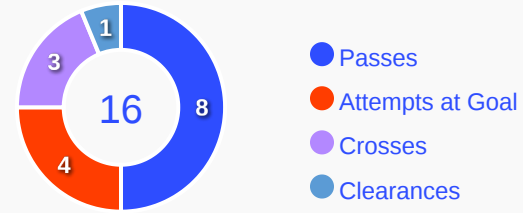
**Tackles**

**6.63**

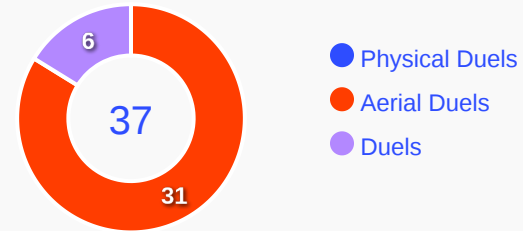
**Possession Actions / Defensive Action**



## Blocks



## Possession Contests



## Most Possession Regains

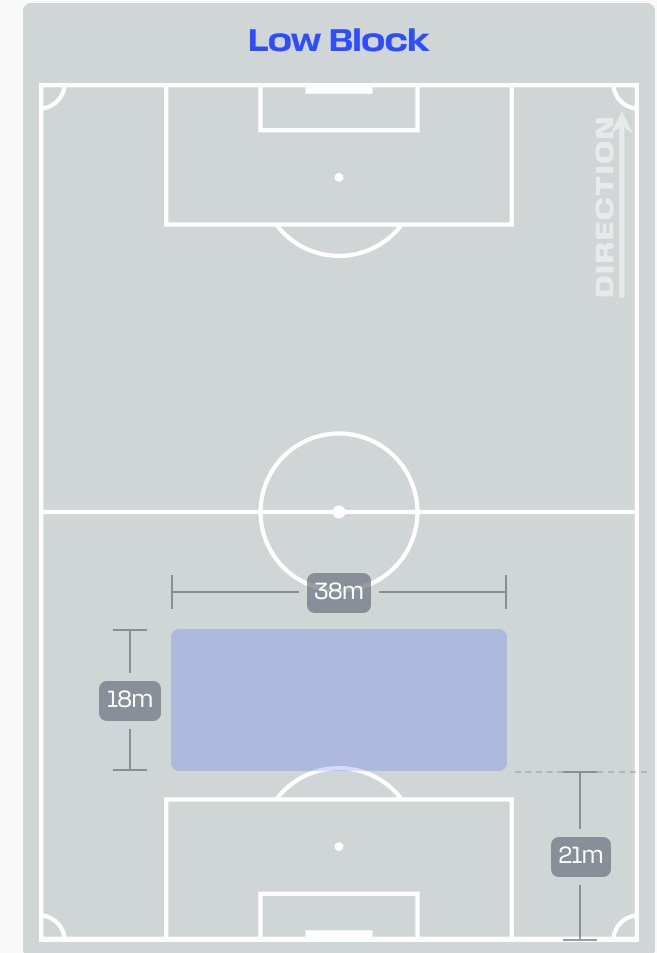
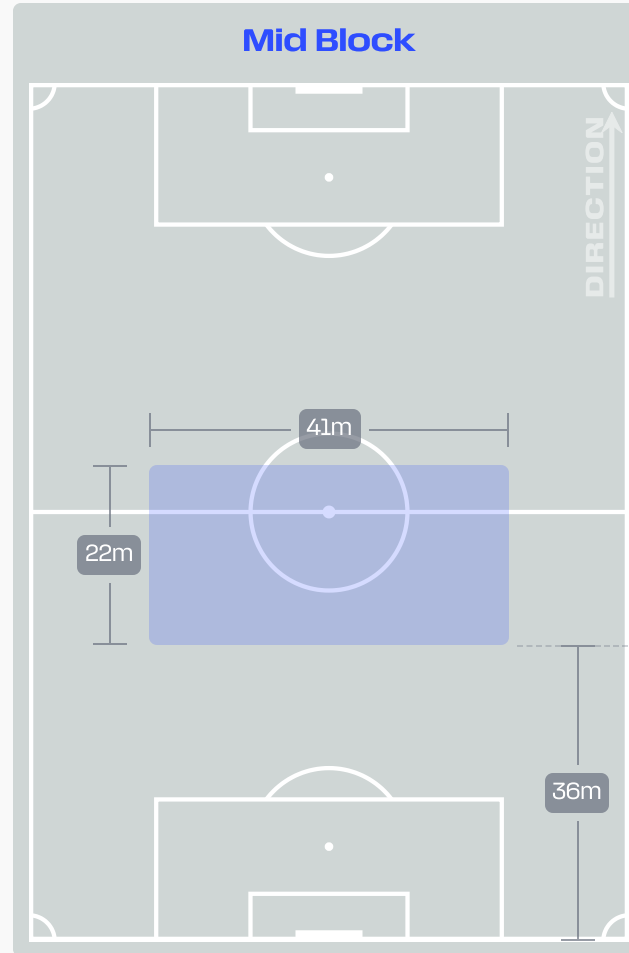
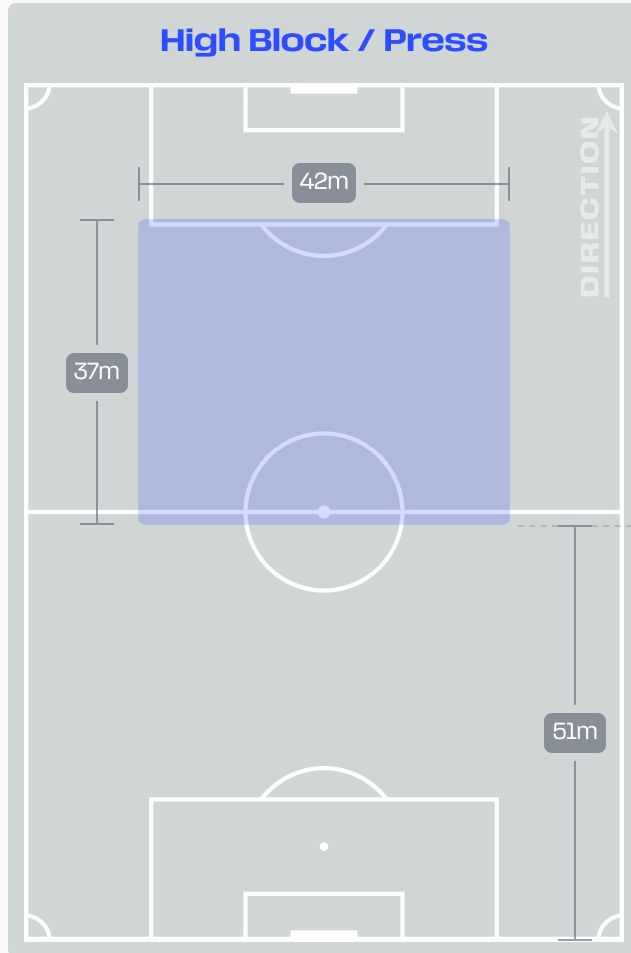
**8**

**GABRIEL MAGALHAES**

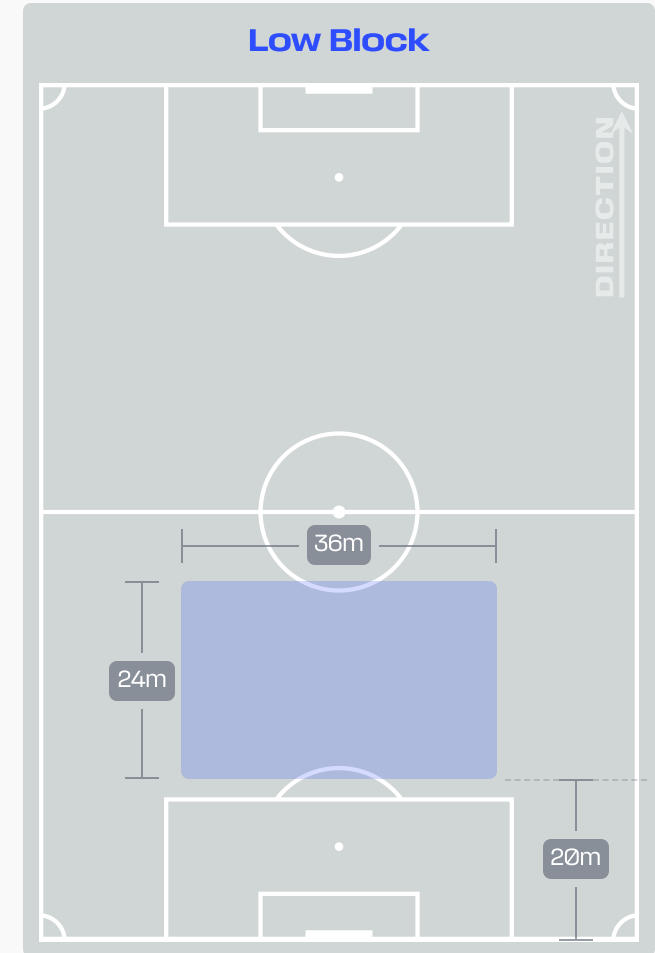
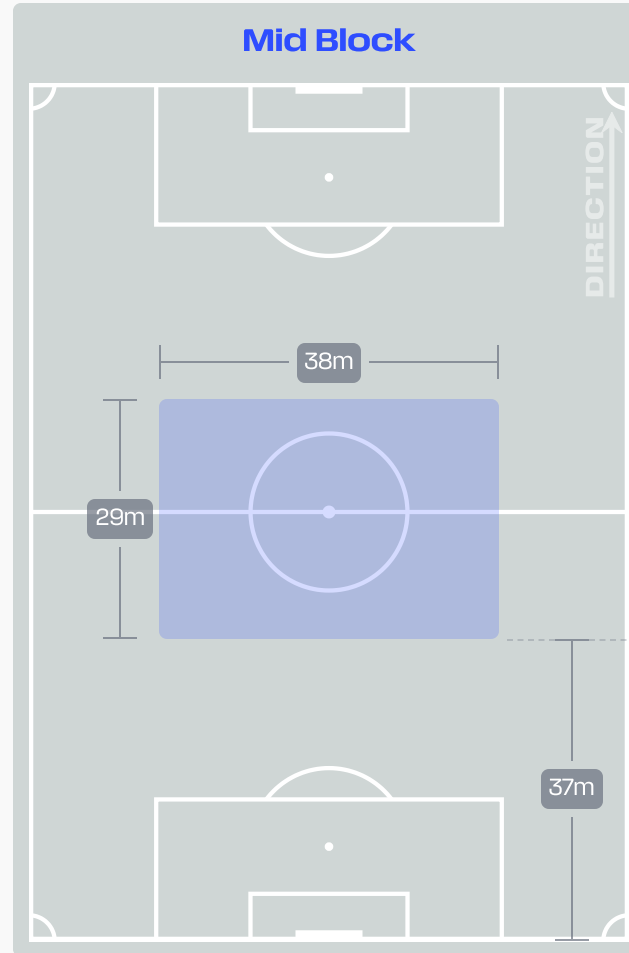
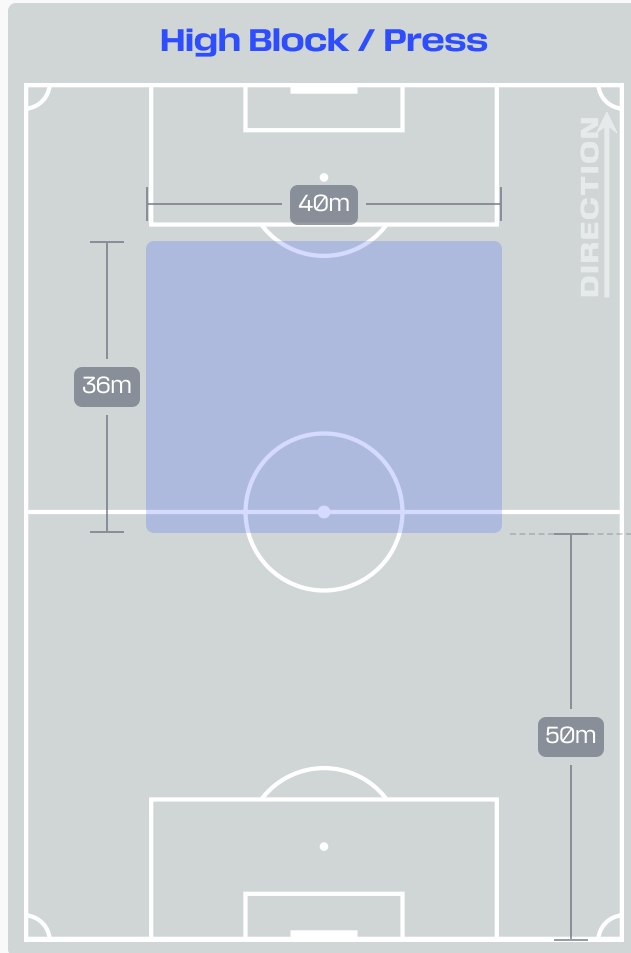
LEFT CENTRE BACK

#	Player	Total Possession Regains
1	ALISSON	6
3	GABRIEL MAGALHAES	8
4	MARQUINHOS	2
5	CASEMIRO	6
7	VINICIUS JUNIOR	0
8	BRUNO GUIMARAES	3
9	MATHEUS CUNHA	0
13	DANILO	1
16	DOUGLAS SANTOS	2
20	LUCAS PAQUETA	3
26	RAYAN	5
6	ALEX SANDRO	0
10	NEYMAR JR	0
17	FABINHO	2
19	ENDRICK	1
22	GABRIEL MARTINELLI	2

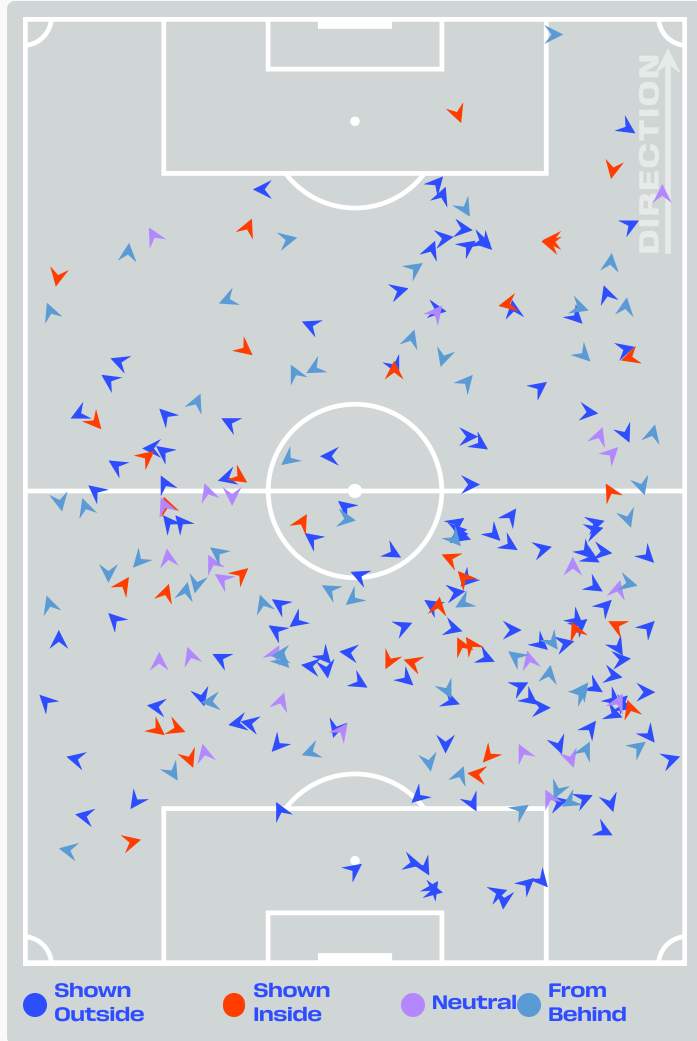
# Defensive Line Height & Team Length



# Defensive Line Height & Team Length



# Defensive Pressure



241	Total Pressures	227
34	Direct Pressures	24
1.6s	Avg Pressure Duration	1.59s
33	Forced Turnovers	28
23.3s	Ball Recovery Time	19.24s
82	Pushing on into Pressing	120
202	Pushing on	215
35	Pressing Direction Inside	38
127	Pressing Direction Outside	136

**Most Direct Pressures**

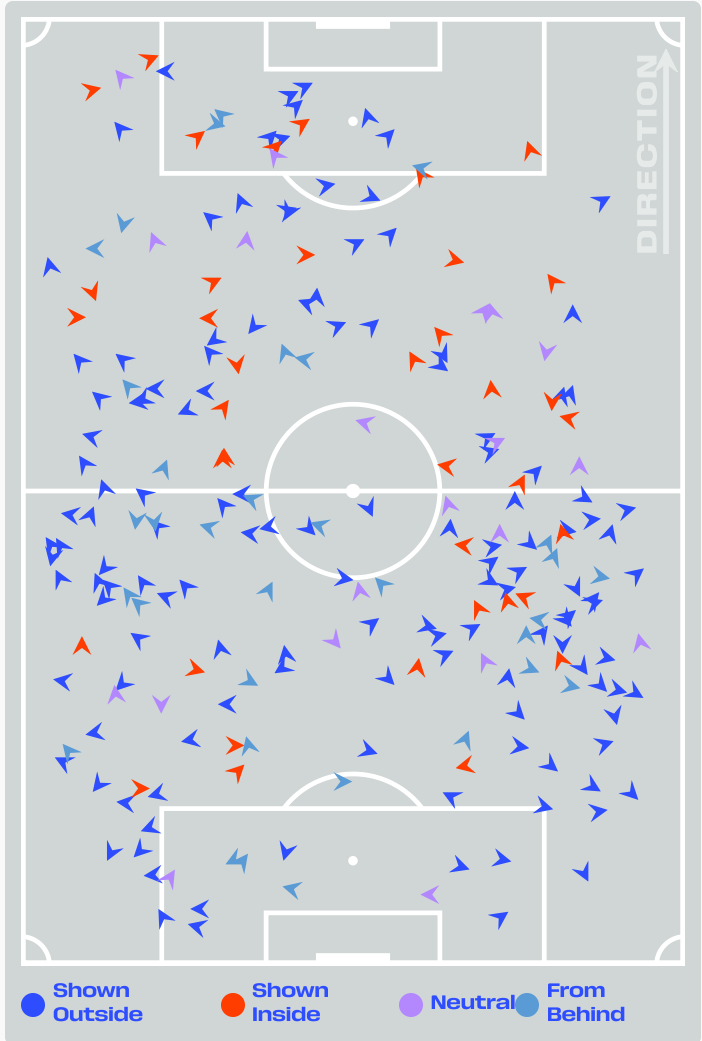
**9**

**Lewis FERGUSON**  
DEFENSIVE MIDFIELD CENTRE RIGHT

**Most Direct Pressures**

**4**

**CASEMIRO**  
CENTRE MIDFIELD



# GOALKEEPING



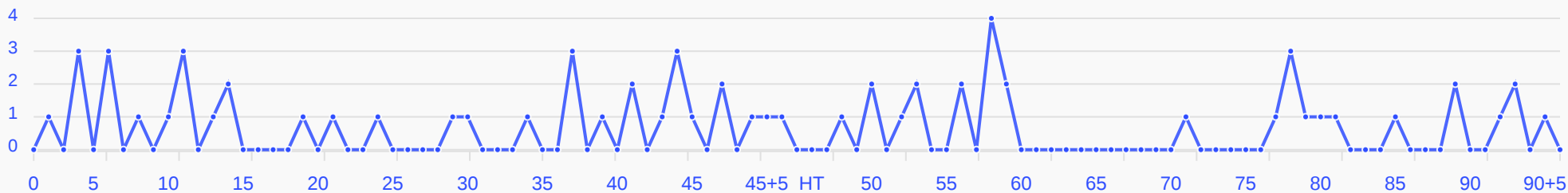
Scotland v Brazil

# Goalkeeping Involvement



**Scotland**

### Scotland GK Involvement Timeline



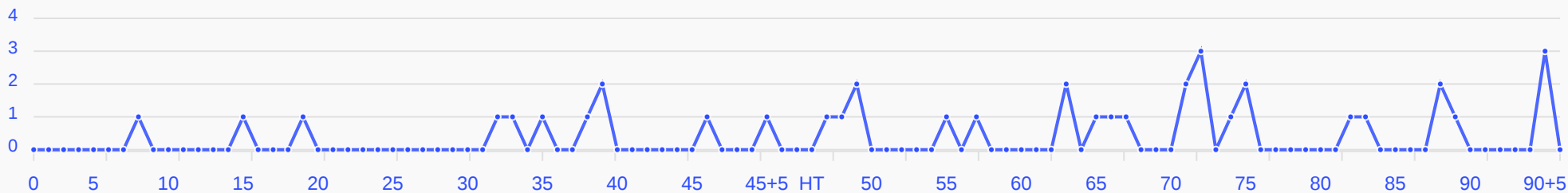
**68**

**Total Involvements**



**Brazil**


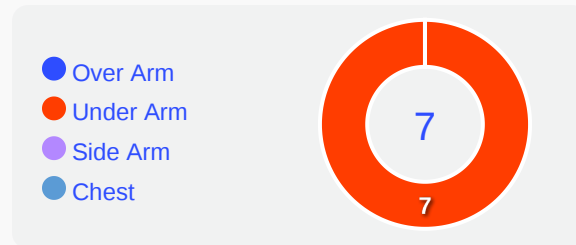
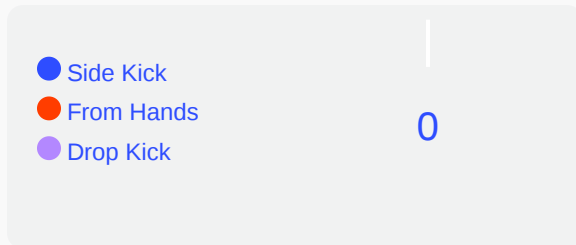
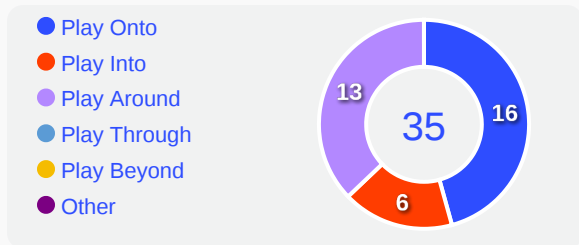
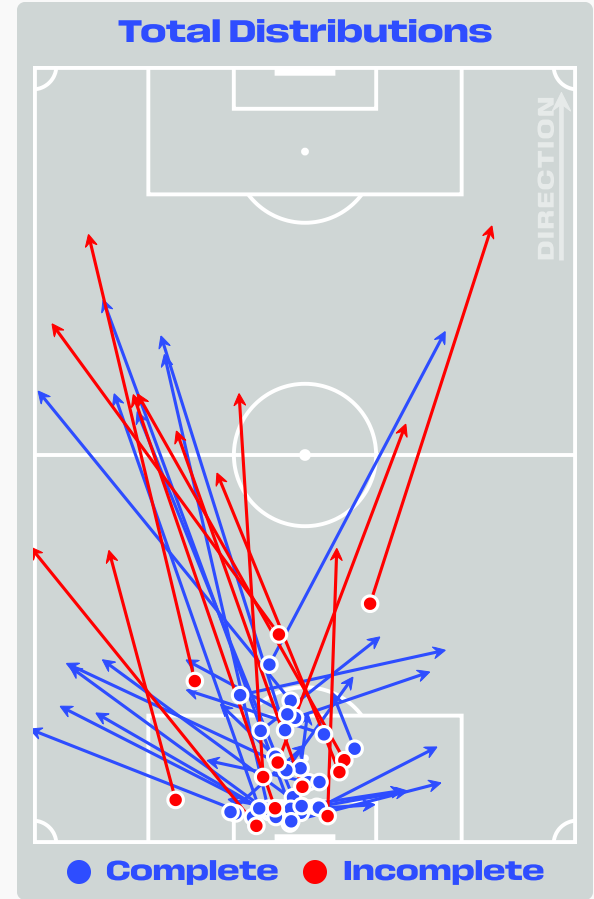
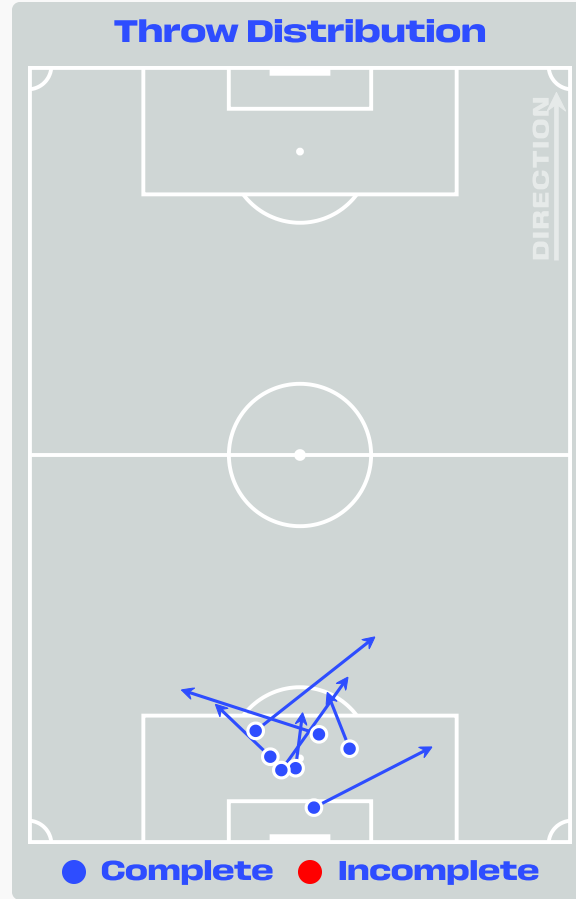
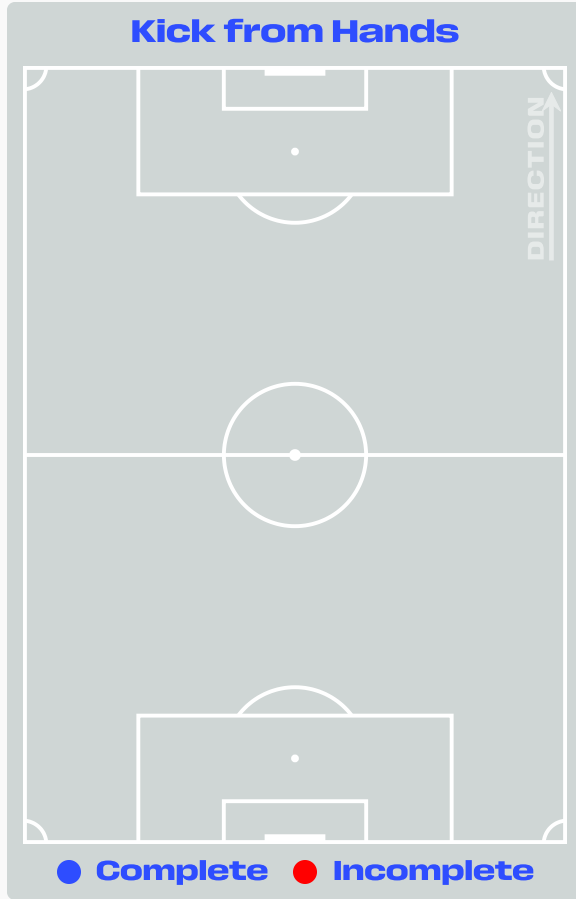
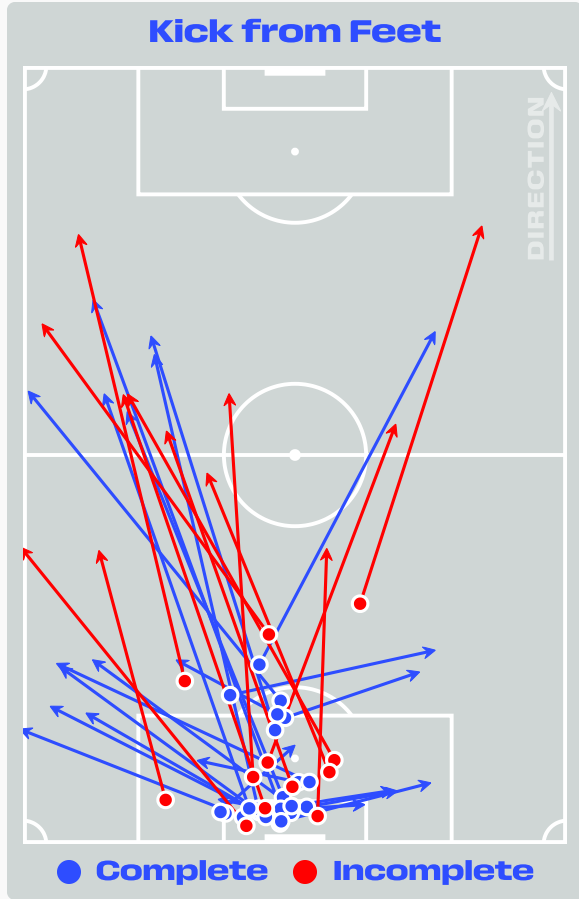
### Brazil GK Involvement Timeline




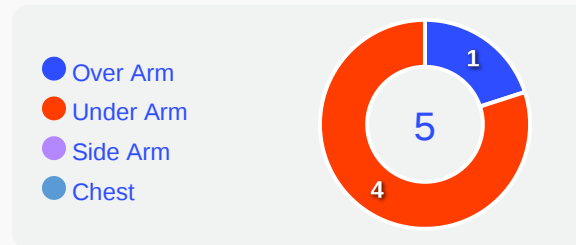
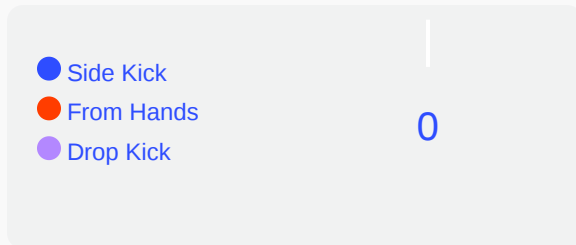
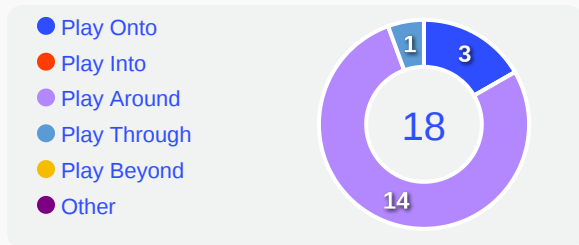
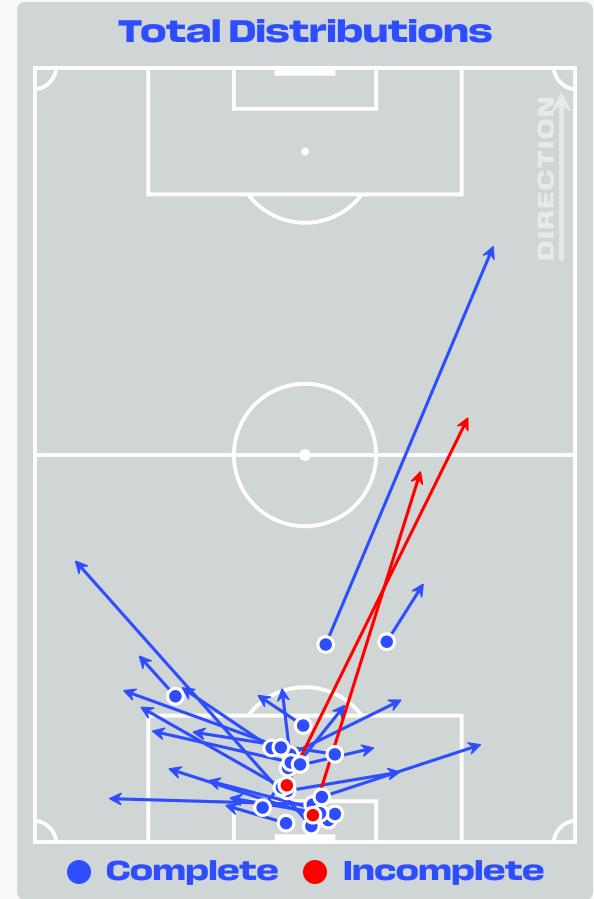
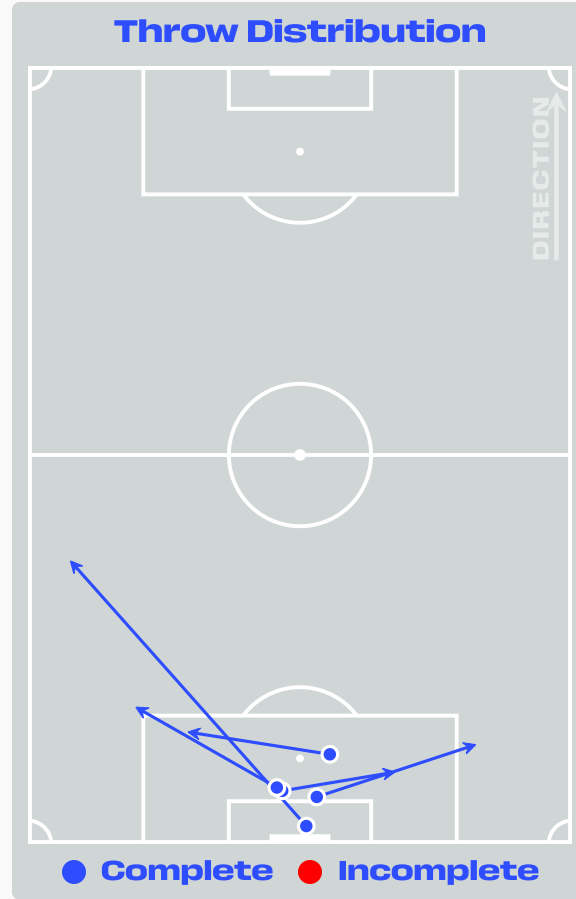
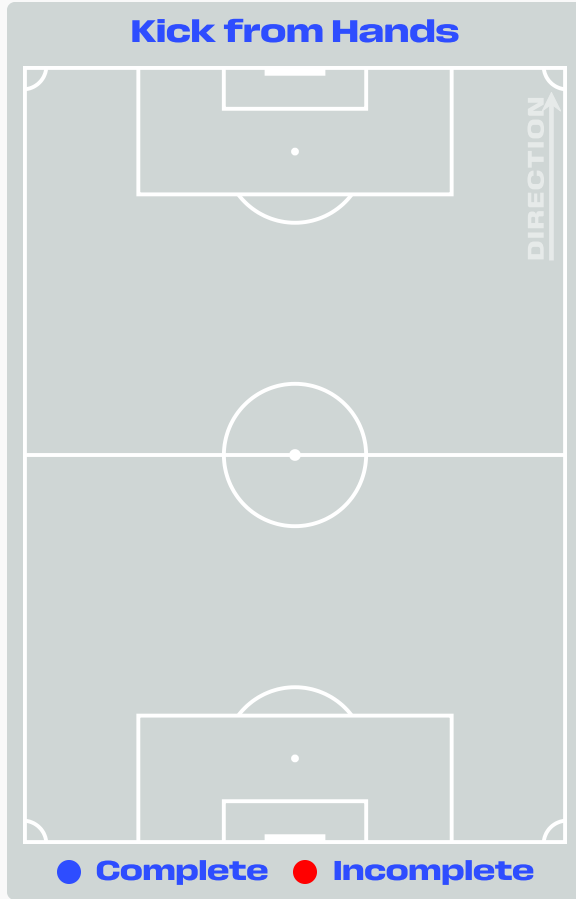
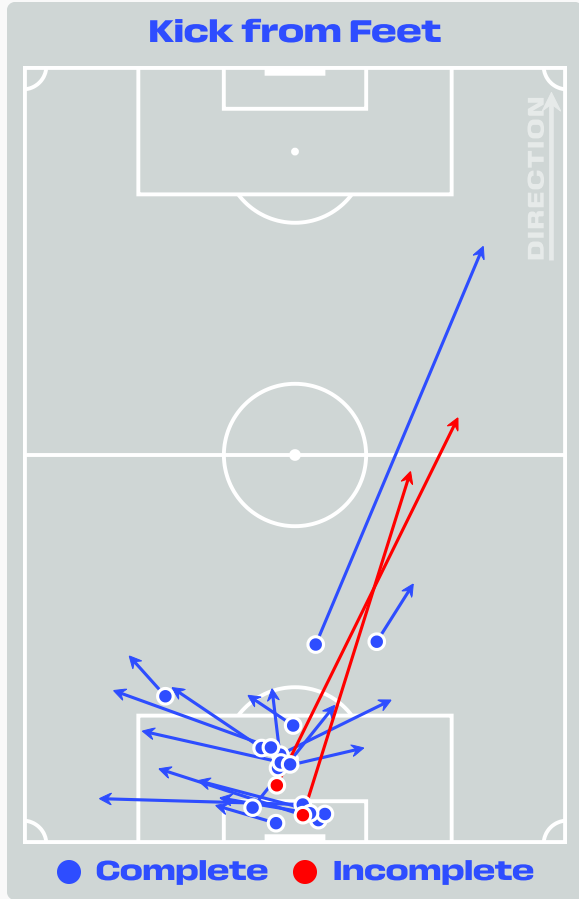
**39**

**Total Involvements**

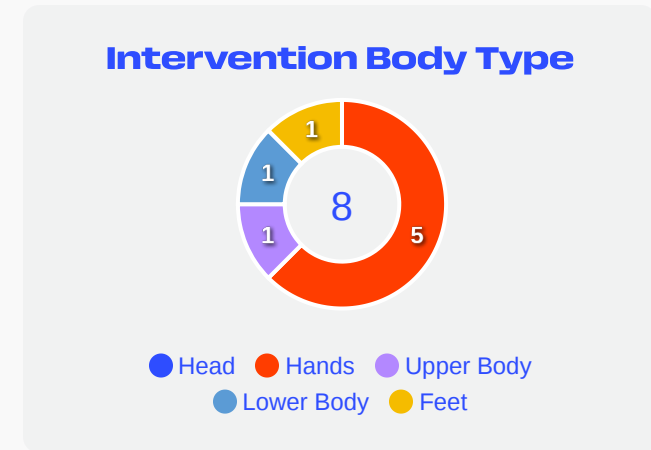
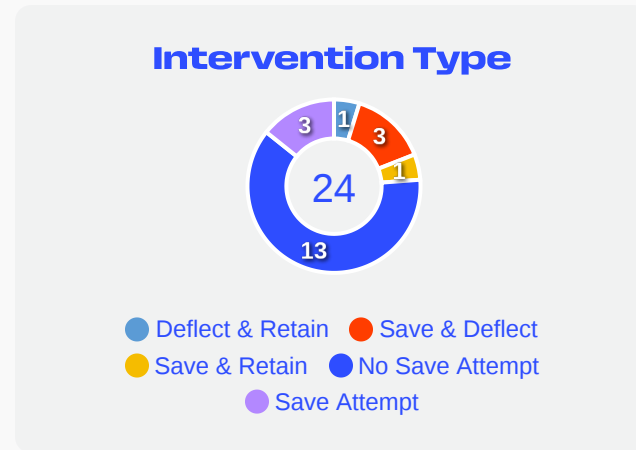
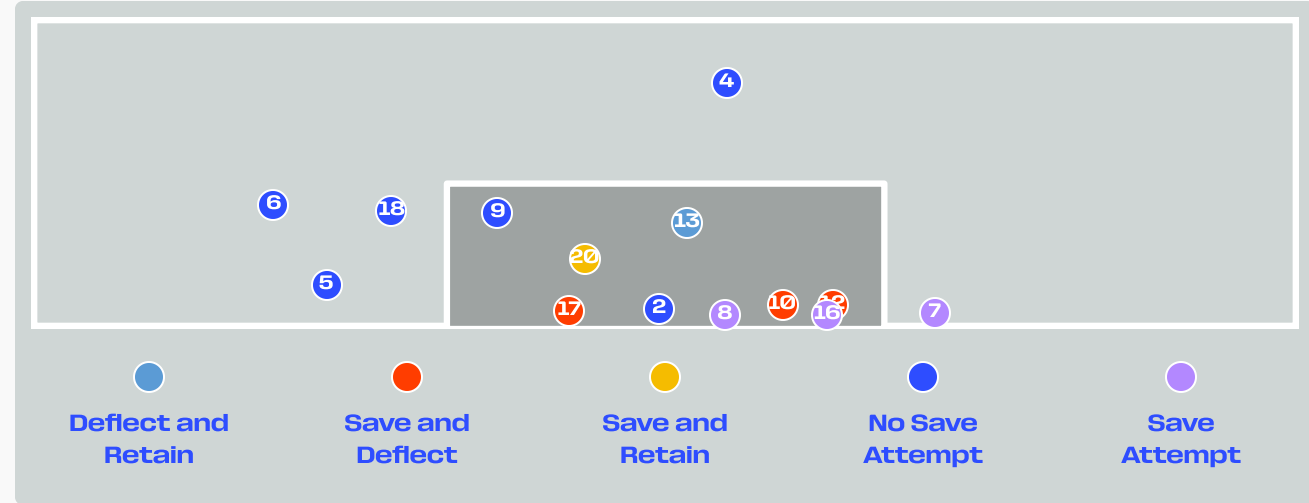
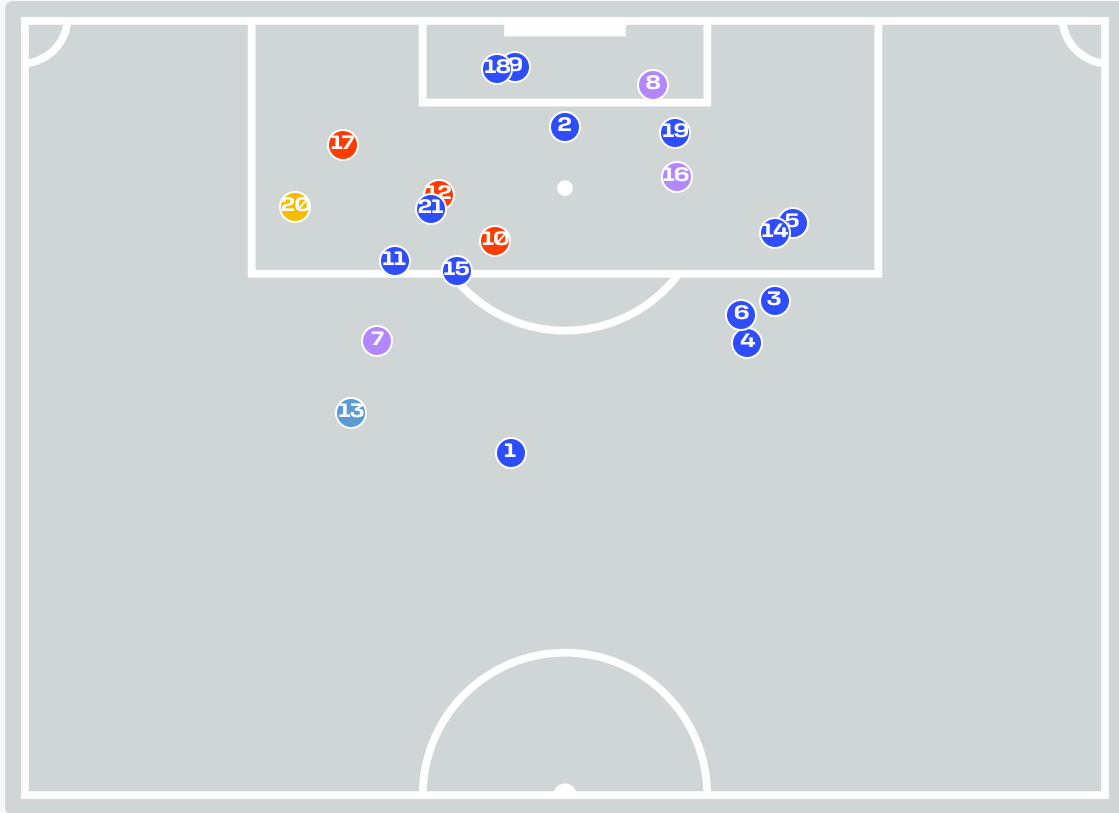
# Goalkeeping Distribution



# Goalkeeping Distribution



# Goal Prevention

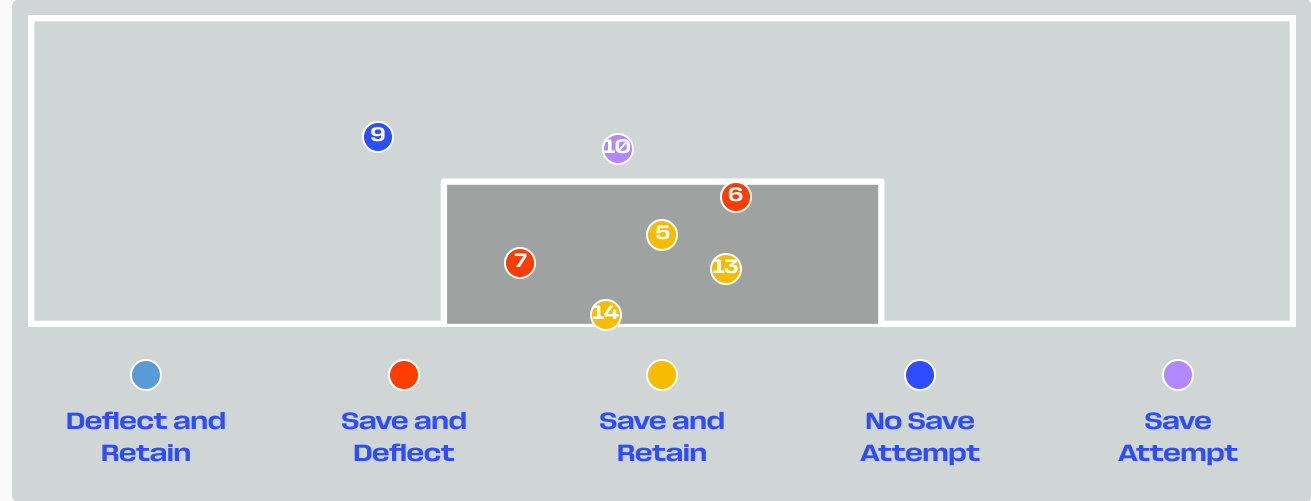
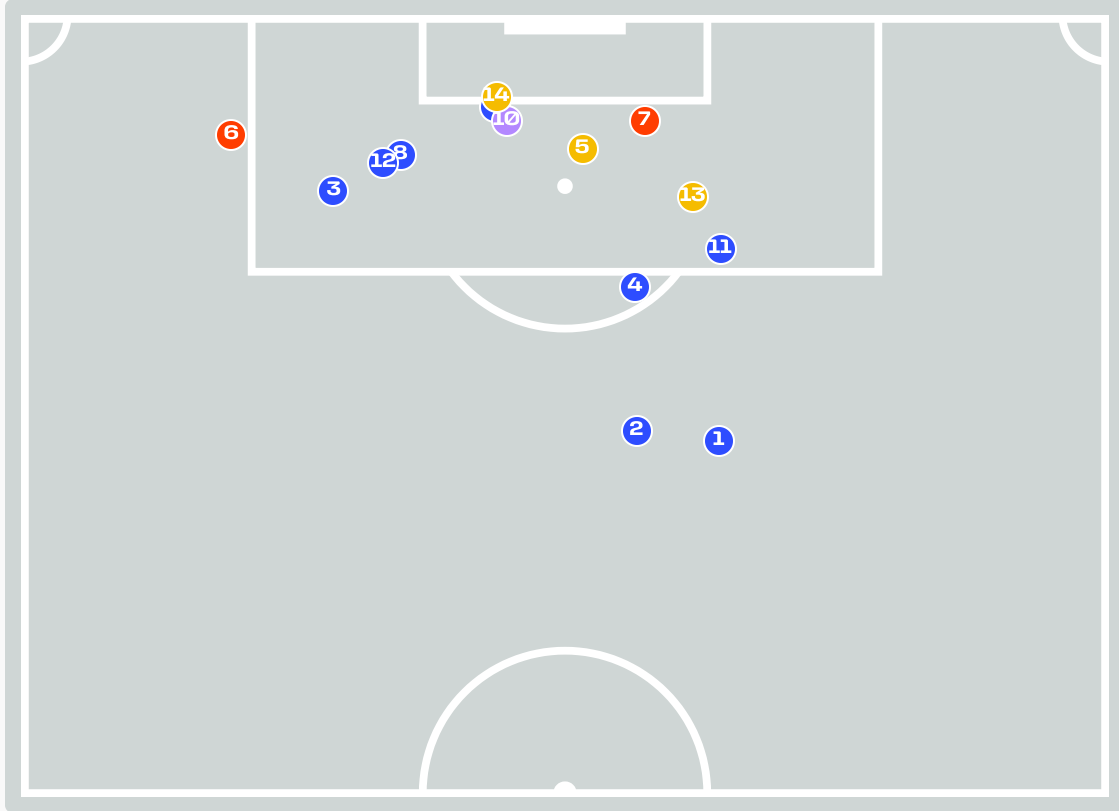


**21**  
Total Attempts on Goal Faced

**62**  
Save %

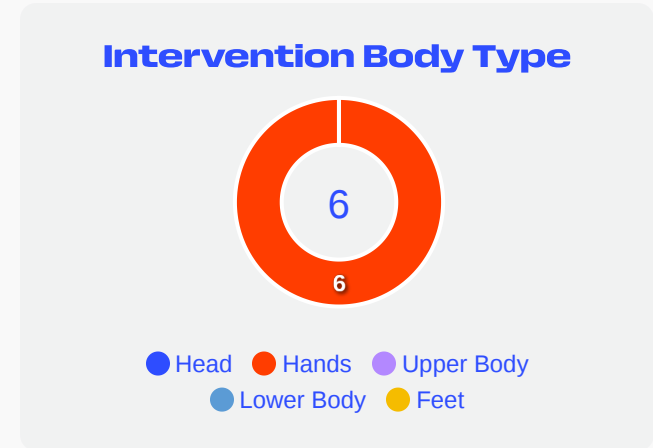
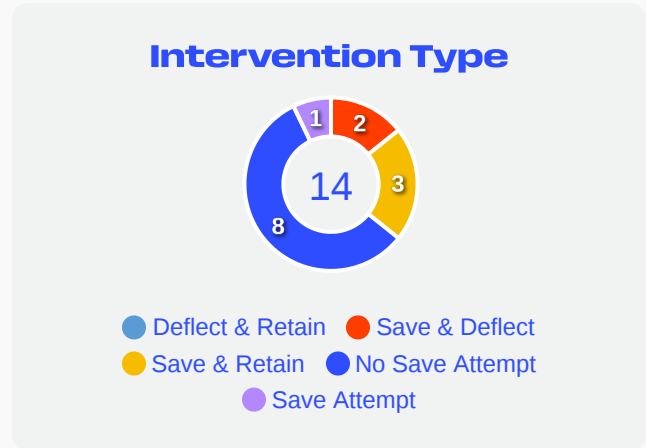
Total Attempts on Goal Faced	Total Goal Interventions	Save & Retain	Deflect & Retain	Save & Deflect	Save Attempt	No Save Attempt
21	4	1	1	3	3	13

# Goal Prevention



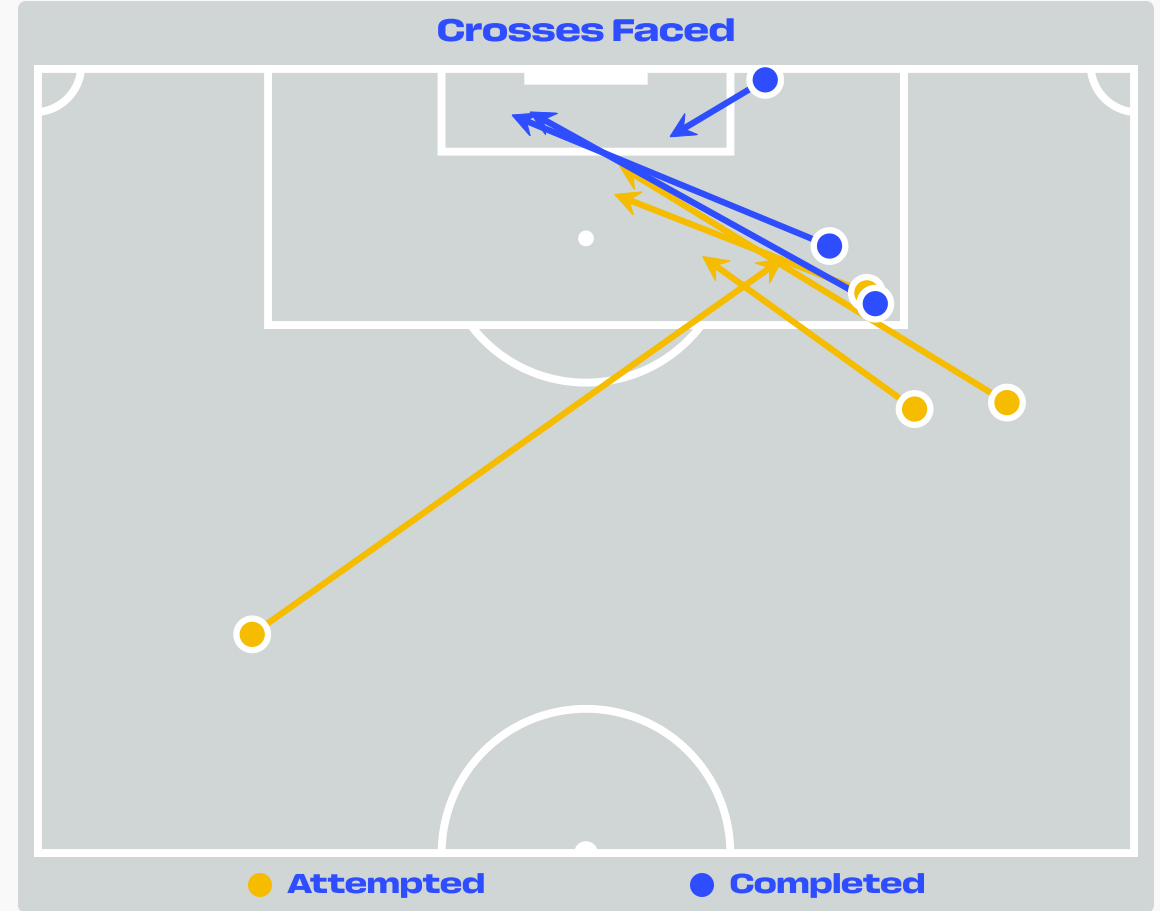


**14**  
Total Attempts on Goal Faced

**100**  
Save %



Total Attempts on Goal Faced	Total Goal Interventions	Save & Retain	Deflect & Retain	Save & Deflect	Save Attempt	No Save Attempt
14	5	3	0	2	1	8

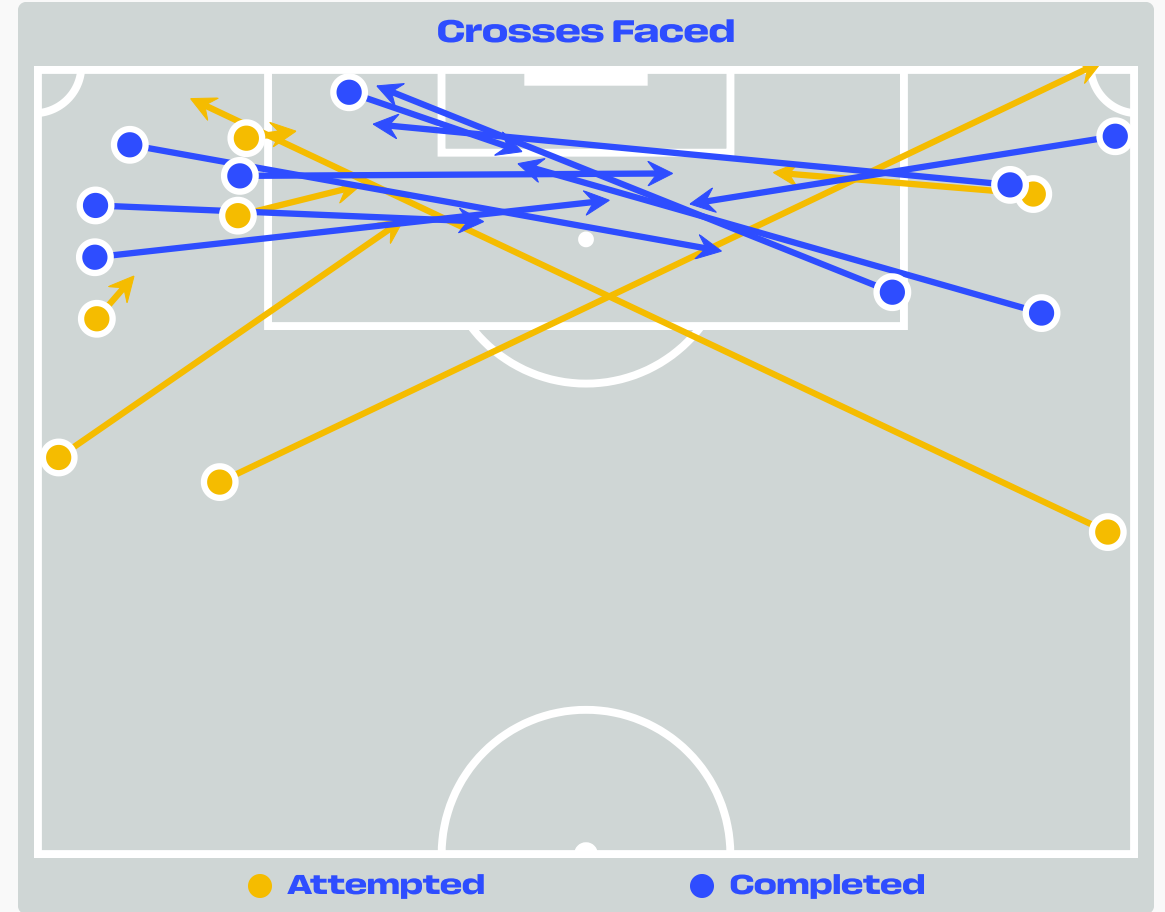


# Aerial Control



## Delivery Types Faced

Total	In Swing	Out Swing	Driven	Lofted	Cutback	Push
13	6	4	1	0	1	1

# Aerial Control



**Delivery Types Faced**

Total	In Swing	Out Swing	Driven	Lofted	Cutback	Push
24	9	8	1	2	1	3

# SET PLAYS



Scotland v Brazil

# Set Plays



34

**Total Set Plays**

11

**Total Free Kicks**

0

**Total Penalties**

7

**Total Corners**

16

**Total Throw Ins**

## Free Kicks

Type	Total
Direct	10
Direct (on target)	1
Direct (off target)	0
Indirect	1

## Corners

Delivery Type	From Left Side	From Right Side	Total
Direct to Area	6	1	7
Short	0	0	0
Edge of Penalty Area	0	0	0

## Corners

Delivery Style	Total
Inswing	7
Outswing	0
Driven	0
Lofted	0

# Set Plays

**26**  
Total Set Plays

**10**  
Total Free Kicks

**0**  
Total Penalties

**6**  
Total Corners

**10**  
Total Throw Ins

Free Kicks	
Type	Total
Direct	10
Direct (on target)	0
Direct (off target)	0
Indirect	0

Corners			
Delivery Type	From Left Side	From Right Side	Total
Direct to Area	4	1	5
Short	0	0	0
Edge of Penalty Area	0	1	1

Corners	
Delivery Style	Total
Inswing	4
Outswing	0
Driven	1
Lofted	0

# INDIVIDUAL DATA IN POSSESSION



Scotland v Brazil

## In Possession - Distributions



#	Player	Passes Attempted	Passes Completed	Pass Completion %	Switches of Play	Crosses Attempted	Crosses Completed	Line Breaks Attempted	Line Breaks Completed	Line Break Completion %	Ball Progressions	Take Ons	Step Ins	Attempts at Goal	Goals
1	Angus GUNN	42	30	71%	0	0	0	21	10	48%	0	0	0	0	0
3	Andy ROBERTSON	37	33	89%	0	3	0	8	4	50%	0	0	0	0	0
4	Scott McTOMINAY	30	27	90%	0	0	0	6	4	67%	2	1	1	4	0
7	John McGINN	30	28	93%	0	5	4	8	7	88%	2	1	1	0	0
13	Jack HENDRY	54	51	94%	0	0	0	10	8	80%	1	0	1	0	0
17	Ben GANNON-DOAK	19	19	100%	0	1	0	4	2	50%	2	2	0	2	0
19	Lewis FERGUSON	91	86	95%	1	6	1	26	23	88%	2	1	1	2	0
20	Lawrence SHANKLAND	17	12	71%	0	0	0	3	0	0%	0	0	0	2	0
22	Nathan PATTERSON	65	60	92%	0	1	0	19	14	74%	2	1	1	0	0
23	Kenny McLEAN	47	42	89%	0	1	0	14	13	93%	2	0	2	1	0
26	Scott McKENNA	52	49	94%	1	0	0	9	8	89%	0	0	0	0	0
6	Kieran TIERNEY	31	24	77%	2	5	3	7	4	57%	0	0	0	1	0
10	Che ADAMS	0	0	0%	0	0	0	0	0	0%	0	0	0	0	0
11	Ryan CHRISTIE	4	4	100%	0	1	1	1	1	100%	0	0	0	1	0
24	Anthony RALSTON	1	1	100%	0	1	1	1	1	100%	1	1	0	1	0
25	Findlay CURTIS	0	0	0%	0	0	0	0	0	0%	1	0	1	0	0



## In Possession - Distributions

#	Player	Passes Attempted	Passes Completed	Pass Completion %	Switches of Play	Crosses Attempted	Crosses Completed	Line Breaks Attempted	Line Breaks Completed	Line Break Completion %	Ball Progressions	Take Ons	Step Ins	Attempts at Goal	Goals
1	ALISSON	23	21	91%	0	0	0	5	3	60%	0	0	0	0	0
3	GABRIEL MAGALHAES	96	92	96%	0	0	0	24	21	88%	0	0	0	1	0
4	MARQUINHOS	87	84	97%	0	0	0	11	8	73%	0	0	0	0	0
5	CASEMIRO	36	33	92%	0	0	0	7	6	86%	0	0	0	1	0
7	VINICIUS JUNIOR	29	22	76%	0	1	1	6	4	67%	8	8	0	8	2
8	BRUNO GUIMARAES	45	37	82%	0	3	1	15	9	60%	2	2	0	1	0
9	MATHEUS CUNHA	25	23	92%	0	0	0	8	5	62%	4	3	1	5	1
13	DANILO	69	66	96%	0	2	1	19	15	79%	0	0	0	0	0
16	DOUGLAS SANTOS	44	43	98%	0	0	0	7	6	86%	0	0	0	1	0
20	LUCAS PAQUETA	56	47	84%	0	2	0	19	14	74%	1	1	0	1	0
26	RAYAN	27	27	100%	0	1	0	1	1	100%	3	2	1	2	0
6	ALEX SANDRO	13	13	100%	0	0	0	3	3	100%	0	0	0	0	0
10	NEYMAR JR	14	12	86%	0	4	1	6	5	83%	2	0	2	1	0
17	FABINHO	27	27	100%	0	0	0	3	3	100%	0	0	0	0	0
19	ENDRICK	8	8	100%	0	0	0	2	2	100%	0	0	0	0	0
22	GABRIEL MARTINELLI	16	16	100%	0	0	0	3	3	100%	0	0	0	0	0

## In Possession - Offers &amp; Receptions

			Offer movement types						
#	Player	Total Offers	In Front	In Between	Out to In	In to Out	In Behind	No Movement	Offers Received
1	ALISSON	1	0	0	0	0	0	1	0
3	GABRIEL MAGALHAES	19	2	0	0	0	0	17	9
4	MARQUINHOS	8	0	0	0	0	0	8	6
5	CASEMIRO	13	5	3	0	0	0	5	11
7	VINICIUS JUNIOR	52	6	6	2	1	26	11	16
8	BRUNO GUIMARAES	58	22	17	0	4	11	4	22
9	MATHEUS CUNHA	33	13	12	0	1	6	1	17
13	DANILO	36	6	1	0	0	12	17	15
16	DOUGLAS SANTOS	9	2	0	0	1	4	2	3
20	LUCAS PAQUETA	50	30	9	2	4	1	4	26
26	RAYAN	15	0	2	1	0	9	3	8
6	ALEX SANDRO	6	1	0	0	0	2	3	2
10	NEYMAR JR	12	1	6	0	3	0	2	7
17	FABINHO	18	10	5	0	0	0	3	10
19	ENDRICK	8	3	1	0	0	4	0	3
22	GABRIEL MARTINELLI	45	16	22	0	0	4	3	11

# INDIVIDUAL DATA OUT OF POSSESSION



Scotland v Brazil



## Out of Possession



#	Player	Tackles Made / Won	Blocks	Interceptions	Pressing Direct	Pressing Indirect	Duels Won - Aerial	Duels Won - Physical	Possession Contests won	Clearances	Loose Ball Receptions	Pushing On	Pushing On into Pressing	Possession Regains	Possession Interrupted
1	ALISSON	0 / 0	0	0	0	0	0	0	0	0	2	0	0	6	0
3	GABRIEL MAGALHAES	4 / 1	0	2	2	5	5	0	5	5	4	14	5	8	2
4	MARQUINHOS	0 / 0	0	1	0	7	1	0	1	4	1	10	2	2	2
5	CASEMIRO	4 / 0	4	0	4	8	0	0	1	6	3	4	1	6	6
7	VINICIUS JUNIOR	0 / 0	1	0	0	28	1	0	2	0	2	22	14	0	0
8	BRUNO GUIMARAES	2 / 0	2	0	4	28	0	0	0	1	10	23	12	3	2
9	MATHEUS CUNHA	1 / 0	1	0	1	27	2	0	3	2	1	30	17	0	2
13	DANILO	2 / 1	3	0	1	12	1	0	2	6	6	19	11	1	5
16	DOUGLAS SANTOS	1 / 0	0	2	0	10	0	0	0	2	5	22	8	2	1
20	LUCAS PAQUETA	3 / 1	1	1	4	32	0	0	0	1	4	24	21	3	0
26	RAYAN	2 / 1	2	1	2	28	1	0	1	0	3	28	19	5	0
6	ALEX SANDRO	2 / 0	0	0	2	2	0	0	0	0	0	5	3	0	0
10	NEYMAR JR	1 / 0	0	0	1	9	0	0	0	0	2	4	4	0	0
17	FABINHO	0 / 0	0	0	1	1	3	0	3	4	0	5	1	2	2
19	ENDRICK	1 / 0	3	0	1	2	0	0	0	0	2	0	0	1	3
22	GABRIEL MARTINELLI	0 / 0	0	0	1	4	0	0	0	0	0	5	2	2	0

# INDIVIDUAL DATA PHYSICAL



Scotland v Brazil

## Physical Data



#	Player	Total Distance (m)	Zone 1: 0-7 km/h (m)	Zone 2: 7-15 km/h (m)	Zone 3: 15-20 km/h (m)	Zone 4: 20-25 km/h (m)	Zone 5: 25+ km/h (m)	High Speed Runs (Zone 3)	Sprints (Zone 4 & 5)	Top Speed (km/h)
1	Angus GUNN	5665.9	4471.7	1133.3	44.1	16.7	0	4.0	2.0	23.3
3	Andy ROBERTSON	4878.0	2381.4	1641.2	410.4	262.7	182.3	41.0	23.0	32.0
4	Scott McTOMINAY	11659.9	4038.3	5640.0	1433.2	442.1	106.3	122.0	33.0	29.7
7	John McGINN	9718.4	4373.9	3888.9	1102.7	329.5	23.3	103.0	26.0	27.6
13	Jack HENDRY	9909.2	4391.7	3813.1	1069.1	404.5	230.8	99.0	36.0	33.6
17	Ben GANNON-DOAK	8530.2	3720.1	3341.1	800.7	415.4	253.0	70.0	32.0	34.3
19	Lewis FERGUSON	12044.0	3370.8	6402.2	1655.1	496.3	119.5	140.0	32.0	29.5
20	Lawrence SHANKLAND	10809.1	3903.9	5028.8	1370.7	420.9	84.8	122.0	32.0	28.1
22	Nathan PATTERSON	8683.4	3826.7	3330.3	978.1	376.5	171.8	89.0	32.0	30.3
23	Kenny McLEAN	11050.9	4020.1	5111.6	1295.3	526.6	97.2	115.0	33.0	29.2
26	Scott McKENNA	9598.7	4170.8	4397.6	695.2	231.3	103.9	63.0	17.0	30.0
6	Kieran TIERNEY	5462.9	2173.7	2267.1	610.1	246.0	165.9	51.0	26.0	32.6
10	Che ADAMS	703.1	154.8	312.0	162.7	69.6	4.0	16.0	4.0	25.6
11	Ryan CHRISTIE	1943.6	481.4	883.7	437.7	82.8	58.0	29.0	7.0	31.4
24	Anthony RALSTON	1776.7	576.4	849.8	234.4	75.6	40.4	17.0	6.0	27.6
25	Findlay CURTIS	811.2	204.2	342.1	162.4	29.3	73.1	11.0	4.0	33.8

## Physical Data



#	Player	Total Distance (m)	Zone 1: 0-7 km/h (m)	Zone 2: 7-15 km/h (m)	Zone 3: 15-20 km/h (m)	Zone 4: 20-25 km/h (m)	Zone 5: 25+ km/h (m)	High Speed Runs (Zone 3)	Sprints (Zone 4 & 5)	Top Speed (km/h)
1	ALISSON	5300.6	4778.0	520.0	2.7	0	0	0	0	15.7
3	GABRIEL MAGALHAES	10010.8	4427.3	4322.6	910.4	285.9	64.5	85.0	21.0	31.2
4	MARQUINHOS	9397.6	4167.3	4136.7	885.2	146.7	61.7	71.0	12.0	27.9
5	CASEMIRO	7829.9	2593.0	4147.1	763.3	232.6	93.9	66.0	20.0	29.3
7	VINICIUS JUNIOR	10096.1	5019.4	2833.1	1105.4	671.5	466.8	106.0	57.0	33.4
8	BRUNO GUIMARAES	12194.6	4232.5	5729.3	1835.4	350.4	47.0	155.0	29.0	28.9
9	MATHEUS CUNHA	8303.4	3740.5	2982.6	1176.3	304.0	100.0	96.0	31.0	30.7
13	DANILO	9662.4	4217.6	3421.1	1113.9	555.5	354.3	102.0	43.0	34.2
16	DOUGLAS SANTOS	8964.2	3169.1	4357.7	942.6	294.0	200.7	87.0	22.0	29.3
20	LUCAS PAQUETA	7650.5	3120.2	3242.6	872.0	345.7	70.0	81.0	27.0	28.8
26	RAYAN	8845.5	3628.8	3459.1	1088.8	449.9	218.8	92.0	38.0	33.2
6	ALEX SANDRO	1822.5	511.2	837.5	344.3	114.8	14.6	31.0	8.0	26.6
10	NEYMAR JR	2431.0	732.8	1161.7	379.9	141.2	15.4	33.0	8.0	26.4
17	FABINHO	3200.6	1232.6	1497.5	373.5	88.2	8.9	36.0	8.0	27.4
19	ENDRICK	1569.0	701.0	463.9	187.5	92.9	123.8	13.0	9.0	33.9
22	GABRIEL MARTINELLI	3404.7	1220.5	1464.4	437.6	129.1	153.1	36.0	11.0	34.1



TM