



Colombia 1 - 0 Congo DR

Group K - Match 48

23 June 2026

20:00 Kick Off

Guadalajara Stadium

POST MATCH SUMMARY REPORT

Match Summary - Teams



1 - 0

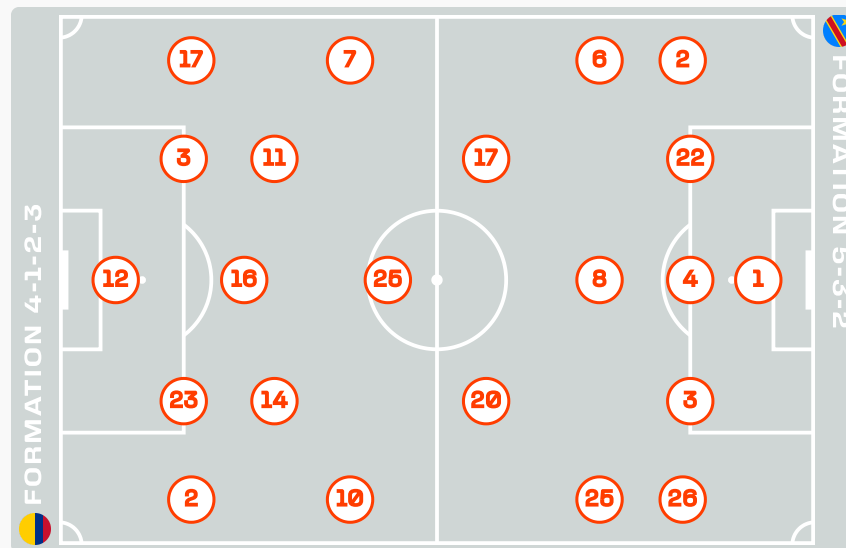


STARTING

- 12 GK Camilo VARGAS
- 2 DF Daniel MUNOZ 76'
- 3 DF Jhon LUCUMI 56'
- 7 FW Luis DIAZ
- 10 MF James RODRIGUEZ 58'
- 11 MF Jhon ARIAS 77'
- 14 DF Gustavo PUERTA
- 16 MF Jefferson LERMA 94'
- 17 DF Johan MOJICA
- 23 DF Davinson SANCHEZ
- 25 FW Luis SUAREZ 58'

SUBSTITUTES

- 1 GK David OSPINA
- 24 GK Alvaro MONTERO
- 4 DF Santiago ARIAS
- 5 MF Kevin CASTANO
- 6 MF Richard RIOS 77'
- 8 MF Jorge CARRASCAL
- 9 FW Jhon CORDOBA 58'
- 13 DF Verry MINA
- 15 MF Juan PORTILLA
- 18 DF Willer DITTA
- 19 FW Cucho HERNANDEZ
- 20 MF Juan QUINTERO 58'
- 21 FW Jaminton GAMPАЗ
- 22 DF Deiver MACHADO
- 26 FW Andres GOMEZ



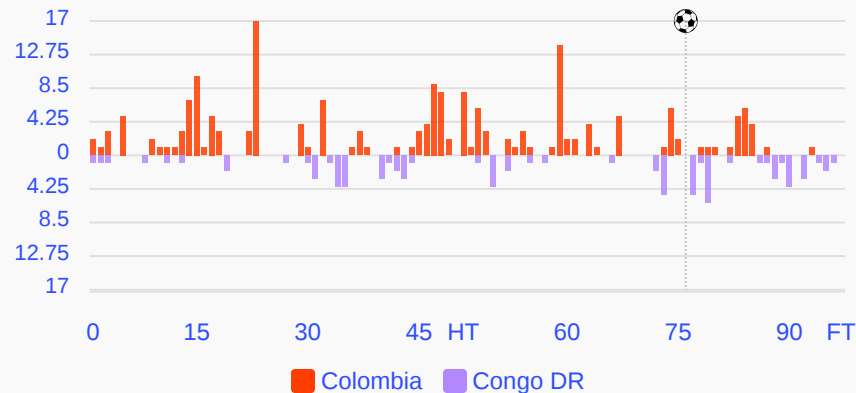
STARTING

- Lionel MPASI GK 1
- Aaron WAN-BISSAKA DF 2
- Steve KAPUADI DF 3
- Axel TUANZEBE DF 4
- 45' Ngalayel MUKAU MF 6
- 82' Samuel MOUTOUSSAMY MF 8
- 57' Cedric BAKAMBU FW 17
- Yoane WISSA FW 20
- Chancel MBEMBA DF 22
- 72' Edo KAYEMBE MF 25
- 72' Arthur MASUAKU DF 26

SUBSTITUTES

- Timothy FAVULU GK 16
- Matthieu EPOLO GK 21
- Dylan BATUBINSIKA DF 5
- 82' Nathanael MBUKU MF 7
- Brian CIPENGA FW 9
- Theo BONGONDA MF 10
- Gael KAKUTA FW 11
- 72' Joris KAYEMBE DF 12
- Meschack ELIA FW 13
- 45' Noah SADIKI MF 14
- Aaron TSHIBOLA MF 15
- 93' 72' Charles PICKEL MF 18
- Fiston MAVELE FW 19
- 57' Simon BANZA FW 23
- Gedeon KALULU DF 24

Distribution in the Final Third



Match Summary - Key Statistics



1 - 0



Possession

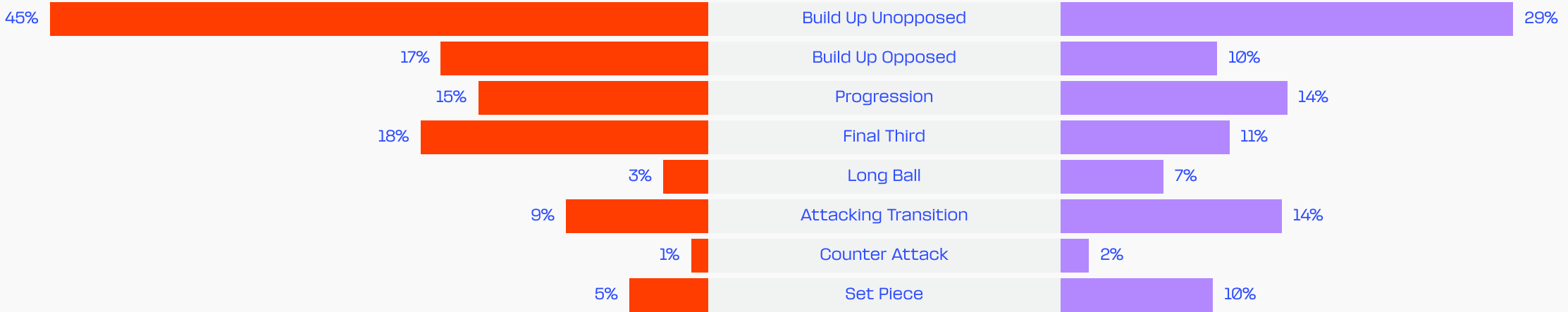
Total	58.5%	8.6%	32.9%	Total
1	Goals			0
1.54	xG (Expected Goals)			0.42
20 (9)	Attempts at Goal (On Target)			7 (1)
548 (475)	Total Passes (Complete)			315 (236)
87 %	Pass Completion %			75 %
94	Completed Line Breaks			51
10	Defensive Line Breaks			6
146	Receptions in the Final Third			56
14	Crosses			13
14	Ball Progressions			10
155 (31)	Defensive Pressures Applied (Direct Pressures)			300 (47)
40	Forced Turnovers			40
64	Second Balls			59
104 km	Total Distance Covered			106 km
5 km	Zone 4 - Low Speed Sprinting: 20-25 km/h			5.1 km



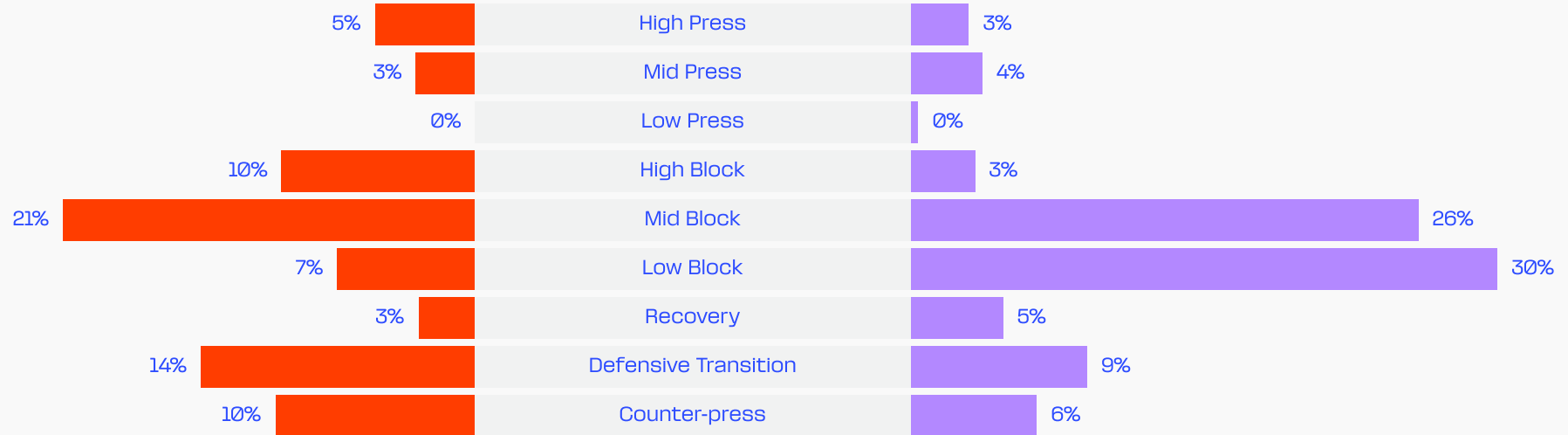
Phases of Play



IN POSSESSION



OUT OF POSSESSION

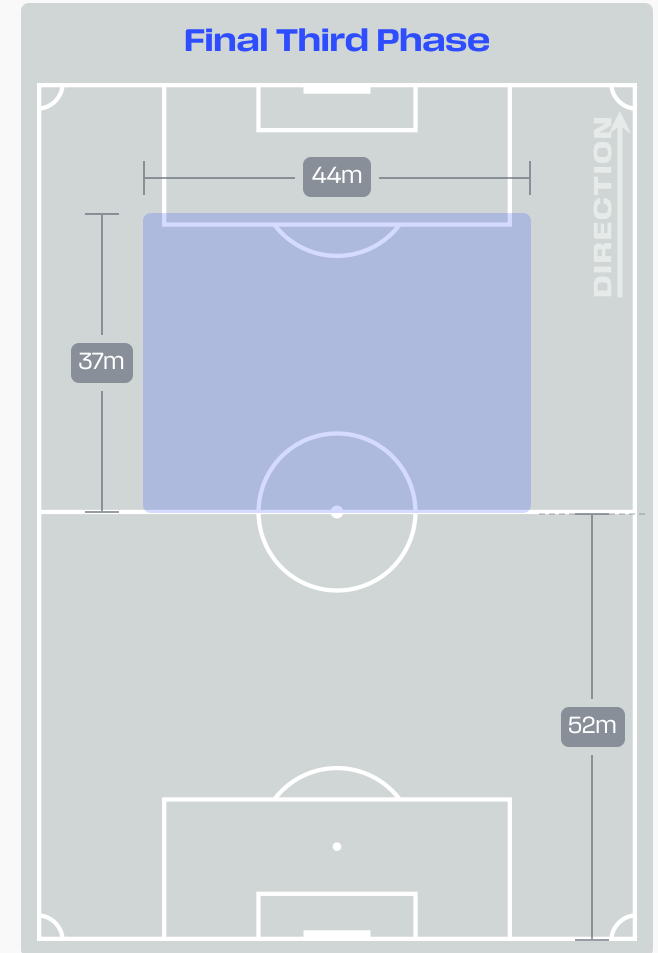
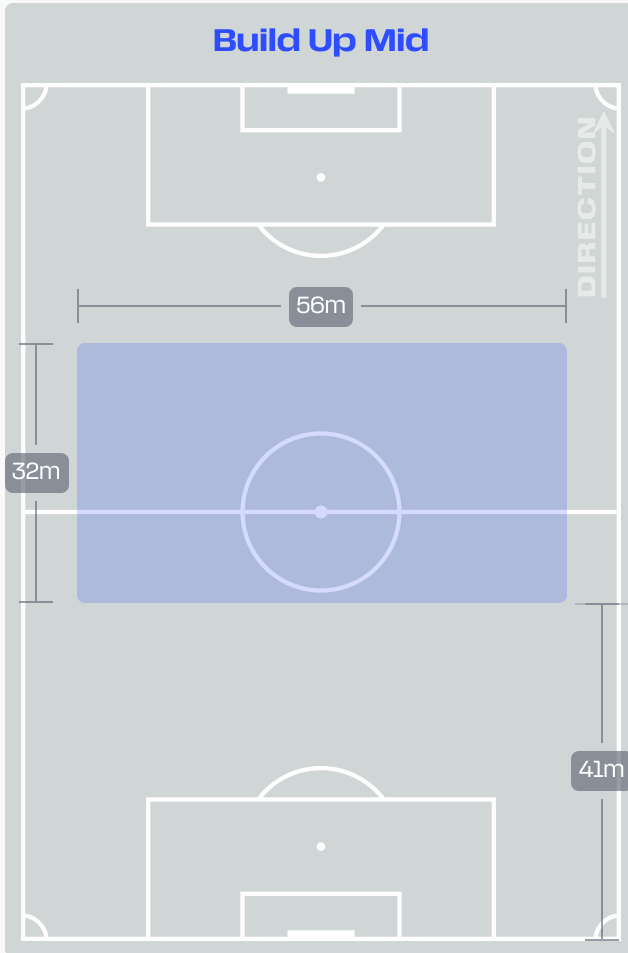
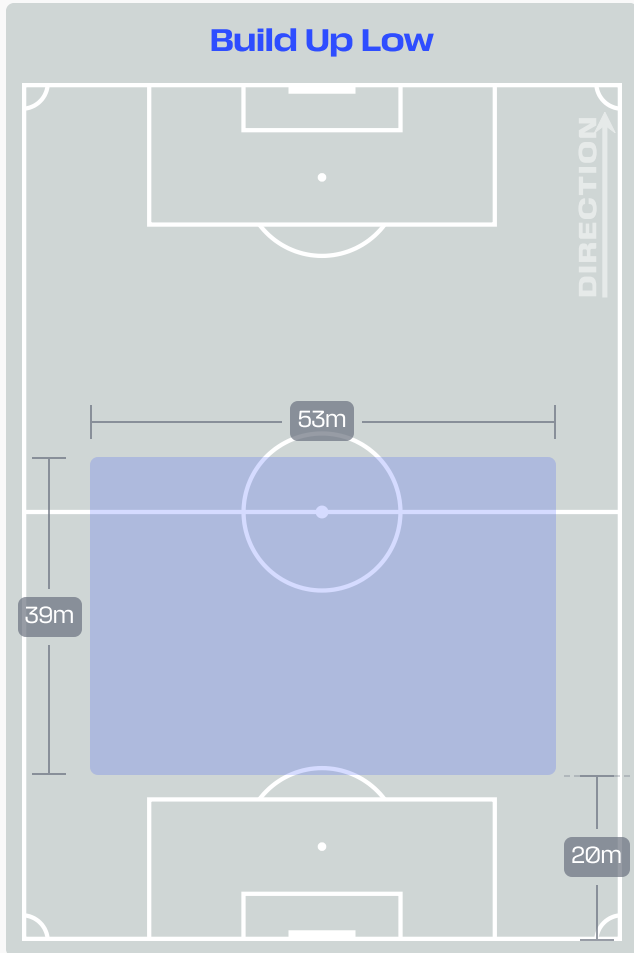


IN POSSESSION

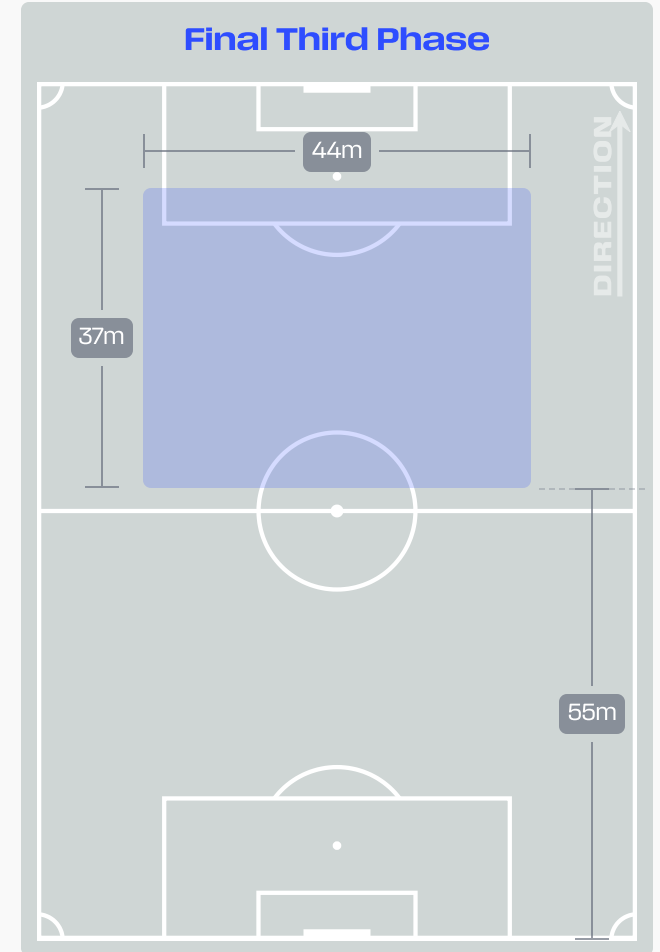
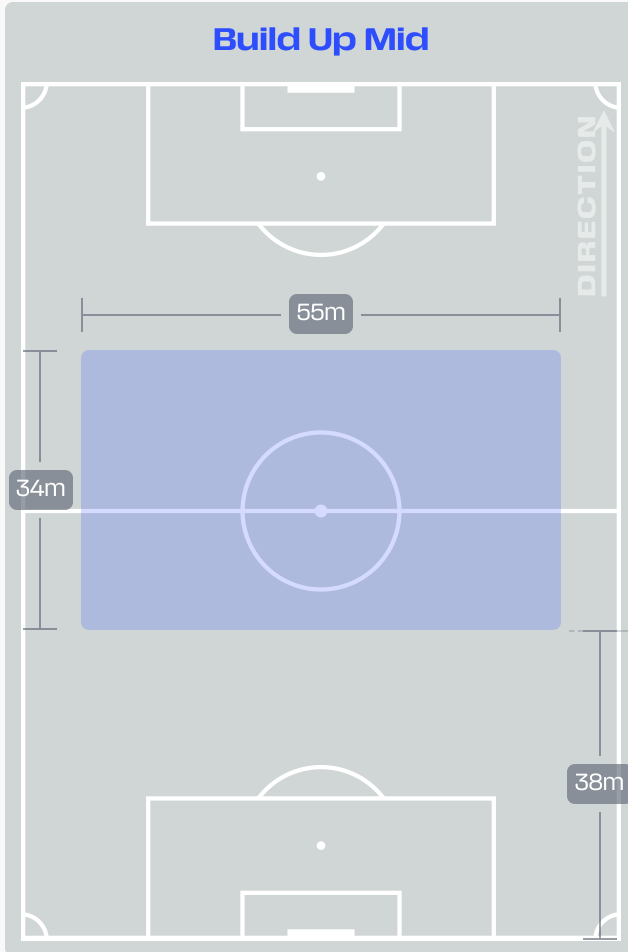
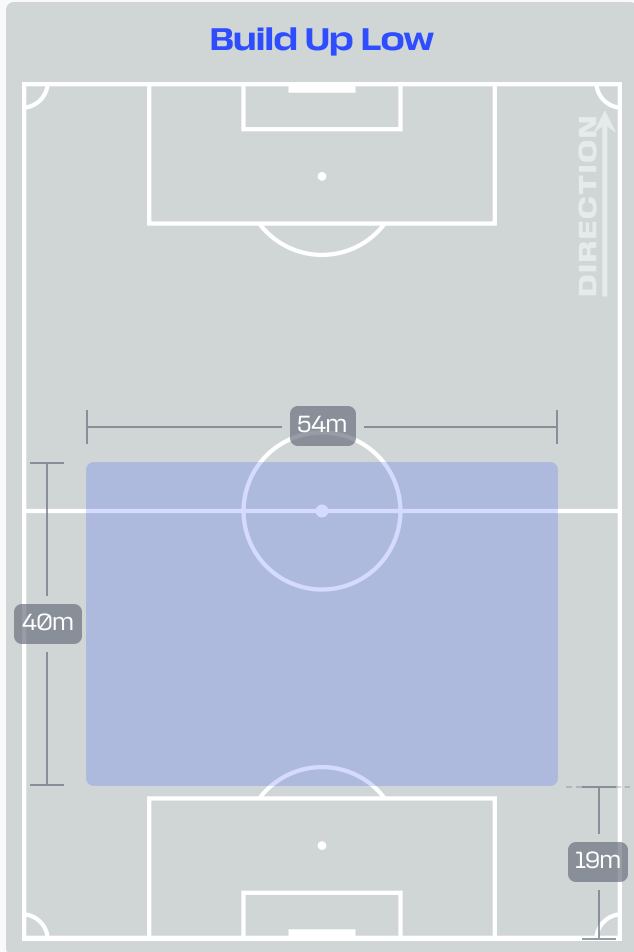


Colombia v Congo DR

In Possession Line Height & Team Length



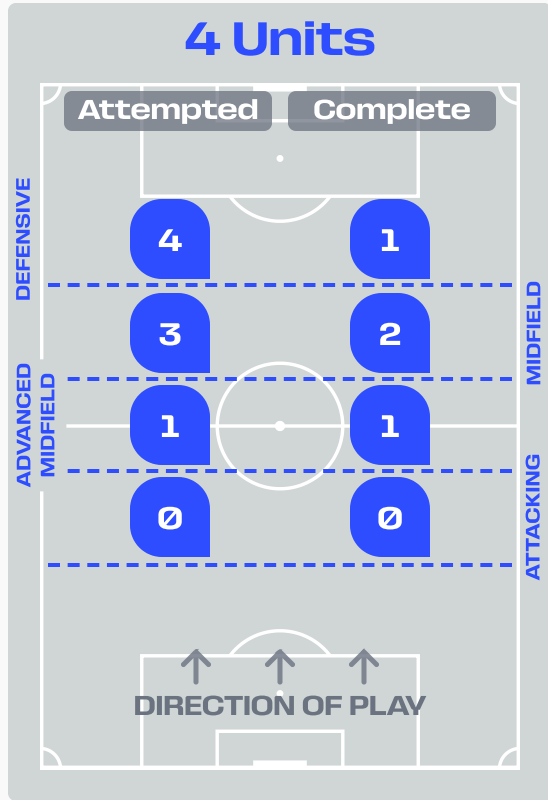
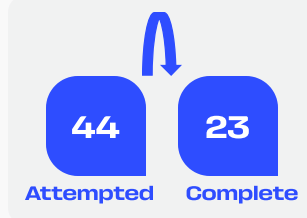
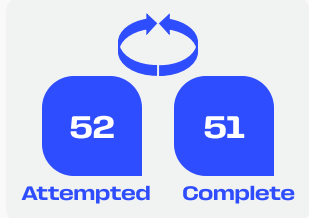
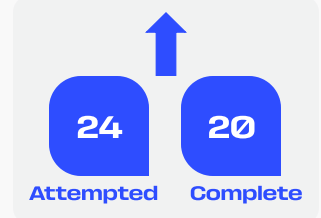
In Possession Line Height & Team Length



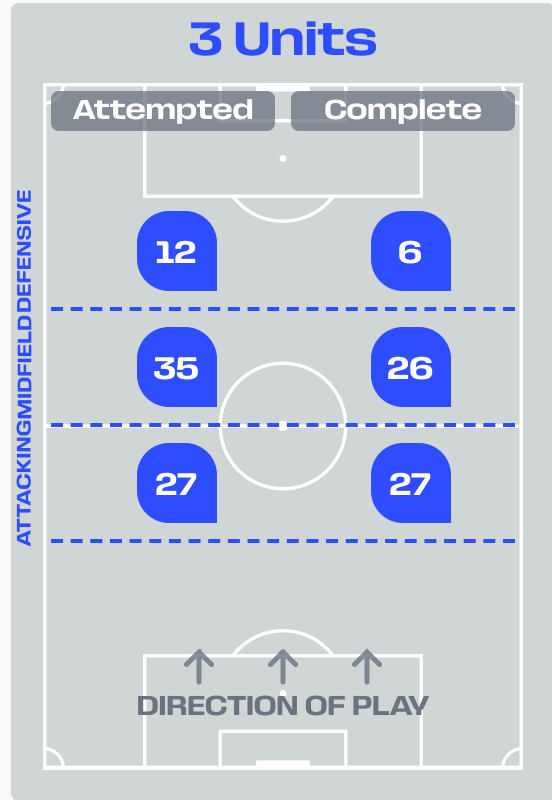
Line Breaks



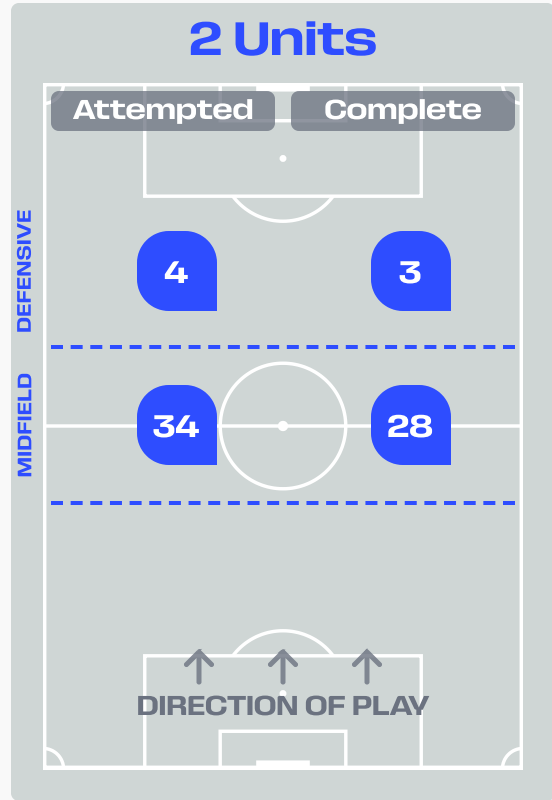
Attempted Line Breaks
120



Attempted Line Breaks 8
 Inside Shape 6
 Outside Shape 2



Attempted Line Breaks 74
 Inside Shape 34
 Outside Shape 40



Attempted Line Breaks 38
 Inside Shape 17
 Outside Shape 21

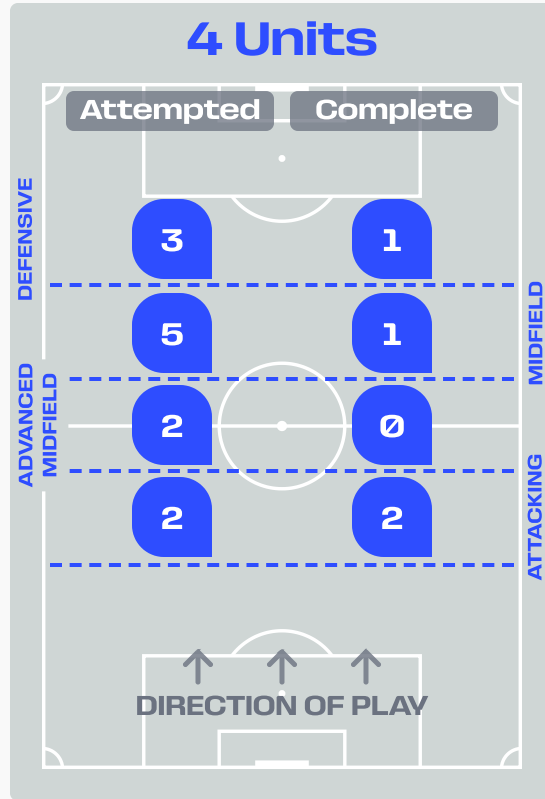
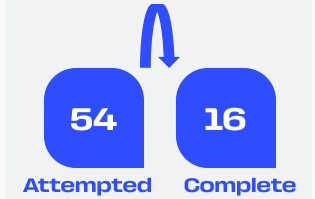
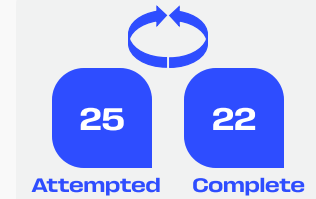
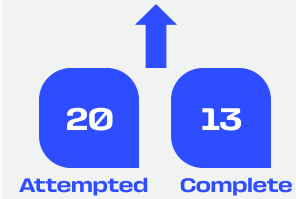
Line Breaks



Congo DR

Attempted Line Breaks

99



Attempted Line Breaks 12

Inside Shape 9

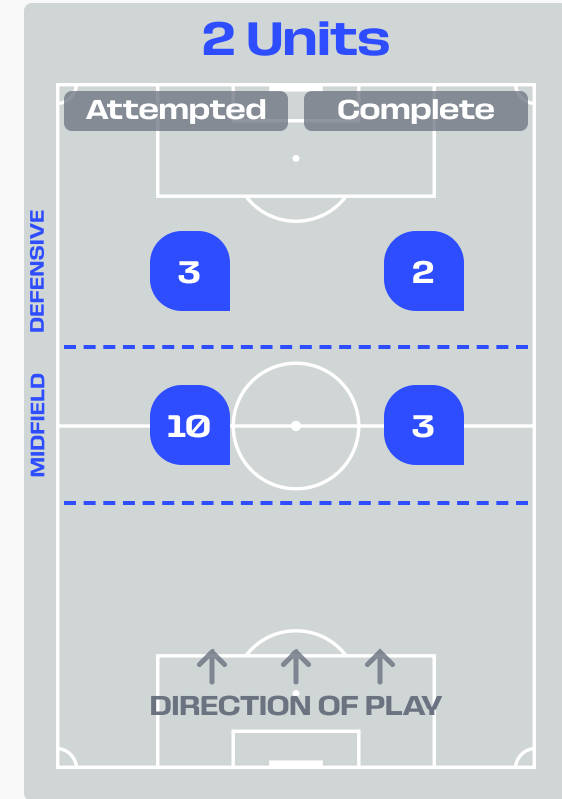
Outside Shape 3



Attempted Line Breaks 74

Inside Shape 55

Outside Shape 19



Attempted Line Breaks 13

Inside Shape 11

Outside Shape 2

Line Breaks



					4 Units				3 Units			2 Units		Direction			Distribution Type		
#	Player	Line Breaks Attempted	Line Breaks Completed	Line Break Completion %	Attacking Line	Attacking Midfield Line	Midfield Line	Defensive Line	Attacking Line	Midfield Line	Defensive Line	Midfield Line	Defensive Line	Through	Around	Over	Pass	Cross	Ball Progression
12	Camilo VARGAS	8	3	38%	0	0	1	1	0	6	0	0	0	0	0	8	8	0	0
2	Daniel MUNOZ	4	4	100%	0	1	1	0	1	1	0	0	0	1	2	1	4	0	0
3	Jhon LUCUMI	10	9	90%	0	0	0	1	5	1	0	3	0	0	6	4	10	0	0
7	Luis DIAZ	8	5	62%	0	0	0	0	0	1	3	2	2	3	2	3	8	0	0
10	James RODRIGUEZ	16	11	69%	0	0	0	0	0	6	1	7	2	7	4	5	14	2	0
11	Jhon ARIAS	7	7	100%	0	0	0	0	2	3	0	2	0	0	6	1	6	0	1
14	Gustavo PUERTA	12	10	83%	0	0	0	0	5	2	0	5	0	1	10	1	10	1	1
16	Jefferson LERMA	13	12	92%	0	0	0	0	6	4	1	2	0	4	8	1	12	0	1
17	Johan MOJICA	16	10	62%	0	0	0	1	2	7	3	3	0	4	3	9	15	1	0
23	Davinson SANCHEZ	13	13	100%	0	0	1	0	6	1	0	5	0	0	7	6	13	0	0
25	Luis SUAREZ	0	0	0%	0	0	0	0	0	0	0	0	0	0	0	0	0	0	0
6	Richard RIOS	0	0	0%	0	0	0	0	0	0	0	0	0	0	0	0	0	0	0
9	Jhon CORDOBA	0	0	0%	0	0	0	0	0	0	0	0	0	0	0	0	0	0	0
20	Juan QUINTERO	13	10	77%	0	0	0	1	0	3	4	5	0	4	4	5	13	0	0

Passing Networks



#	Passes From ↓ to →	Camilo VARGAS	Daniel MUNOZ	Jhon LUCUMI	Luis DIAZ	James RODRIGUEZ	Jhon ARIAS	Gustavo PUERTA	Jefferson LERMA	Johan MOJICA	Davinson SANCHEZ	Luis SUAREZ	Richard RIOS	Jhon CORDOBA	Juan QUINTERO
12	Camilo VARGAS		5	7	1	0	0	1	0	2	9	0	0	0	0
2	Daniel MUNOZ	4		3	1	5	0	11	5	1	6	1	1	0	8
3	Jhon LUCUMI	5	5		3	3	7	1	1	11	13	0	0	0	0
7	Luis DIAZ	0	1	1		9	3	3	4	8	2	0	0	0	0
10	James RODRIGUEZ	0	3	1	5		8	6	3	5	4	1	0	0	0
11	Jhon ARIAS	0	1	7	8	6		2	5	6	5	0	0	0	3
14	Gustavo PUERTA	0	10	3	1	7	3		3	8	6	2	0	0	2
16	Jefferson LERMA	1	3	4	1	8	4	9		7	2	1	0	0	0
17	Johan MOJICA	2	1	8	13	4	14	5	5		0	0	0	0	1
23	Davinson SANCHEZ	10	12	6	3	4	0	9	7	4		1	0	1	6
25	Luis SUAREZ	0	0	0	1	1	2	0	1	0	0		0	0	0
6	Richard RIOS	0	0	0	0	0	0	0	0	0	0	0		0	2
9	Jhon CORDOBA	0	0	0	0	0	0	0	0	0	0	0	0		2
20	Juan QUINTERO	0	4	3	2	0	0	4	0	4	0	0	1	2	

Top 5 Player to Player Passers		
Player	Passed To	% of Total Team Passes
Johan MOJICA	Jhon ARIAS	3%
Jhon LUCUMI	Davinson SANCHEZ	2.8%
Johan MOJICA	Luis DIAZ	2.8%
Davinson SANCHEZ	Daniel MUNOZ	2.6%
Daniel MUNOZ	Gustavo PUERTA	2.4%

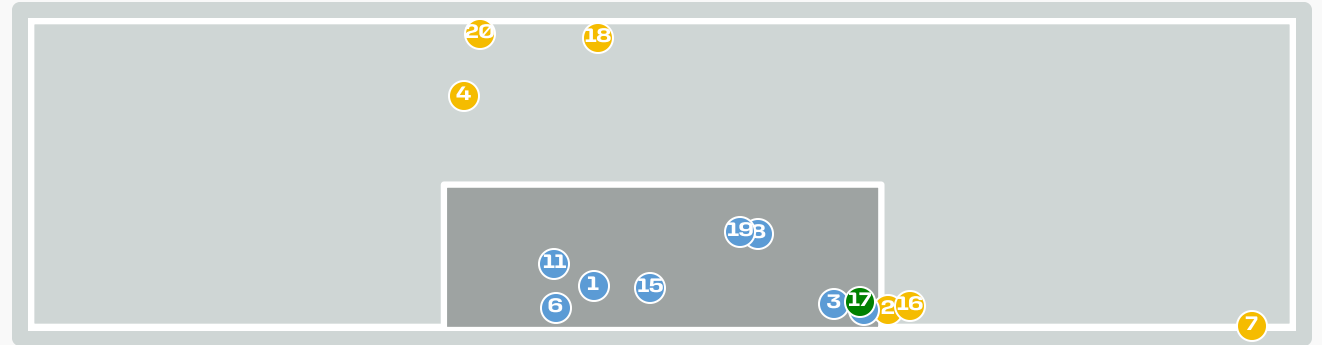
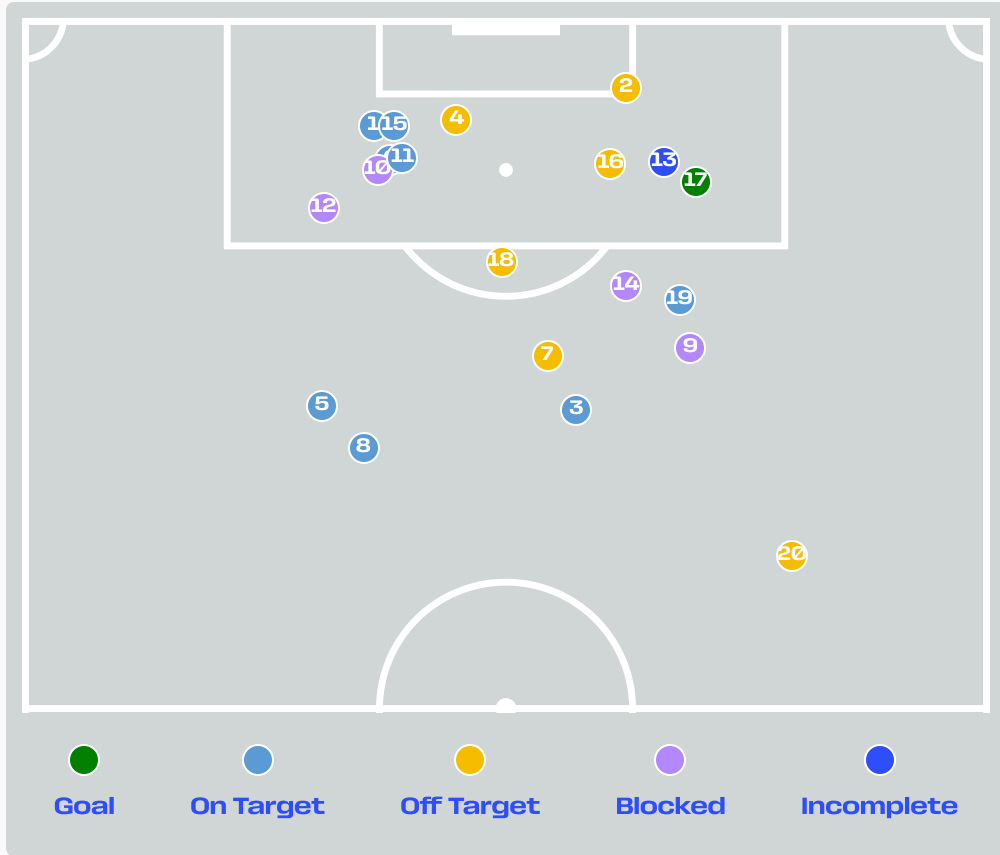
Passing Networks








#	Passes From ↓ to →	Lionel MPASI	Aaron WAN-BISSAKA	Steve KAPUADI	Axel TUANZEBE	Ngalayel MUKAU	Samuel MOUTOUSSAMY	Cedric BAKAMBU	Yoane WISSA	Chancel MBEMBA	Edo KAYEMBE	Arthur MASUAKU	Nathanael MBUKU	Joris KAYEMBE	Noah SADIKI	Charles PICKEL	Simon BANZA
1	Lionel MPASI		0	7	2	0	0	0	0	7	2	1	1	0	1	0	0
2	Aaron WAN-BISSAKA	0		0	0	5	3	0	2	3	1	0	0	0	0	1	1
3	Steve KAPUADI	4	0		5	0	4	2	0	2	2	3	0	2	3	1	0
4	Axel TUANZEBE	2	1	6		0	0	0	0	5	1	2	1	0	3	2	0
6	Ngalayel MUKAU	0	1	1	0		1	2	1	0	2	1	0	0	0	0	0
8	Samuel MOUTOUSSAMY	1	2	1	3	0		0	2	2	3	5	0	0	0	1	0
17	Cedric BAKAMBU	0	1	0	0	0	1		1	0	1	0	0	0	0	0	0
20	Yoane WISSA	0	0	0	0	2	4	1		0	1	1	0	0	1	0	0
22	Chancel MBEMBA	5	6	2	5	1	2	1	0		2	0	0	0	2	2	0
25	Edo KAYEMBE	0	2	0	0	0	3	0	0	1		6	0	0	0	0	0
26	Arthur MASUAKU	0	1	3	1	2	6	2	1	0	3		0	0	0	0	0
7	Nathanael MBUKU	2	0	1	0	0	0	0	0	0	0	0		0	1	0	0
12	Joris KAYEMBE	0	0	0	0	0	0	0	1	0	0	0	1		1	1	0
14	Noah SADIKI	1	1	1	2	0	1	0	0	1	0	0	0	3		1	1
18	Charles PICKEL	0	3	0	2	0	0	0	0	3	0	0	1	0	1		1
23	Simon BANZA	0	1	0	0	0	0	0	1	0	0	0	0	0	0	1	

Top 5 Player to Player Passers		
Player	Passed To	% of Total Team Passes
Lionel MPASI	Chancel MBEMBA	3.1%
Lionel MPASI	Steve KAPUADI	3.1%
Axel TUANZEBE	Steve KAPUADI	2.7%
Chancel MBEMBA	Aaron WAN-BISSAKA	2.7%
Edo KAYEMBE	Arthur MASUAKU	2.7%

Attempts at Goal



Key	Outcome	Shots
	Goals	1
	On Target	8
	Off Target	6
	Blocked	4
	Incomplete	1

Attempts at Goal




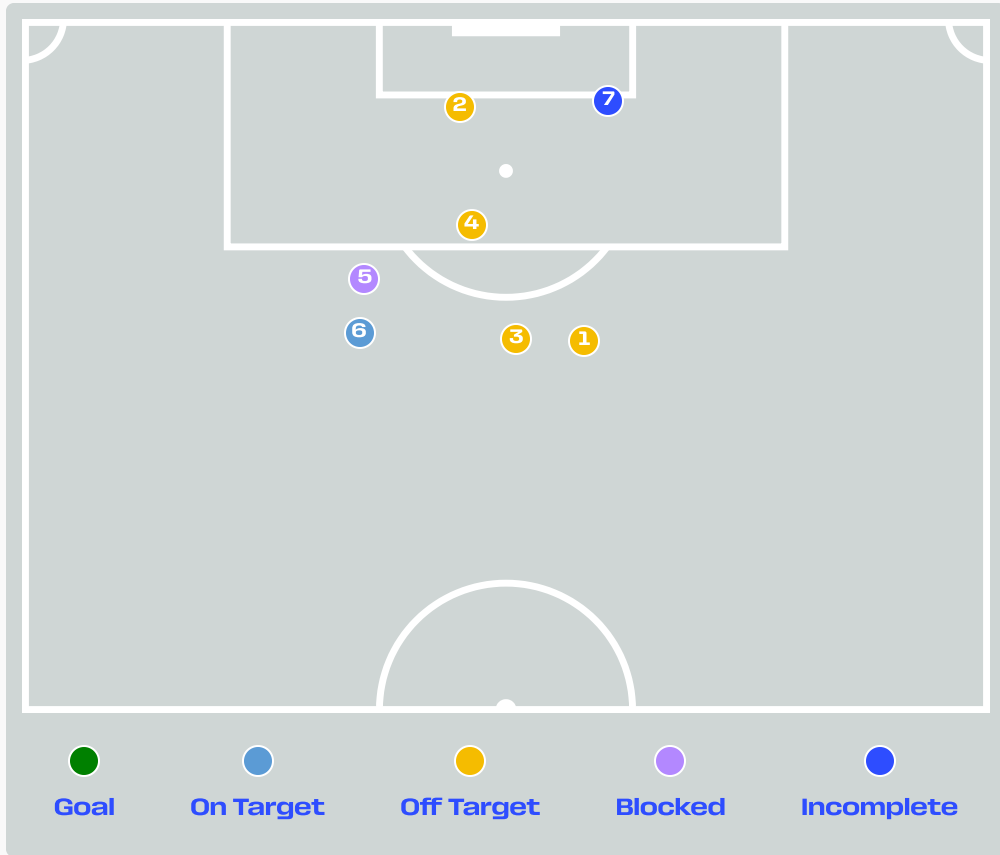
Time	Player	Outcome	Body Part	Delivery Type
3	11 Jhon ARIAS	On Target - Saved	Right Foot	Pass
3	2 Daniel MUNOZ	Off Target	Right Foot	Other
10	10 James RODRIGUEZ	On Target - Saved	Left Foot	Pass
11	3 Jhon LUCUMI	Off Target	Head	Corner
14	17 Johan MOJICA	On Target - Saved	Left Foot	Pass
15	7 Luis DIAZ	On Target - Saved	Right Foot	Ball Progression
16	14 Gustavo PUERTA	Off Target	Left Foot	Loose Ball
18	14 Gustavo PUERTA	On Target - Saved	Right Foot	Pass
23	7 Luis DIAZ	Incomplete - Blocked	Right Foot	Pass
30	7 Luis DIAZ	Incomplete - Blocked	Right Foot	Pass
38	23 Davinson SANCHEZ	On Target - Saved	Head	Freekick
40	25 Luis SUAREZ	Incomplete - Blocked	Right Foot	Loose Ball
44	7 Luis DIAZ	Incomplete - Defensive Event	Left Foot	Ball Progression
47	14 Gustavo PUERTA	Incomplete - Blocked	Right Foot	Pass
49	7 Luis DIAZ	On Target - Saved	Left Foot	Cross
49	11 Jhon ARIAS	Off Target	Left Foot	Other
75	2 Daniel MUNOZ	Deflected On Target - Goal	Left Foot	Pass






Attempts at Goal



Time	Player	Outcome	Body Part	Delivery Type
85	14 Gustavo PUERTA	Deflected Off Target - Defensive Event	Right Foot	Pass
85	14 Gustavo PUERTA	On Target - Saved	Right Foot	Loose Ball
95	20 Juan QUINTERO	Off Target	Left Foot	Freekick

Attempts at Goal



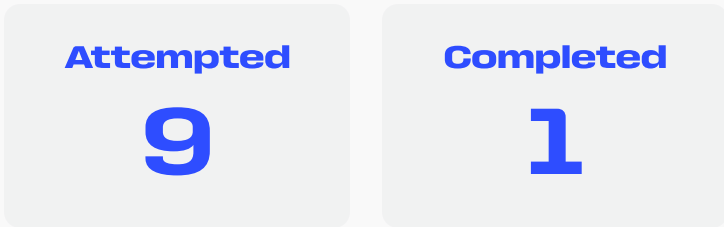
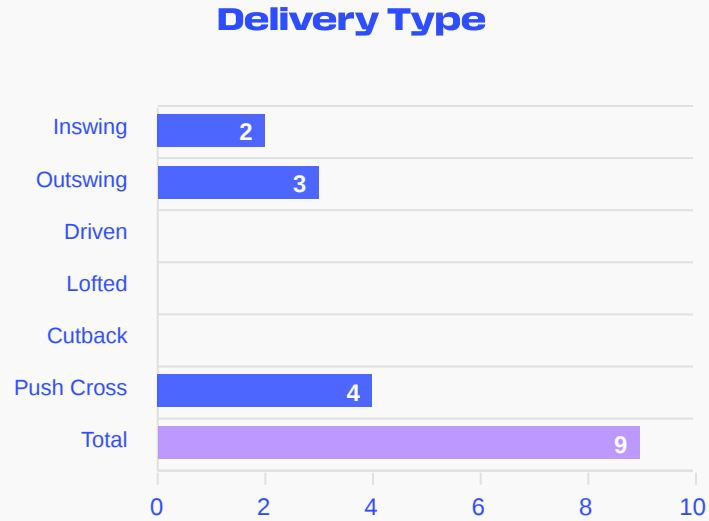
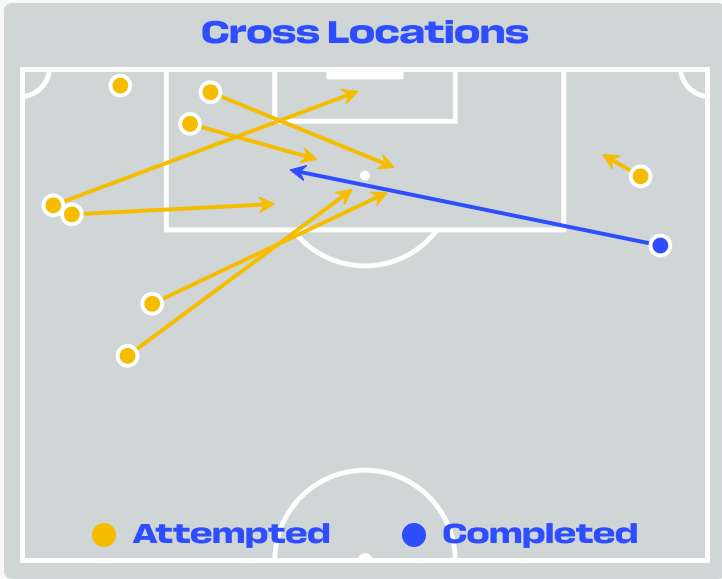
Key	Outcome	Shots
	Goals	0
	On Target	1
	Off Target	4
	Blocked	1
	Incomplete	1

Attempts at Goal



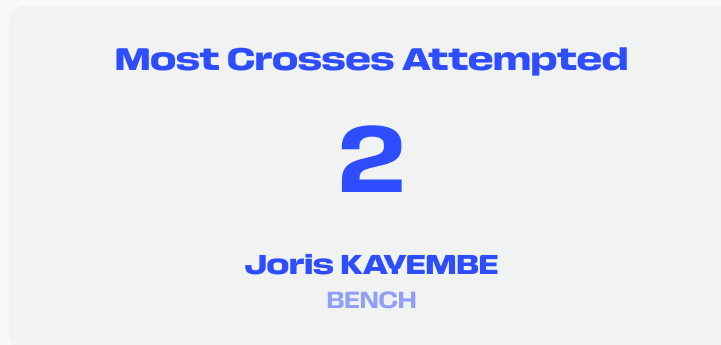
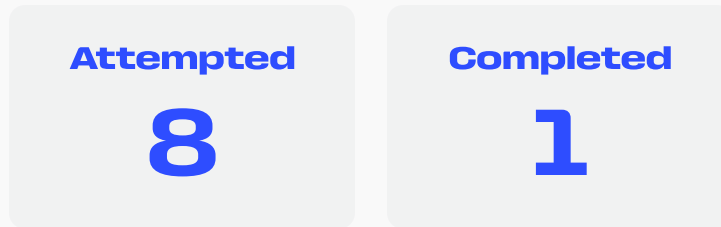
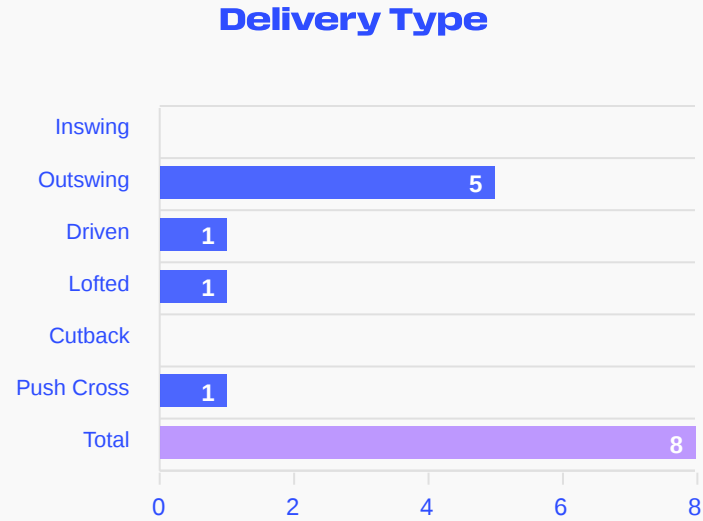
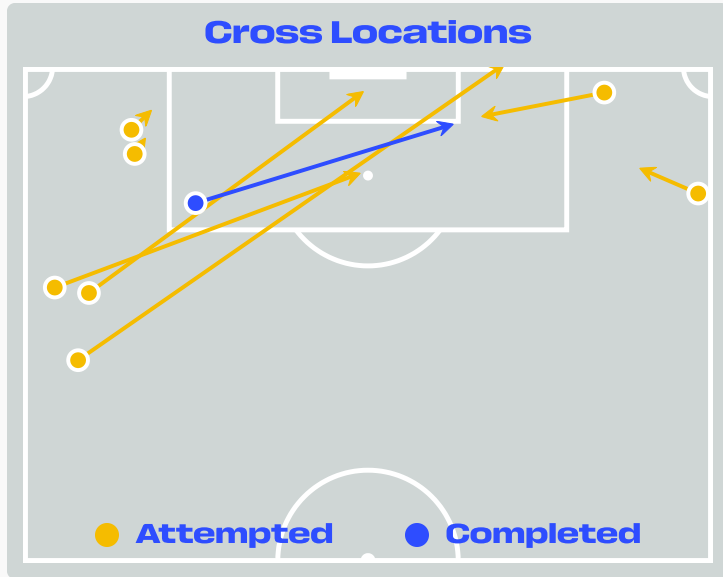
Time	Player	Outcome	Body Part	Delivery Type
0	25 Edo KAYEMBE	Off Target	Left Foot	Pass
44	17 Cedric BAKAMBU	Off Target	Head	Corner
52	8 Samuel MOUTOUSSAMY	Off Target	Left Foot	Pass
73	20 Yoane WISSA	Deflected Off Target - Defensive Event	Right Foot	Pass
88	12 Joris KAYEMBE	Incomplete - Blocked	Left Foot	Pass
90	7 Nathanael MBUKU	On Target - Saved	Left Foot	Loose Ball
92	18 Charles PICKEL	Incomplete - Player On Ball Error	Right Foot	Corner

Crosses (Open Play)



#	Player	Inswing	Outswing	Driven	Lofted	Cutback	Push Cross	Total Attempted
12	Camilo VARGAS	0	0	0	0	0	0	0
2	Daniel MUNOZ	0	1	0	0	0	0	1
3	Jhon LUCUMI	0	0	0	0	0	0	0
7	Luis DIAZ	0	0	0	0	0	1	1
10	James RODRIGUEZ	1	1	0	0	0	1	3
11	Jhon ARIAS	0	0	0	0	0	0	0
14	Gustavo PUERTA	1	0	0	0	0	0	1
16	Jefferson LERMA	0	0	0	0	0	0	0
17	Johan MOJICA	0	1	0	0	0	2	3
23	Davinson SANCHEZ	0	0	0	0	0	0	0
25	Luis SUAREZ	0	0	0	0	0	0	0
6	Richard RIOS	0	0	0	0	0	0	0
9	Jhon CORDOBA	0	0	0	0	0	0	0
20	Juan QUINTERO	0	0	0	0	0	0	0

Crosses (Open Play)



#	Player	Inswing	Outswing	Driven	Lofted	Cutback	Push Cross	Total Attempted
1	Lionel MPASI	0	0	0	0	0	0	0
2	Aaron WAN-BISSAKA	0	1	0	0	0	0	1
3	Steve KAPUADI	0	0	0	0	0	0	0
4	Axel TUANZEBE	0	0	0	0	0	0	0
6	Ngalayel MUKAU	0	0	0	0	0	0	0
8	Samuel MOUTOUSSAMY	0	0	0	0	0	0	0
17	Cedric BAKAMBU	0	0	0	0	0	0	0
20	Yoane WISSA	0	0	0	0	0	0	0
22	Chancel MBEMBA	0	0	0	0	0	1	1
25	Edo KAYEMBE	0	0	1	1	0	0	2
26	Arthur MASUAKU	0	2	0	0	0	0	2
7	Nathanael MBUKU	0	0	0	0	0	0	0
12	Joris KAYEMBE	0	2	0	0	0	0	2
14	Noah SADIKI	0	0	0	0	0	0	0
18	Charles PICKEL	0	0	0	0	0	0	0
23	Simon BANZA	0	0	0	0	0	0	0

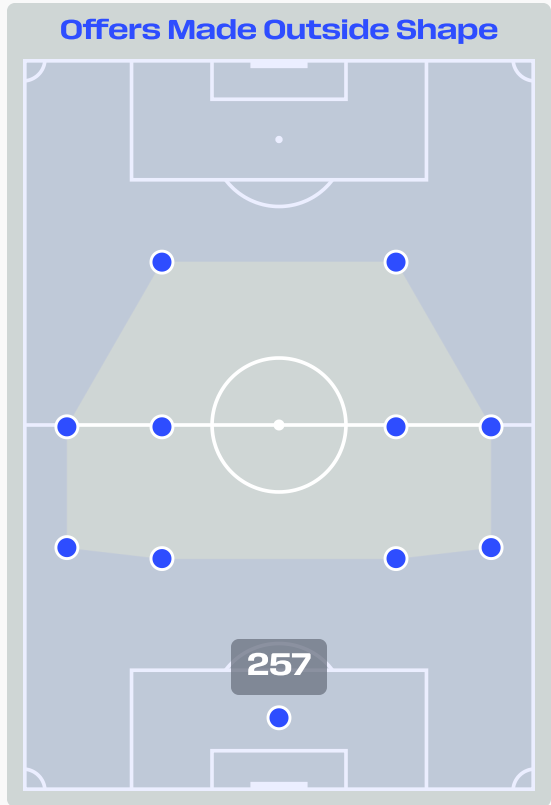
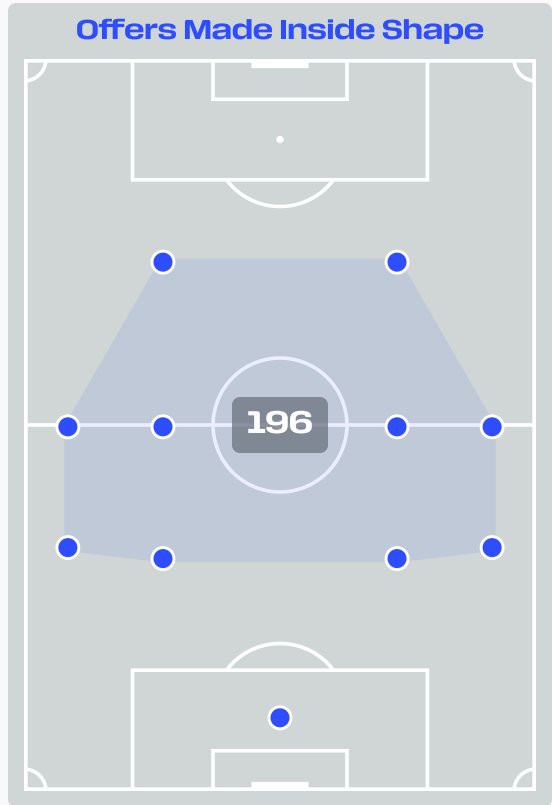
Offering to Receive

453
Total Offers Made

161
Total Offers Received

Most Offers
97
Daniel MUNOZ
RIGHT BACK

228
Offers Made in Final Third



189
Offers Made in Middle Third

36
Offers Made in Defensive Third

#	Player	Offers Made	Offers Received	% Made & Received
12	Camilo VARGAS	8	6	75%
2	Daniel MUNOZ	97	21	21.6%
3	Jhon LUCUMI	2	2	100%
7	Luis DIAZ	60	21	35%
10	James RODRIGUEZ	27	11	40.7%
11	Jhon ARIAS	33	16	48.5%
14	Gustavo PUERTA	48	26	54.2%
16	Jefferson LERMA	47	13	27.7%
17	Johan MOJICA	42	18	42.9%
23	Davinson SANCHEZ	15	9	60%
25	Luis SUAREZ	36	5	13.9%
6	Richard RIOS	7	1	14.3%
9	Jhon CORDOBA	14	2	14.3%
20	Juan QUINTERO	17	10	58.8%

Offering to Receive

268

Total Offers Made

87

Total Offers Received

Most Offers

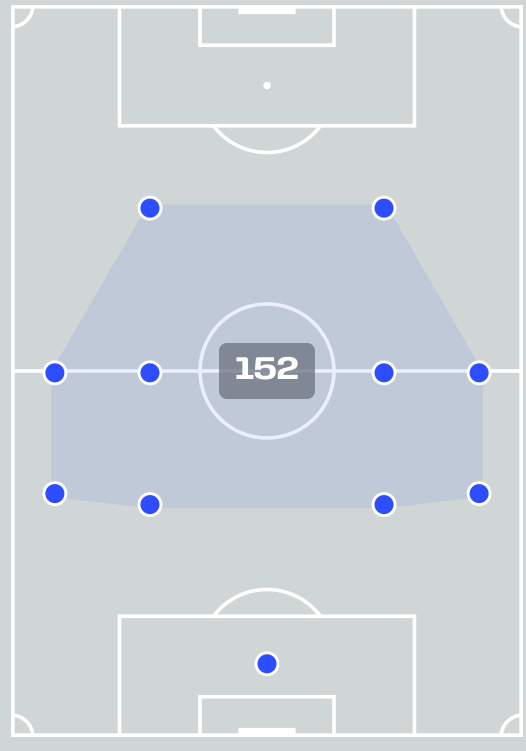
46

Cedric BAKAMBU
CENTRE FORWARD RIGHT

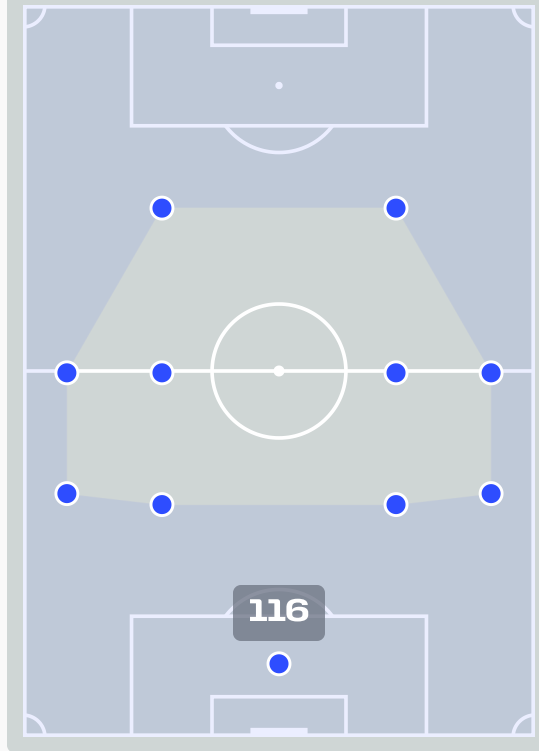
77

Offers Made in Final Third

Offers Made Inside Shape



Offers Made Outside Shape



143

Offers Made in Middle Third

48

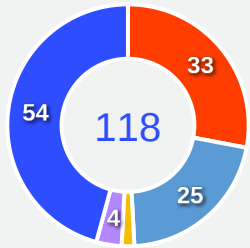
Offers Made in Defensive Third

#	Player	Offers Made	Offers Received	% Made & Received
1	Lionel MPASI	3	2	66.7%
2	Aaron WAN-BISSAKA	27	6	22.2%
3	Steve KAPUADI	15	7	46.7%
4	Axel TUANZEBE	14	7	50%
6	Ngalayel MUKAU	4	1	25%
8	Samuel MOUTOUSSAMY	36	11	30.6%
17	Cedric BAKAMBU	46	6	13%
20	Yoane WISSA	14	3	21.4%
22	Chancel MBEMBA	10	6	60%
25	Edo KAYEMBE	21	9	42.9%
26	Arthur MASUAKU	20	11	55%
7	Nathanael MBUKU	4	1	25%
12	Joris KAYEMBE	7	3	42.9%
14	Noah SADIKI	13	7	53.8%
18	Charles PICKEL	14	5	35.7%
23	Simon BANZA	20	2	10%

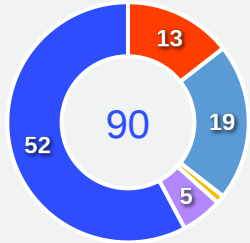
Movement to Receive

Movement Types by Phase

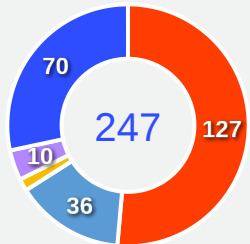
Final Third Phase



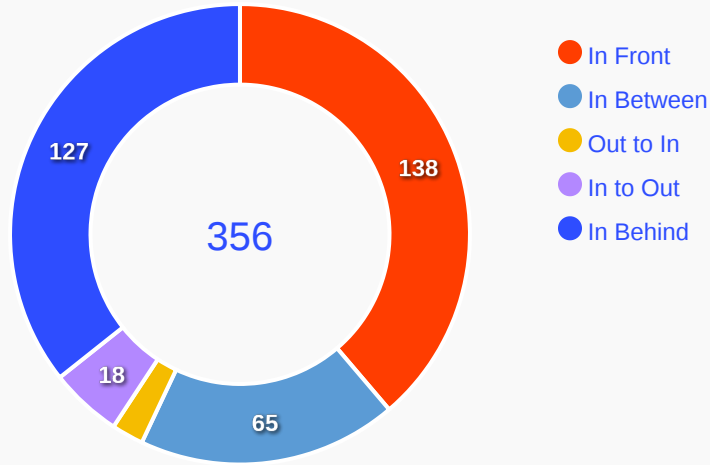
Progression Phase



Build Up Phase



All Movement Types

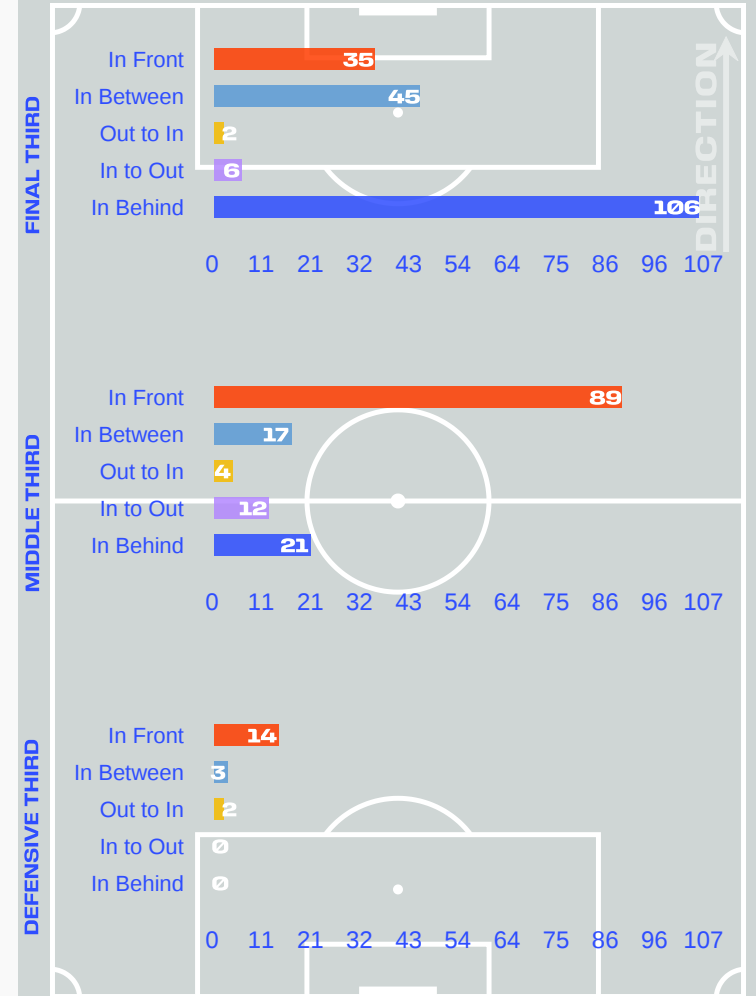


- In Front
- In Between
- Out to In
- In to Out
- In Behind

Top Ranked Players

Type	Player	Movements
In Front	16 Jefferson LERMA	31
In Between	25 Luis SUAREZ	19
Out to In	7 Luis DIAZ	4
In to Out	14 Gustavo PUERTA	5
In Behind	2 Daniel MUNOZ	36

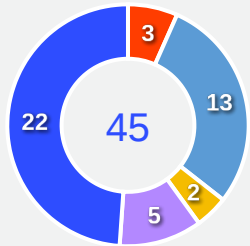
Movement Types Pitch Third



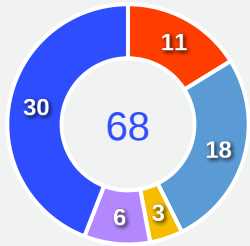
Movement to Receive

Movement Types by Phase

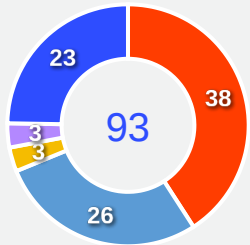
Final Third Phase



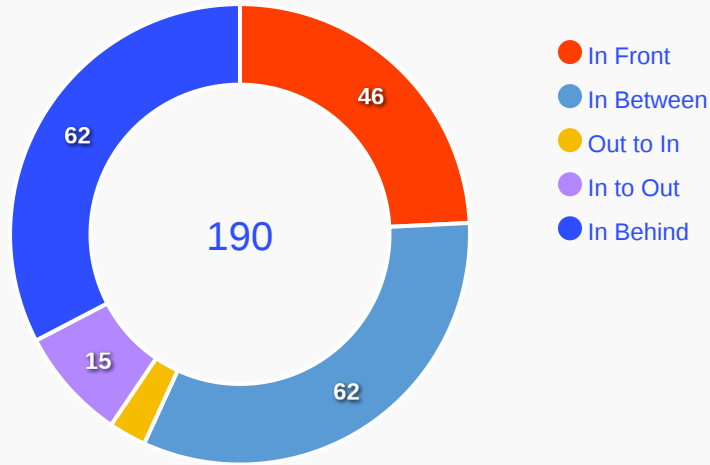
Progression Phase



Build Up Phase



All Movement Types

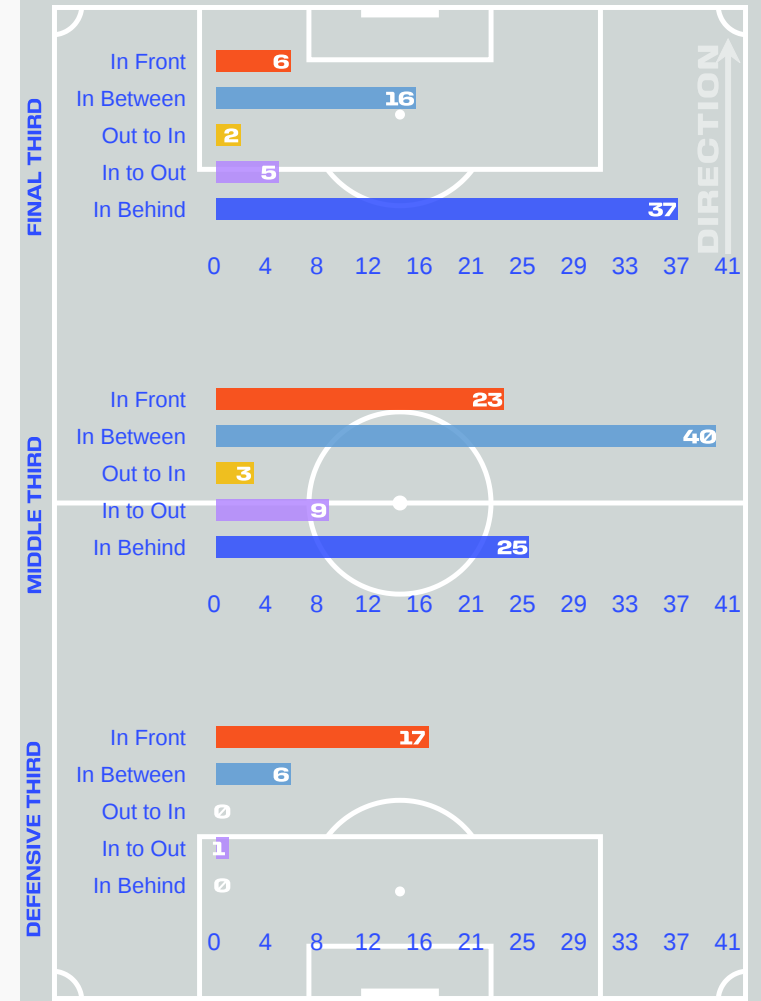


- In Front
- In Between
- Out to In
- In to Out
- In Behind

Top Ranked Players

Type	Player	Movements
In Front	8 Samuel MOUTOUSSAMY	14
In Between	8 Samuel MOUTOUSSAMY	17
Out to In	17 Cedric BAKAMBU	2
In to Out	17 Cedric BAKAMBU	3
In Behind	17 Cedric BAKAMBU	24

Movement Types Pitch Third



OUT OF POSSESSION



Colombia v Congo DR

Defensive Actions



40

Forced Turnovers

53

Possession Regained

12

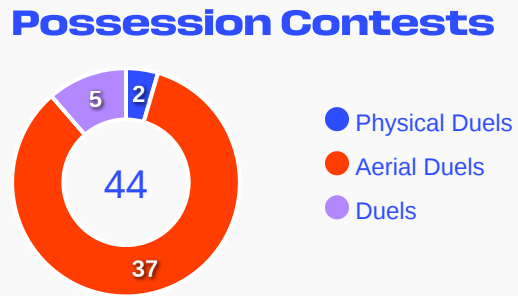
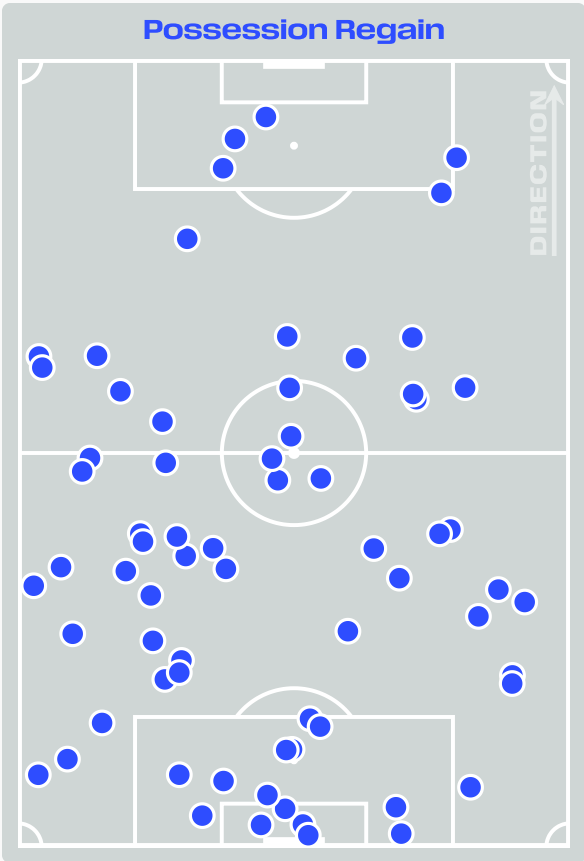
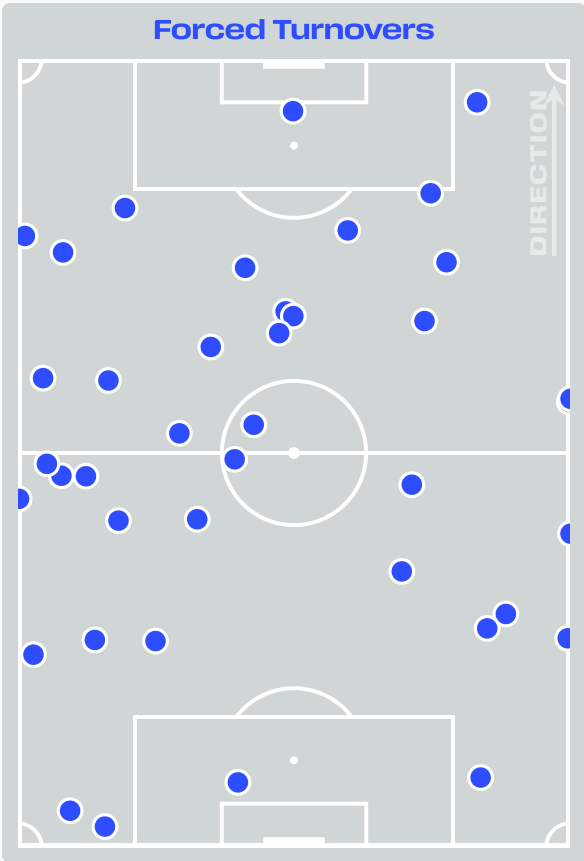
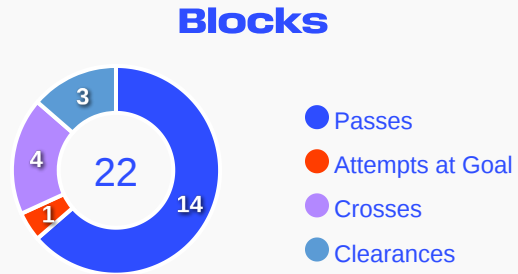
Interceptions

19

Tackles

6.15

Possession Actions / Defensive Action



Most Possession Regains

9

Jefferson LERMA
DEFENSIVE MIDFIELD CENTRE

#	Player	Total Possession Regains
12	Camilo VARGAS	5
2	Daniel MUNOZ	3
3	Jhon LUCUMI	5
7	Luis DIAZ	1
10	James RODRIGUEZ	0
11	Jhon ARIAS	6
14	Gustavo PUERTA	5
16	Jefferson LERMA	9
17	Johan MOJICA	9
23	Davinson SANCHEZ	6
25	Luis SUAREZ	1
6	Richard RIOS	2
9	Jhon CORDOBA	1
20	Juan QUINTERO	0

Defensive Actions



40

Forced Turnovers

48

Possession Regained

14

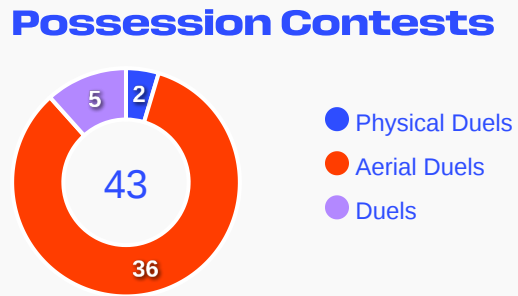
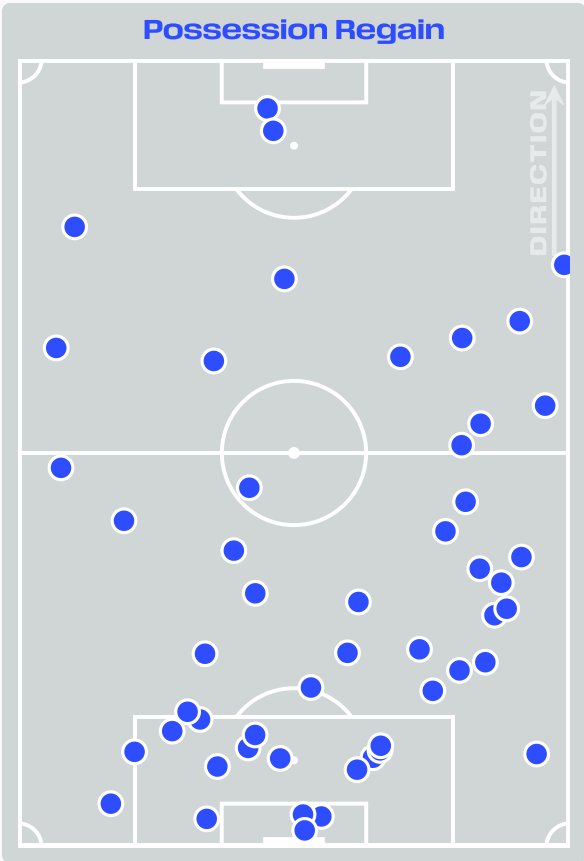
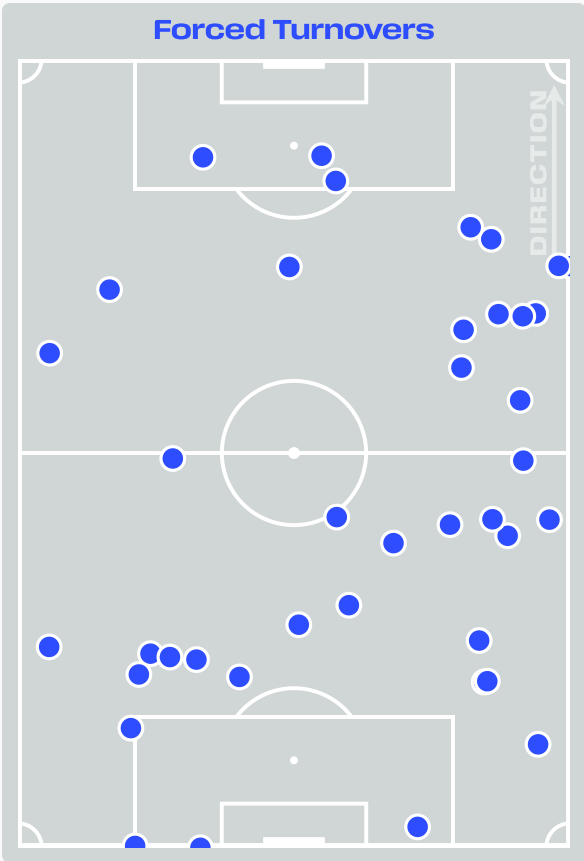
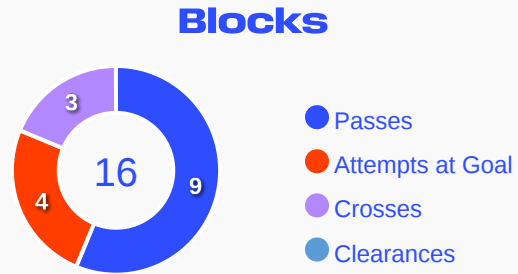
Interceptions

17

Tackles

3.35

Possession Actions / Defensive Action



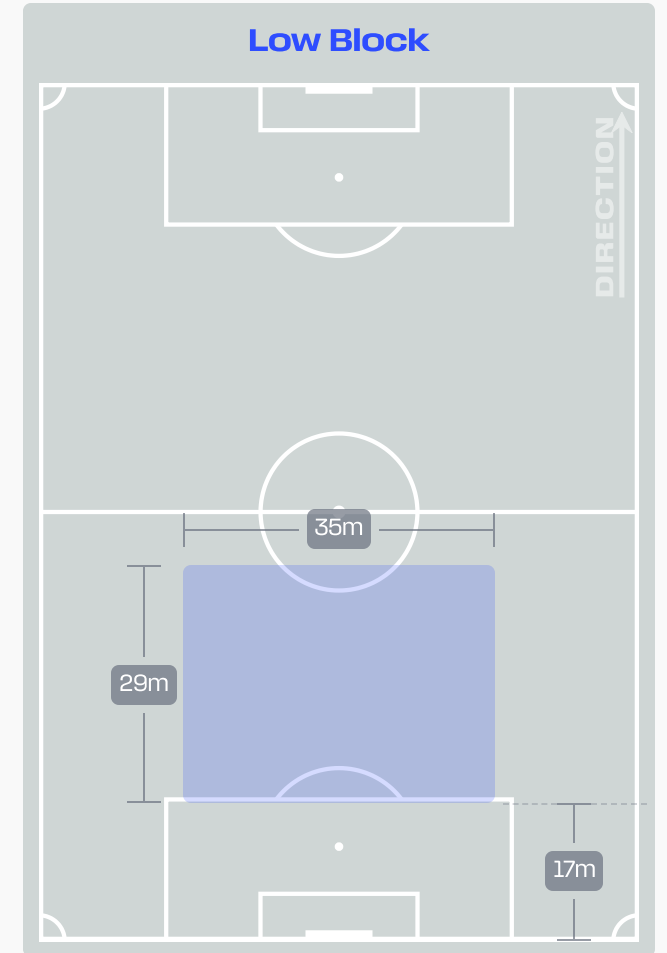
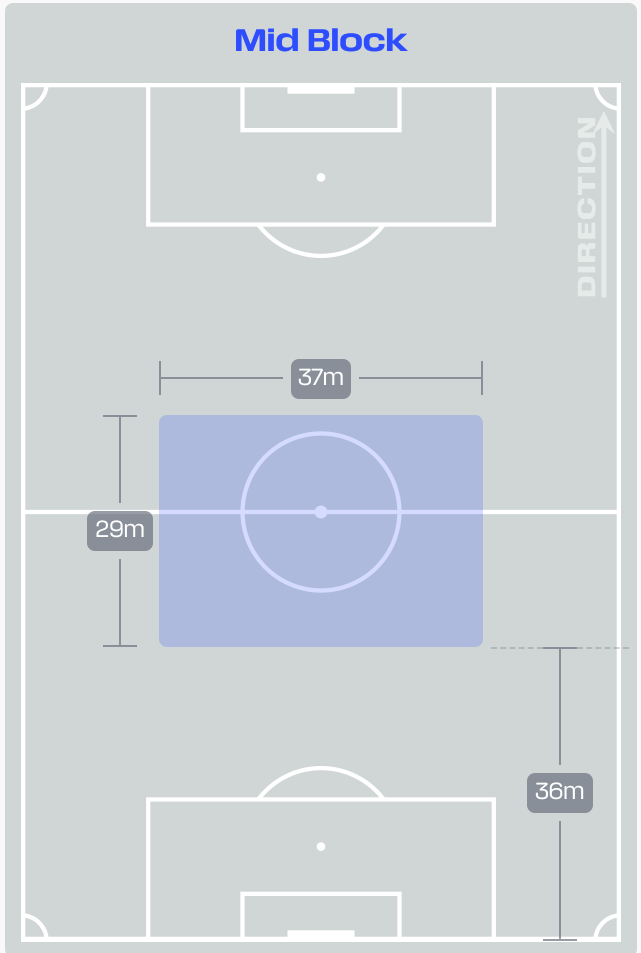
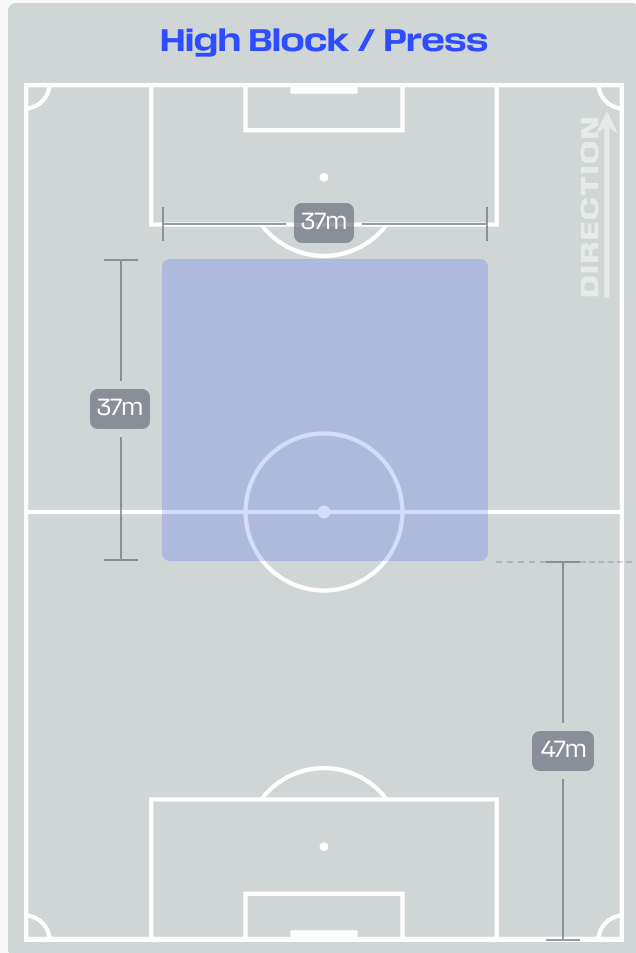
Most Possession Regains

10

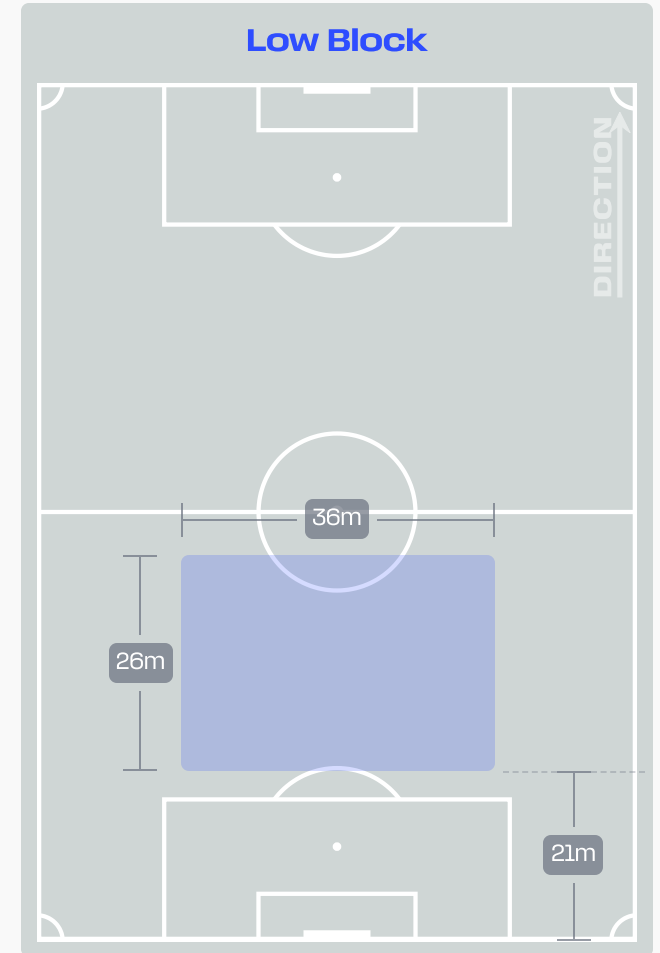
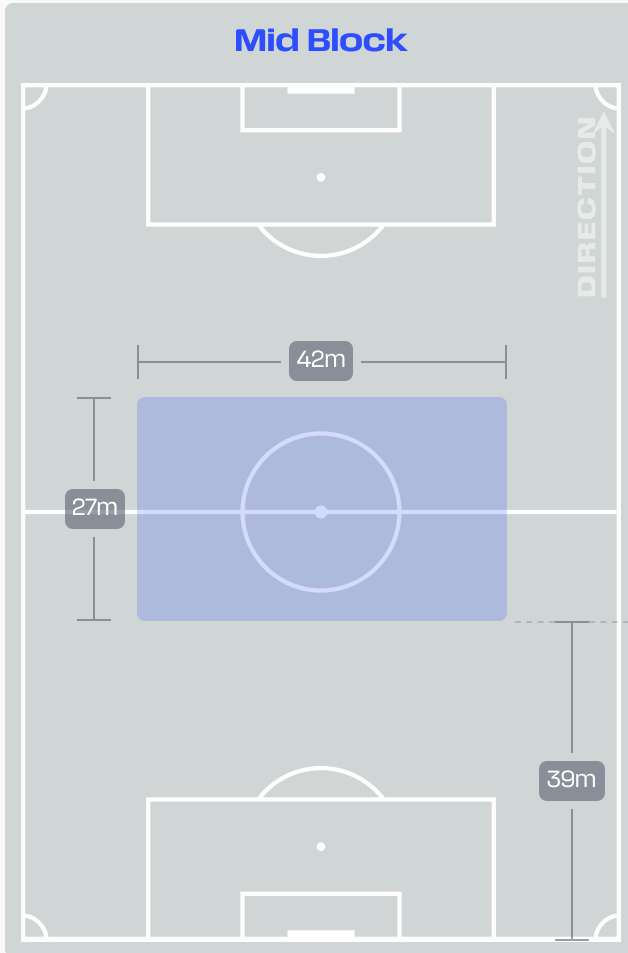
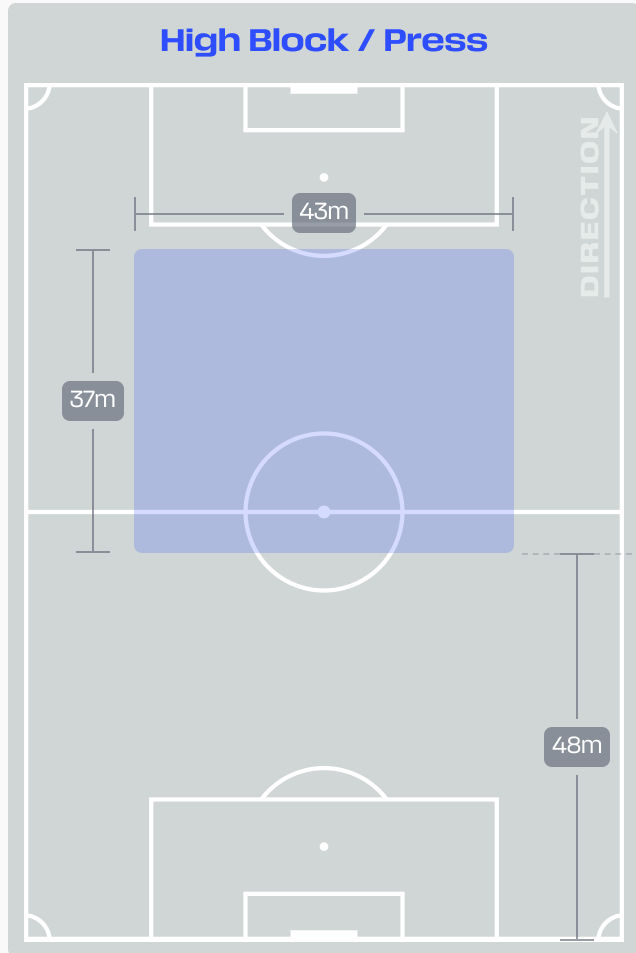
Aaron WAN-BISSAKA
RIGHT BACK

#	Player	Total Possession Regains
1	Lionel MPASI	7
2	Aaron WAN-BISSAKA	10
3	Steve KAPUADI	3
4	Axel TUANZEBE	4
6	Ngalayel MUKAU	2
8	Samuel MOUTOUSSAMY	3
17	Cedric BAKAMBU	2
20	Yoane WISSA	1
22	Chancel MBEMBA	5
25	Edo KAYEMBE	1
26	Arthur MASUAKU	3
7	Nathanael MBUKU	0
12	Joris KAYEMBE	4
14	Noah SADIKI	1
18	Charles PICKEL	1
23	Simon BANZA	1

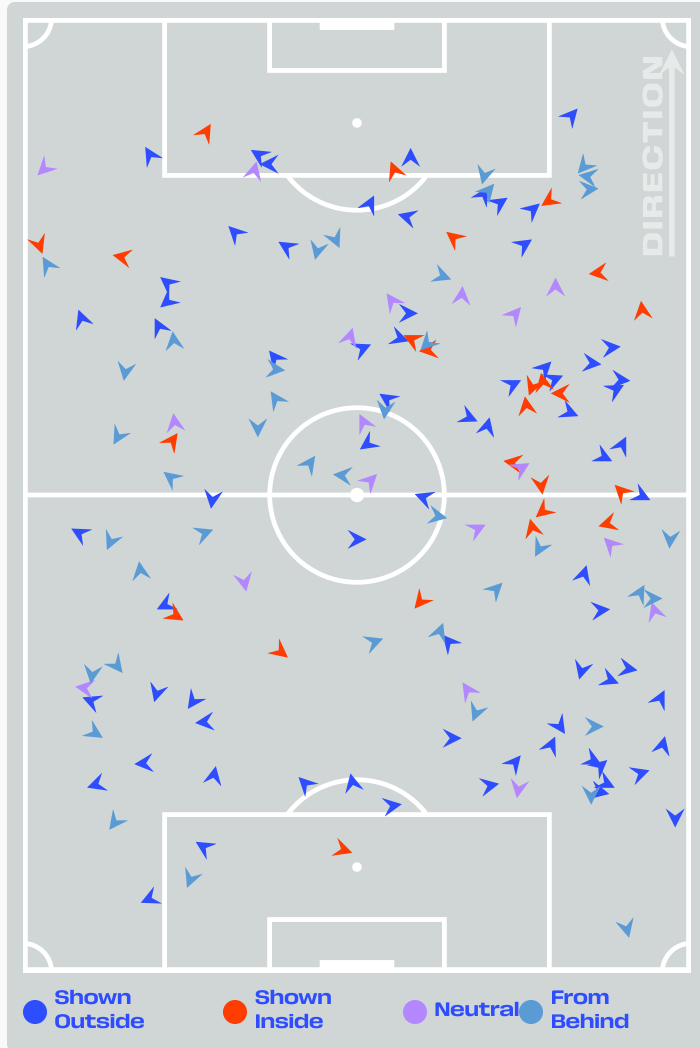
Defensive Line Height & Team Length



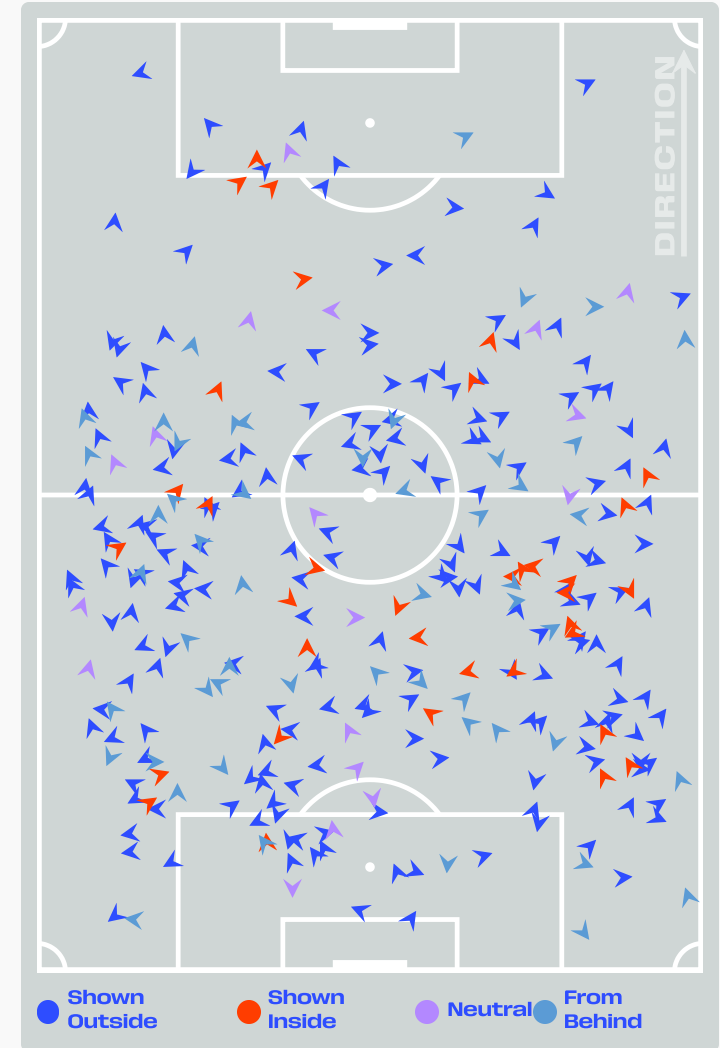
Defensive Line Height & Team Length



Defensive Pressure



155	Total Pressures	300
31	Direct Pressures	47
1.52s	Avg Pressure Duration	1.59s
40	Forced Turnovers	40
11.25s	Ball Recovery Time	18.82s
82	Pushing on into Pressing	124
172	Pushing on	265
25	Pressing Direction Inside	35
72	Pressing Direction Outside	195



Most Direct Pressures

6

Jhon ARIAS
LEFT CENTRE MIDFIELD

Most Direct Pressures

8

Samuel MOUTOUSSAMY
CENTRE MIDFIELD

GOALKEEPING




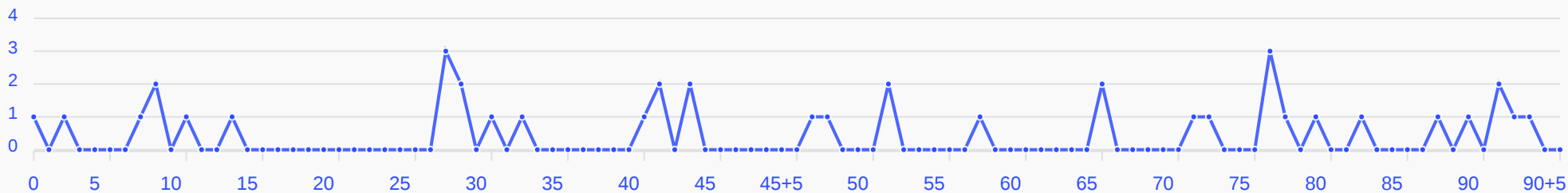
Colombia v Congo DR

Goalkeeping Involvement



Colombia

Colombia GK Involvement Timeline


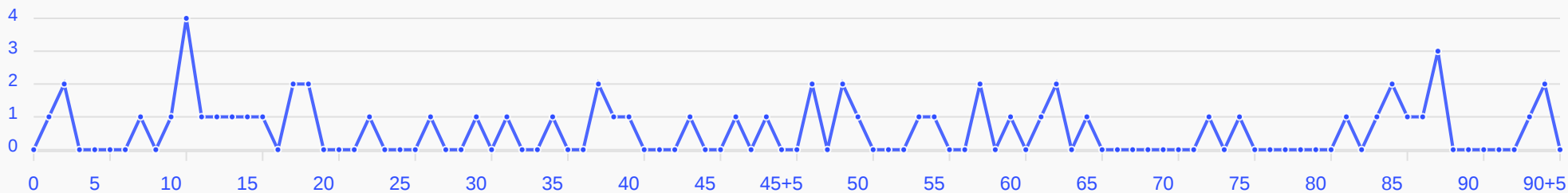


Total Involvements




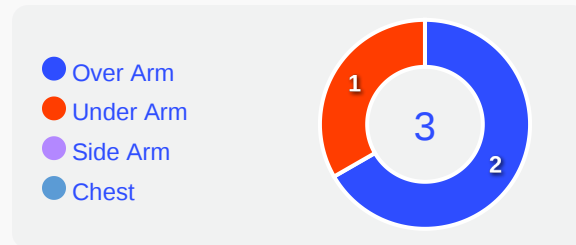
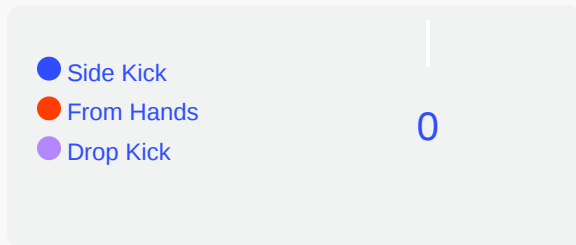
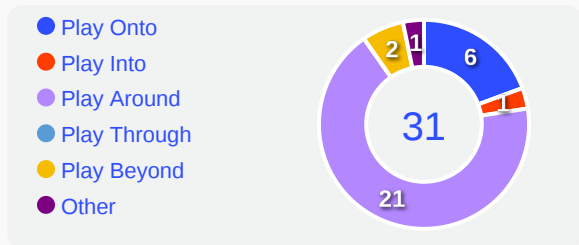
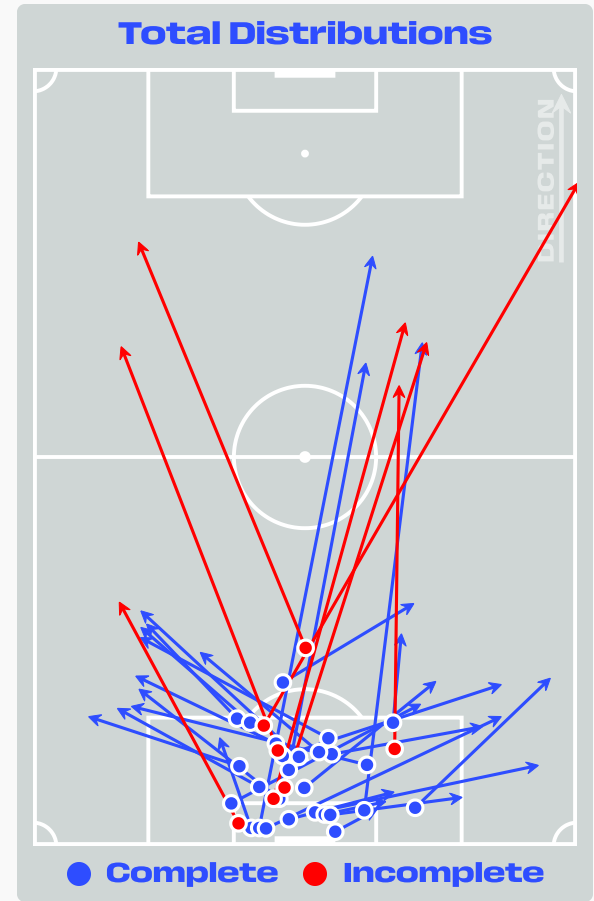
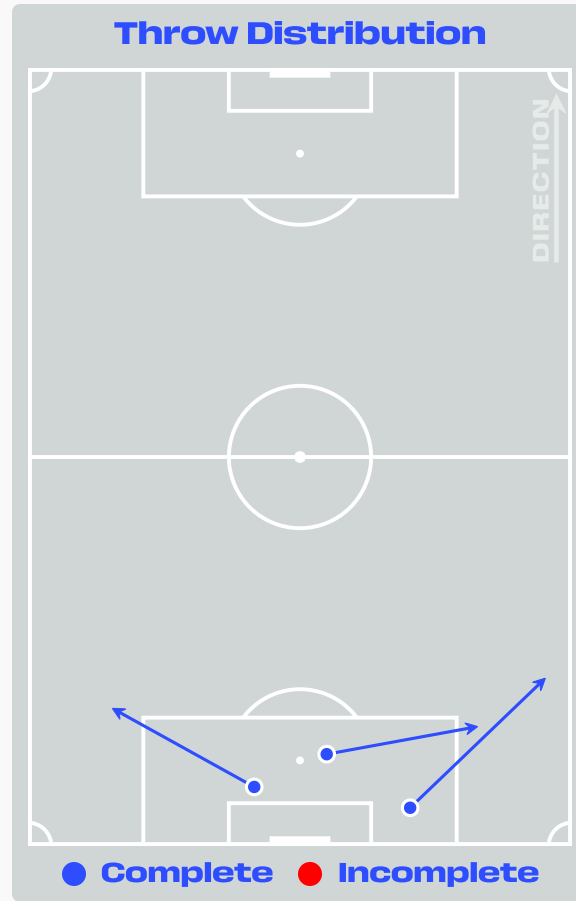
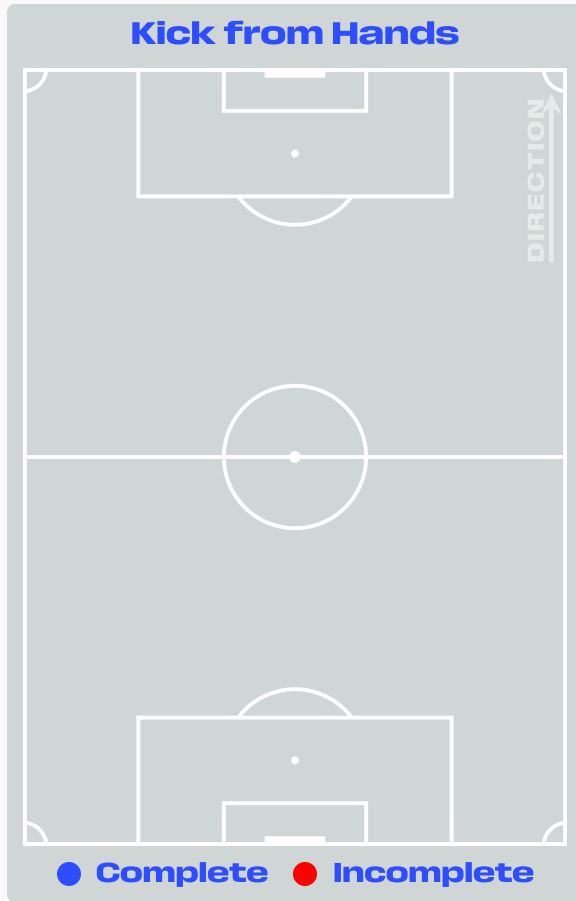
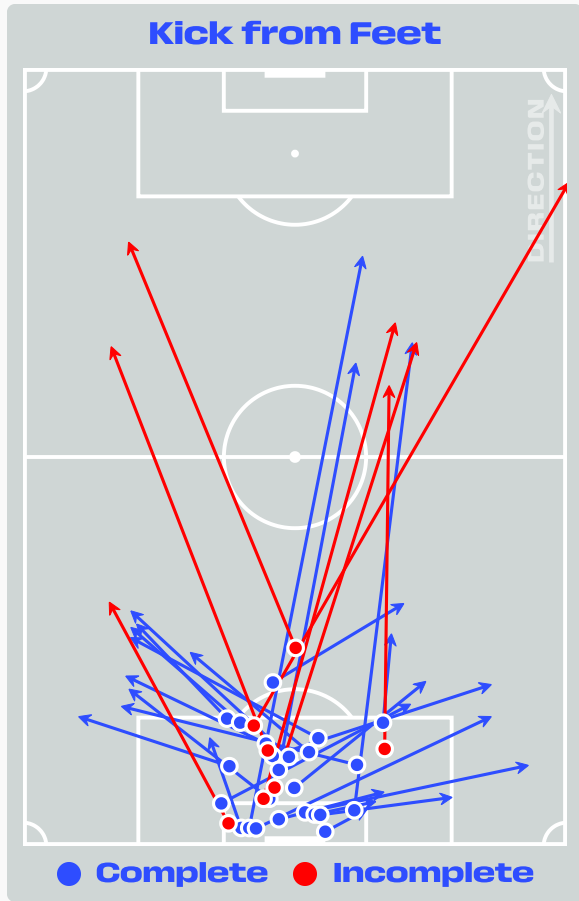
Congo DR

Congo DR GK Involvement Timeline


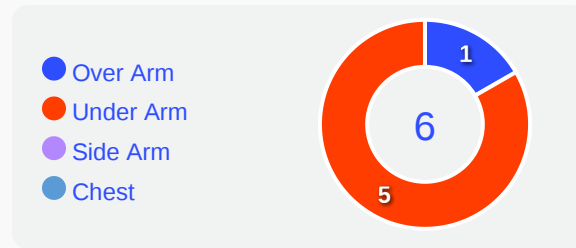
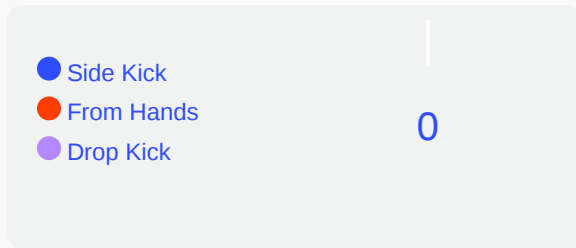
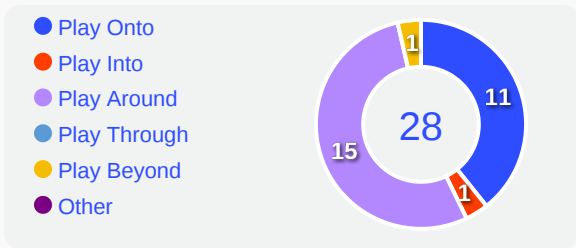
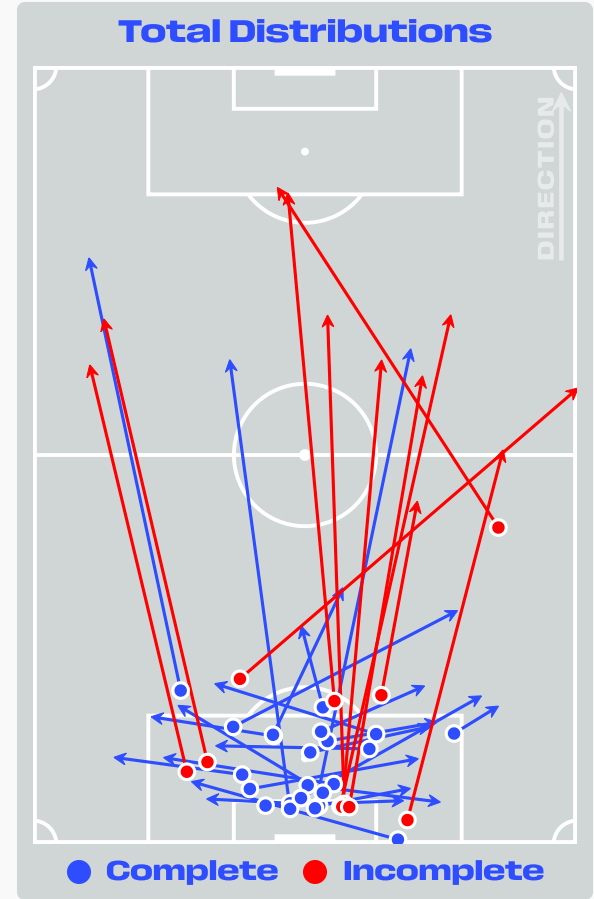
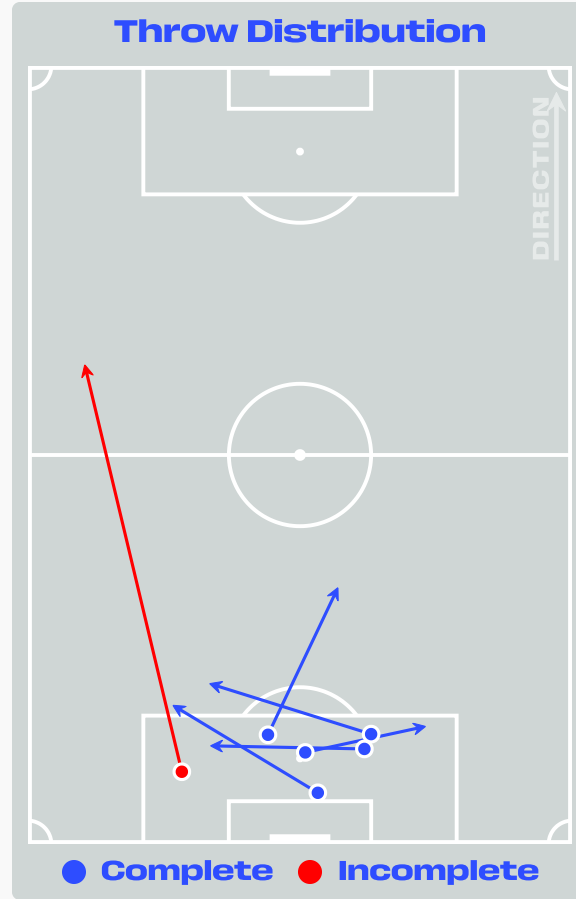
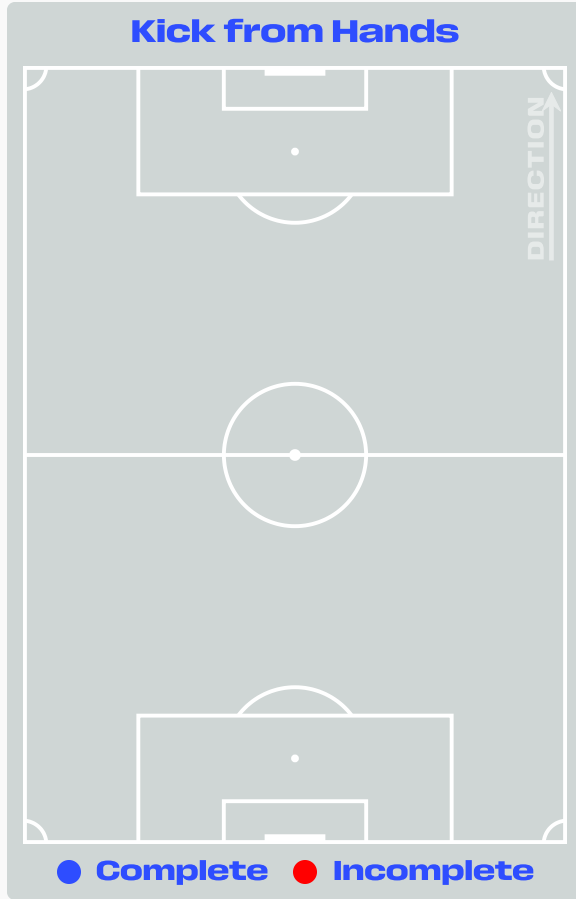
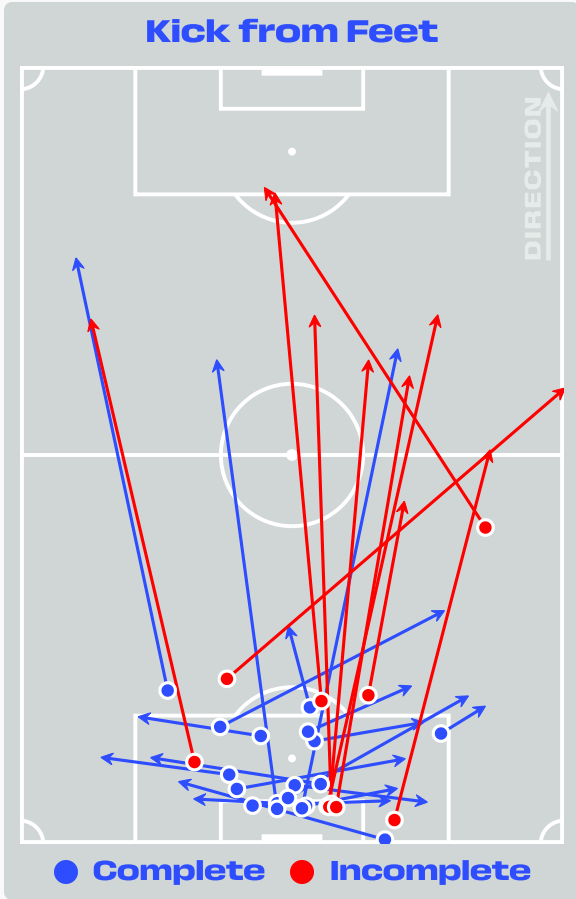


Total Involvements

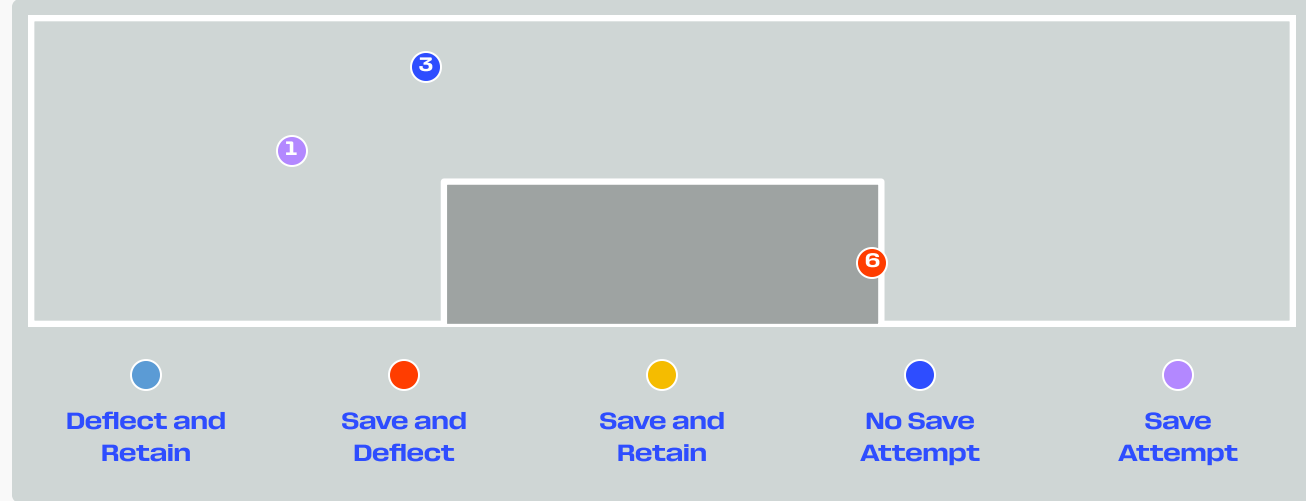
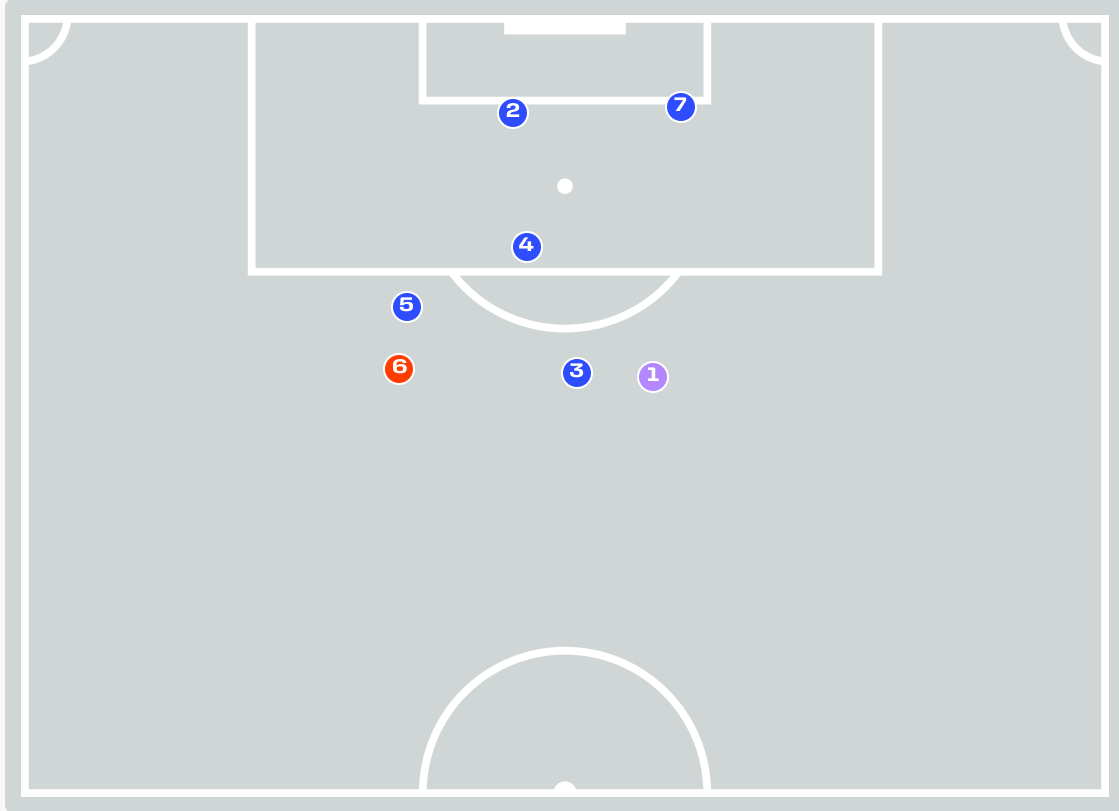
Goalkeeping Distribution



Goalkeeping Distribution

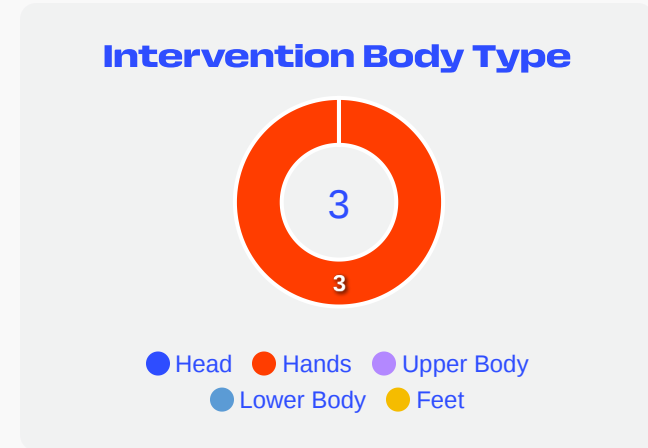
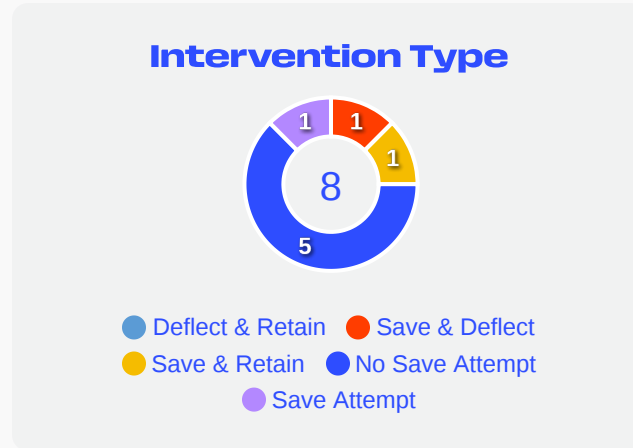


Goal Prevention



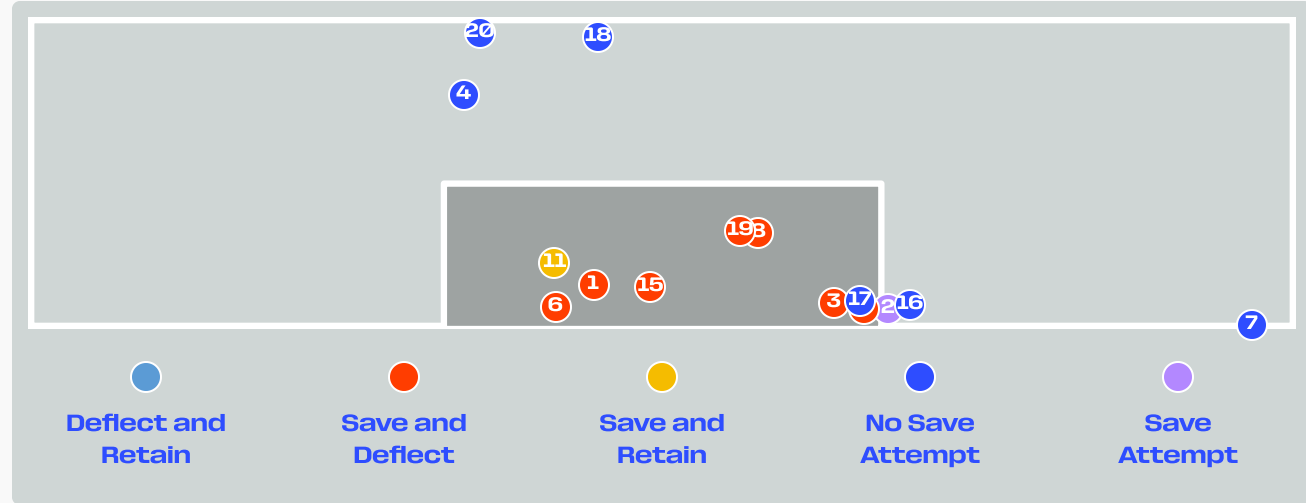
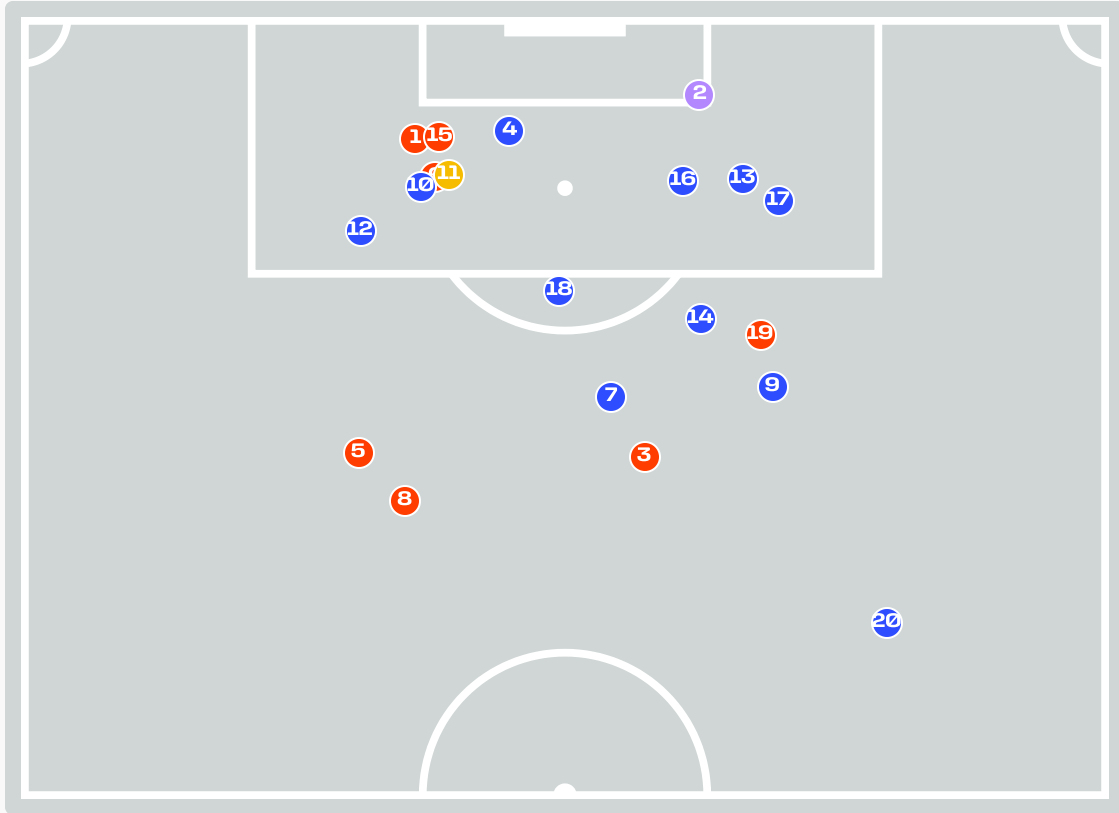
8
Total Attempts on Goal Faced

100
Save %



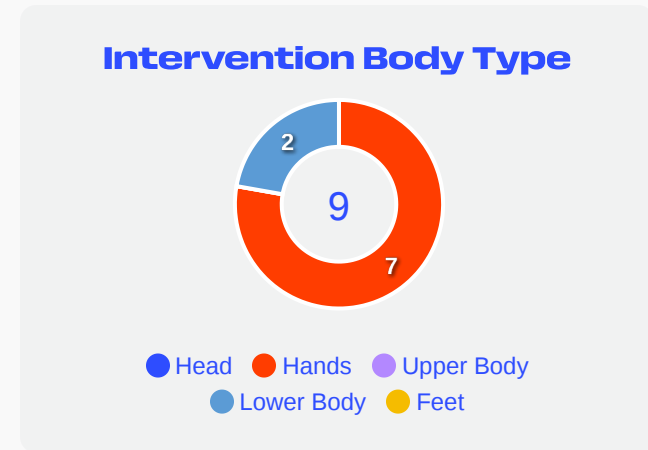
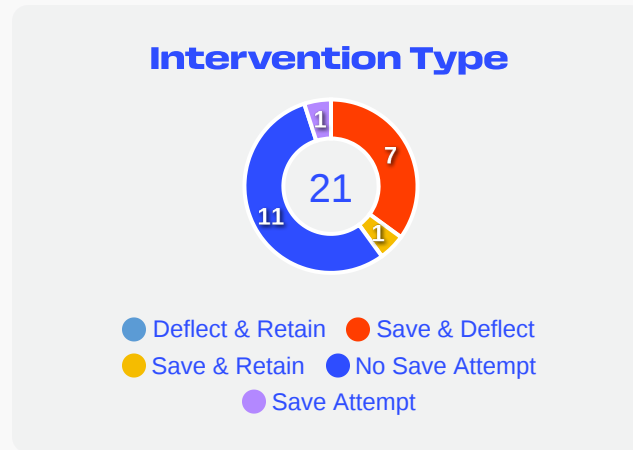
Total Attempts on Goal Faced	Total Goal Interventions	Save & Retain	Deflect & Retain	Save & Deflect	Save Attempt	No Save Attempt
8	2	1	0	1	1	5

Goal Prevention



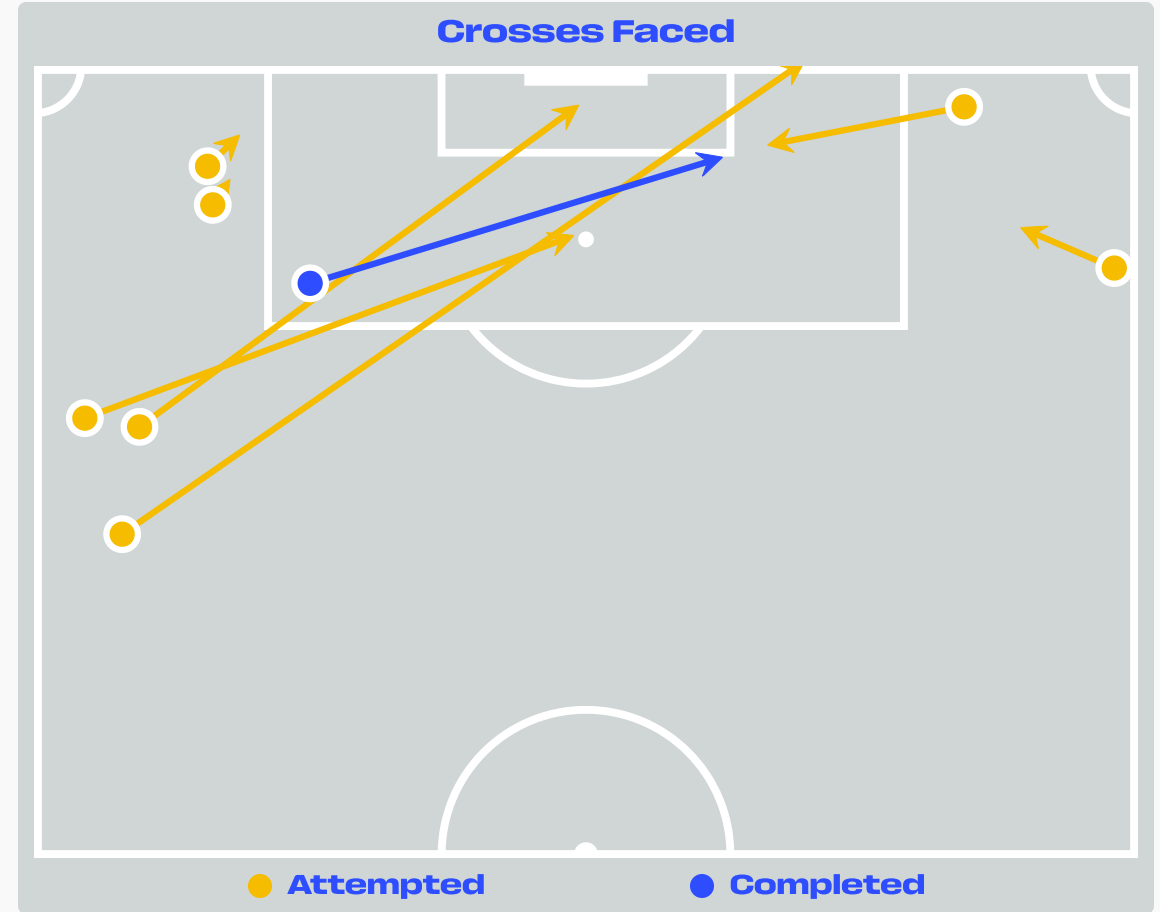


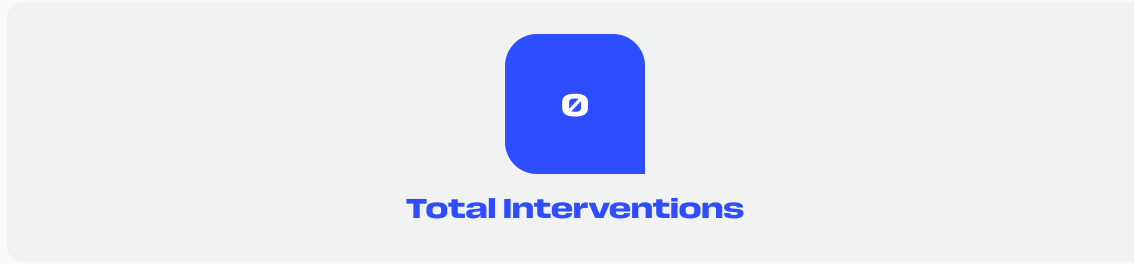
20
Total Attempts on Goal Faced

89
Save %



Total Attempts on Goal Faced	Total Goal Interventions	Save & Retain	Deflect & Retain	Save & Deflect	Save Attempt	No Save Attempt
20	8	1	0	7	1	11

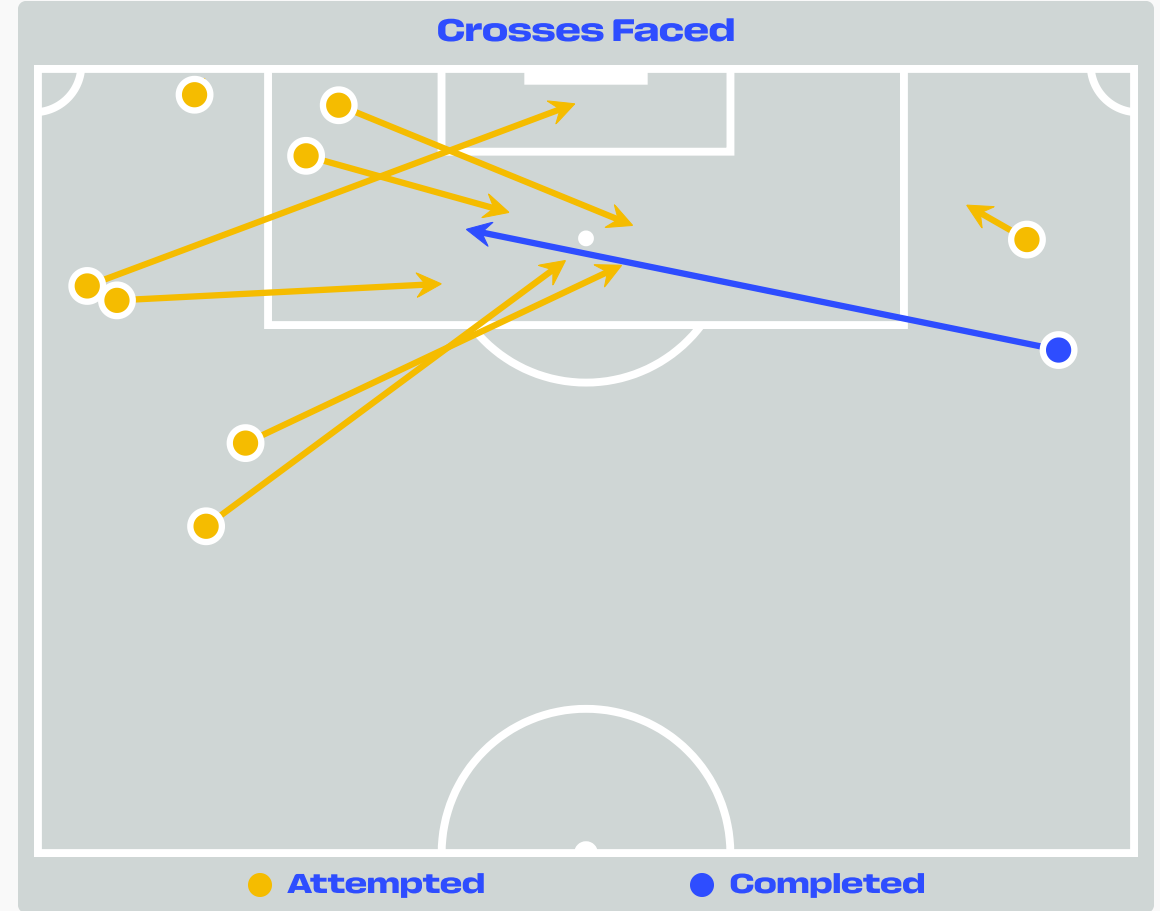


Aerial Control



Delivery Types Faced

Total	In Swing	Out Swing	Driven	Lofted	Cutback	Push
13	3	7	1	1	0	1

Aerial Control



Delivery Types Faced

Total	In Swing	Out Swing	Driven	Lofted	Cutback	Push
14	6	4	0	0	0	4

SET PLAYS



Colombia v Congo DR

Set Plays



34

Total Set Plays

16

Total Free Kicks

0

Total Penalties

5

Total Corners

13

Total Throw Ins

Free Kicks

Type	Total
Direct	16
Direct (on target)	0
Direct (off target)	1
Indirect	0

Corners

Delivery Type	From Left Side	From Right Side	Total
Direct to Area	2	3	5
Short	0	0	0
Edge of Penalty Area	0	0	0

Corners

Delivery Style	Total
Inswing	4
Outswing	1
Driven	0
Lofted	0

Set Plays



43
Total Set Plays

19
Total Free Kicks

0
Total Penalties

4
Total Corners

20
Total Throw Ins

Free Kicks	
Type	Total
Direct	12
Direct (on target)	0
Direct (off target)	0
Indirect	7

Corners			
Delivery Type	From Left Side	From Right Side	Total
Direct to Area	2	2	4
Short	0	0	0
Edge of Penalty Area	0	0	0

Corners	
Delivery Style	Total
Inswing	2
Outswing	2
Driven	0
Lofted	0

INDIVIDUAL DATA IN POSSESSION



Colombia v Congo DR

In Possession - Distributions



#	Player	Passes Attempted	Passes Completed	Pass Completion %	Switches of Play	Crosses Attempted	Crosses Completed	Line Breaks Attempted	Line Breaks Completed	Line Break Completion %	Ball Progressions	Take Ons	Step Ins	Attempts at Goal	Goals
12	Camilo VARGAS	34	27	79%	0	0	0	8	3	38%	0	0	0	0	0
2	Daniel MUNOZ	53	51	96%	0	1	0	4	4	100%	0	0	0	2	1
3	Jhon LUCUMI	52	50	96%	5	0	0	10	9	90%	0	0	0	1	0
7	Luis DIAZ	41	33	80%	1	1	0	8	5	62%	3	3	0	5	0
10	James RODRIGUEZ	48	37	77%	3	5	2	16	11	69%	0	0	0	1	0
11	Jhon ARIAS	46	43	93%	2	1	0	7	7	100%	4	3	1	2	0
14	Gustavo PUERTA	53	46	87%	0	1	0	12	10	83%	3	2	1	5	0
16	Jefferson LERMA	46	40	87%	0	0	0	13	12	92%	1	0	1	0	0
17	Johan MOJICA	68	56	82%	0	3	0	16	10	62%	0	0	0	1	0
23	Davinson SANCHEZ	66	63	95%	2	0	0	13	13	100%	1	0	1	1	0
25	Luis SUAREZ	6	5	83%	0	0	0	0	0	0%	1	1	0	1	0
6	Richard RIOS	4	2	50%	0	0	0	0	0	0%	0	0	0	0	0
9	Jhon CORDOBA	3	2	67%	0	0	0	0	0	0%	0	0	0	0	0
20	Juan QUINTERO	28	20	71%	3	2	0	13	10	77%	1	1	0	1	0

In Possession - Offers & Receptions



			Offer movement types						
#	Player	Total Offers	In Front	In Between	Out to In	In to Out	In Behind	No Movement	Offers Received
12	Camilo VARGAS	8	0	0	0	0	0	8	6
2	Daniel MUNOZ	97	26	1	0	0	36	34	21
3	Jhon LUCUMI	2	0	0	0	0	0	2	2
7	Luis DIAZ	60	10	9	4	0	30	7	21
10	James RODRIGUEZ	27	5	8	1	4	5	4	11
11	Jhon ARIAS	33	12	4	0	4	8	5	16
14	Gustavo PUERTA	48	25	6	2	5	7	3	26
16	Jefferson LERMA	47	31	13	0	1	0	2	13
17	Johan MOJICA	42	20	2	0	0	7	13	18
23	Davinson SANCHEZ	15	2	0	0	1	0	12	9
25	Luis SUAREZ	36	0	19	0	1	16	0	5
6	Richard RIOS	7	2	0	0	0	4	1	1
9	Jhon CORDOBA	14	0	1	1	1	11	0	2
20	Juan QUINTERO	17	5	2	0	1	3	6	10

In Possession - Distributions



#	Player	Passes Attempted	Passes Completed	Pass Completion %	Switches of Play	Crosses Attempted	Crosses Completed	Line Breaks Attempted	Line Breaks Completed	Line Break Completion %	Ball Progressions	Take Ons	Step Ins	Attempts at Goal	Goals
1	Lionel MPASI	34	23	68%	0	0	0	13	3	23%	0	0	0	0	0
2	Aaron WAN-BISSAKA	32	21	66%	0	1	0	18	10	56%	4	3	1	0	0
3	Steve KAPUADI	34	28	82%	0	0	0	12	7	58%	0	0	0	0	0
4	Axel TUANZEBE	27	23	85%	0	0	0	7	5	71%	0	0	0	0	0
6	Ngalayel MUKAU	15	10	67%	0	0	0	2	1	50%	2	2	0	0	0
8	Samuel MOUTOUSSAMY	29	20	69%	0	0	0	9	3	33%	0	0	0	1	0
17	Cedric BAKAMBU	7	4	57%	0	0	0	0	0	0%	0	0	0	1	0
20	Yoane WISSA	11	10	91%	0	0	0	0	0	0%	0	0	0	1	0
22	Chancel MBEMBA	35	28	80%	0	1	0	14	9	64%	1	1	0	0	0
25	Edo KAYEMBE	16	12	75%	0	2	0	1	0	0%	0	0	0	1	0
26	Arthur MASUAKU	30	21	70%	1	5	1	13	9	69%	0	0	0	0	0
7	Nathanael MBUKU	5	4	80%	0	2	2	2	1	50%	2	2	0	1	0
12	Joris KAYEMBE	6	5	83%	0	2	1	2	1	50%	1	1	0	1	0
14	Noah SADIKI	17	13	76%	0	0	0	4	1	25%	0	0	0	0	0
18	Charles PICKEL	13	11	85%	2	0	0	2	1	50%	0	0	0	1	0
23	Simon BANZA	4	3	75%	1	0	0	0	0	0%	0	0	0	0	0

In Possession - Offers & Receptions



			Offer movement types						
#	Player	Total Offers	In Front	In Between	Out to In	In to Out	In Behind	No Movement	Offers Received
1	Lionel MPASI	3	0	0	0	0	0	3	2
2	Aaron WAN-BISSAKA	27	5	2	0	0	5	15	6
3	Steve KAPUADI	15	1	0	0	0	2	12	7
4	Axel TUANZEBE	14	1	2	0	0	1	10	7
6	Ngalayel MUKAU	4	2	0	0	2	0	0	1
8	Samuel MOUTOUSSAMY	36	14	17	0	2	1	2	11
17	Cedric BAKAMBU	46	0	15	2	3	24	2	6
20	Yoane WISSA	14	2	5	0	1	6	0	3
22	Chancel MBEMBA	10	2	0	0	0	1	7	6
25	Edo KAYEMBE	21	4	9	0	2	3	3	9
26	Arthur MASUAKU	20	7	0	0	0	1	12	11
7	Nathanael MBUKU	4	2	1	0	1	0	0	1
12	Joris KAYEMBE	7	0	0	0	2	1	4	3
14	Noah SADIKI	13	2	5	1	1	0	4	7
18	Charles PICKEL	14	4	2	1	1	2	4	5
23	Simon BANZA	20	0	4	1	0	15	0	2

INDIVIDUAL DATA OUT OF POSSESSION



Colombia v Congo DR

Out of Possession



#	Player	Tackles Made / Won	Blocks	Interceptions	Pressing Direct	Pressing Indirect	Duels Won - Aerial	Duels Won - Physical	Possession Contests won	Clearances	Loose Ball Receptions	Pushing On	Pushing On into Pressing	Possession Regains	Possession Interrupted
12	Camilo VARGAS	0 / 0	0	0	0	0	0	0	0	1	1	0	0	5	0
2	Daniel MUNOZ	2 / 2	1	1	4	12	1	0	1	3	5	21	9	3	2
3	Jhon LUCUMI	0 / 0	2	1	2	4	3	1	4	6	4	3	1	5	4
7	Luis DIAZ	2 / 0	1	1	1	12	0	0	0	0	1	6	6	1	3
10	James RODRIGUEZ	0 / 0	2	0	0	26	0	0	0	0	1	23	19	0	1
11	Jhon ARIAS	4 / 2	2	2	6	9	1	0	1	0	3	15	11	6	2
14	Gustavo PUERTA	3 / 1	4	1	5	20	1	0	2	2	7	21	11	5	3
16	Jefferson LERMA	1 / 0	2	0	0	10	7	0	7	2	9	20	2	9	0
17	Johan MOJICA	2 / 1	3	3	0	6	4	0	4	4	4	17	5	9	4
23	Davinson SANCHEZ	2 / 1	3	2	4	1	2	1	3	6	11	12	2	6	6
25	Luis SUAREZ	1 / 0	1	0	4	9	2	0	2	0	2	12	6	1	0
6	Richard RIOS	2 / 0	2	1	5	1	0	0	0	0	0	6	4	2	2
9	Jhon CORDOBA	0 / 0	0	0	0	5	1	0	1	0	2	9	2	1	0
20	Juan QUINTERO	0 / 0	0	0	0	9	0	0	0	0	1	7	4	0	0

Out of Possession



#	Player	Tackles Made / Won	Blocks	Interceptions	Pressing Direct	Pressing Indirect	Duels Won - Aerial	Duels Won - Physical	Possession Contests won	Clearances	Loose Ball Receptions	Pushing On	Pushing On into Pressing	Possession Regains	Possession Interrupted
1	Lionel MPASI	0 / 0	0	0	0	0	0	0	0	0	3	0	0	7	0
2	Aaron WAN-BISSAKA	1 / 1	1	8	4	20	0	0	2	1	2	23	12	10	0
3	Steve KAPUADI	1 / 0	3	1	5	6	0	0	0	2	5	29	6	3	3
4	Axel TUANZEBE	1 / 1	2	1	4	4	0	0	0	5	4	9	3	4	4
6	Ngalayel MUKAU	1 / 0	1	1	3	30	0	0	0	0	6	17	8	2	0
8	Samuel MOUTOUSSAMY	5 / 2	1	0	8	25	1	0	1	2	3	24	10	3	4
17	Cedric BAKAMBU	1 / 0	0	0	3	21	2	0	3	1	1	17	7	2	1
20	Yoane WISSA	1 / 0	0	0	1	34	3	0	3	0	3	30	15	1	1
22	Chancel MBEMBA	0 / 0	3	0	0	2	0	0	0	4	5	10	2	5	4
25	Edo KAYEMBE	1 / 0	0	1	6	40	1	0	1	1	5	37	23	1	1
26	Arthur MASUAKU	1 / 0	1	1	2	22	0	0	0	2	6	32	20	3	1
7	Nathanael MBUKU	0 / 0	0	0	1	4	0	0	0	0	3	4	2	0	0
12	Joris KAYEMBE	2 / 2	1	1	2	2	0	0	0	0	1	5	2	4	0
14	Noah SADIKI	2 / 0	2	0	3	23	0	0	0	1	4	5	2	1	3
18	Charles PICKEL	0 / 0	4	0	3	5	1	0	1	0	0	10	5	1	2
23	Simon BANZA	0 / 0	0	0	2	15	3	0	4	0	1	13	7	1	0

INDIVIDUAL DATA PHYSICAL



Colombia v Congo DR

Physical Data



#	Player	Total Distance (m)	Zone 1: 0-7 km/h (m)	Zone 2: 7-15 km/h (m)	Zone 3: 15-20 km/h (m)	Zone 4: 20-25 km/h (m)	Zone 5: 25+ km/h (m)	High Speed Runs (Zone 3)	Sprints (Zone 4 & 5)	Top Speed (km/h)
12	Camilo VARGAS	4466.0	3695.9	645.3	96.2	24.1	4.6	11.0	2.0	25.7
2	Daniel MUNOZ	10716.4	3696.1	4502.5	1642.2	662.2	213.4	141.0	48.0	30.3
3	Jhon LUCUMI	8205.6	4013.7	3088.8	772.7	225.5	104.9	67.0	21.0	30.9
7	Luis DIAZ	10119.2	4202.7	3835.5	1124.8	639.8	316.4	98.0	53.0	32.7
10	James RODRIGUEZ	6309.8	2654.8	2724.4	717.7	212.9	0	69.0	16.0	24.2
11	Jhon ARIAS	7790.1	3472.5	2921.3	864.8	330.6	200.8	77.0	25.0	30.6
14	Gustavo PUERTA	11297.9	3954.9	4802.8	1855.7	523.3	161.2	153.0	38.0	31.3
16	Jefferson LERMA	10656.4	3509.9	4719.7	1872.5	463.7	90.7	158.0	34.0	28.6
17	Johan MOJICA	10032.0	4396.5	3433.6	1235.8	659.1	307.1	102.0	50.0	31.5
23	Davinson SANCHEZ	9079.6	4026.8	3615.2	924.5	354.7	158.5	79.0	27.0	32.8
25	Luis SUAREZ	5742.6	2844.3	1781.2	600.8	287.5	228.7	52.0	31.0	31.7
6	Richard RIOS	2217.5	849.7	796.1	345.1	160.4	66.1	28.0	13.0	28.7
9	Jhon CORDOBA	3413.1	1615.2	1139.0	463.1	162.0	33.8	42.0	10.0	28.2
20	Juan QUINTERO	3929.9	1797.3	1392.4	463.4	263.6	13.2	45.0	13.0	26.0

Physical Data



#	Player	Total Distance (m)	Zone 1: 0-7 km/h (m)	Zone 2: 7-15 km/h (m)	Zone 3: 15-20 km/h (m)	Zone 4: 20-25 km/h (m)	Zone 5: 25+ km/h (m)	High Speed Runs (Zone 3)	Sprints (Zone 4 & 5)	Top Speed (km/h)
1	Lionel MPASI	4658.3	3570.9	1003.6	83.8	0	0	11.0	0	19.6
2	Aaron WAN-BISSAKA	9994.5	4158.4	3575.4	1374.0	658.8	227.9	119.0	43.0	31.2
3	Steve KAPUADI	9541.5	4017.7	3679.8	1219.4	482.8	141.9	102.0	34.0	32.8
4	Axel TUANZEBE	9003.6	4116.4	3495.0	876.6	326.0	189.6	64.0	31.0	30.6
6	Ngalayel MUKAU	5785.8	1806.2	2641.0	873.7	333.1	131.8	79.0	27.0	32.4
8	Samuel MOUTOUSSAMY	10162.9	2966.3	4707.0	1901.1	456.1	132.5	148.0	32.0	31.1
17	Cedric BAKAMBU	6298.7	2998.4	1996.5	753.8	333.1	216.9	64.0	36.0	33.2
20	Yoane WISSA	9745.7	4567.2	3716.6	982.1	337.1	142.6	92.0	30.0	28.7
22	Chancel MBEMBA	8862.3	4028.9	3139.6	1141.2	481.3	71.2	92.0	33.0	30.3
25	Edo KAYEMBE	8719.2	2775.1	4022.5	1349.8	439.3	132.6	118.0	34.0	31.3
26	Arthur MASUAKU	7378.9	3086.1	2797.7	1056.6	375.7	62.8	98.0	30.0	31.9
7	Nathanael MBUKU	1843.5	491.1	886.0	285.1	141.6	39.9	22.0	8.0	32.4
12	Joris KAYEMBE	2282.4	914.3	879.7	273.6	172.4	42.4	25.0	10.0	29.7
14	Noah SADIKI	5321.1	1952.7	2381.6	672.7	223.0	91.2	58.0	17.0	30.9
18	Charles PICKEL	2669.7	1002.2	989.9	431.2	178.0	68.3	30.0	14.0	30.8
23	Simon BANZA	3747.5	1434.4	1521.8	507.8	205.5	77.9	47.0	15.0	29.9



TM