



## England 0 - 0 Ghana

Group L - Match 45

23 June 2026

16:00 Kick Off

Boston Stadium

# POST MATCH SUMMARY REPORT

# Match Summary - Teams



0 - 0

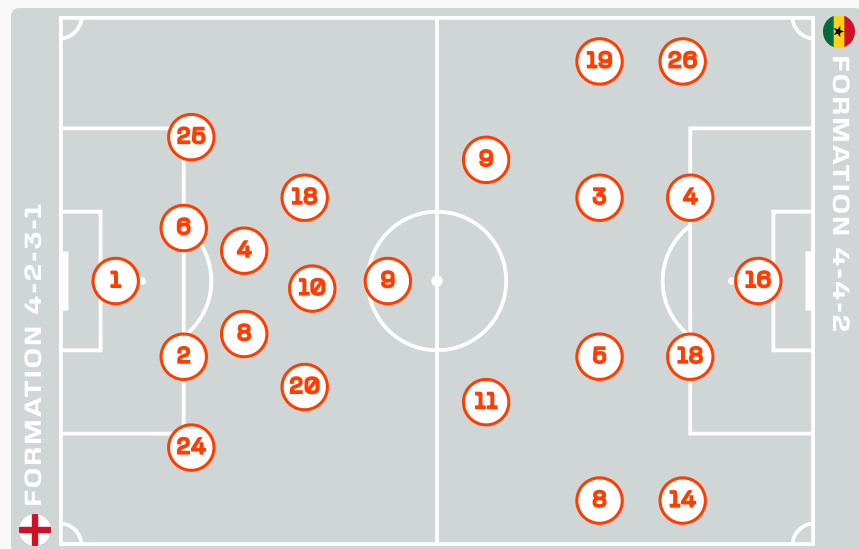


## STARTING

- 1 GK Jordan PICKFORD
- 2 DF Ezri KONSA
- 4 MF Declan RICE 41'
- 6 DF Marc GUEHI
- 8 MF Elliot ANDERSON ↓ 74'
- 9 FW Harry KANE
- 10 MF Jude BELLINGHAM ↓ 74'
- 18 FW Anthony GORDON ↓ 65'
- 20 FW Noni MADUEKE ↓ 83'
- 24 DF Reece JAMES
- 25 DF Djed SPENCE ↓ 66'

## SUBSTITUTES

- 13 GK Dean HENDERSON
- 23 GK James TRAFFORD
- 3 DF Nico OREILLY ↑ 66'
- 5 DF John STONES
- 7 FW Bukayo SAKA ↑ 65'
- 11 FW Marcus RASHFORD ↑ 83'
- 12 DF Trevoh CHALOBAH
- 14 MF Jordan HENDERSON
- 15 DF Dan BURN
- 16 MF Kobbie MAINOO
- 17 MF Morgan ROGERS ↑ 74'
- 19 FW Ollie WATKINS
- 21 MF Eberechi EZE ↑ 74'
- 22 FW Ivan TONEY
- 26 DF Jarell QUANSAH



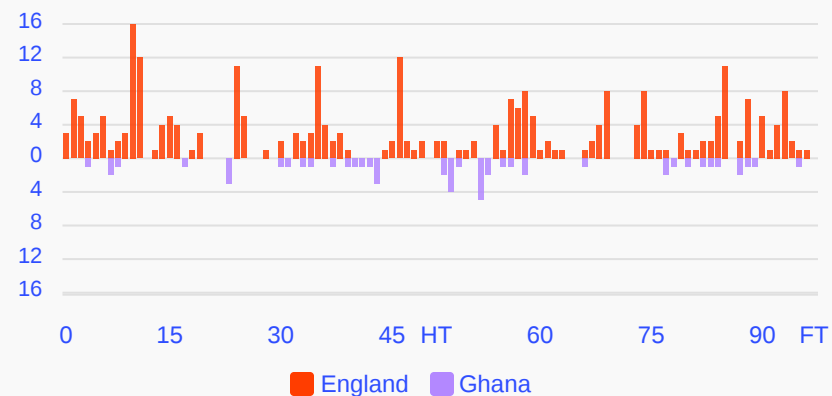
## STARTING

- Benjamin ASARE GK 16
- Caleb VIRENKYI MF 3
- Jonas ADJETEY DF 4
- Thomas PARTEY MF 5
- Kwasi SIBO MF 8
- ↓ 67' Jordan AVEW FW 9
- Antoine SEMENYO MF 11
- Gideon MENSAH DF 14
- Jerome OPOKU DF 18
- ↓ 66' 60' Inaki WILLIAMS FW 19
- ↓ 87' Marvin SENAYA DF 26

## SUBSTITUTES

- Lawrence Ati ZIGI GK 1
- Joseph ANANG GK 12
- Alidu SEIDU DF 2
- Abdul MUMIN DF 6
- ↑ 66' Abdul FATAWU FW 7
- Brandon THOMAS-ASANTE FW 10
- Christopher BONSU BAAH FW 13
- Elisha OWUSU MF 15
- ↑ 90+5' Baba RAHMAN DF 17
- Augustine BOAKYE MF 20
- ↑ 87' Kojo Peprah OPPONG DF 21
- Kamaldeen SULEMANA FW 22
- Derrick LUCKASSEN DF 23
- Ernest NUAMAH FW 24
- ↓ 90+5' ↑ 67' Prince ADU FW 25

Distribution in the Final Third



# Match Summary - Key Statistics



0 - 0



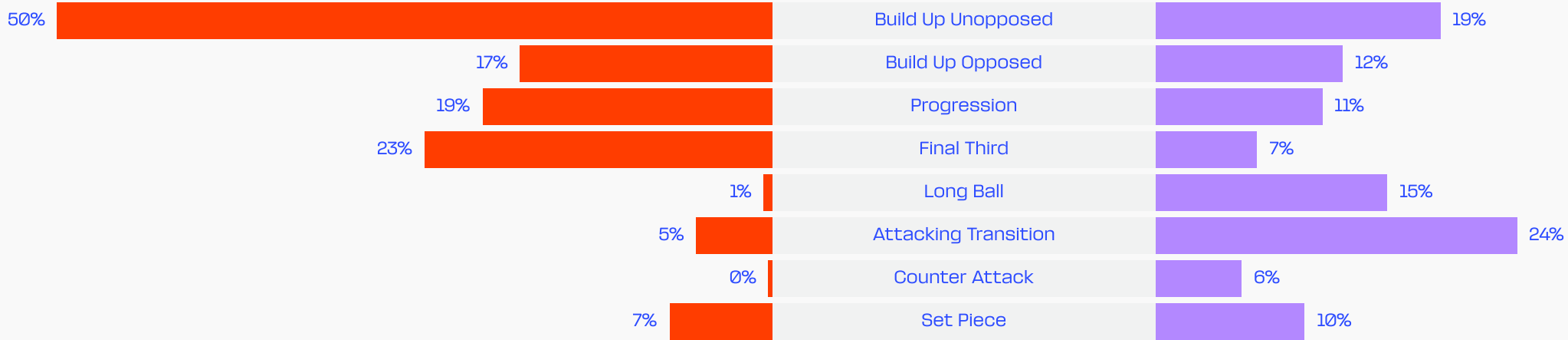
## Possession

Total	72.4%	7.6%	20%	Total
0	Goals			0
1.78	xG (Expected Goals)			0.34
19 (3)	Attempts at Goal (On Target)			2 (0)
652 (605)	Total Passes (Complete)			179 (128)
93 %	Pass Completion %			72 %
106	Completed Line Breaks			36
16	Defensive Line Breaks			6
218	Receptions in the Final Third			24
32	Crosses			5
31	Ball Progressions			11
105 (39)	Defensive Pressures Applied (Direct Pressures)			298 (50)
25	Forced Turnovers			31
65	Second Balls			32
108.3 km	Total Distance Covered			105.9 km
5.1 km	Zone 4 - Low Speed Sprinting: 20-25 km/h			4.3 km

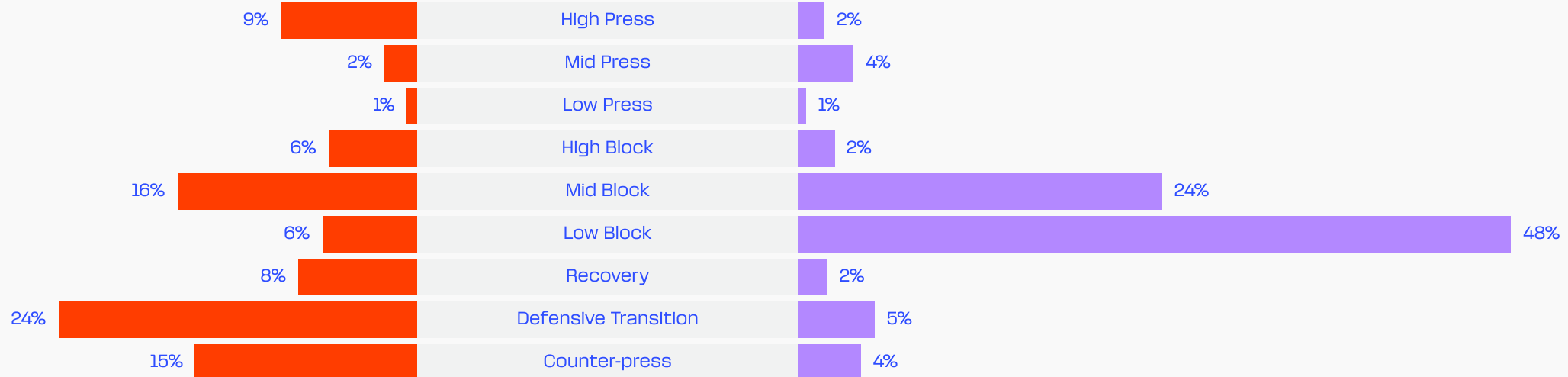


## Phases of Play

### IN POSSESSION



### OUT OF POSSESSION

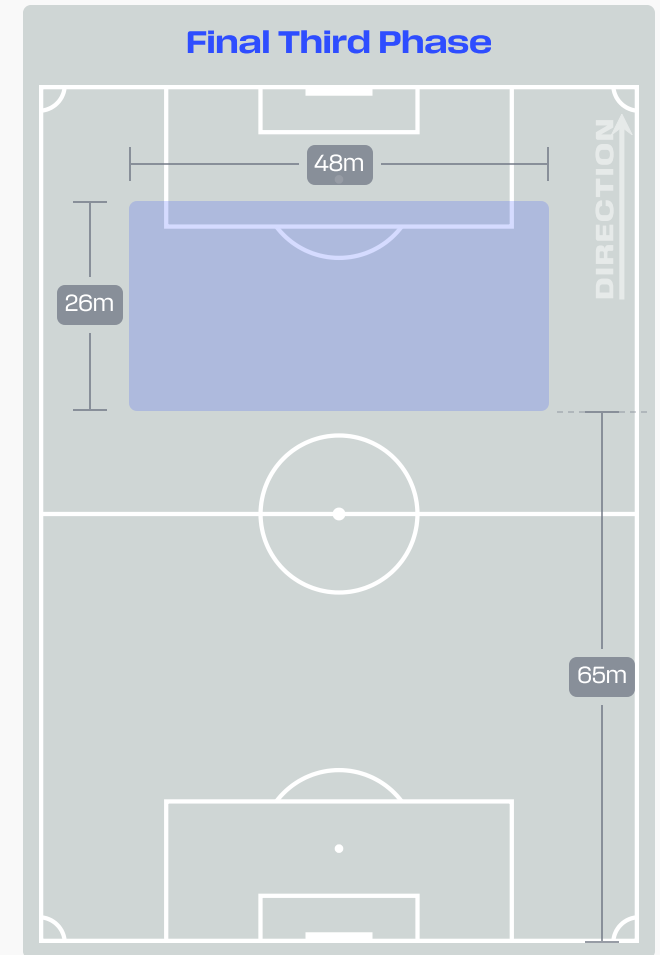
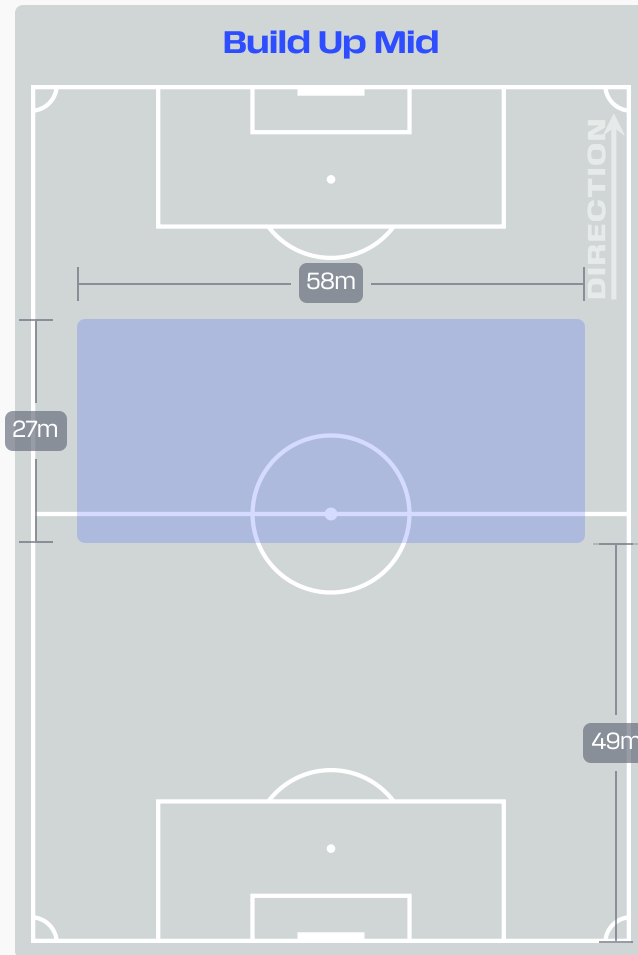
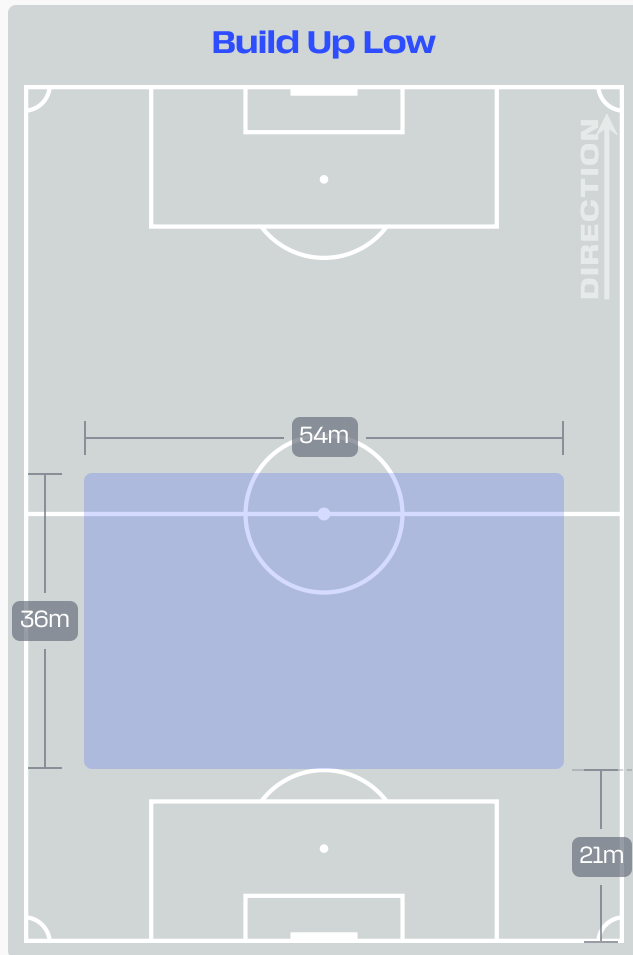


# IN POSSESSION

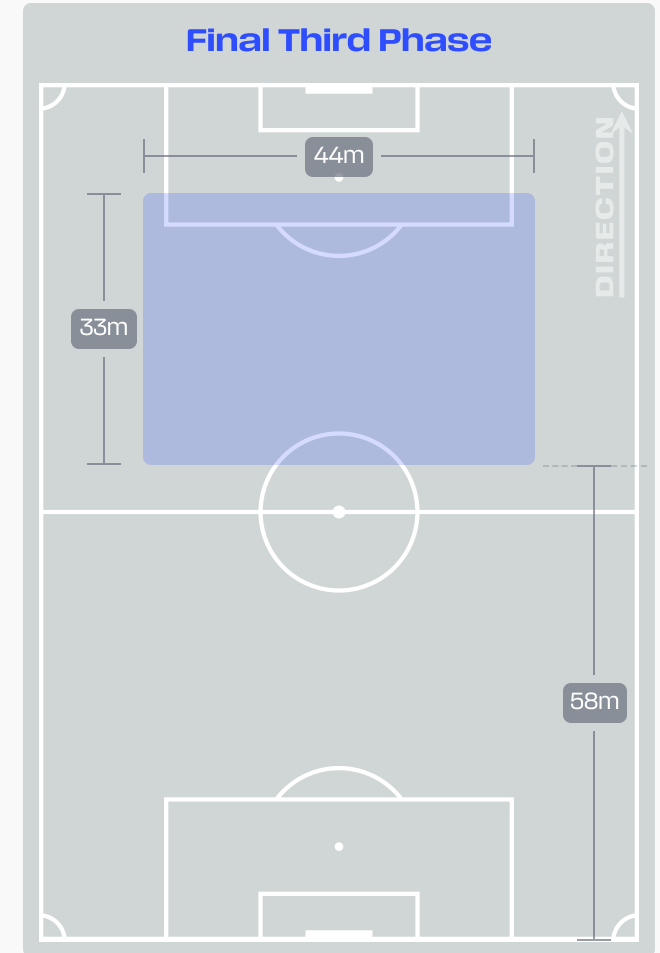
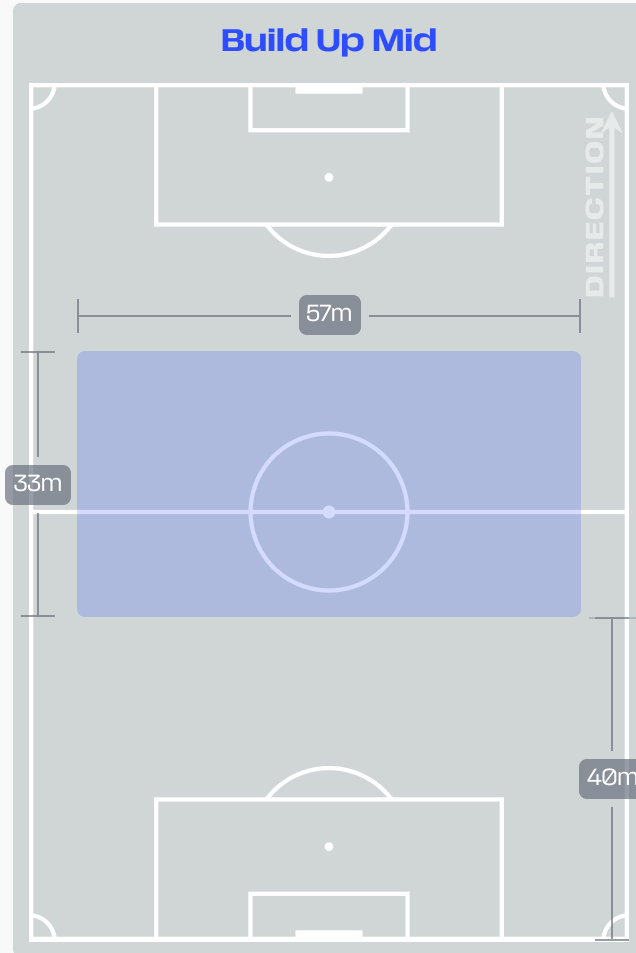
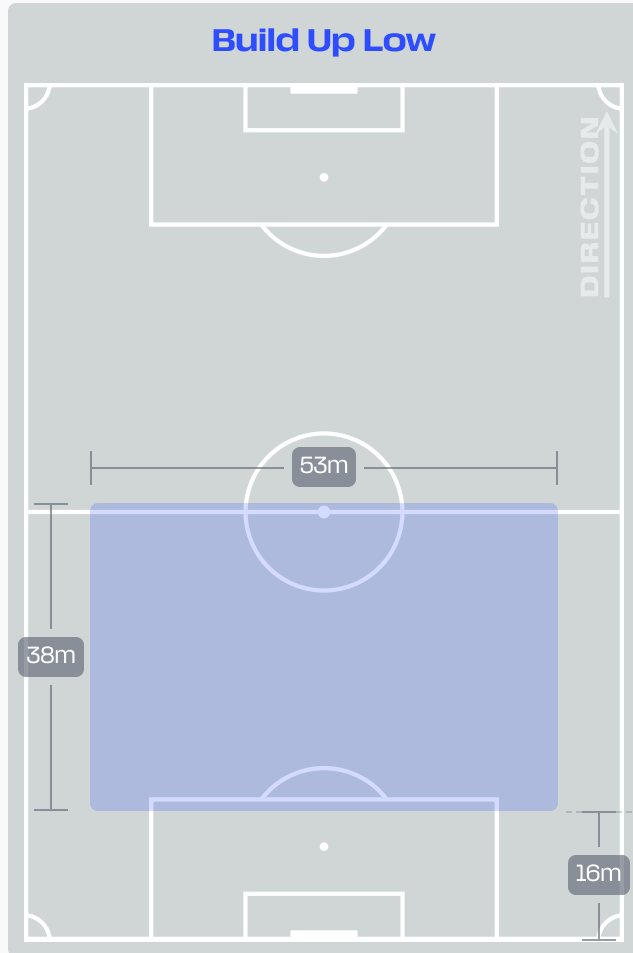


England v Ghana

# In Possession Line Height & Team Length



# In Possession Line Height & Team Length



# Line Breaks

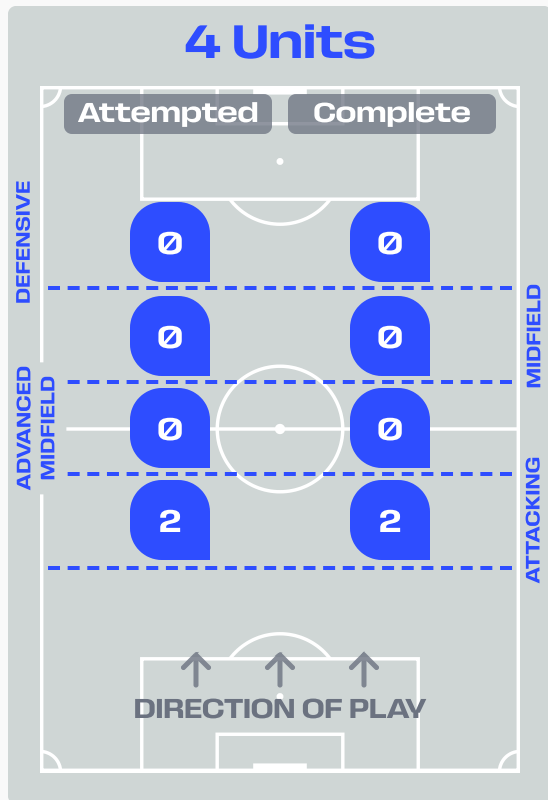


Attempted Line Breaks  
**140**

32 Attempted  
22 Complete

67 Attempted  
64 Complete

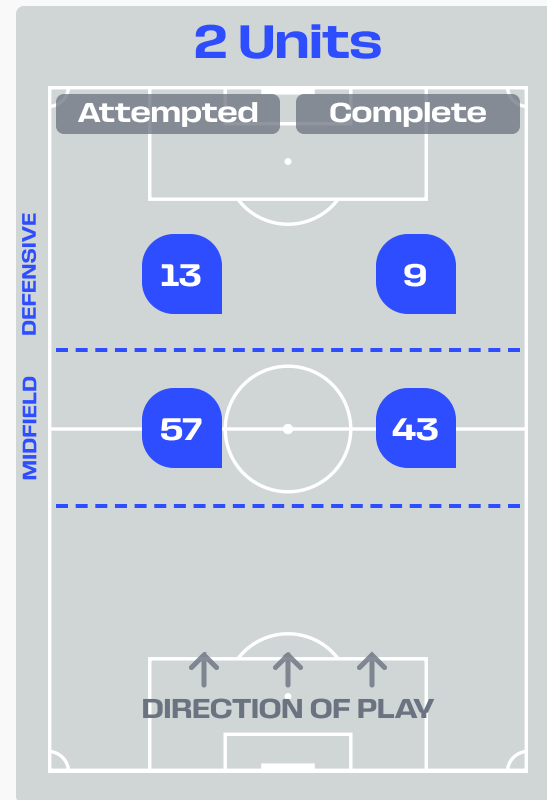
41 Attempted  
20 Complete



Attempted Line Breaks **2**  
Inside Shape 1  
Outside Shape 1



Attempted Line Breaks **68**  
Inside Shape 40  
Outside Shape 28



Attempted Line Breaks **70**  
Inside Shape 27  
Outside Shape 43

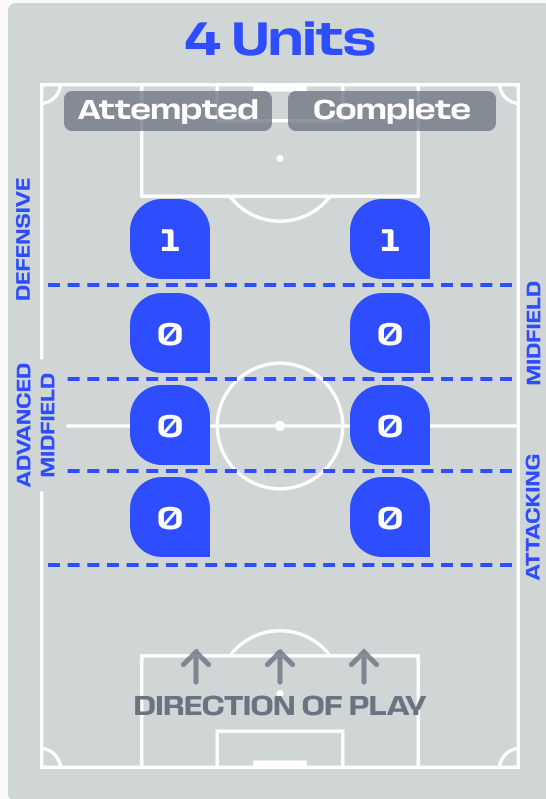
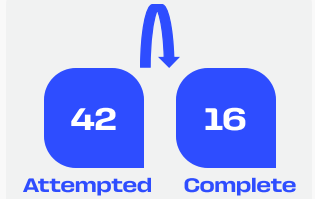
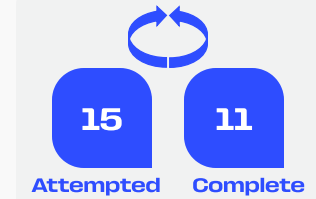
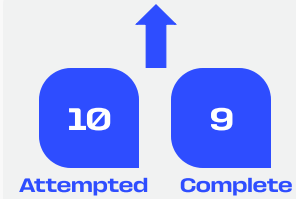
# Line Breaks



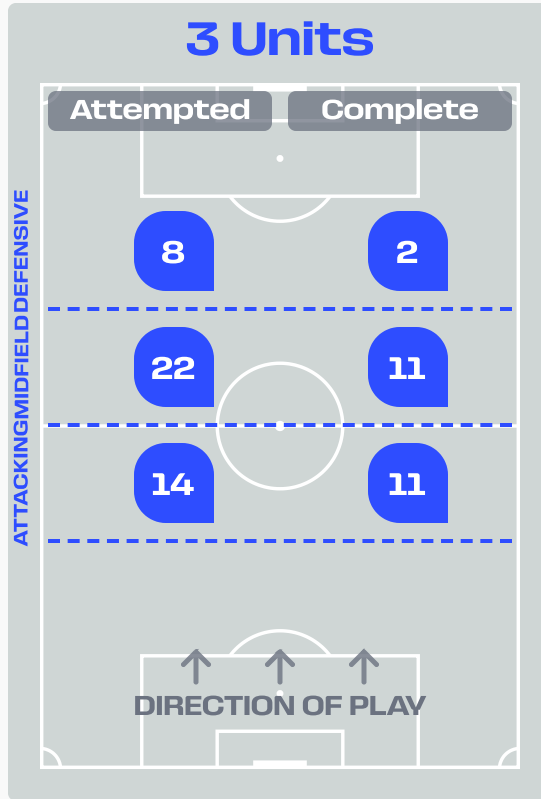
Ghana

Attempted Line Breaks

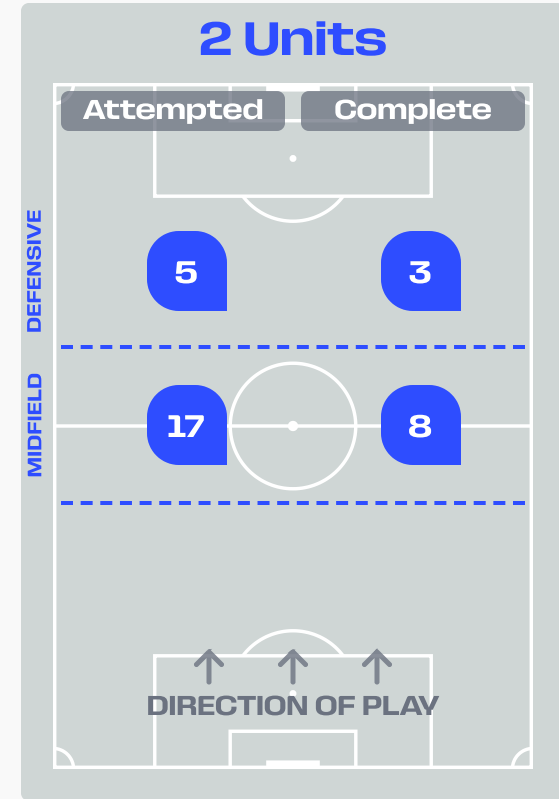
67



<b>Attempted Line Breaks</b>	<b>1</b>
Inside Shape	0
Outside Shape	1



<b>Attempted Line Breaks</b>	<b>44</b>
Inside Shape	29
Outside Shape	15



<b>Attempted Line Breaks</b>	<b>22</b>
Inside Shape	17
Outside Shape	5





# Passing Networks



#	Passes From ↓ to →	Jordan PICKFORD	Ezri KONSA	Declan RICE	Marc GUEHI	Elliot ANDERSON	Harry KANE	Jude BELLINGHAM	Anthony GORDON	Noni MADUEKE	Reece JAMES	Djed SPENCE	Nico OREILLY	Bukayo SAKA	Marcus RASHFORD	Morgan ROGERS	Eberechi EZE
1	Jordan PICKFORD		9	1	7	0	1	0	0	0	1	2	0	0	0	0	0
2	Ezri KONSA	3		9	47	20	0	8	1	9	14	1	2	1	0	0	1
4	Declan RICE	2	6		5	4	2	2	6	3	3	3	0	2	1	2	0
6	Marc GUEHI	5	39	10		21	3	1	3	4	4	21	5	1	6	0	3
8	Elliot ANDERSON	0	13	4	13		0	9	4	5	9	6	2	0	0	0	0
9	Harry KANE	0	1	0	1	0		1	1	1	0	1	0	0	0	2	0
10	Jude BELLINGHAM	0	4	0	4	4	2		2	2	7	2	0	0	0	0	0
18	Anthony GORDON	0	0	2	2	5	2	3		1	1	4	0	0	0	0	0
20	Noni MADUEKE	1	4	0	4	2	0	1	0		6	0	1	0	0	0	2
24	Reece JAMES	2	19	4	5	8	0	7	1	8		0	0	5	0	1	0
25	Djed SPENCE	0	1	4	17	5	0	0	13	2	0		0	0	0	0	0
3	Nico OREILLY	0	1	1	5	0	0	0	0	3	0	0		1	0	0	0
7	Bukayo SAKA	0	1	0	0	0	0	0	0	0	4	0	0		0	2	0
11	Marcus RASHFORD	0	0	0	3	0	1	0	0	0	0	0	1	1		0	0
17	Morgan ROGERS	0	0	1	0	0	0	0	0	0	1	0	0	0	1		1
21	Eberechi EZE	0	3	0	0	0	0	0	0	1	0	0	1	0	2	0	

Top 5 Player to Player Passers		
Player	Passed To	% of Total Team Passes
Ezri KONSA	Marc GUEHI	8.1%
Marc GUEHI	Ezri KONSA	6.7%
Marc GUEHI	Elliot ANDERSON	3.6%
Marc GUEHI	Djed SPENCE	3.6%
Ezri KONSA	Elliot ANDERSON	3.4%

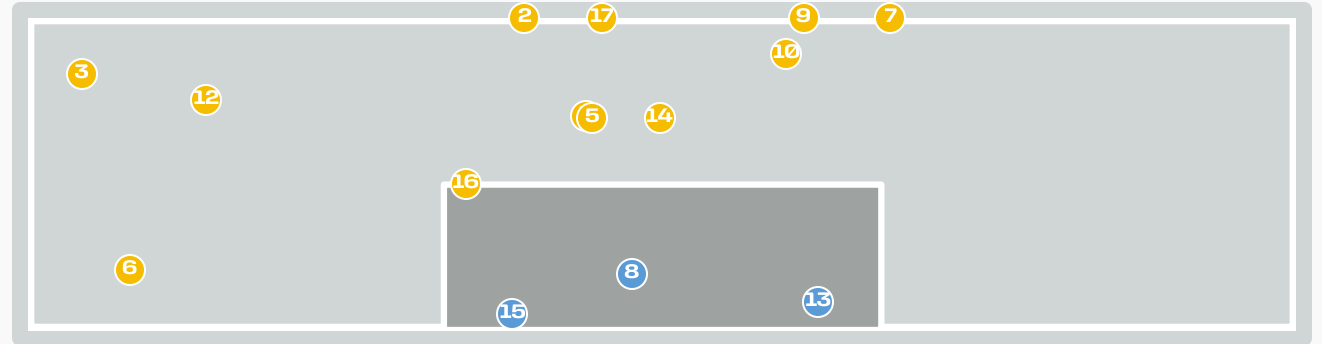
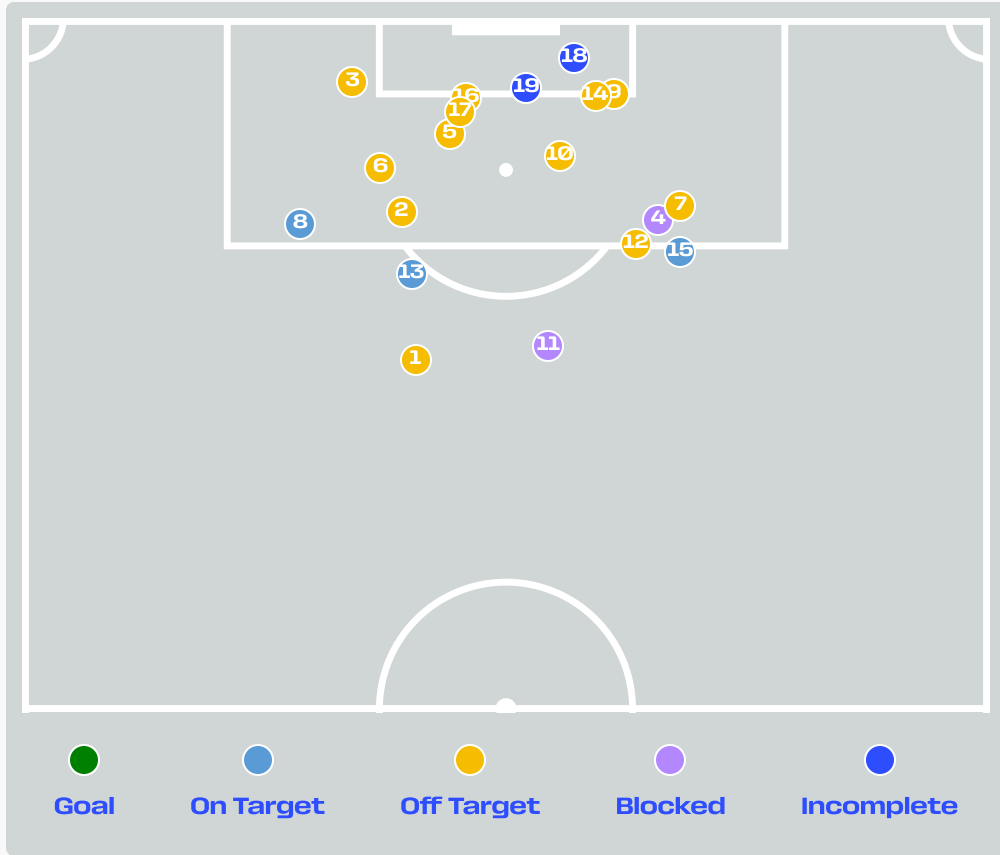


# Passing Networks

#	Passes From ↓ to →	Benjamin ASARE	Caleb YIRENKYI	Jonas ADJETEY	Thomas PARTEY	Kwasi SIBO	Jordan AYEWE	Antoine SEMENYO	Gideon MENSAH	Jerome OPOKU	Inaki WILLIAMS	Marvin SENAYA	Abdul FATAWU	Baba RAHMAN	Kojo Peprah OPPONG	Prince ADU
16	Benjamin ASARE		1	2	2	2	2	1	0	1	0	0	0	0	0	0
3	Caleb YIRENKYI	0		1	1	0	0	0	0	0	2	2	0	0	0	0
4	Jonas ADJETEY	2	1		7	0	0	0	0	2	1	1	0	0	0	0
5	Thomas PARTEY	0	1	4		3	2	1	2	6	0	2	0	0	0	0
8	Kwasi SIBO	0	0	3	3		0	2	3	2	0	0	0	0	0	0
9	Jordan AYEWE	0	0	0	2	0		1	2	1	0	0	0	0	0	0
11	Antoine SEMENYO	0	0	0	1	1	0		1	0	0	0	0	0	0	0
14	Gideon MENSAH	0	1	1	1	3	3	2		3	0	0	0	0	0	0
18	Jerome OPOKU	1	0	1	2	0	1	0	3		1	2	0	0	0	0
19	Inaki WILLIAMS	0	3	1	2	0	0	0	0	0		2	0	0	0	0
26	Marvin SENAYA	0	0	2	0	0	0	0	0	0	4		0	0	0	0
7	Abdul FATAWU	0	0	0	0	0	0	0	0	0	0	0		0	0	1
17	Baba RAHMAN	0	0	0	0	0	0	0	0	0	0	0	0		0	0
21	Kojo Peprah OPPONG	0	0	0	0	0	0	0	0	0	0	0	0	0		0
25	Prince ADU	0	2	0	0	0	0	0	0	0	0	0	0	0	0	

Top 5 Player to Player Passers		
Player	Passed To	% of Total Team Passes
Jonas ADJETEY	Thomas PARTEY	6%
Thomas PARTEY	Jerome OPOKU	5.2%
Thomas PARTEY	Jonas ADJETEY	3.4%
Marvin SENAYA	Inaki WILLIAMS	3.4%
Thomas PARTEY	Kwasi SIBO	2.6%

# Attempts at Goal



Key	Outcome	Shots
●	Goals	0
●	On Target	3
●	Off Target	12
●	Blocked	2
●	Incomplete	2

# Attempts at Goal

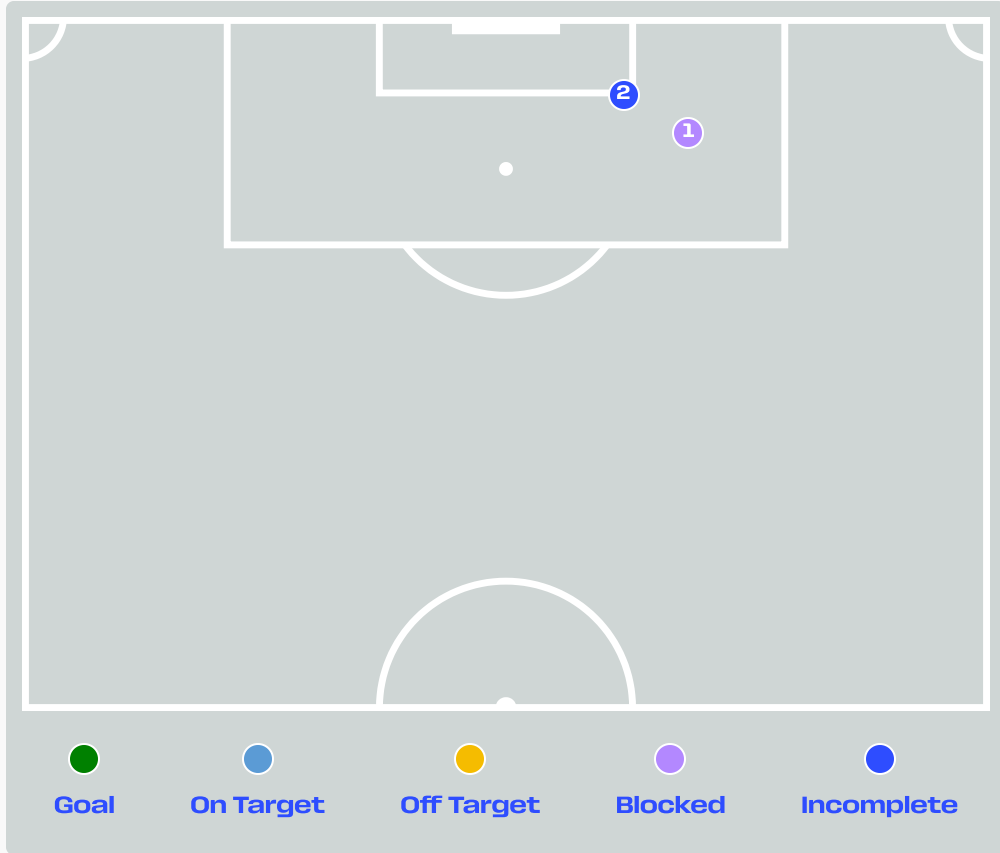
Time	Player	Outcome	Body Part	Delivery Type
13	4 Declan RICE	Off Target	Right Foot	Freekick
14	8 Elliot ANDERSON	Deflected Off Target - Defensive Event	Right Foot	Pass
15	4 Declan RICE	Deflected Off Target - Defensive Event	Left Foot	Loose Ball
32	10 Jude BELLINGHAM	Incomplete - Blocked	Right Foot	Loose Ball
36	4 Declan RICE	Off Target	Head	Cross
48	9 Harry KANE	Deflected Off Target - Defensive Event	Left Foot	Pass
56	20Noni MADUEKE	Deflected Off Target - Defensive Event	Left Foot	Pass
56	18 Anthony GORDON	On Target - Saved	Right Foot	Pass
60	8 Elliot ANDERSON	Deflected Off Target - Defensive Event	Head	Freekick
61	8 Elliot ANDERSON	Off Target	Head	Corner
62	8 Elliot ANDERSON	Incomplete - Blocked	Right Foot	Loose Ball
63	20Noni MADUEKE	Off Target	Left Foot	Pass
68	9 Harry KANE	On Target - Saved	Left Foot	Loose Ball
69	7 Bukayo SAKA	Off Target	Head	Cross
85	7 Bukayo SAKA	On Target - Saved	Left Foot	Pass
85	3 Nico OREILLY	Off Target	Head	Cross
85	9 Harry KANE	Off Target	Left Foot	Other






# Attempts at Goal



Time	Player	Outcome	Body Part	Delivery Type
92	3 Nico OREILLY	Incomplete - Player On Ball Error	Head	Corner
92	6 Marc GUEHI	Incomplete - Defensive Event	Head	Cross

# Attempts at Goal

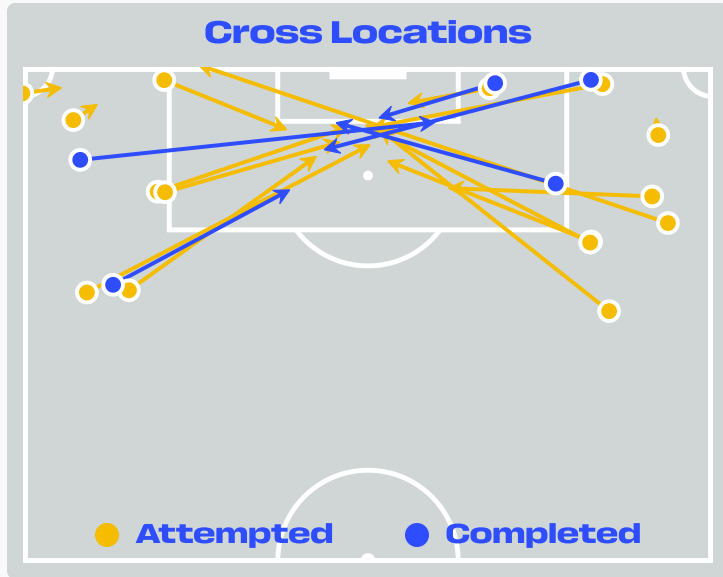


Key	Outcome	Shots
	Goals	0
	On Target	0
	Off Target	0
	Blocked	1
	Incomplete	1

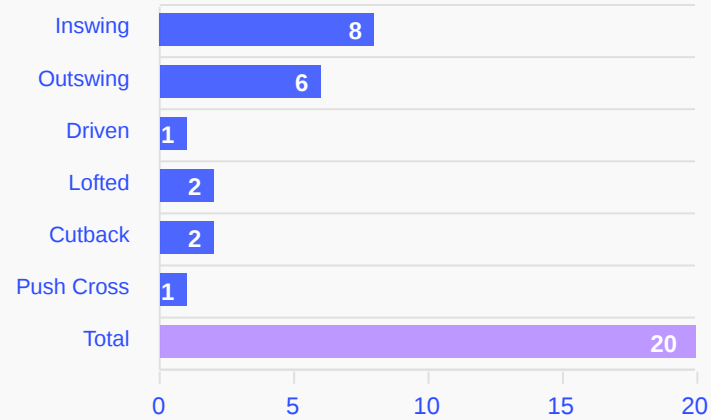
# Attempts at Goal

Time	Player	Outcome	Body Part	Delivery Type
49	26 Marvin SENAYA	Incomplete - Blocked	Right Foot	Pass
78	25 Prince ADU	Incomplete - Referee Event	Left Foot	Loose Ball

# Crosses (Open Play)



### Delivery Type



Attempted

20

Completed

5

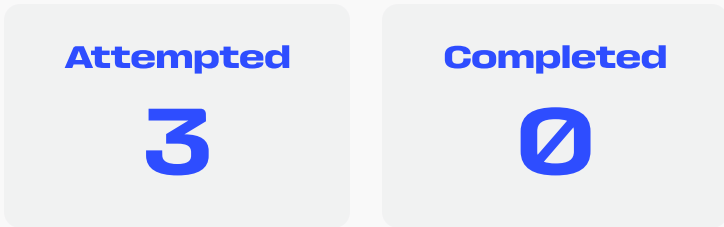
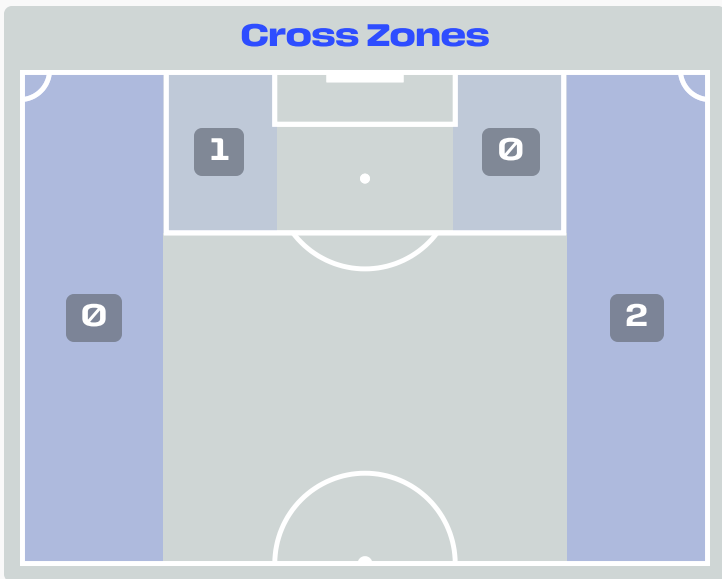
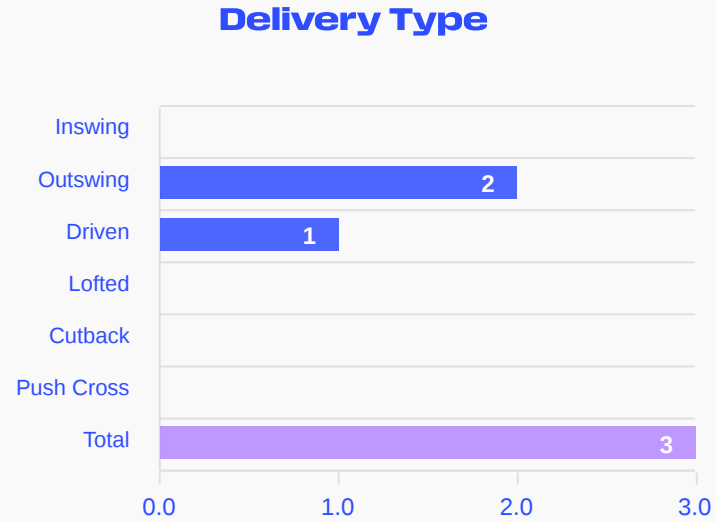
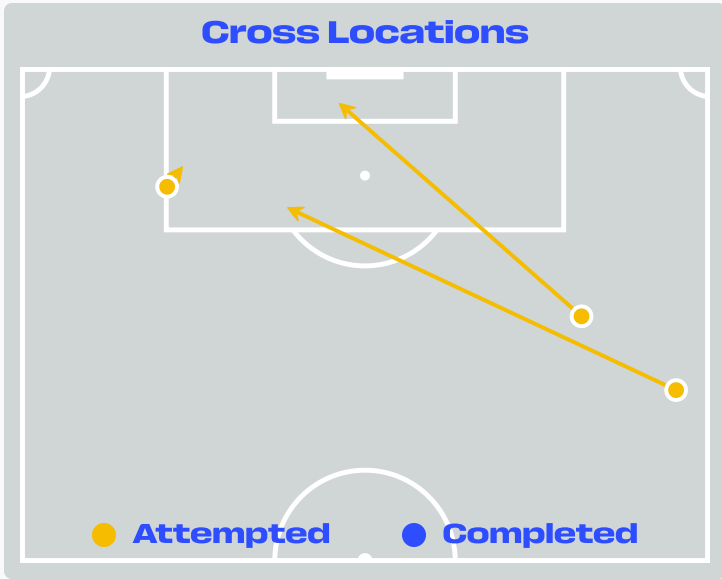
Most Crosses Attempted

5

**Noni MADUEKE**  
ATTACKING MIDFIELD RIGHT

#	Player	Inswing	Outswing	Driven	Lofted	Cutback	Push Cross	Total Attempted
1	Jordan PICKFORD	0	0	0	0	0	0	0
2	Ezri KONSA	0	0	0	0	0	0	0
4	Declan RICE	0	0	0	0	0	0	0
6	Marc GUEHI	0	0	0	0	0	0	0
8	Elliot ANDERSON	0	0	0	0	0	0	0
9	Harry KANE	0	0	0	0	0	0	0
10	Jude BELLINGHAM	1	0	0	0	0	0	1
18	Anthony GORDON	1	1	0	0	0	0	2
20	Noni MADUEKE	3	2	0	0	0	0	5
24	Reece JAMES	0	3	0	1	1	0	5
25	Djed SPENCE	0	0	0	0	1	0	1
3	Nico OREILLY	0	0	0	0	0	0	0
7	Bukayo SAKA	0	0	0	0	0	0	0
11	Marcus RASHFORD	3	0	1	0	0	0	4
17	Morgan ROGERS	0	0	0	0	0	1	1
21	Eberechi EZE	0	0	0	1	0	0	1

# Crosses (Open Play)



#	Player	Inswing	Outswing	Driven	Lofted	Cutback	Push Cross	Total Attempted
16	Benjamin ASARE	0	0	0	0	0	0	0
3	Caleb YIRENKYI	0	0	0	0	0	0	0
4	Jonas ADJETEY	0	0	0	0	0	0	0
5	Thomas PARTEY	0	0	0	0	0	0	0
8	Kwasi SIBO	0	0	0	0	0	0	0
9	Jordan AYEWE	0	0	0	0	0	0	0
11	Antoine SEMENYO	0	0	1	0	0	0	1
14	Gideon MENSAH	0	0	0	0	0	0	0
18	Jerome OPOKU	0	0	0	0	0	0	0
19	Inaki WILLIAMS	0	0	0	0	0	0	0
26	Marvin SENAYA	0	2	0	0	0	0	2
7	Abdul FATAWU	0	0	0	0	0	0	0
17	Baba RAHMAN	0	0	0	0	0	0	0
21	Kojo Peprah OPPONG	0	0	0	0	0	0	0
25	Prince ADU	0	0	0	0	0	0	0

# Offering to Receive

489

Total Offers Made

201

Total Offers Received

Most Offers

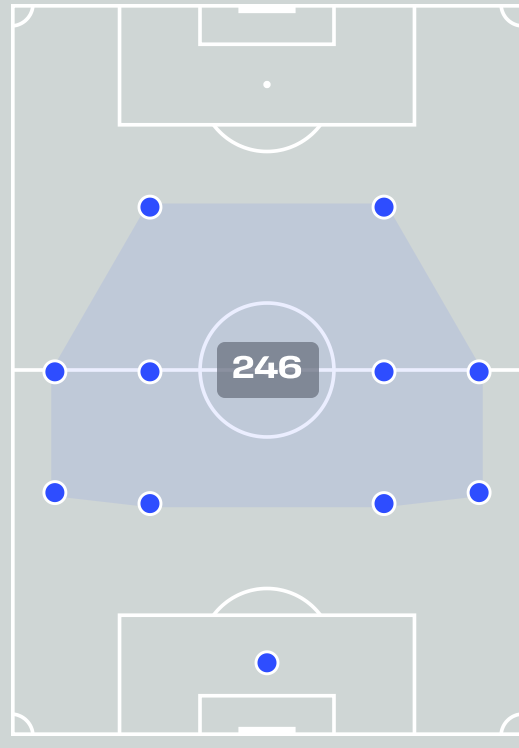
83

Jude BELLINGHAM  
ATTACKING MIDFIELD

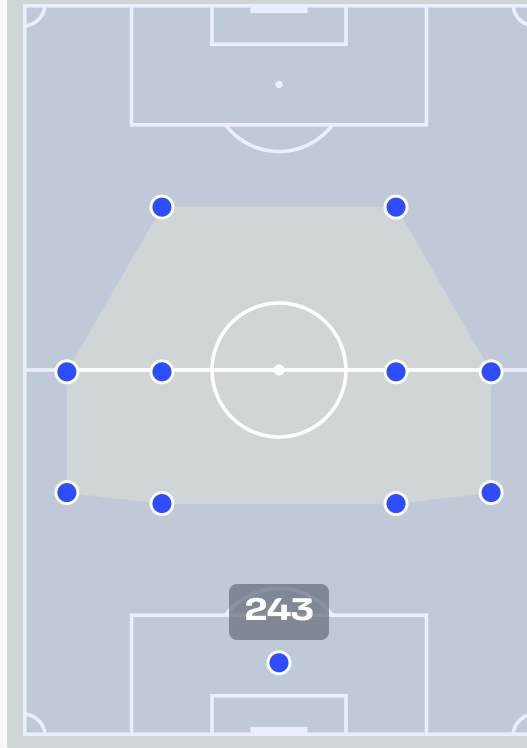
278

Offers Made in Final Third

Offers Made Inside Shape



Offers Made Outside Shape



184

Offers Made in Middle Third

27

Offers Made in Defensive Third

#	Player	Offers Made	Offers Received	% Made & Received
1	Jordan PICKFORD	8	3	37.5%
2	Ezri KONSA	21	18	85.7%
4	Declan RICE	33	13	39.4%
6	Marc GUEHI	9	7	77.8%
8	Elliot ANDERSON	54	26	48.1%
9	Harry KANE	14	4	28.6%
10	Jude BELLINGHAM	83	25	30.1%
18	Anthony GORDON	44	18	40.9%
20	Noni MADUEKE	60	18	30%
24	Reece JAMES	52	23	44.2%
25	Djed SPENCE	45	19	42.2%
3	Nico OREILLY	14	4	28.6%
7	Bukayo SAKA	14	7	50%
11	Marcus RASHFORD	11	6	54.5%
17	Morgan ROGERS	19	5	26.3%
21	Eberechi EZE	8	5	62.5%

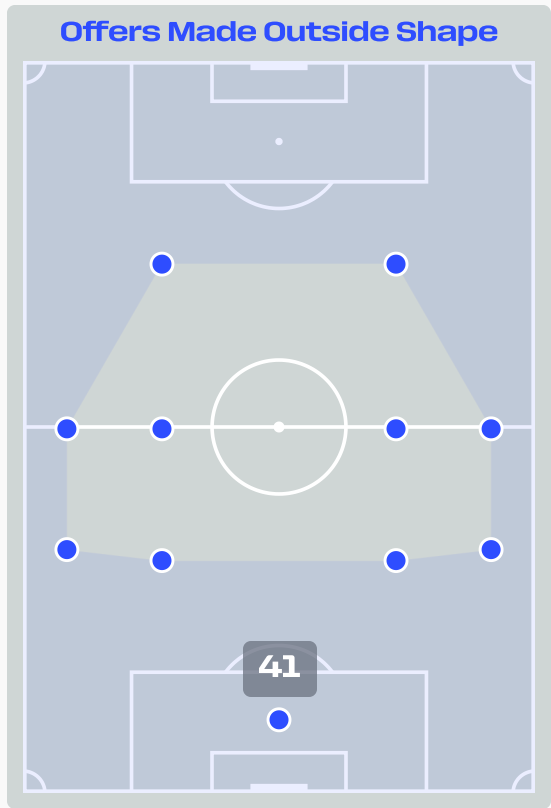
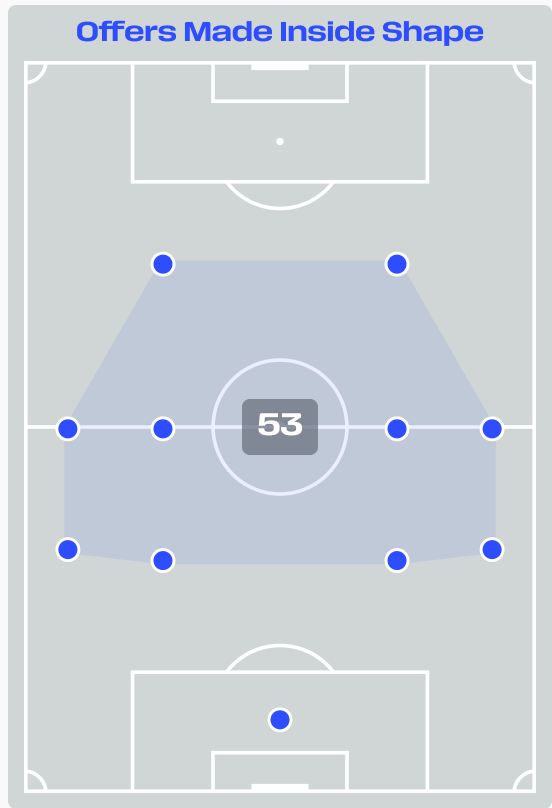
# Offering to Receive

**94**  
Total Offers Made

**25**  
Total Offers Received

**Most Offers**  
**13**  
**Antoine SEMENYO**  
CENTRE FORWARD LEFT

**31**  
Offers Made in Final Third



**42**  
Offers Made in Middle Third

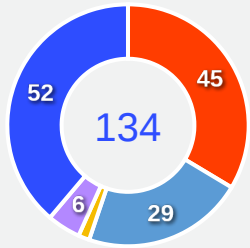
**21**  
Offers Made in Defensive Third

#	Player	Offers Made	Offers Received	% Made & Received
16	Benjamin ASARE	4	1	25%
3	Caleb YIRENKYI	7	1	14.3%
4	Jonas ADJETEY	9	3	33.3%
5	Thomas PARTEY	12	4	33.3%
8	Kwasi SIBO	8	0	0%
9	Jordan AYEWE	9	1	11.1%
11	Antoine SEMENYO	13	3	23.1%
14	Gideon MENSAH	11	5	45.5%
18	Jerome OPOKU	2	1	50%
19	Inaki WILLIAMS	12	3	25%
26	Marvin SENAYA	4	2	50%
7	Abdul FATAWU	0	0	0%
17	Baba RAHMAN	0	0	0%
21	Kojo Peprah OPPONG	0	0	0%
25	Prince ADU	3	1	33.3%

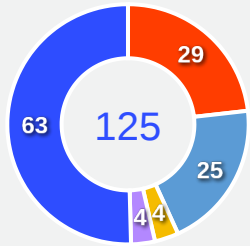
# Movement to Receive

## Movement Types by Phase

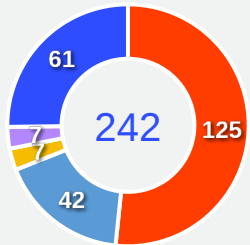
### Final Third Phase



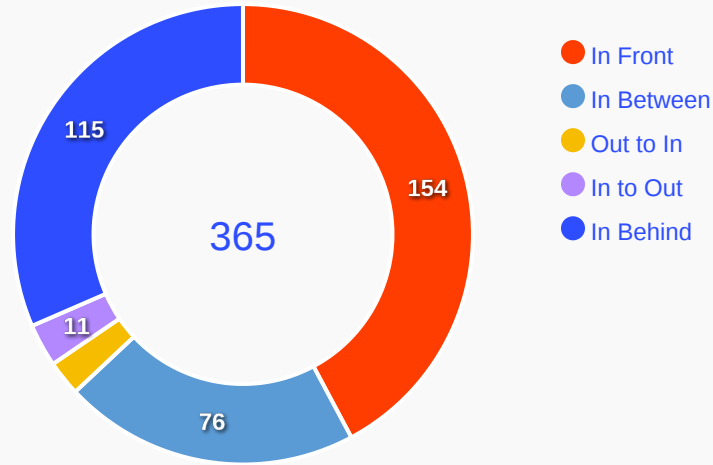
### Progression Phase



### Build Up Phase



## All Movement Types

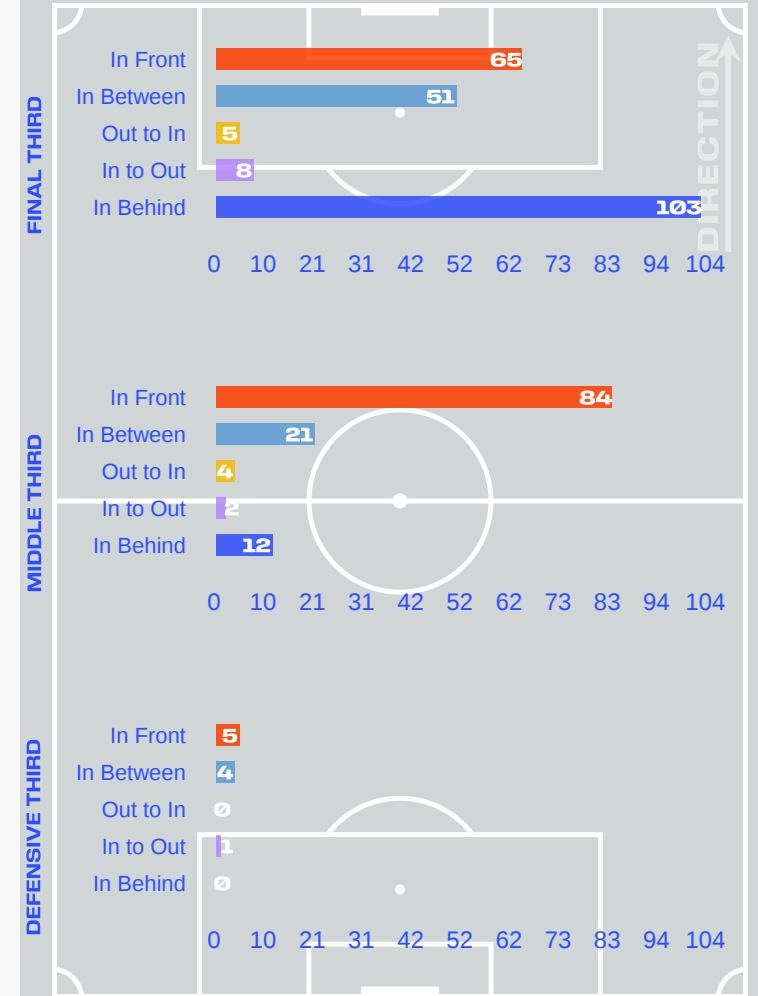


- In Front
- In Between
- Out to In
- In to Out
- In Behind

## Top Ranked Players

Type	Player	Movements
In Front	8 Elliot ANDERSON	27
In Between	10 Jude BELLINGHAM	35
Out to In	20 Noni MADUEKE	4
In to Out	10 Jude BELLINGHAM	2
In Behind	20 Noni MADUEKE	22

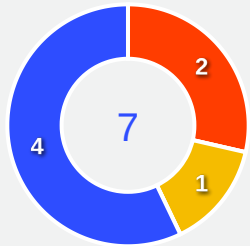
## Movement Types Pitch Third



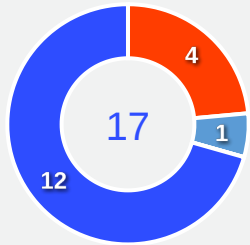
# Movement to Receive

## Movement Types by Phase

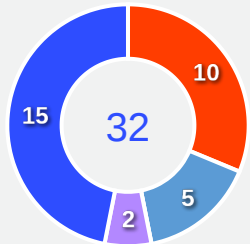
### Final Third Phase



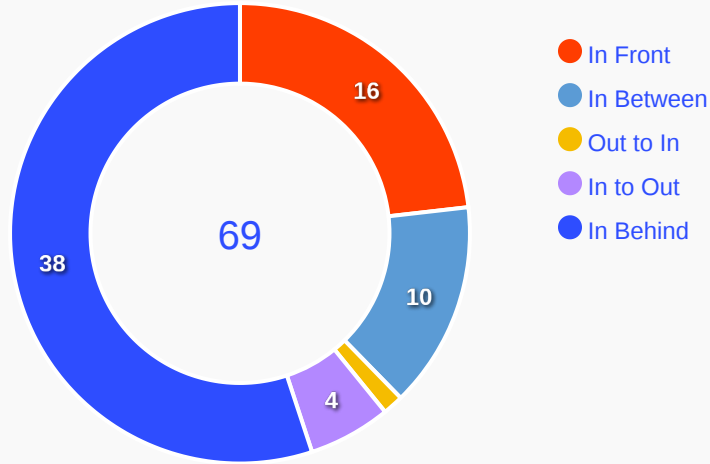
### Progression Phase



### Build Up Phase



## All Movement Types

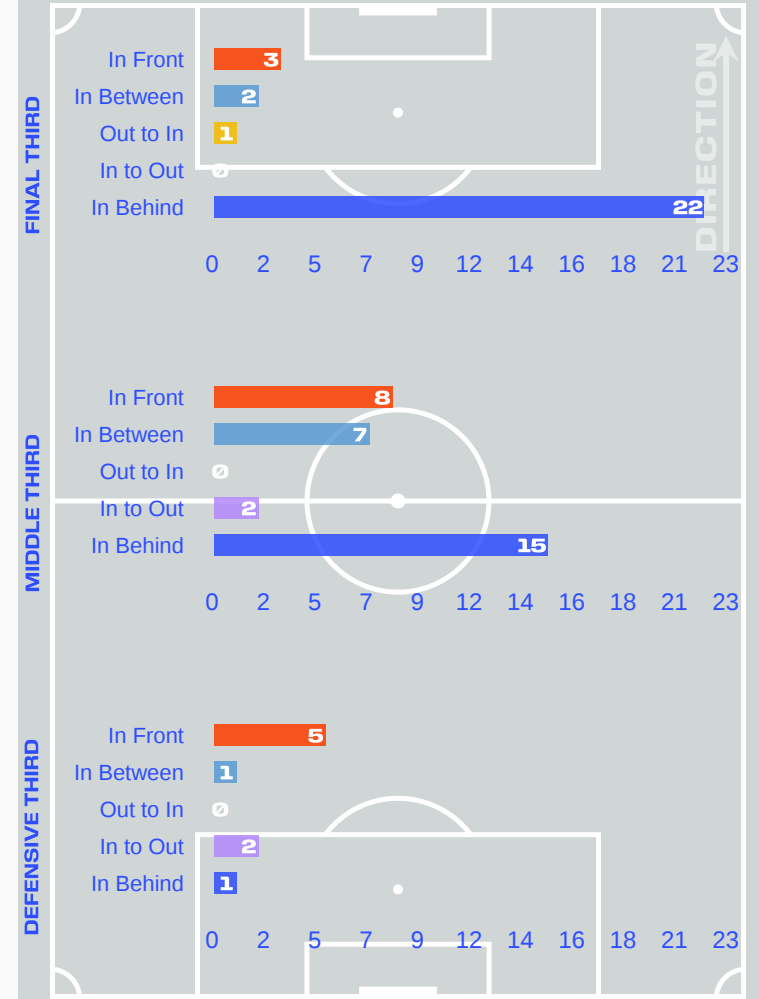


- In Front
- In Between
- Out to In
- In to Out
- In Behind

## Top Ranked Players

Type	Player	Movements
In Front	5 Thomas PARTEY	7
In Between	11 Antoine SEMENYO	4
Out to In	3 Caleb YIRENKYI	1
In to Out	11 Antoine SEMENYO	2
In Behind	19 Inaki WILLIAMS	10

## Movement Types Pitch Third



# OUT OF POSSESSION



England v Ghana

# Defensive Actions

**25**

**Forced Turnovers**

**33**

**Possession Regained**

**6**

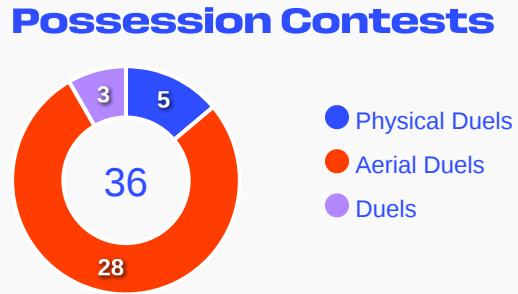
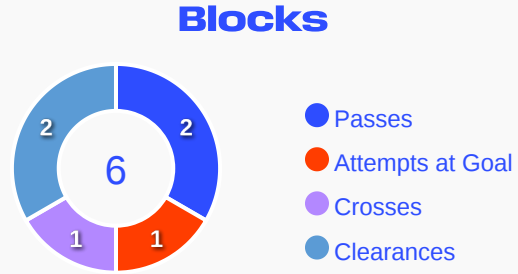
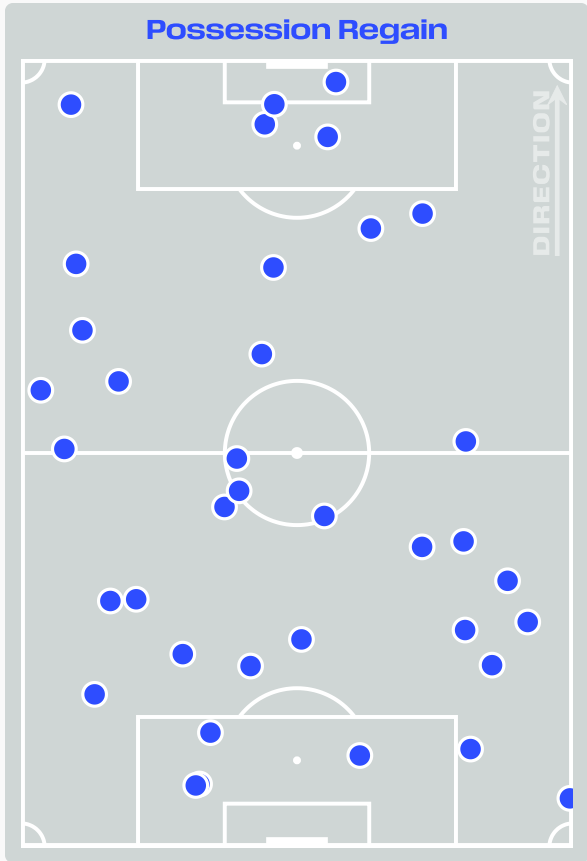
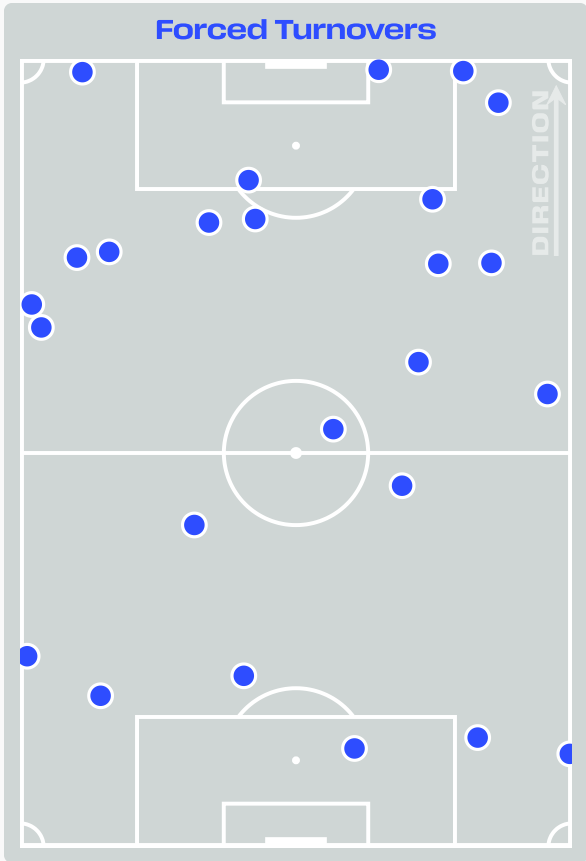
**Interceptions**

**19**

**Tackles**

**14.72**

**Possession Actions / Defensive Action**



### Most Possession Regains

**10**

**Marc GUEHI**  
LEFT CENTRE BACK

#	Player	Total Possession Regains
1	Jordan PICKFORD	3
2	Ezri KONSA	5
4	Declan RICE	1
6	Marc GUEHI	10
8	Elliot ANDERSON	5
9	Harry KANE	0
10	Jude BELLINGHAM	2
18	Anthony GORDON	0
20	Noni MADUEKE	0
24	Reece JAMES	2
25	Djed SPENCE	2
3	Nico OREILLY	2
7	Bukayo SAKA	1
11	Marcus RASHFORD	0
17	Morgan ROGERS	0
21	Eberechi EZE	0

# Defensive Actions

**31**

**Forced Turnovers**

**32**

**Possession Regained**

**4**

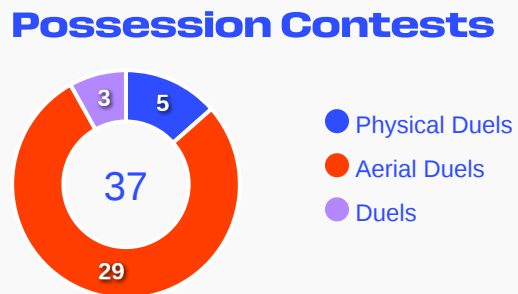
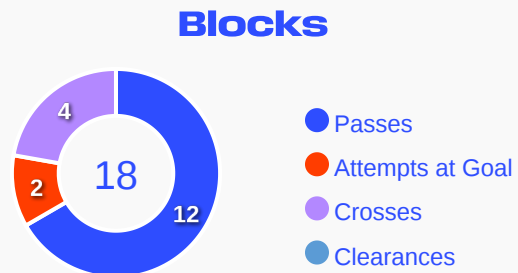
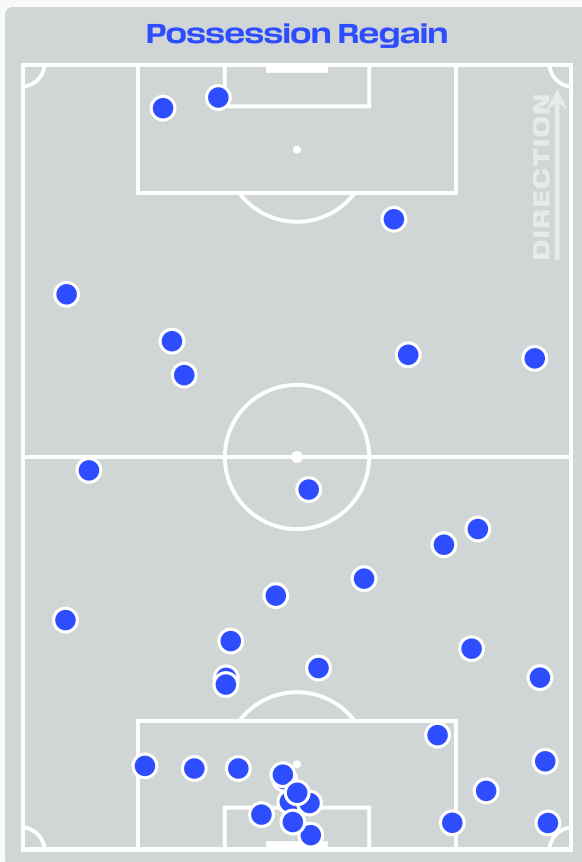
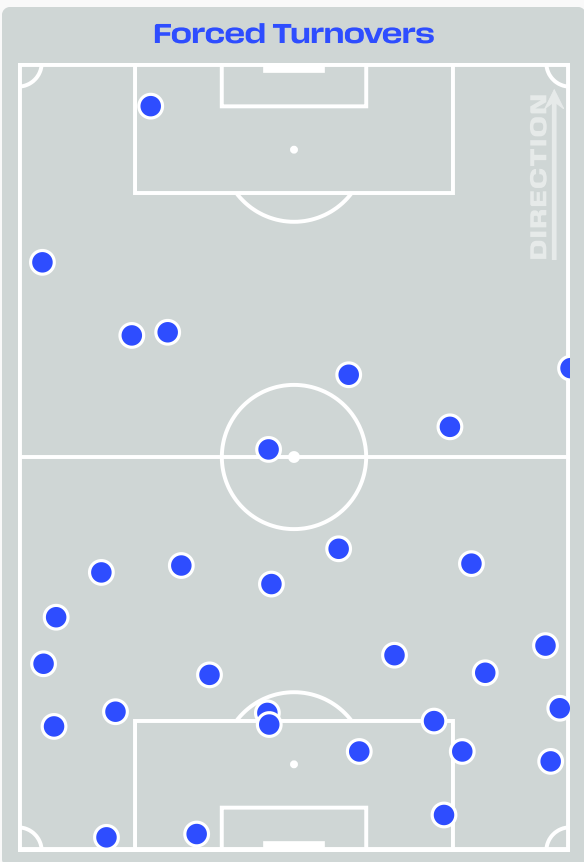
**Interceptions**

**43**

**Tackles**

**1.29**

**Possession Actions / Defensive Action**



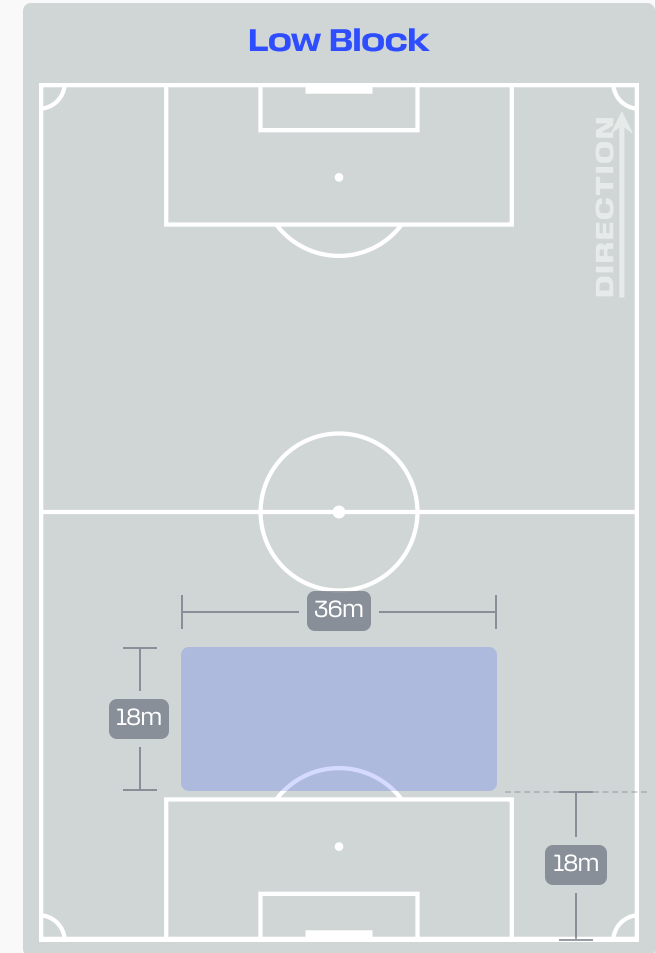
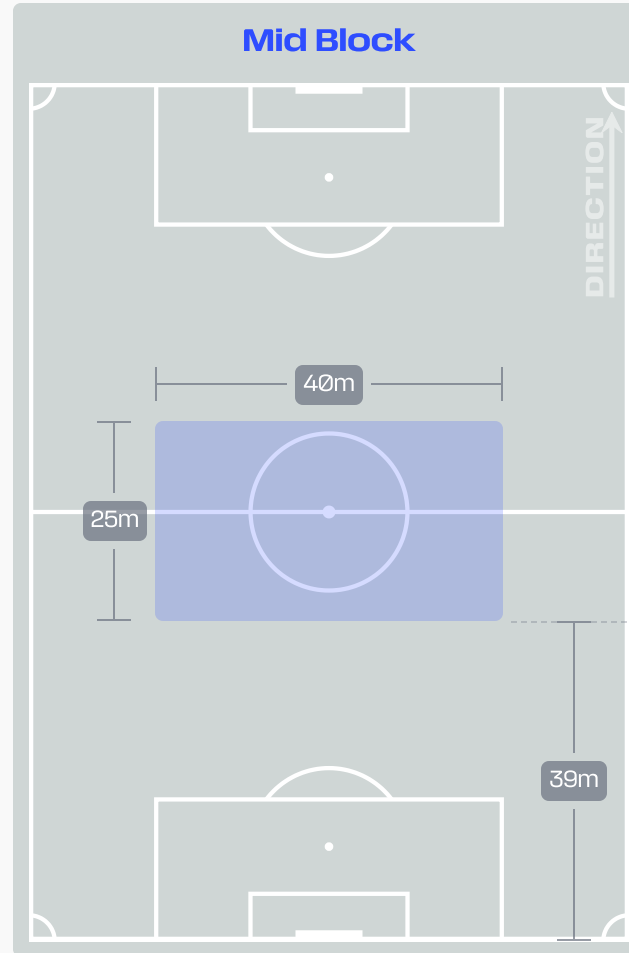
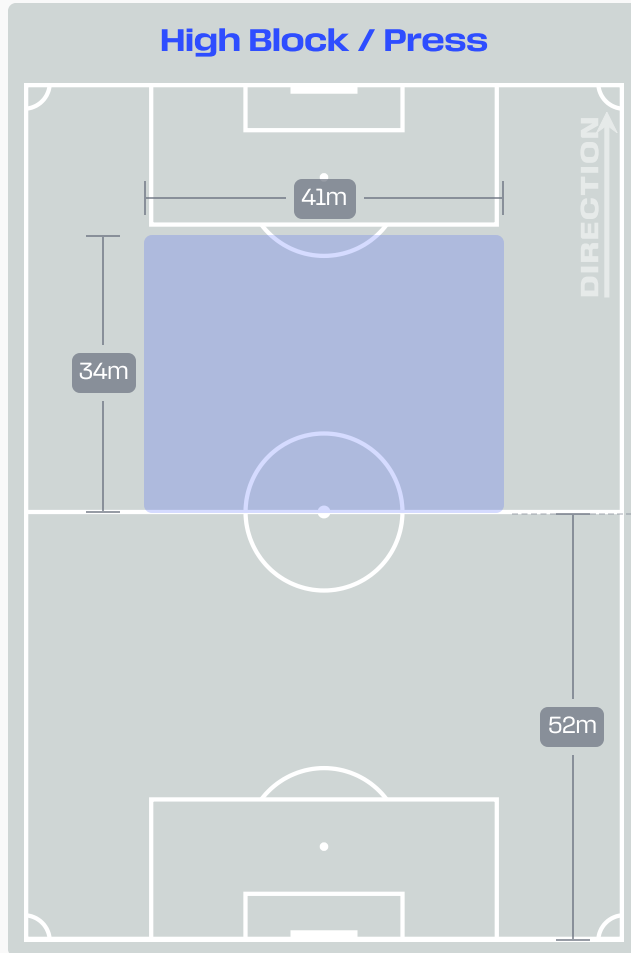
### Most Possession Regains

7

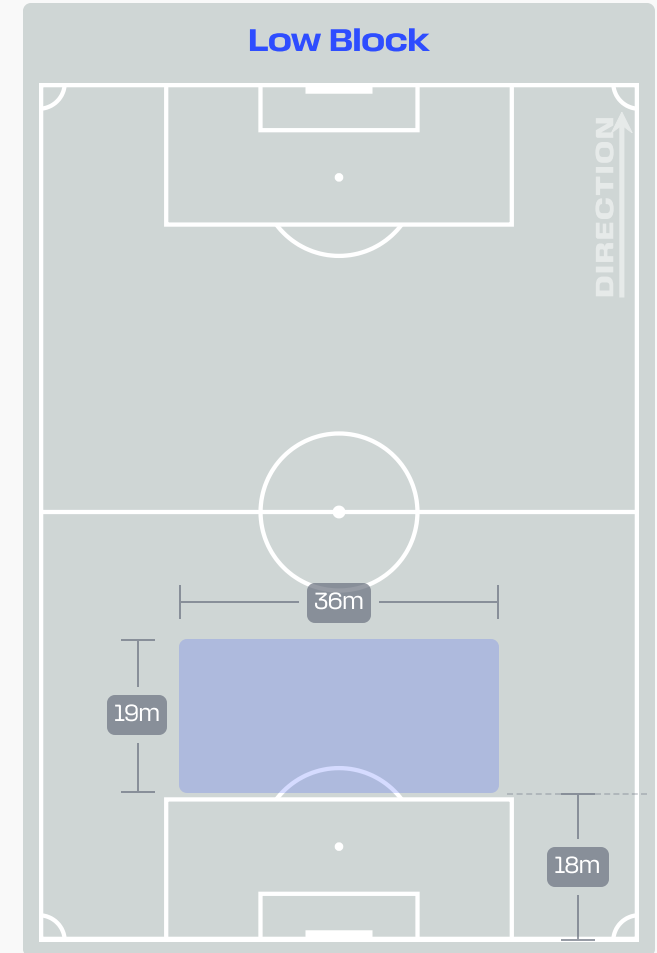
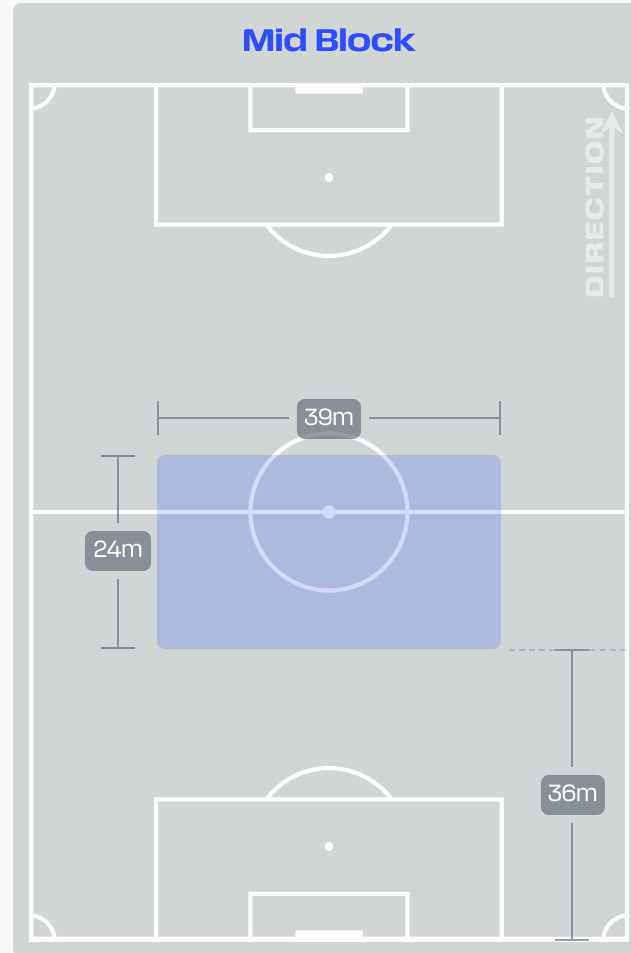
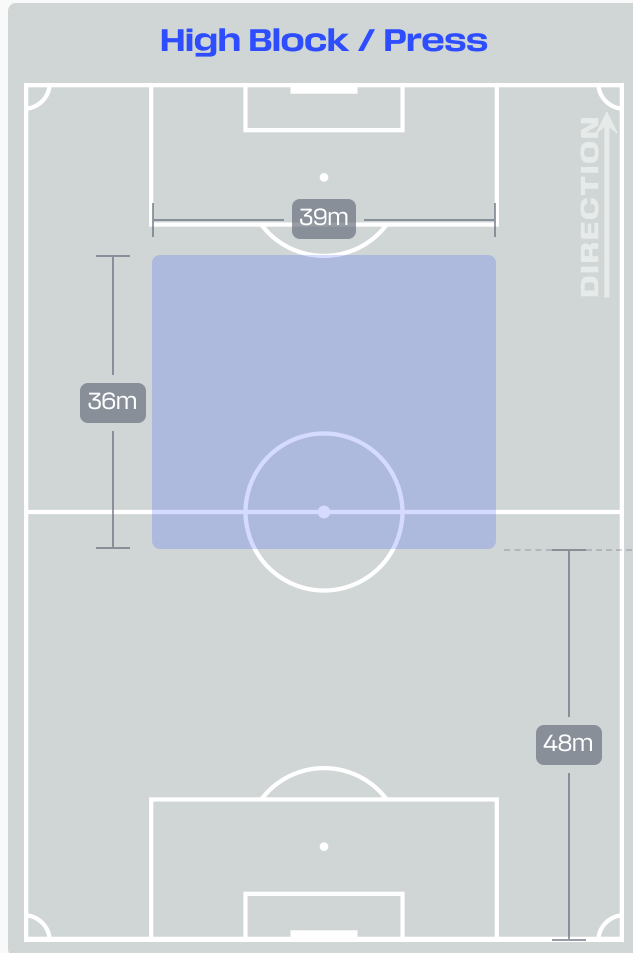
**Thomas PARTEY**  
LEFT CENTRE MIDFIELD

#	Player	Total Possession Regains
16	Benjamin ASARE	3
3	Caleb YIRENKYI	2
4	Jonas ADJETEY	4
5	Thomas PARTEY	7
8	Kwasi SIBO	1
9	Jordan AYEWE	3
11	Antoine SEMENYO	0
14	Gideon MENSAH	4
18	Jerome OPOKU	1
19	Inaki WILLIAMS	0
26	Marvin SENAYA	3
7	Abdul FATAWU	3
17	Baba RAHMAN	0
21	Kojo Peprah OPPONG	1
25	Prince ADU	0

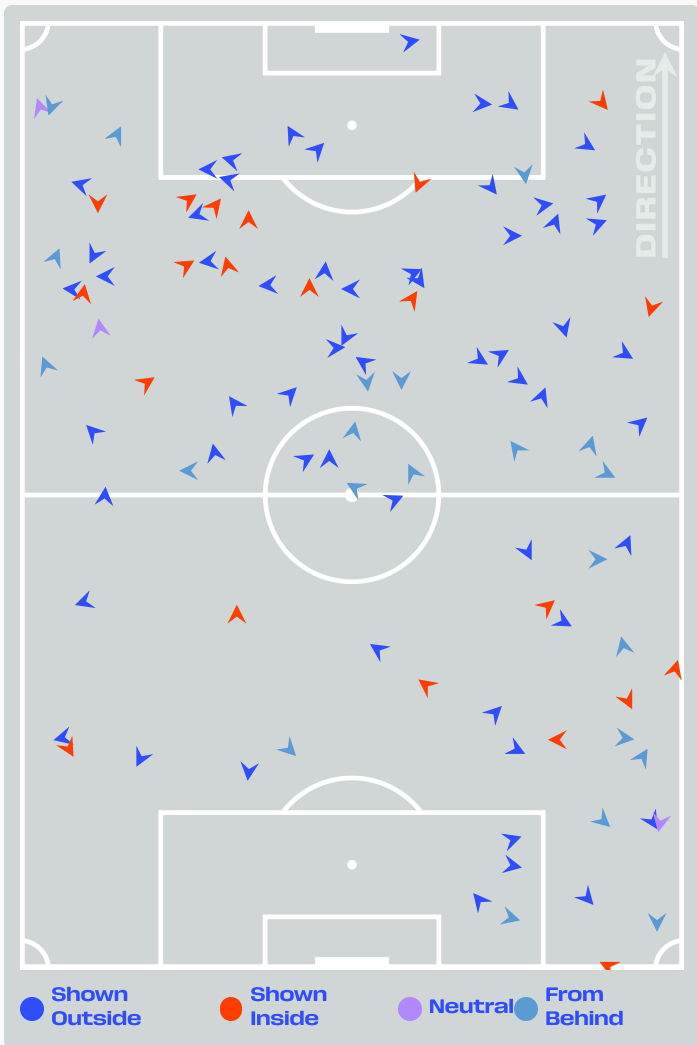
# Defensive Line Height & Team Length



# Defensive Line Height & Team Length



# Defensive Pressure



105	Total Pressures	298
39	Direct Pressures	50
1.67s	Avg Pressure Duration	1.75s
25	Forced Turnovers	31
7.92s	Ball Recovery Time	22.47s
25	Pushing on into Pressing	166
68	Pushing on	270
21	Pressing Direction Inside	48
59	Pressing Direction Outside	175

**Most Direct Pressures**

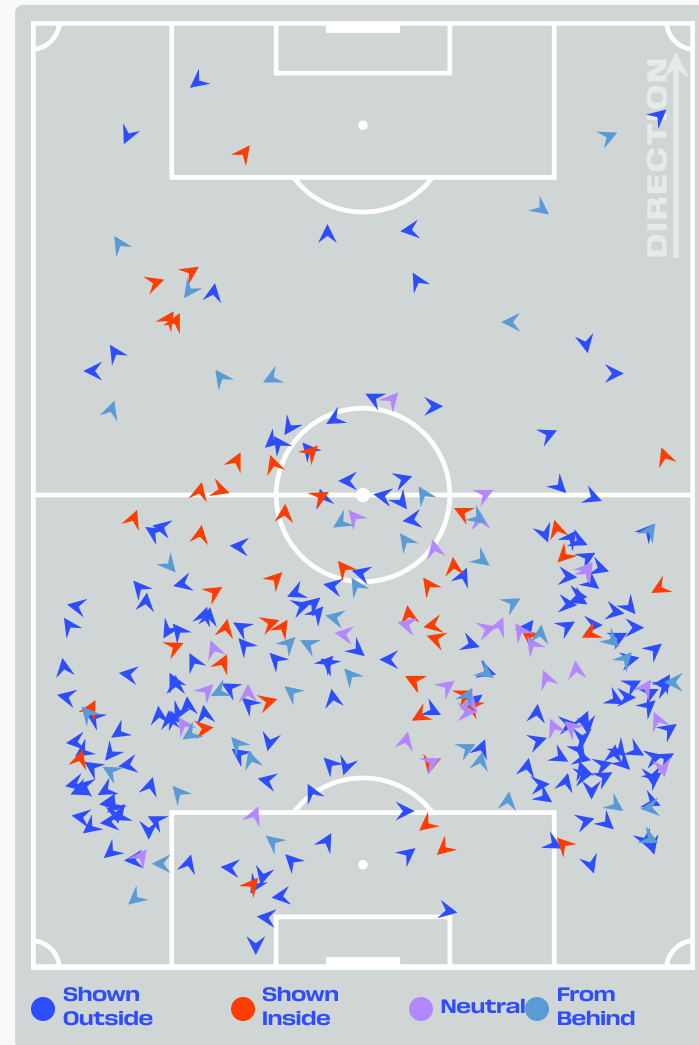
**9**

**Elliot ANDERSON**  
DEFENSIVE MIDFIELD CENTRE RIGHT

**Most Direct Pressures**

**10**

**Gideon MENSAH**  
LEFT BACK



# GOALKEEPING


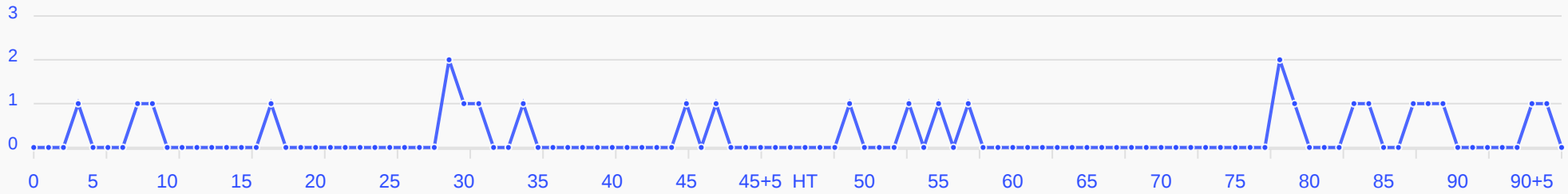


England v Ghana

# Goalkeeping Involvement




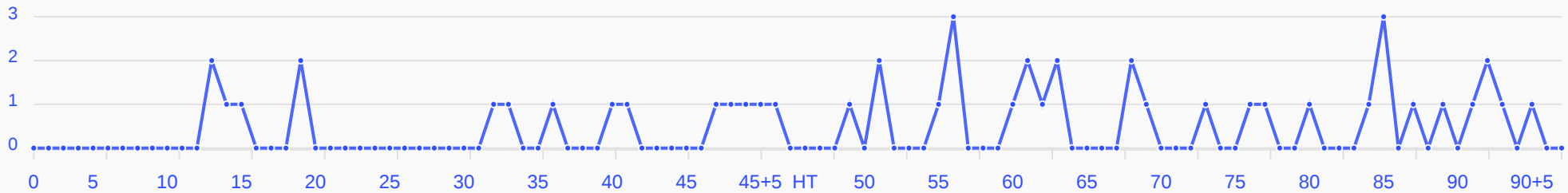
### England GK Involvement Timeline



**Total Involvements**


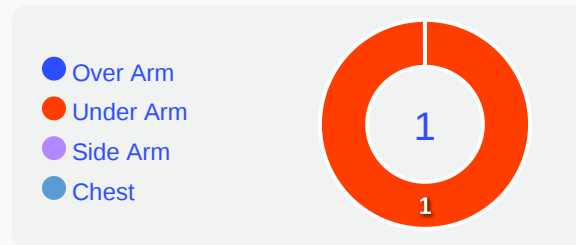
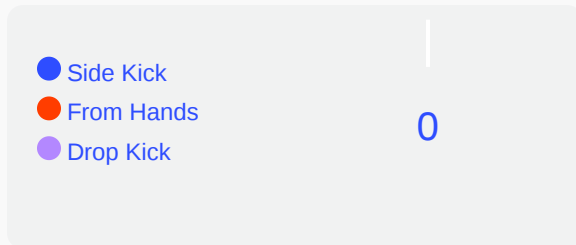
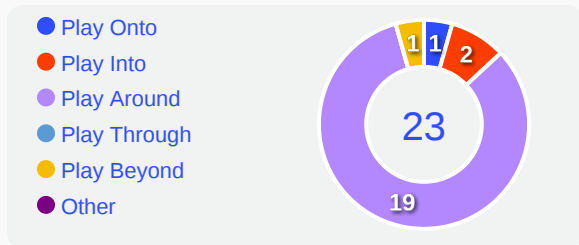
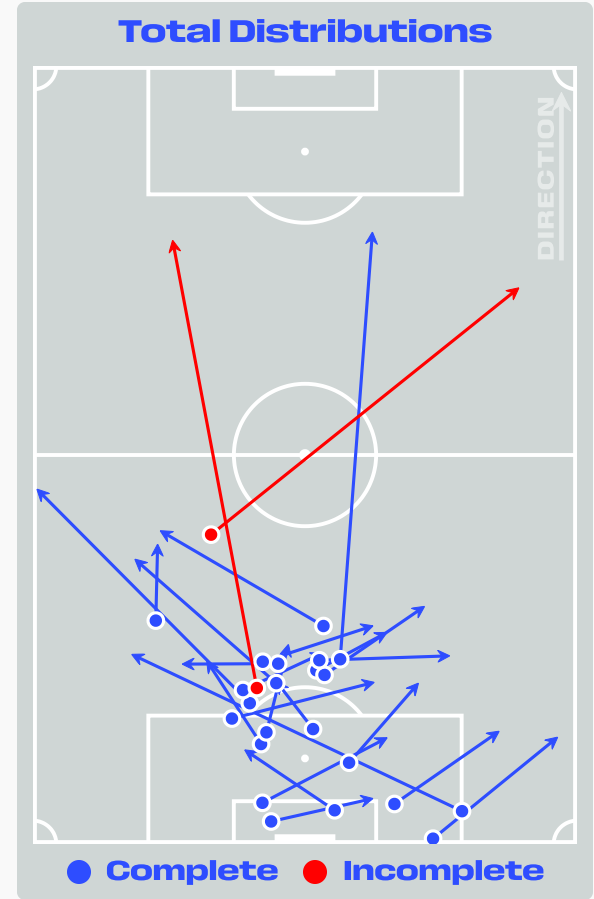
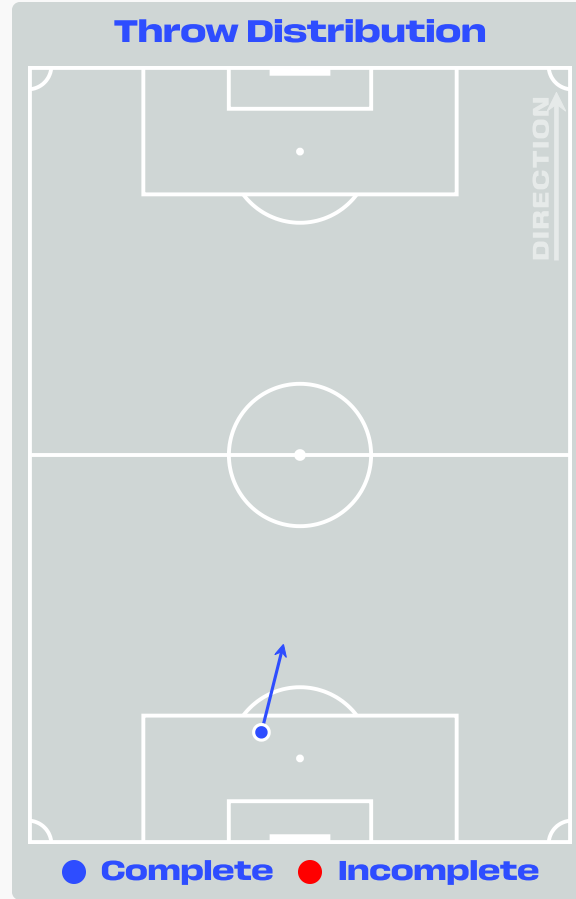
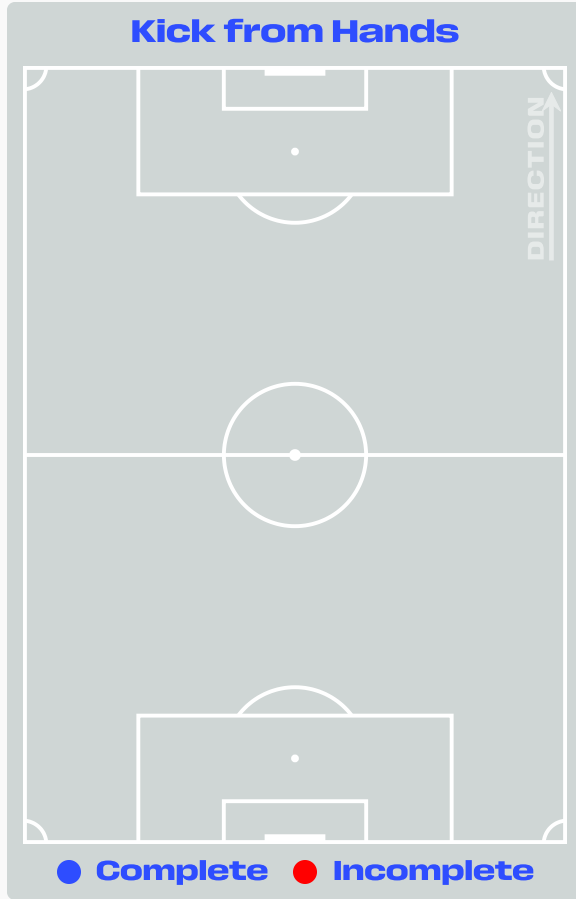
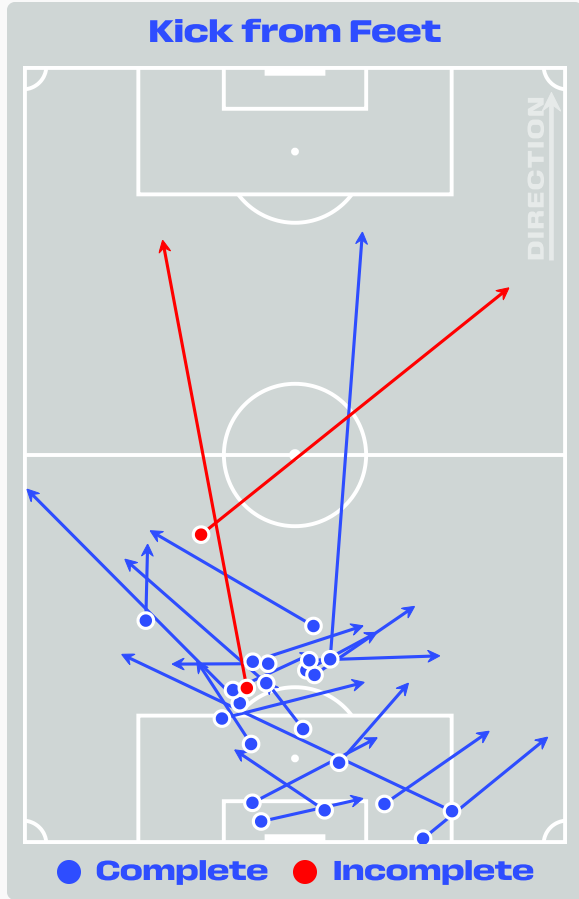


### Ghana GK Involvement Timeline

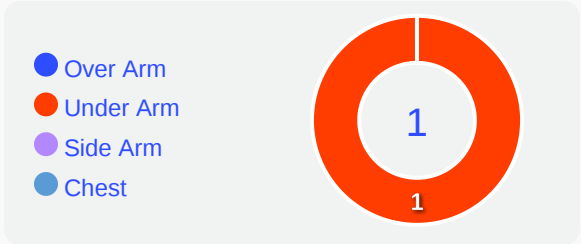
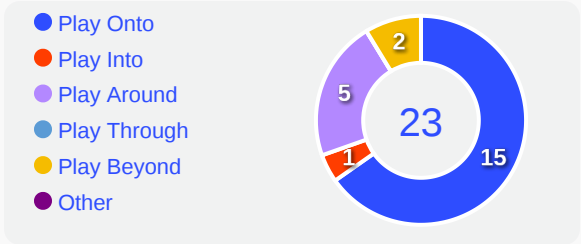
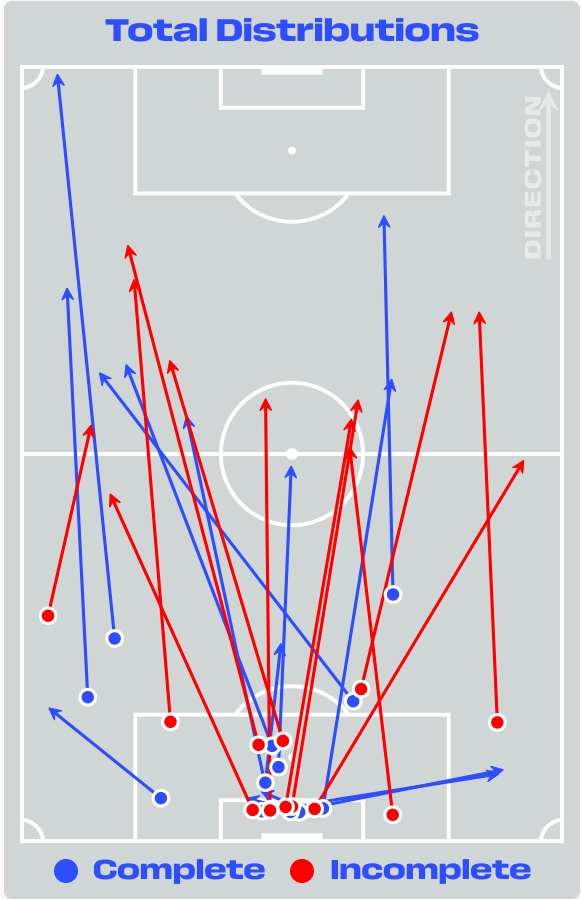
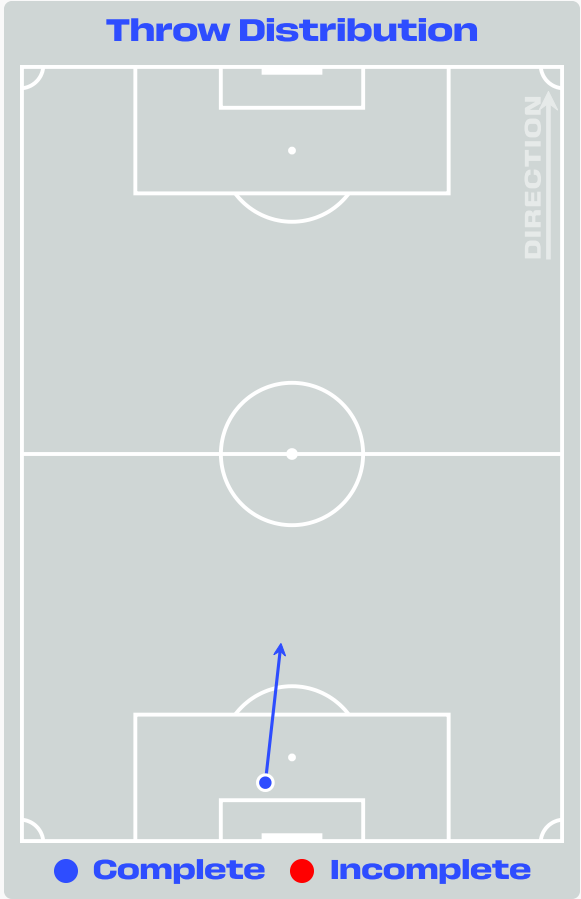
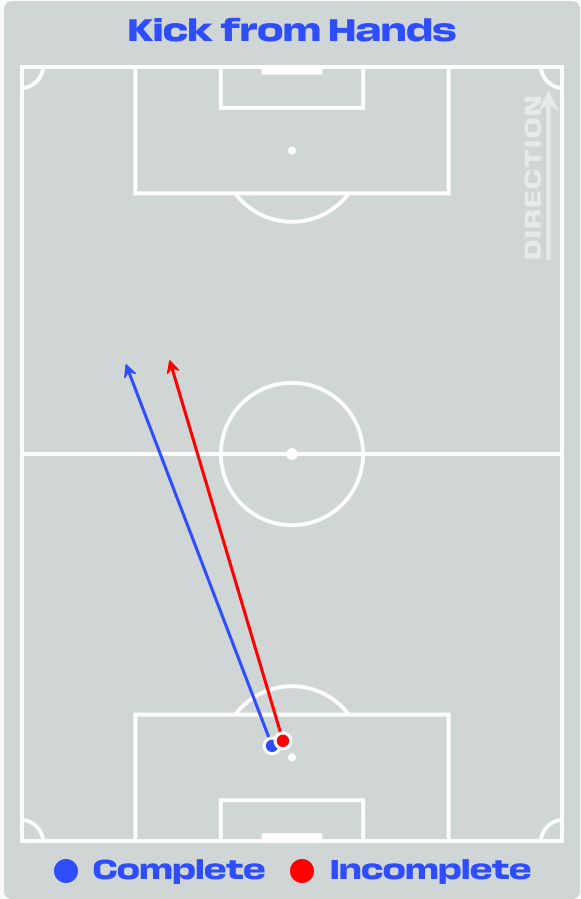
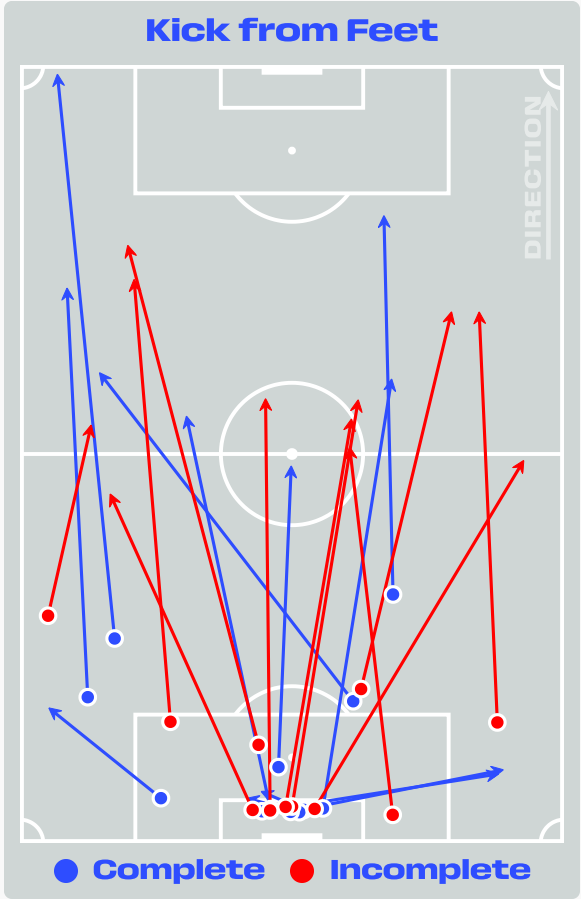


**Total Involvements**

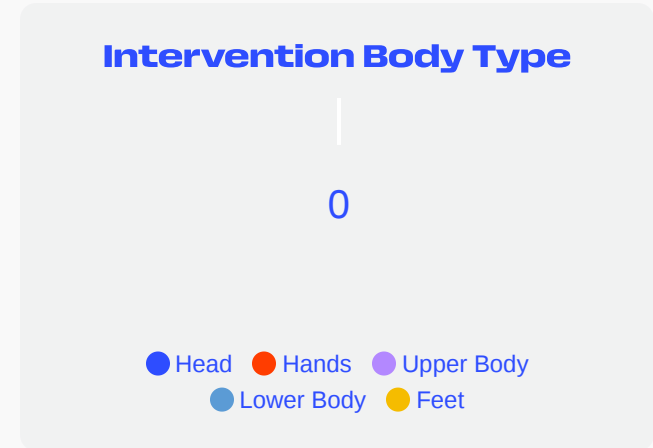
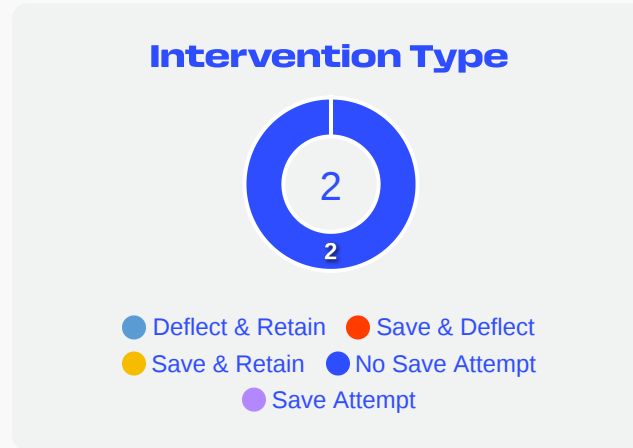
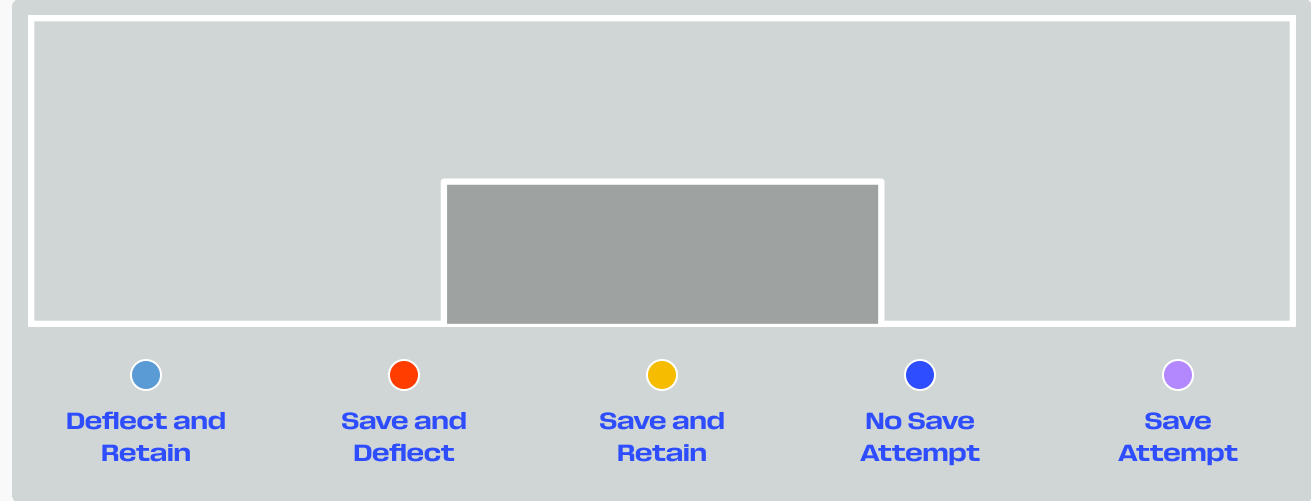
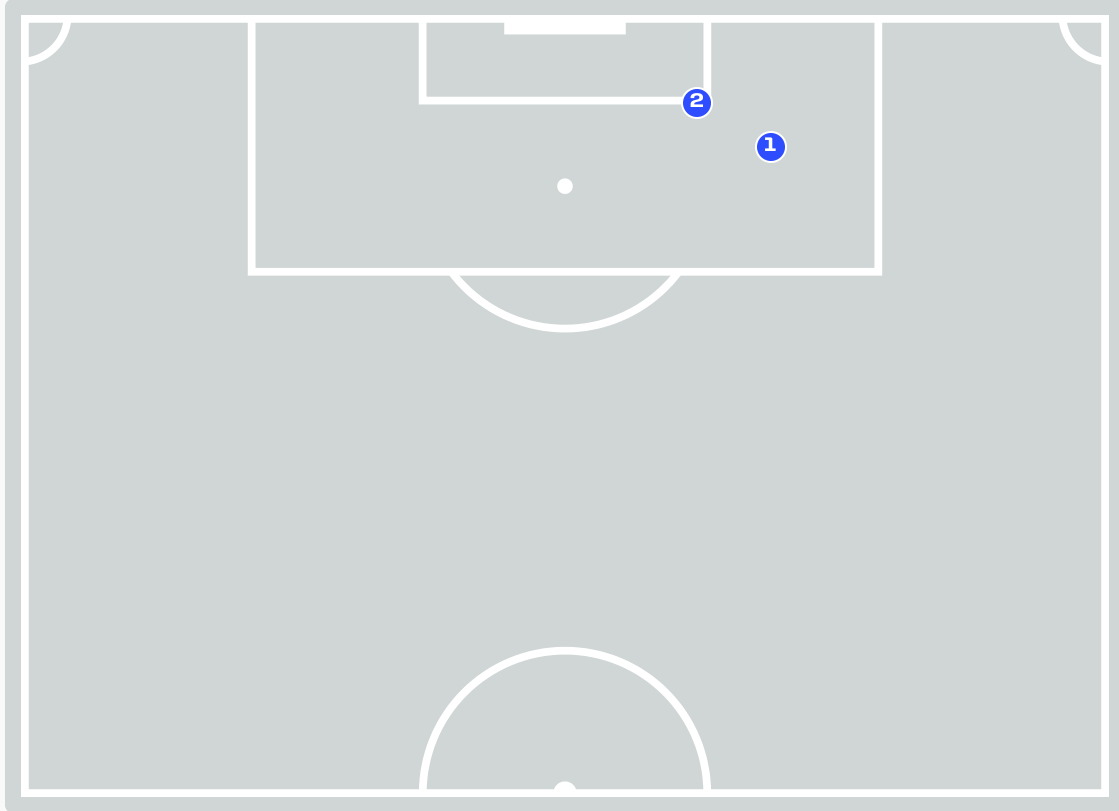
# Goalkeeping Distribution



# Goalkeeping Distribution



# Goal Prevention

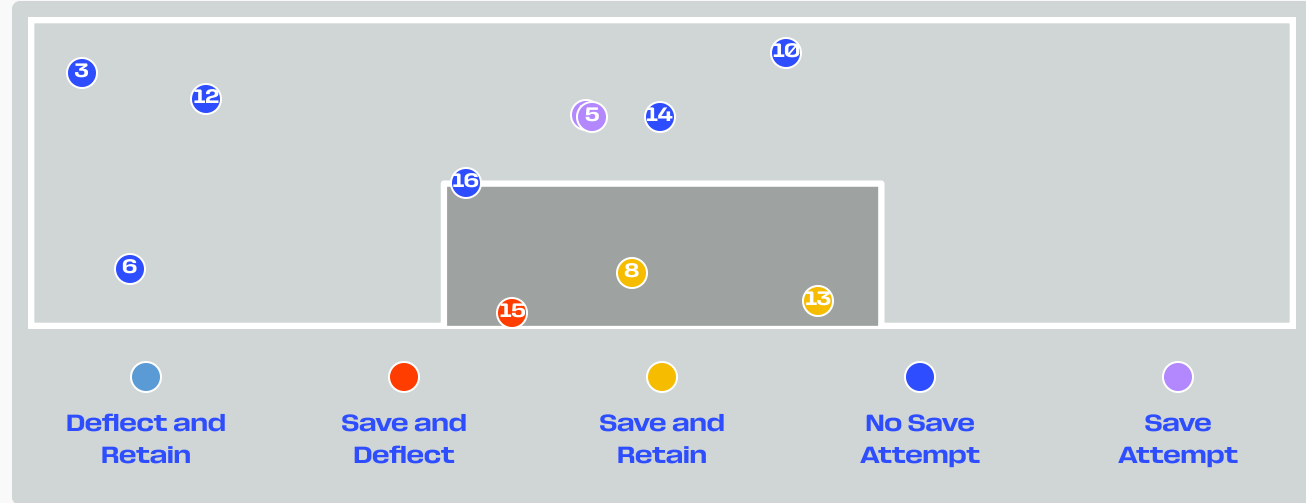
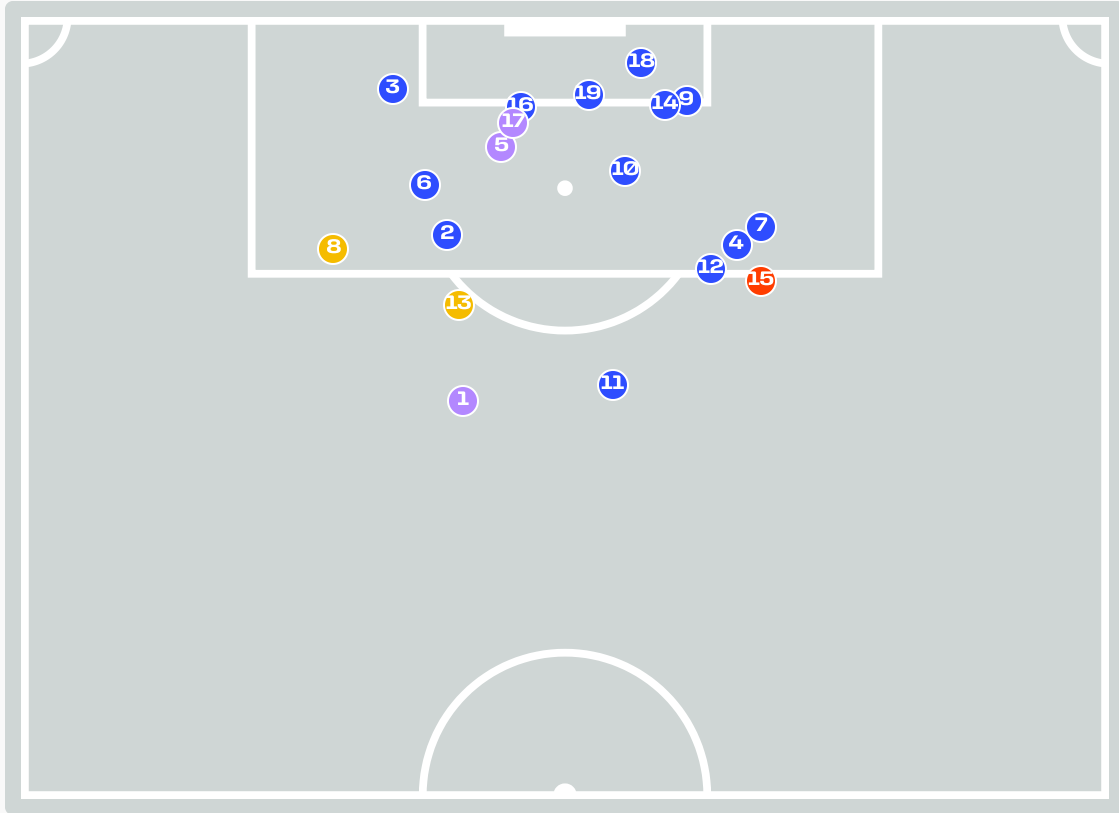


**2**  
Total Attempts on Goal Faced

**0**  
Save %

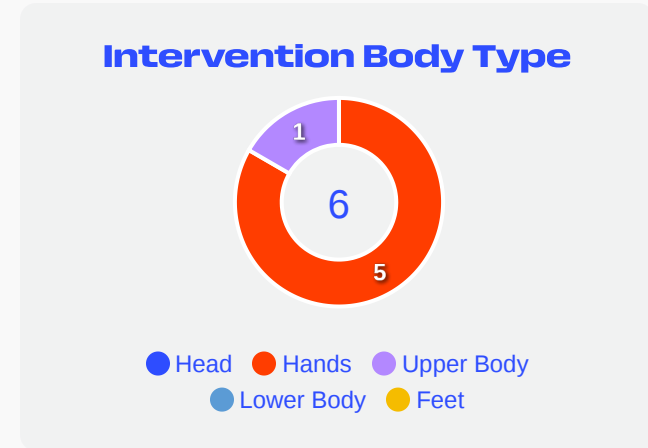
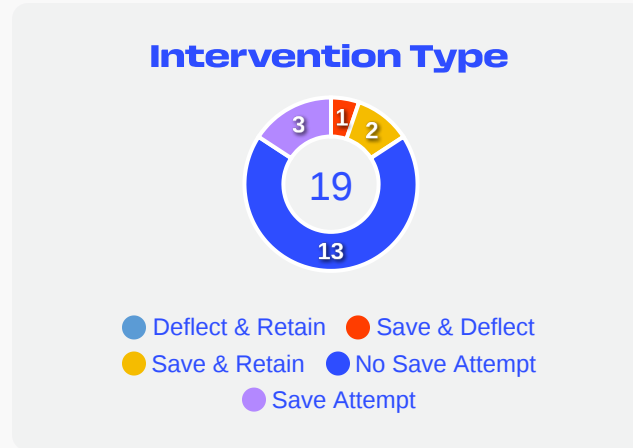
Total Attempts on Goal Faced	Total Goal Interventions	Save & Retain	Deflect & Retain	Save & Deflect	Save Attempt	No Save Attempt
2	0	0	0	0	0	2

# Goal Prevention



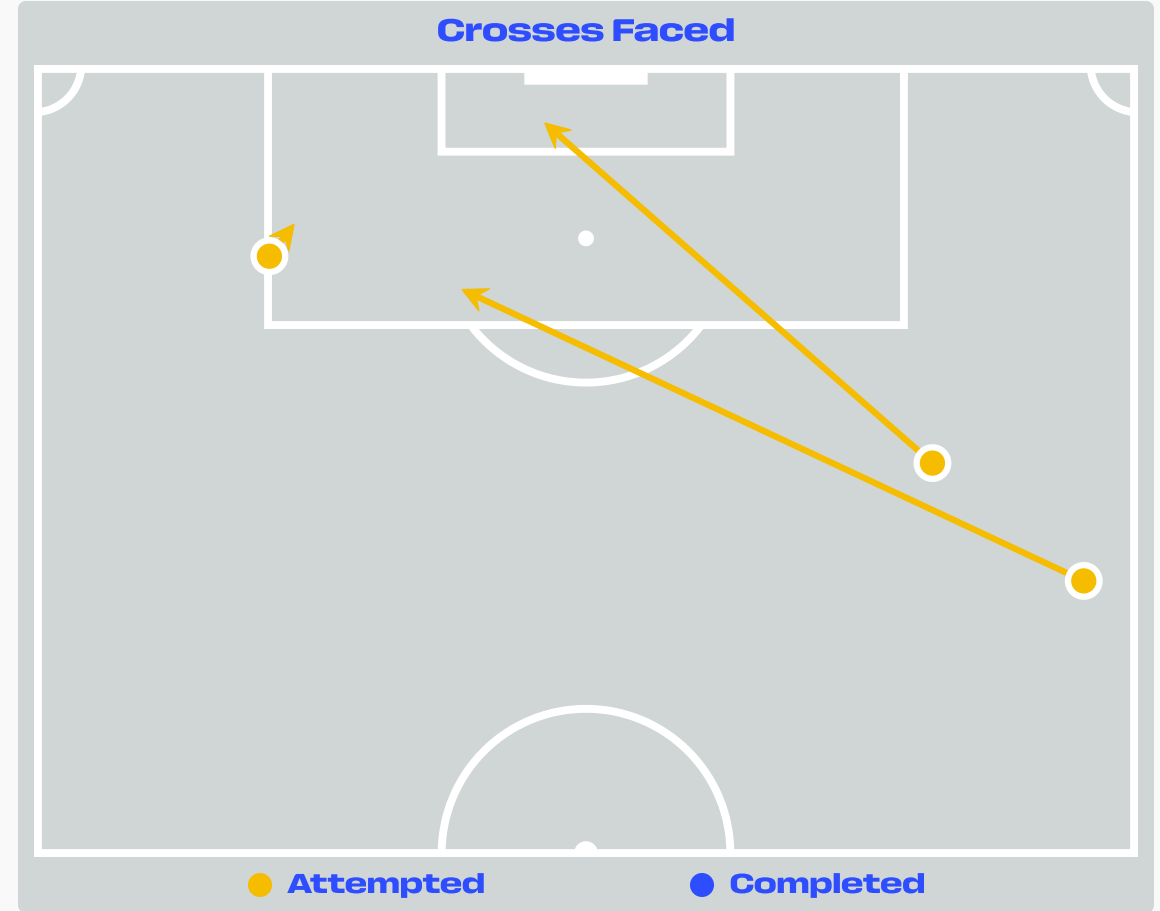


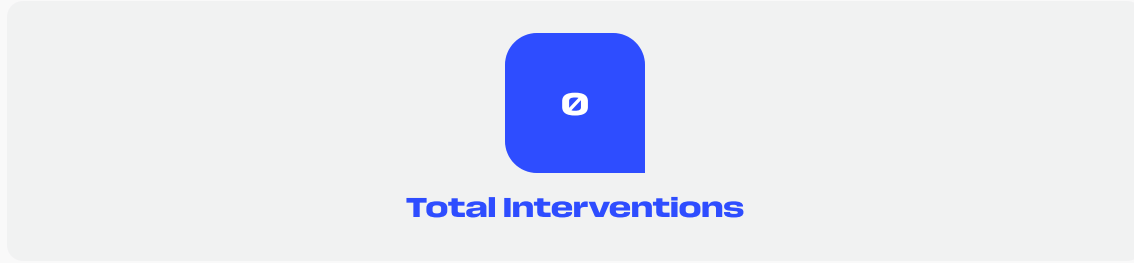
**19**  
Total Attempts on Goal Faced

**100**  
Save %



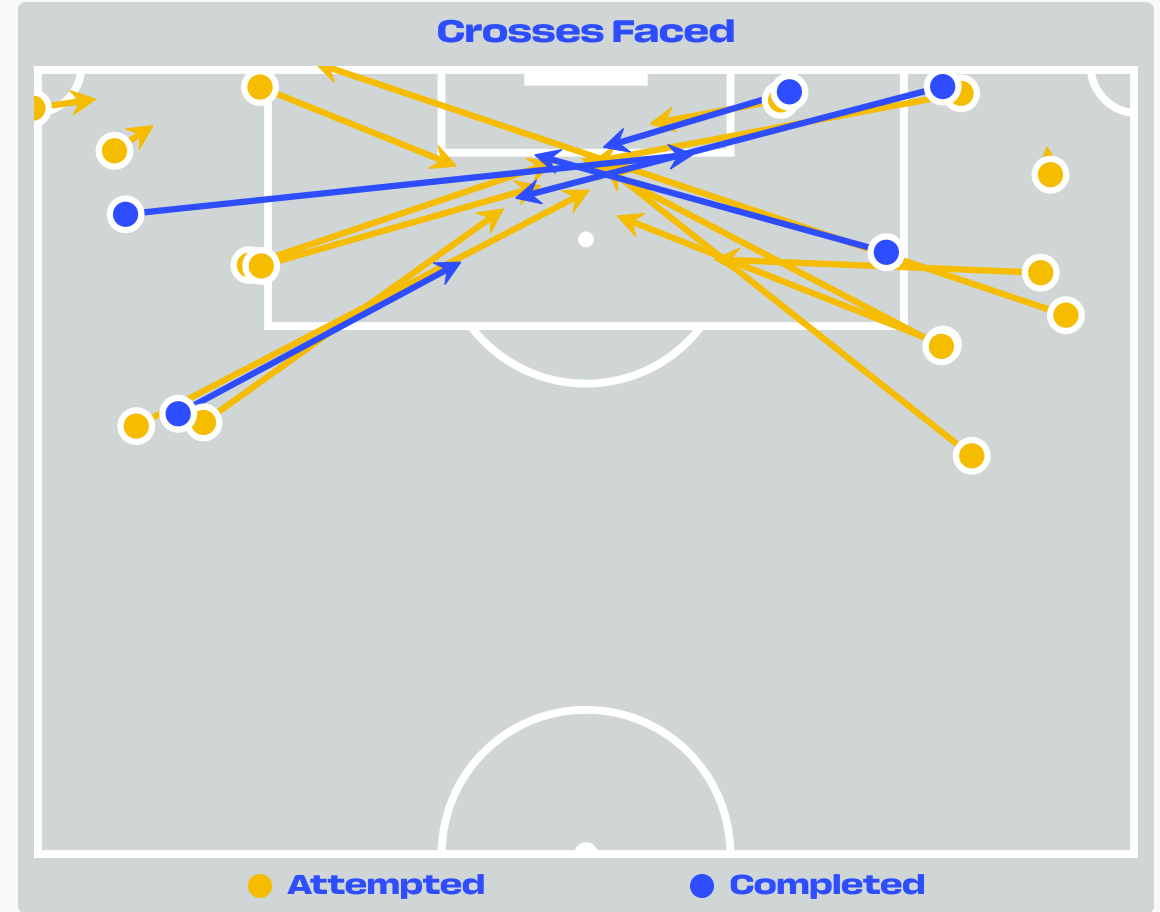


Total Attempts on Goal Faced	Total Goal Interventions	Save & Retain	Deflect & Retain	Save & Deflect	Save Attempt	No Save Attempt
19	3	2	0	1	3	13

# Aerial Control



Delivery Types Faced						
Total	In Swing	Out Swing	Driven	Lofted	Cutback	Push
5	2	2	1	0	0	0

# Aerial Control



**Delivery Types Faced**

Total	In Swing	Out Swing	Driven	Lofted	Cutback	Push
32	15	11	1	2	2	1

# SET PLAYS



England v Ghana

# Set Plays

**57**  
Total Set Plays

**26**  
Total Free Kicks

**0**  
Total Penalties

**9**  
Total Corners

**22**  
Total Throw Ins

Free Kicks	
Type	Total
Direct	24
Direct (on target)	0
Direct (off target)	0
Indirect	2

Corners			
Delivery Type	From Left Side	From Right Side	Total
Direct to Area	5	4	9
Short	0	0	0
Edge of Penalty Area	0	0	0

Corners	
Delivery Style	Total
Inswing	5
Outswing	4
Driven	0
Lofted	0

# Set Plays

**27**  
**Total Set Plays**

**16**  
**Total Free Kicks**

**0**  
**Total Penalties**

**2**  
**Total Corners**

**9**  
**Total Throw Ins**

Free Kicks	
Type	Total
Direct	14
Direct (on target)	0
Direct (off target)	0
Indirect	2

Corners			
Delivery Type	From Left Side	From Right Side	Total
Direct to Area	2	0	2
Short	0	0	0
Edge of Penalty Area	0	0	0

Corners	
Delivery Style	Total
Inswing	2
Outswing	0
Driven	0
Lofted	0

# INDIVIDUAL DATA IN POSSESSION



England v Ghana

## In Possession - Distributions

#	Player	Passes Attempted	Passes Completed	Pass Completion %	Switches of Play	Crosses Attempted	Crosses Completed	Line Breaks Attempted	Line Breaks Completed	Line Break Completion %	Ball Progressions	Take Ons	Step Ins	Attempts at Goal	Goals
1	Jordan PICKFORD	24	22	92%	2	0	0	6	4	67%	0	0	0	0	0
2	Ezri KONSA	120	116	97%	1	0	0	25	23	92%	2	0	2	0	0
4	Declan RICE	48	42	88%	1	11	3	13	8	62%	1	1	0	3	0
6	Marc GUEHI	128	126	98%	1	0	0	16	14	88%	5	0	5	1	0
8	Elliot ANDERSON	76	67	88%	0	0	0	19	13	68%	1	1	0	4	0
9	Harry KANE	10	8	80%	1	0	0	3	1	33%	0	0	0	3	0
10	Jude BELLINGHAM	30	27	90%	0	1	0	4	2	50%	1	1	0	1	0
18	Anthony GORDON	24	22	92%	0	2	0	7	5	71%	7	7	0	1	0
20	Noni MADUEKE	29	23	79%	0	5	2	8	5	62%	7	6	1	2	0
24	Reece JAMES	73	71	97%	1	5	1	15	11	73%	1	1	0	0	0
25	Djed SPENCE	46	45	98%	0	1	0	14	14	100%	1	0	1	0	0
3	Nico OREILLY	12	11	92%	0	0	0	1	1	100%	1	1	0	2	0
7	Bukayo SAKA	8	8	100%	0	1	0	1	0	0%	1	1	0	2	0
11	Marcus RASHFORD	7	6	86%	1	4	1	5	3	60%	0	0	0	0	0
17	Morgan ROGERS	7	4	57%	0	1	0	3	2	67%	2	0	2	0	0
21	Eberechi EZE	10	7	70%	0	1	1	0	0	0%	1	1	0	0	0

# In Possession - Offers & Receptions

			Offer movement types						
#	Player	Total Offers	In Front	In Between	Out to In	In to Out	In Behind	No Movement	Offers Received
1	Jordan PICKFORD	8	0	0	0	0	0	8	3
2	Ezri KONSA	21	2	0	0	0	0	19	18
4	Declan RICE	33	9	6	1	1	13	3	13
6	Marc GUEHI	9	3	0	0	0	1	5	7
8	Elliot ANDERSON	54	27	8	0	1	0	18	26
9	Harry KANE	14	7	6	0	0	0	1	4
10	Jude BELLINGHAM	83	27	35	0	2	18	1	25
18	Anthony GORDON	44	18	4	1	0	12	9	18
20	Noni MADUEKE	60	8	3	4	2	22	21	18
24	Reece JAMES	52	21	1	1	2	13	14	23
25	Djed SPENCE	45	15	4	0	0	11	15	19
3	Nico OREILLY	14	6	1	0	1	5	1	4
7	Bukayo SAKA	14	3	0	1	1	5	4	7
11	Marcus RASHFORD	11	3	0	0	0	6	2	6
17	Morgan ROGERS	19	2	7	1	1	6	2	5
21	Eberechi EZE	8	3	1	0	0	3	1	5

## In Possession - Distributions

#	Player	Passes Attempted	Passes Completed	Pass Completion %	Switches of Play	Crosses Attempted	Crosses Completed	Line Breaks Attempted	Line Breaks Completed	Line Break Completion %	Ball Progressions	Take Ons	Step Ins	Attempts at Goal	Goals
16	Benjamin ASARE	26	14	54%	0	0	0	17	8	47%	0	0	0	0	0
3	Caleb YIRENKYI	12	6	50%	0	0	0	3	0	0%	0	0	0	0	0
4	Jonas ADJETEY	20	15	75%	1	0	0	5	3	60%	1	0	1	0	0
5	Thomas PARTEY	28	21	75%	0	0	0	10	6	60%	3	2	1	0	0
8	Kwasi SIBO	14	13	93%	0	0	0	2	2	100%	0	0	0	0	0
9	Jordan AYEWE	9	6	67%	0	2	0	2	0	0%	1	1	0	0	0
11	Antoine SEMENYO	6	4	67%	0	1	0	0	0	0%	3	3	0	0	0
14	Gideon MENSAH	18	15	83%	0	0	0	9	6	67%	0	0	0	0	0
18	Jerome OPOKU	19	11	58%	4	0	0	10	6	60%	0	0	0	0	0
19	Inaki WILLIAMS	11	8	73%	0	0	0	2	1	50%	0	0	0	0	0
26	Marvin SENAYA	12	12	100%	0	2	0	4	3	75%	2	2	0	1	0
7	Abdul FATAWU	2	1	50%	0	0	0	3	1	33%	1	1	0	0	0
17	Baba RAHMAN	0	0	0%	0	0	0	0	0	0%	0	0	0	0	0
21	Kojo Peprah OPPONG	0	0	0%	0	0	0	0	0	0%	0	0	0	0	0
25	Prince ADU	2	2	100%	0	0	0	0	0	0%	0	0	0	1	0

## In Possession - Offers &amp; Receptions

			Offer movement types						
#	Player	Total Offers	In Front	In Between	Out to In	In to Out	In Behind	No Movement	Offers Received
16	Benjamin ASARE	4	0	0	0	0	1	3	1
3	Caleb YIRENKYI	7	0	1	1	0	5	0	1
4	Jonas ADJETEY	9	1	0	0	0	0	8	3
5	Thomas PARTEY	12	7	1	0	0	0	4	4
8	Kwasi SIBO	8	4	2	0	1	1	0	0
9	Jordan AYEWE	9	1	2	0	1	5	0	1
11	Antoine SEMENYO	13	0	4	0	2	5	2	3
14	Gideon MENSAH	11	3	0	0	0	5	3	5
18	Jerome OPOKU	2	0	0	0	0	0	2	1
19	Inaki WILLIAMS	12	0	0	0	0	10	2	3
26	Marvin SENAYA	4	0	0	0	0	3	1	2
7	Abdul FATAWU	0	0	0	0	0	0	0	0
17	Baba RAHMAN	0	0	0	0	0	0	0	0
21	Kojo Peprah OPPONG	0	0	0	0	0	0	0	0
25	Prince ADU	3	0	0	0	0	3	0	1

# INDIVIDUAL DATA OUT OF POSSESSION



England v Ghana

## Out of Possession



#	Player	Tackles Made / Won	Blocks	Interceptions	Pressing Direct	Pressing Indirect	Duels Won - Aerial	Duels Won - Physical	Possession Contests won	Clearances	Loose Ball Receptions	Pushing On	Pushing On into Pressing	Possession Regains	Possession Interrupted
1	Jordan PICKFORD	0 / 0	0	0	0	0	0	0	0	0	6	0	0	3	0
2	Ezri KONSA	3 / 1	0	3	5	0	0	0	0	1	3	3	1	5	2
4	Declan RICE	0 / 0	0	1	3	2	1	0	2	0	8	4	0	1	0
6	Marc GUEHI	0 / 0	1	0	0	0	6	0	6	2	4	0	0	10	1
8	Elliot ANDERSON	4 / 1	1	1	9	3	4	0	4	0	5	13	1	5	0
9	Harry KANE	0 / 0	0	0	5	17	2	0	2	0	1	11	6	0	0
10	Jude BELLINGHAM	3 / 2	0	0	3	17	0	0	0	0	4	16	5	2	1
18	Anthony GORDON	2 / 0	1	0	2	3	0	0	0	0	3	3	2	0	2
20	Noni MADUEKE	1 / 0	0	0	4	8	0	0	0	0	4	7	5	0	0
24	Reece JAMES	3 / 0	1	1	6	3	2	2	4	2	12	7	2	2	4
25	Djed SPENCE	1 / 1	2	0	1	7	0	0	0	2	2	3	2	2	2
3	Nico OREILLY	1 / 1	0	0	1	2	4	0	4	0	1	0	0	2	0
7	Bukayo SAKA	0 / 0	0	0	0	1	0	0	0	0	0	0	0	1	0
11	Marcus RASHFORD	1 / 0	0	0	0	1	0	0	0	0	0	0	0	0	0
17	Morgan ROGERS	0 / 0	0	0	0	1	0	0	0	0	1	1	1	0	0
21	Eberechi EZE	0 / 0	0	0	0	1	0	0	0	0	3	0	0	0	0

# Out of Possession



#	Player	Tackles Made / Won	Blocks	Interceptions	Pressing Direct	Pressing Indirect	Duels Won - Aerial	Duels Won - Physical	Possession Contests won	Clearances	Loose Ball Receptions	Pushing On	Pushing On into Pressing	Possession Regains	Possession Interrupted
16	Benjamin ASARE	0 / 0	0	0	0	0	0	0	0	0	0	0	0	3	0
3	Caleb YIRENKYI	2 / 1	0	0	4	36	0	0	0	3	1	27	18	2	3
4	Jonas ADJETEY	3 / 1	3	1	1	4	0	0	0	6	0	5	2	4	5
5	Thomas PARTEY	6 / 1	4	1	6	8	1	0	1	4	2	23	7	7	4
8	Kwasi SIBO	4 / 0	2	0	5	29	1	0	1	2	4	29	12	1	3
9	Jordan AYEWE	5 / 2	1	0	4	49	1	1	3	1	1	36	22	3	2
11	Antoine SEMENYO	3 / 0	0	0	4	25	2	0	2	0	1	23	17	0	0
14	Gideon MENSAH	7 / 0	3	2	10	20	1	0	1	10	5	40	27	4	8
18	Jerome OPOKU	1 / 0	3	0	4	1	2	0	2	3	3	9	2	1	2
19	Inaki WILLIAMS	1 / 0	1	0	2	26	0	0	0	0	2	20	14	0	0
26	Marvin SENAYA	9 / 1	3	0	7	27	1	1	3	7	5	37	27	3	8
7	Abdul FATAWU	2 / 2	2	0	2	10	0	0	0	1	2	8	8	3	3
17	Baba RAHMAN	0 / 0	0	0	0	0	0	0	0	0	0	0	0	0	0
21	Kojo Peprah OPPONG	0 / 0	1	0	0	3	0	0	0	5	0	2	1	1	2
25	Prince ADU	0 / 0	0	0	1	10	0	1	1	0	2	11	9	0	0

# INDIVIDUAL DATA PHYSICAL



England v Ghana

## Physical Data



#	Player	Total Distance (m)	Zone 1: 0-7 km/h (m)	Zone 2: 7-15 km/h (m)	Zone 3: 15-20 km/h (m)	Zone 4: 20-25 km/h (m)	Zone 5: 25+ km/h (m)	High Speed Runs (Zone 3)	Sprints (Zone 4 & 5)	Top Speed (km/h)
1	Jordan PICKFORD	5818.0	3871.7	1602.0	279.0	53.2	12.2	29.0	5.0	26.6
2	Ezri KONSA	9462.7	4429.1	3678.3	944.8	275.0	135.4	80.0	22.0	32.5
4	Declan RICE	11072.3	3813.6	4827.6	1491.4	635.0	304.6	136.0	45.0	32.3
6	Marc GUEHI	9902.0	3535.9	4794.8	1065.7	341.2	164.3	100.0	27.0	32.6
8	Elliot ANDERSON	8970.2	2749.9	4111.5	1512.7	492.2	103.9	128.0	38.0	28.6
9	Harry KANE	10295.0	4507.4	4098.5	1045.8	511.0	132.3	101.0	33.0	30.8
10	Jude BELLINGHAM	8089.1	3290.5	2726.0	1173.8	644.2	254.7	92.0	51.0	30.8
18	Anthony GORDON	7039.2	3359.8	2287.5	799.6	314.9	277.5	56.0	37.0	33.2
20	Noni MADUEKE	8184.4	3629.4	3016.2	1011.2	334.1	193.4	95.0	30.0	33.3
24	Reece JAMES	9651.1	4274.5	3797.3	861.8	469.3	248.2	68.0	41.0	33.6
25	Djed SPENCE	7157.3	2963.4	2687.2	801.3	413.2	292.2	71.0	36.0	34.0
3	Nico OREILLY	3206.2	1135.0	1328.8	459.8	194.1	88.4	37.0	16.0	32.8
7	Bukayo SAKA	2981.2	1275.4	1154.3	410.9	104.3	36.2	34.0	9.0	30.0
11	Marcus RASHFORD	1492.5	595.4	574.1	177.6	95.4	50.0	16.0	10.0	29.2
17	Morgan ROGERS	2685.4	954.5	1207.4	376.9	111.1	35.5	32.0	10.0	26.6
21	Eberechi EZE	2270.2	892.2	1018.0	205.5	146.4	8.1	19.0	9.0	26.7

## Physical Data



#	Player	Total Distance (m)	Zone 1: 0-7 km/h (m)	Zone 2: 7-15 km/h (m)	Zone 3: 15-20 km/h (m)	Zone 4: 20-25 km/h (m)	Zone 5: 25+ km/h (m)	High Speed Runs (Zone 3)	Sprints (Zone 4 & 5)	Top Speed (km/h)
16	Benjamin ASARE	4294.4	3613.6	662.1	18.7	0	0	3.0	0	17.9
3	Caleb YIRENKYI	10789.7	3605.5	4865.3	1512.3	546.5	260.1	130.0	44.0	31.3
4	Jonas ADJETEY	10043.7	4223.1	4249.0	1198.2	315.6	57.9	97.0	31.0	29.4
5	Thomas PARTEY	10073.1	3837.7	4495.9	1384.1	303.0	52.5	123.0	26.0	28.3
8	Kwasi SIBO	11132.2	3473.7	5179.0	1908.1	499.2	72.1	174.0	32.0	30.0
9	Jordan AYEWE	7791.5	2548.9	3803.0	928.4	406.1	105.1	94.0	34.0	30.6
11	Antoine SEMENYO	9715.3	4961.6	3352.9	713.2	326.1	361.5	66.0	31.0	35.1
14	Gideon MENSAH	9474.2	4192.4	3824.9	934.7	383.5	138.6	84.0	36.0	33.2
18	Jerome OPOKU	9470.5	4253.4	4060.1	873.5	244.2	39.2	68.0	23.0	29.2
19	Inaki WILLIAMS	6985.3	3187.8	2333.0	765.7	468.2	230.6	63.0	33.0	33.5
26	Marvin SENAYA	8866.0	3590.6	3750.8	917.8	425.8	181.0	75.0	40.0	29.8
7	Abdul FATAWU	3287.0	1139.3	1323.1	583.0	173.9	67.7	50.0	14.0	30.8
17	Baba RAHMAN	169.0	58.0	50.8	27.9	32.4	0	2.0	1.0	23.7
21	Kojo Peprah OPPONG	899.6	311.6	462.1	90.8	32.6	2.5	7.0	3.0	25.2
25	Prince ADU	2867.8	970.7	1269.4	370.8	132.6	124.2	32.0	12.0	33.7



TM