



New Zealand 1 - 3 Egypt

Group G - Match 40

21 June 2026

18:00 Kick Off

BC Place Vancouver

POST MATCH SUMMARY REPORT

Match Summary - Teams



New Zealand

1 — **3**



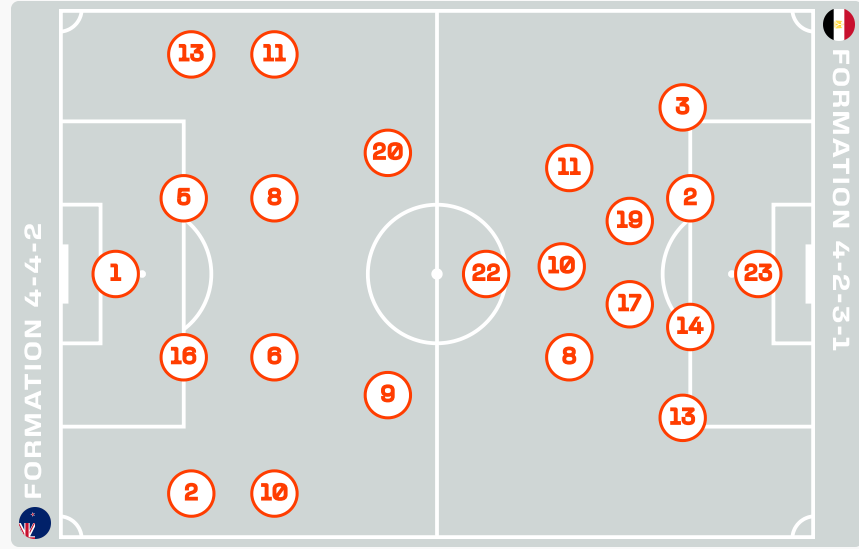
Egypt

STARTING

- 1 GK Max CROCOMBE
- 2 DF Tim PAYNE ↓ 85'
- 5 DF Michael BOXALL
- 6 MF Joe BELL
- 8 MF Marko STAMENIC
- 9 FW Chris WOOD
- 10 MF Sarpreet SINGH ⚪ 20' ↓ 76'
- 11 MF Elijah JUST ↓ 85'
- 13 DF Liberato CACACE ↓ 76'
- 16 DF Finn SURMAN ⚪ 15'
- 20 MF Callum McCOWATT ⚪ 34' ↓ 66'

SUBSTITUTES

- 12 GK Alex PAULSEN
- 22 GK Michael WOOD
- 3 DF Francis DE VRIES ↑ 85'
- 4 DF Tyler BINDON ↑ 85'
- 7 FW Logan ROGERSON
- 14 MF Alex RUFER
- 15 DF Nando PIJNAKER
- 17 FW Kosta BARBAROUSES
- 18 FW Ben WAINE
- 19 MF Ben OLD ↑ 66'
- 21 FW Jesse RANDALL ↑ 76'
- 23 MF Ryan THOMAS ↑ 76'
- 24 DF Callan ELLIOT
- 25 MF Lachlan BAYLISS
- 26 DF Tommy SMITH



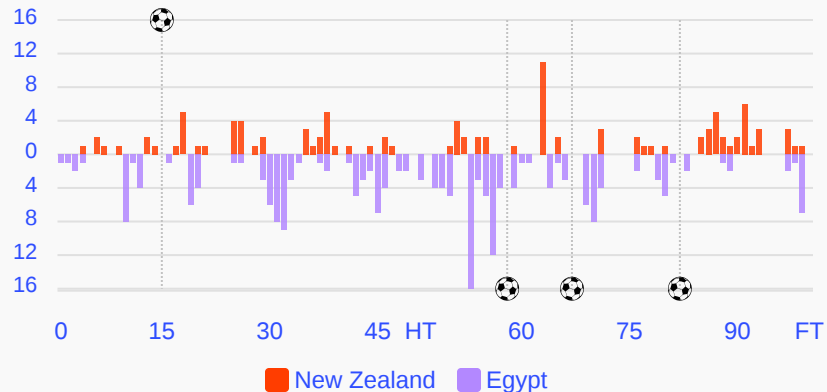
STARTING

- MOSTAFA SHOUBIR GK 23
- YASSER IBRAHIM DF 2
- MOHAMED HANY DF 3
- ↓ 85' EMAM ASHOUR MF 8
- ↓ 85' ⚪ 67' MOHAMED SALAH FW10
- ↓ 76' ⚪ 58' MOSTAFA ZICO MF 11
- AHMED FATOUH DF 13
- ↓ 41' HAMDY FATHY MF 14
- ⚪ 17' MOHANAD LASHIN MF 17
- MARAWAN ATTIA MF 19
- ↓ 76' OMAR MARMOUSH FW22

SUBSTITUTES

- MOHAMED ELSHENAWY GK 1
- MAHDY SOLIMAN GK 16
- MOHAMED ALAA GK 26
- ↓ 90+9' ↑ 85' HOSSAM ABDELMAGUID DF 4
- ↑ 41' RAMV RABIA DF 5
- ↑ 90+9' MOHAMED ABDELMONEIM DF 6
- ⚪ 82' ↑ 76' TREZEGUET FW 7
- ↑ 76' HAMZA ABDELKARIM FW 9
- HAISEM HASSAN FW12
- KARIM HAFEZ DF 15
- NABIL DONGA MF 18
- IBRAHIM ADEL FW20
- MAHMOUD SABER MF 21
- TAREK ALAA DF 24
- ↑ 85' ZIZO FW25

Distribution in the Final Third



Match Summary - Key Statistics



1 — **3**



Possession

Total	39.4%	10.3%	50.3%	Total
1	Goals			3
0.71	xG (Expected Goals)			2.1
11 (5)	Attempts at Goal (On Target)			19 (7)
437 (355)	Total Passes (Complete)			544 (486)
81 %	Pass Completion %			89 %
85	Completed Line Breaks			110
4	Defensive Line Breaks			9
80	Receptions in the Final Third			167
13	Crosses			20
23	Ball Progressions			17
289 (47)	Defensive Pressures Applied (Direct Pressures)			249 (45)
39	Forced Turnovers			51
76	Second Balls			72
118.5 km	Total Distance Covered			118.3 km
6.8 km	Zone 4 - Low Speed Sprinting: 20-25 km/h			7.1 km



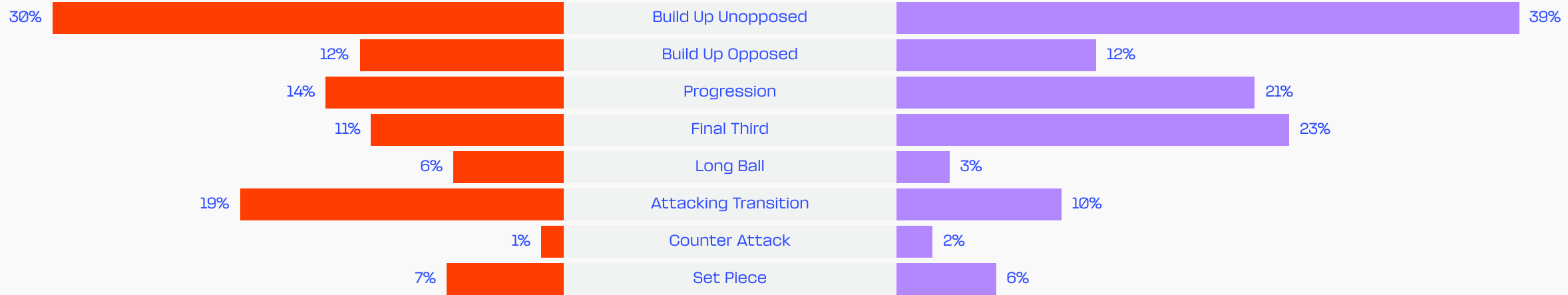
New Zealand

Phases of Play

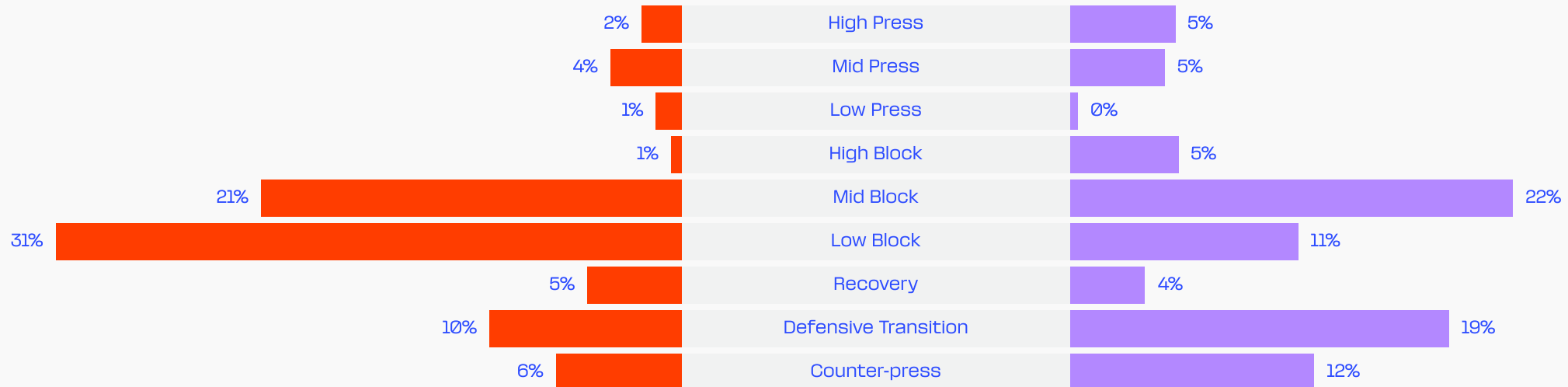


Egypt

IN POSSESSION



OUT OF POSSESSION

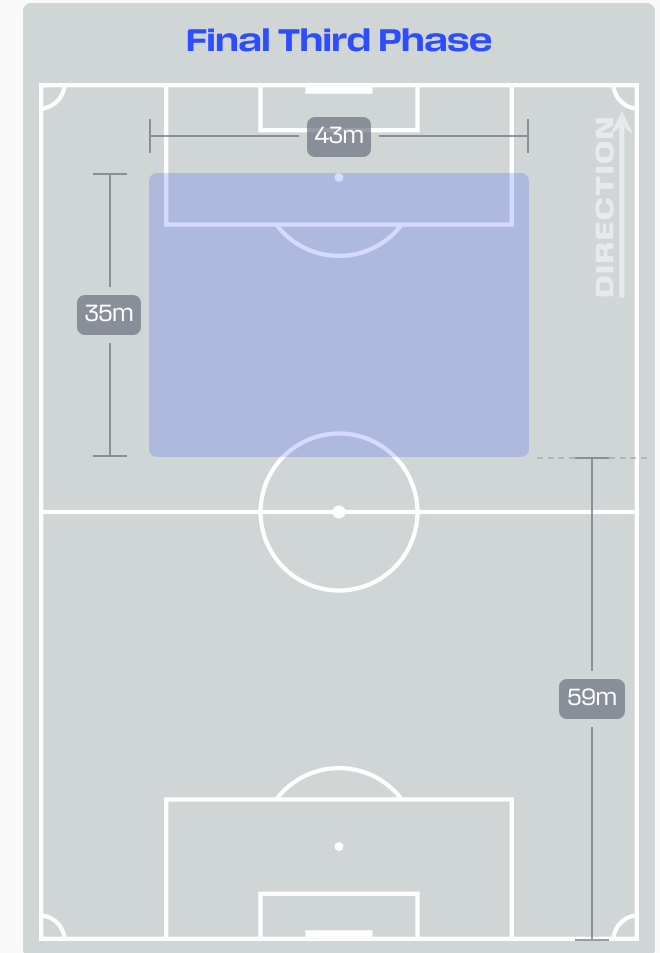
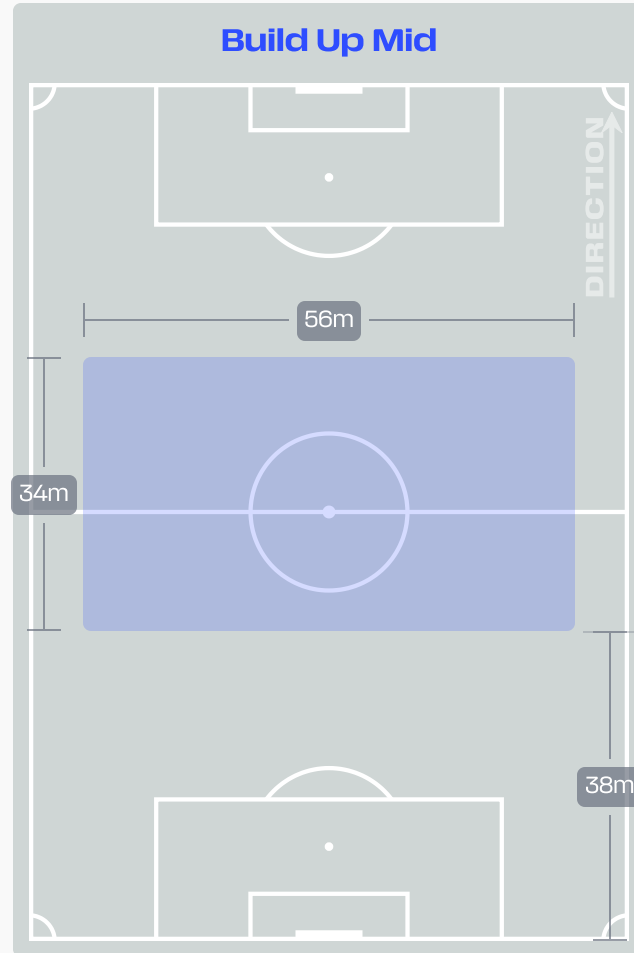
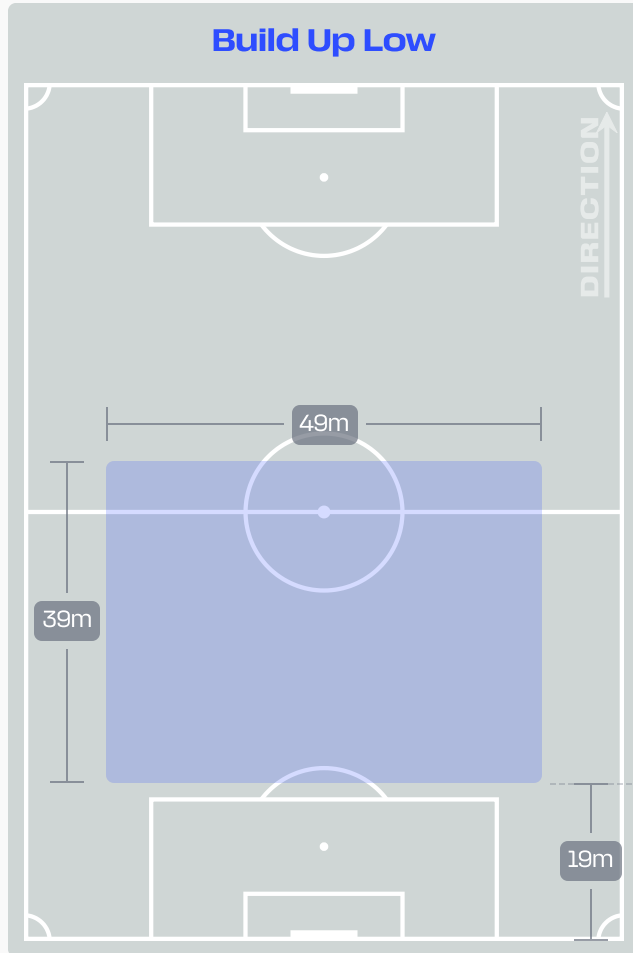


IN POSSESSION

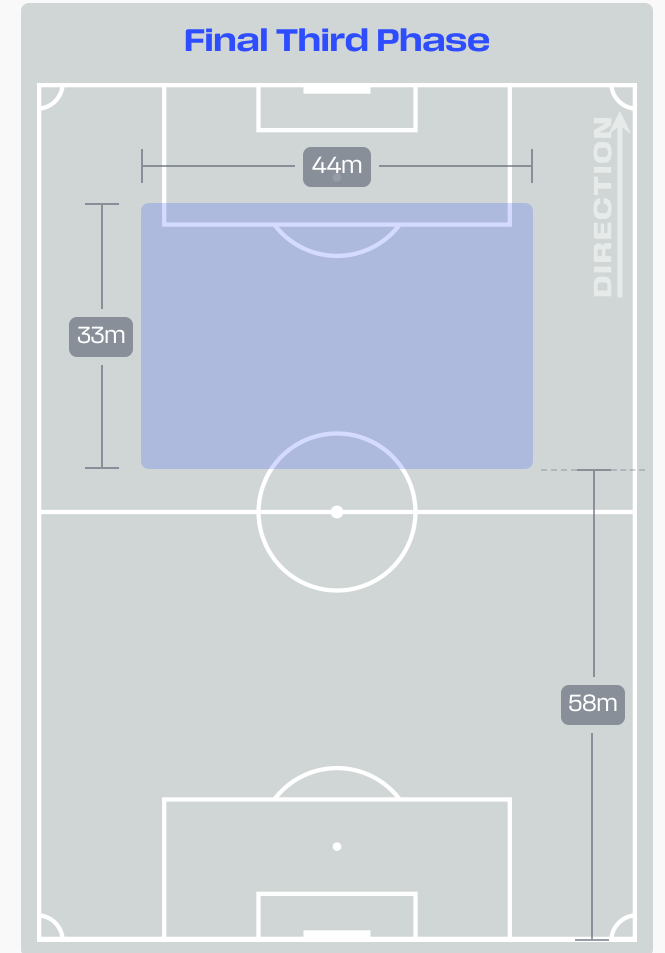
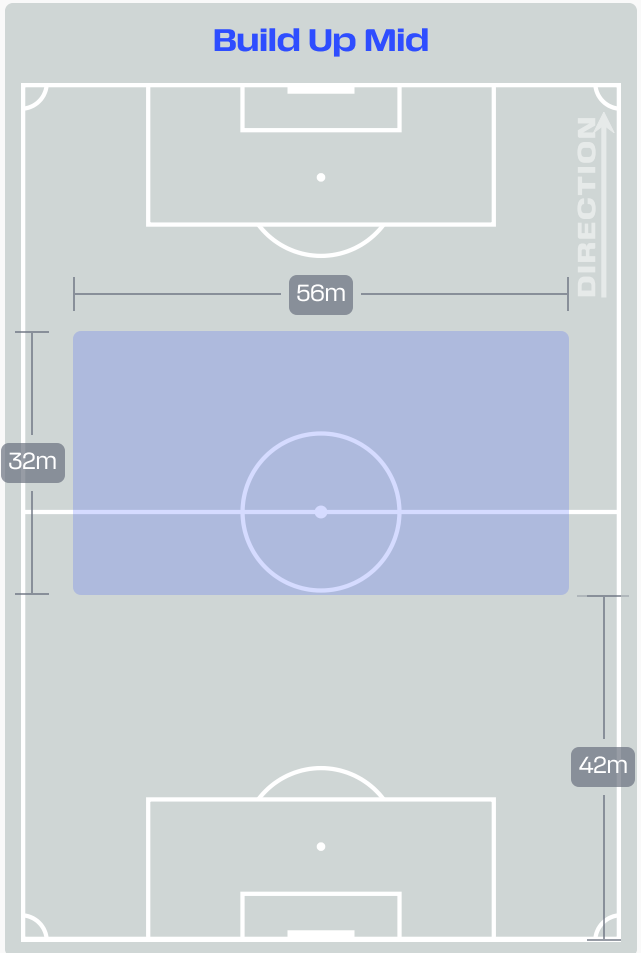
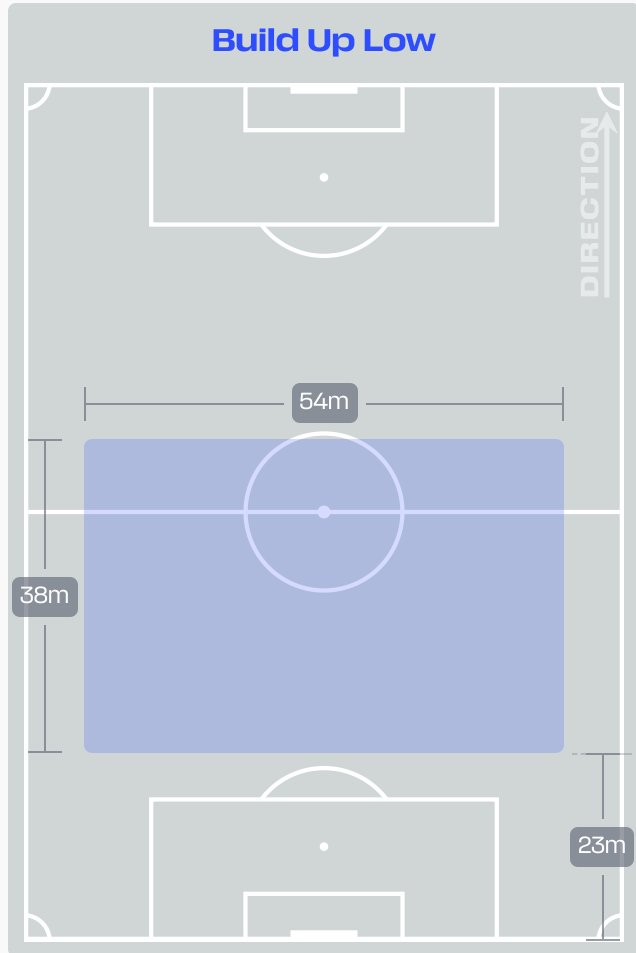


New Zealand v Egypt

In Possession Line Height & Team Length



In Possession Line Height & Team Length



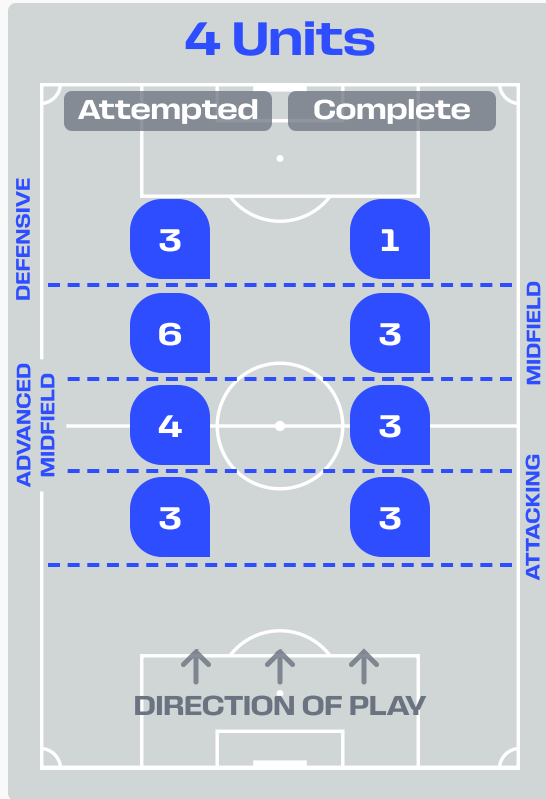
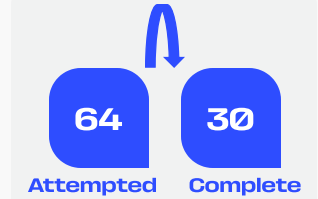
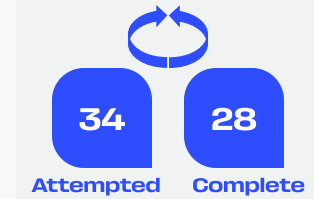
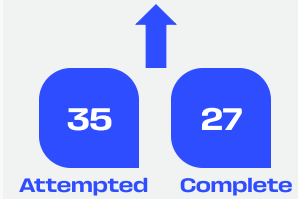
Line Breaks



New Zealand

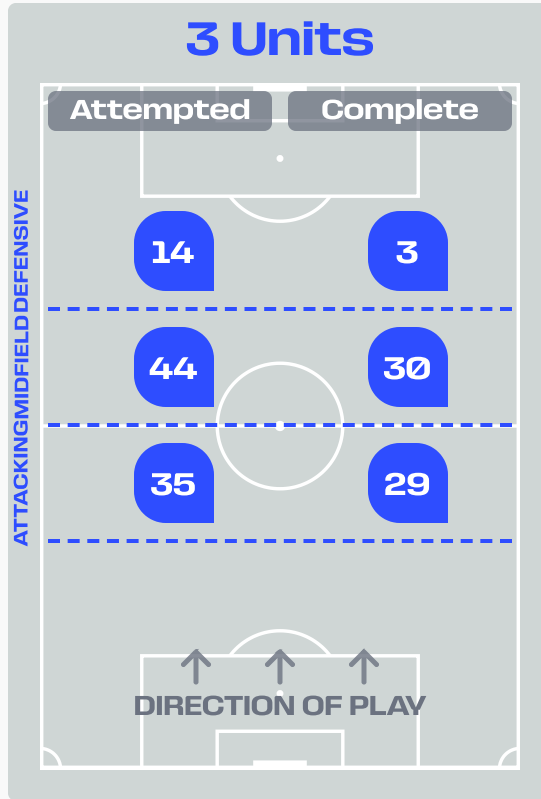
Attempted Line Breaks

133



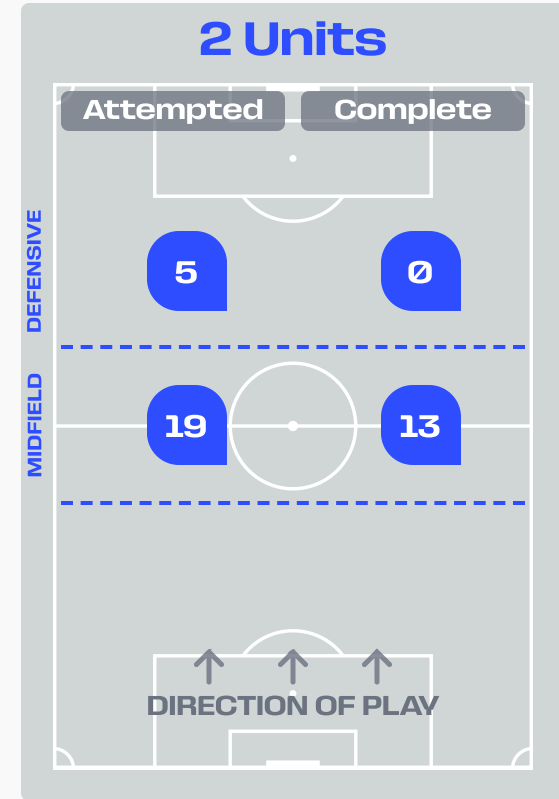
Attempted Line Breaks 16

Inside Shape 11
Outside Shape 5



Attempted Line Breaks 93

Inside Shape 65
Outside Shape 28



Attempted Line Breaks 24

Inside Shape 17
Outside Shape 7

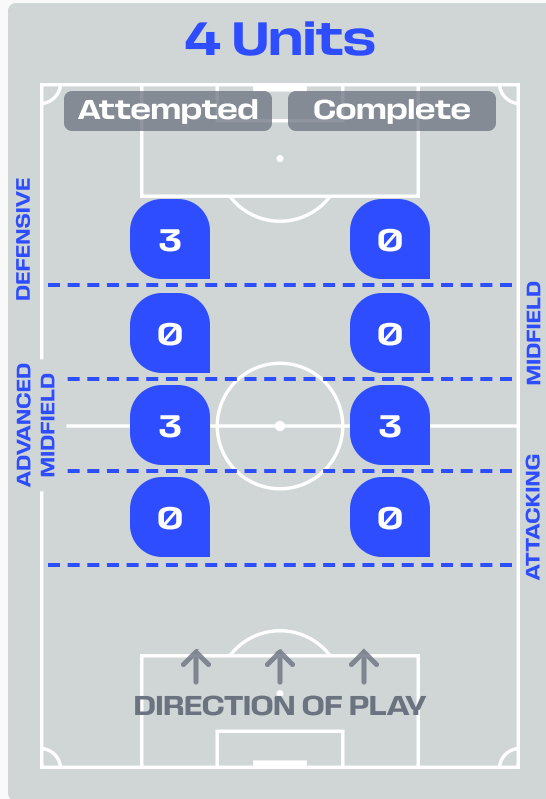
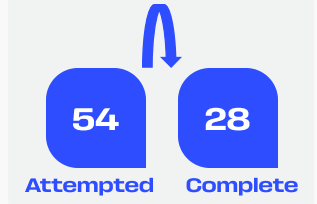

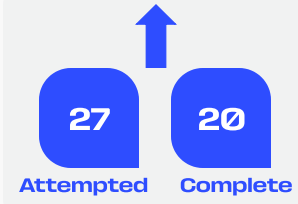
Line Breaks



Egypt

Attempted Line Breaks

150



Attempted Line Breaks **6**

Inside Shape 4

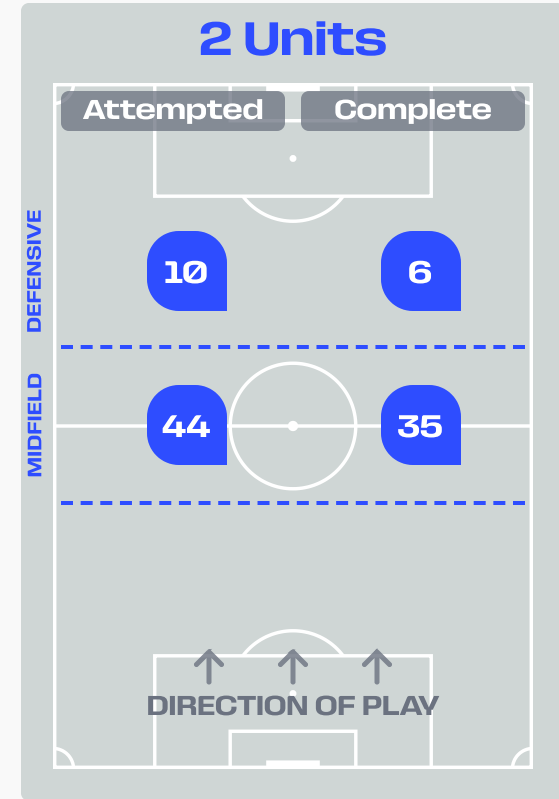
Outside Shape 2



Attempted Line Breaks **90**

Inside Shape 43

Outside Shape 47



Attempted Line Breaks **54**

Inside Shape 29

Outside Shape 25

Line Breaks



					4 Units				3 Units			2 Units		Direction			Distribution Type		
#	Player	Line Breaks Attempted	Line Breaks Completed	Line Break Completion %	Attacking Line	Attacking Midfield Line	Midfield Line	Defensive Line	Attacking Line	Midfield Line	Defensive Line	Midfield Line	Defensive Line	Through	Around	Over	Pass	Cross	Ball Progression
1	Max CROCOMBE	18	8	44%	0	1	2	0	2	9	3	1	0	2	0	16	18	0	0
2	Tim PAYNE	14	10	71%	1	2	0	0	2	4	1	4	0	4	1	9	11	2	1
5	Michael BOXALL	8	5	62%	0	0	1	0	4	0	0	3	0	2	3	3	8	0	0
6	Joe BELL	12	9	75%	0	1	0	0	5	5	0	1	0	7	1	4	11	0	1
8	Marko STAMENIC	15	11	73%	0	0	0	0	5	3	4	3	0	4	5	6	14	1	0
9	Chris WOOD	4	0	0%	0	0	0	0	0	0	3	0	1	2	0	2	4	0	0
10	Sarpreet SINGH	6	2	33%	0	0	1	1	1	3	0	0	0	1	2	3	5	0	1
11	Elijah JUST	10	8	80%	0	0	0	0	0	7	0	1	2	3	3	4	9	0	1
13	Liberato CACACE	12	9	75%	0	0	2	0	3	5	0	1	1	1	3	8	11	1	0
16	Finn SURMAN	13	13	100%	1	0	0	1	9	1	0	1	0	4	8	1	12	0	1
20	Callum McCOWATT	4	2	50%	0	0	0	1	0	1	0	2	0	1	1	2	4	0	0
3	Francis DE VRIES	3	0	0%	0	0	0	0	0	3	0	0	0	0	0	3	3	0	0
4	Tyler BINDON	6	5	83%	0	0	0	0	1	2	1	2	0	1	3	2	6	0	0
19	Ben OLD	6	2	33%	1	0	0	0	2	1	2	0	0	2	4	0	3	0	3
21	Jesse RANDALL	0	0	0%	0	0	0	0	0	0	0	0	0	0	0	0	0	0	0
23	Ryan THOMAS	2	1	50%	0	0	0	0	1	0	0	0	1	1	0	1	1	1	0

Line Breaks



					4 Units				3 Units			2 Units		Direction			Distribution Type		
#	Player	Line Breaks Attempted	Line Breaks Completed	Line Break Completion %	Attacking Line	Attacking Midfield Line	Midfield Line	Defensive Line	Attacking Line	Midfield Line	Defensive Line	Midfield Line	Defensive Line	Through	Around	Over	Pass	Cross	Ball Progression
23	MOSTAFA SHOUBIR	5	3	60%	0	0	0	0	0	2	1	2	0	0	0	5	5	0	0
2	YASSER IBRAHIM	7	7	100%	0	0	0	0	5	1	0	1	0	0	5	2	7	0	0
3	MOHAMED HANY	24	15	62%	0	1	0	0	6	6	0	10	1	3	13	8	22	2	0
8	EMAM ASHOUR	9	7	78%	0	0	0	0	1	5	0	2	1	2	5	2	6	0	3
10	MOHAMED SALAH	13	7	54%	0	0	0	1	0	5	1	4	2	7	3	3	10	2	1
11	MOSTAFA ZICO	7	5	71%	0	0	0	0	1	3	0	1	2	2	2	3	6	1	0
13	AHMED FATOUH	18	14	78%	0	1	0	0	7	4	2	3	1	2	11	5	18	0	0
14	HAMDY FATHY	2	2	100%	0	0	0	0	2	0	0	0	0	0	1	1	2	0	0
17	MOHANAD LASHIN	9	8	89%	0	0	0	1	3	2	0	3	0	0	2	7	9	0	0
19	MARAWAN ATTIA	34	31	91%	0	1	0	1	10	6	0	15	1	6	21	7	33	1	0
22	OMAR MARMOUSH	8	6	75%	0	0	0	0	0	1	2	3	2	2	2	4	7	1	0
4	HOSSAM ABDELMAGUID	1	0	0%	0	0	0	0	0	1	0	0	0	0	0	1	1	0	0
5	RAMY RABIA	7	3	43%	0	0	0	0	2	4	1	0	0	1	2	4	7	0	0
6	MOHAMED ABDELMONEIM	1	1	100%	0	0	0	0	1	0	0	0	0	0	1	0	1	0	0
7	TREZEGUET	3	1	33%	0	0	0	0	0	2	1	0	0	1	1	1	3	0	0
9	HAMZA ABDELKARIM	1	0	0%	0	0	0	0	0	0	1	0	0	0	0	1	1	0	0
25	ZIZO	1	0	0%	0	0	0	0	0	0	1	0	0	1	0	0	1	0	0

Passing Networks



#	Passes From ↓ to →	Max CROCOMBE	Tim PAYNE	Michael BOXALL	Joe BELL	Marko STAMENIC	Chris WOOD	Sarpreet SINGH	Elijah JUST	Liberato CACACE	Finn SURMAN	Callum McCOWATT	Francis DE VRIES	Tyler BINDON	Ben OLD	Jesse RANDALL	Ryan THOMAS
1	Max CROCOMBE		1	1	1	0	2	2	0	1	7	0	1	1	1	0	0
2	Tim PAYNE	0		0	3	1	1	3	2	0	4	3	0	0	1	0	0
5	Michael BOXALL	10	0		5	9	0	0	0	3	10	0	2	0	1	1	0
6	Joe BELL	0	3	6		15	0	3	3	5	5	5	1	1	0	1	1
8	Marko STAMENIC	1	1	7	6		1	3	4	4	7	6	1	1	2	0	1
9	Chris WOOD	0	0	0	5	0		1	2	3	0	2	0	0	1	0	0
10	Sarpreet SINGH	0	1	1	2	2	2		2	2	1	2	0	0	0	0	0
11	Elijah JUST	0	0	0	5	5	6	2		4	0	2	0	0	0	0	0
13	Liberato CACACE	0	0	1	2	6	2	3	4		0	0	0	0	1	0	0
16	Finn SURMAN	3	14	8	5	4	0	1	2	0		4	0	1	0	0	3
20	Callum McCOWATT	0	2	0	7	4	3	4	0	2	3		0	0	0	0	0
3	Francis DE VRIES	0	0	2	0	0	0	0	0	0	0	0		0	0	0	0
4	Tyler BINDON	1	0	0	0	0	0	0	0	0	1	0	0		1	1	1
19	Ben OLD	0	0	1	2	1	1	2	0	0	0	0	1	0		0	0
21	Jesse RANDALL	0	0	0	0	1	0	0	0	0	1	0	0	0	0		0
23	Ryan THOMAS	0	0	1	1	0	0	0	0	0	0	0	0	2	0	1	

Top 5 Player to Player Passers		
Player	Passed To	% of Total Team Passes
Joe BELL	Marko STAMENIC	4.5%
Finn SURMAN	Tim PAYNE	4.2%
Michael BOXALL	Max CROCOMBE	3%
Michael BOXALL	Finn SURMAN	3%
Michael BOXALL	Marko STAMENIC	2.7%

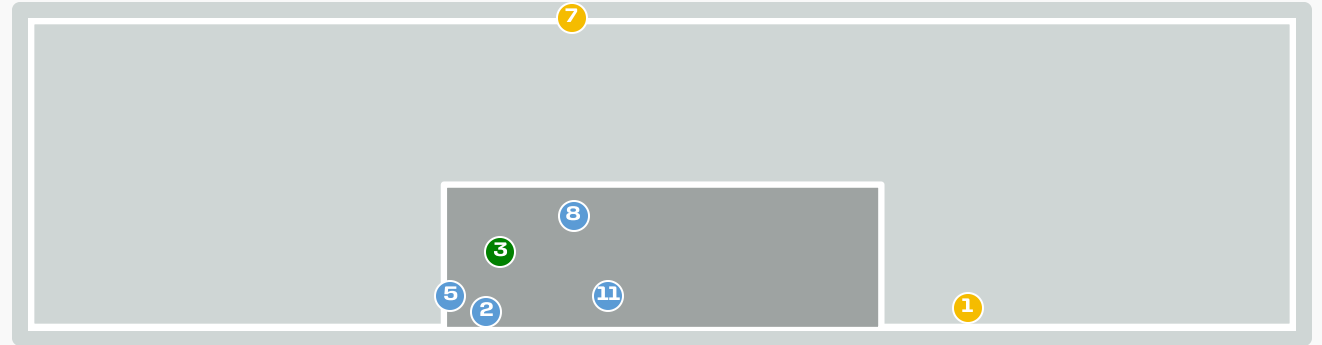
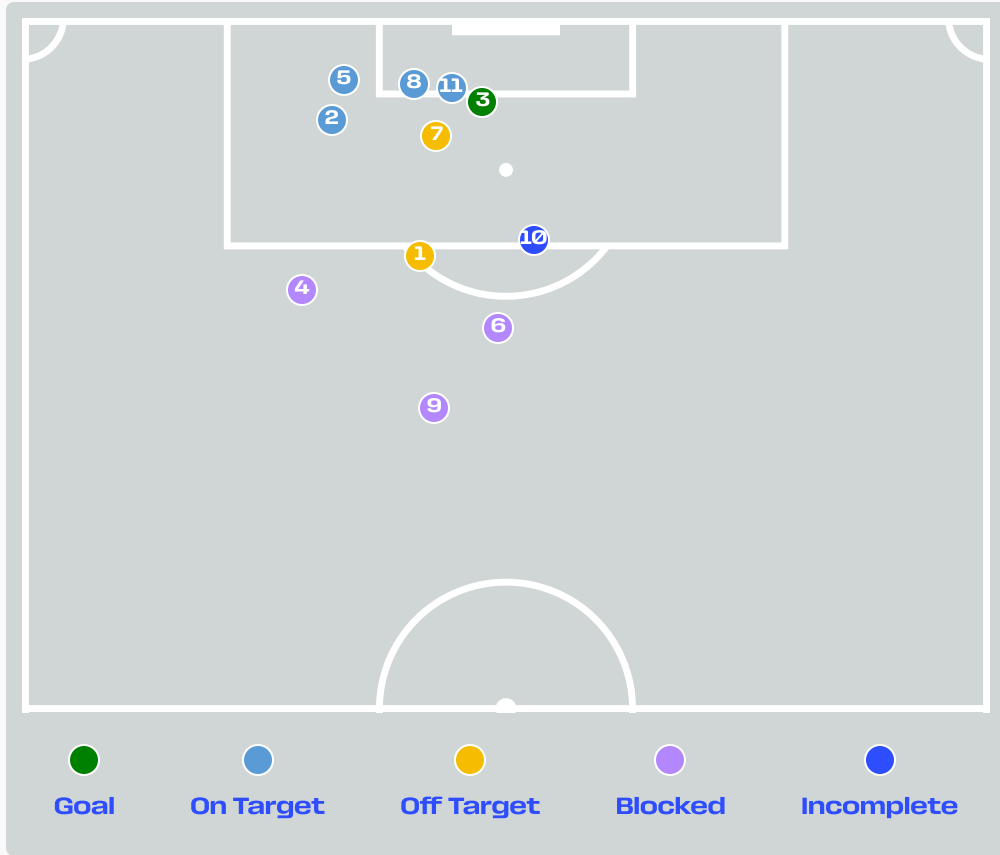


Passing Networks

#	Passes From ↓ to →	MOSTAFA SHOUBIR	YASSER IBRAHIM	MOHAMED HANY	EMAM ASHOUR	MOHAMED SALAH	MOSTAFA ZICO	AHMED FATOUH	HAMDY FATHY	MOHANAD LASHIN	MARAWAN ATTIA	OMAR MARMOUSH	HOSSAM ABDELMAGUID	RAMY RABIA	MOHAMED ABDELMONEIM	TREZEGUET	HAMZA ABDELKARIM	ZIZO
23	MOSTAFA SHOUBIR		2	2	0	0	0	4	1	0	0	1	0	2	0	0	0	0
2	YASSER IBRAHIM	3		12	0	2	1	0	8	6	6	0	0	7	0	0	0	0
3	MOHAMED HANY	0	9		5	5	11	1	1	6	3	0	0	2	0	0	0	1
8	EMAM ASHOUR	0	1	4		7	1	9	2	4	17	3	0	0	0	0	1	0
10	MOHAMED SALAH	0	2	4	3		4	0	0	2	6	6	0	0	0	0	0	0
11	MOSTAFA ZICO	0	0	7	3	6		0	0	1	1	0	0	0	0	0	0	0
13	AHMED FATOUH	0	0	1	17	0	1		6	5	11	10	1	5	1	1	0	0
14	HAMDY FATHY	1	6	2	1	0	0	11		2	3	0	0	0	0	0	0	0
17	MOHANAD LASHIN	0	6	7	1	2	4	5	1		12	0	0	4	0	0	0	0
19	MARAWAN ATTIA	0	4	12	17	4	1	19	4	9		6	0	5	0	1	0	1
22	OMAR MARMOUSH	0	0	3	5	3	0	5	0	1	0		0	1	0	0	0	0
4	HOSSAM ABDELMAGUID	0	0	0	0	0	0	0	0	0	1	0		0	0	1	0	0
5	RAMY RABIA	0	8	1	2	0	0	8	0	0	8	1	0		0	0	0	0
6	MOHAMED ABDELMONEIM	0	0	0	0	0	0	0	0	0	2	0	0	0		0	0	0
7	TREZEGUET	0	0	0	0	1	0	0	0	0	1	0	0	0	0		0	1
9	HAMZA ABDELKARIM	0	0	0	0	1	0	0	0	0	0	0	0	0	0	0		0
25	ZIZO	0	0	0	0	0	0	1	0	0	1	0	0	0	0	0	0	

Top 5 Player to Player Passers		
Player	Passed To	% of Total Team Passes
MARAWAN ATTIA	AHMED FATOUH	4.1%
EMAM ASHOUR	MARAWAN ATTIA	3.7%
AHMED FATOUH	EMAM ASHOUR	3.7%
MARAWAN ATTIA	EMAM ASHOUR	3.7%
YASSER IBRAHIM	MOHAMED HANY	2.6%

Attempts at Goal



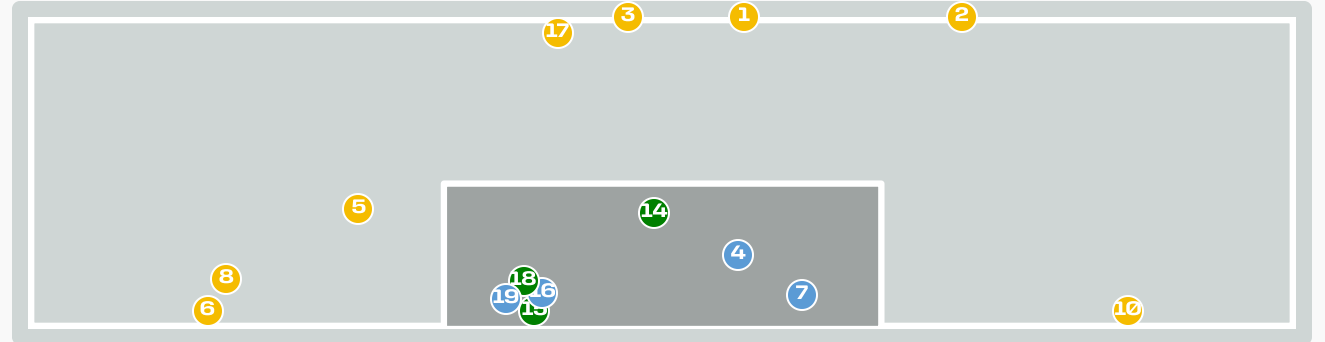
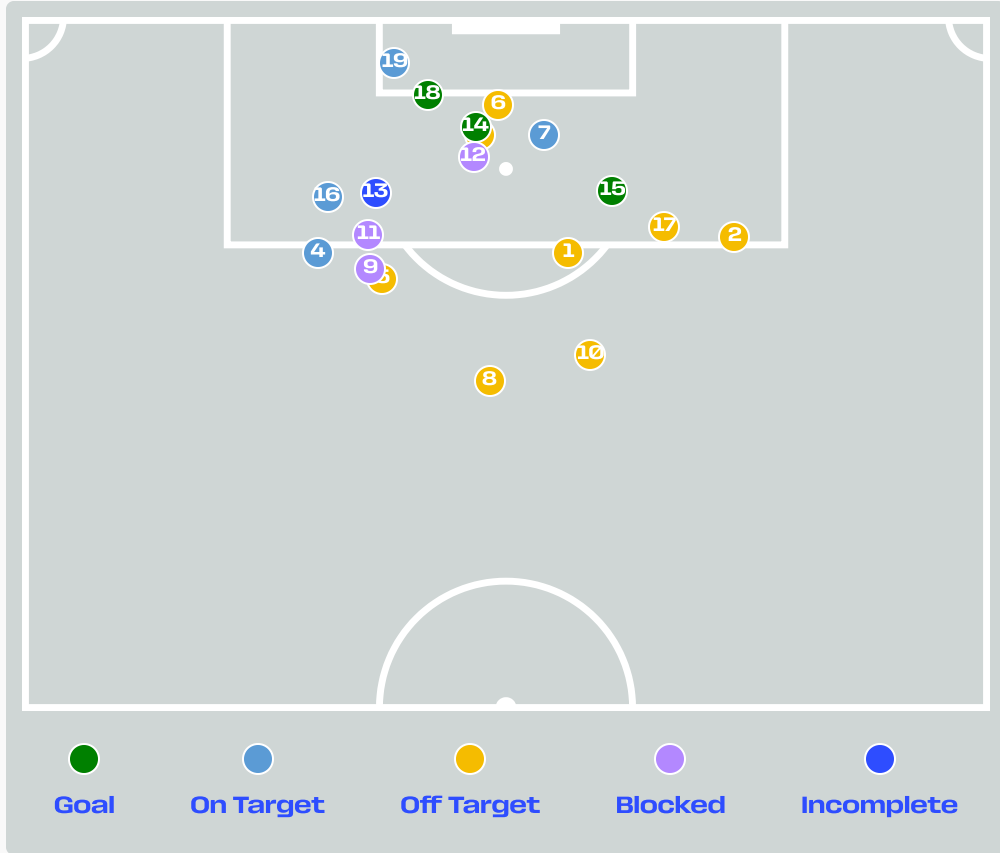
Key	Outcome	Shots
●	Goals	1
●	On Target	4
●	Off Target	2
●	Blocked	3
●	Incomplete	1

Attempts at Goal



Time	Player	Outcome	Body Part	Delivery Type
6	10 Sarpreet SINGH	Off Target	Left Foot	Pass
13	11 Elijah JUST	On Target - Saved	Left Foot	Pass
14	16 Finn SURMAN	On Target - Goal	Head	Corner
18	11 Elijah JUST	Incomplete - Blocked	Left Foot	Loose Ball
18	20 Callum McCOWATT	On Target - Saved	Left Foot	Loose Ball
25	6 Joe BELL	Incomplete - Blocked	Right Foot	Pass
26	9 Chris WOOD	Off Target	Head	Cross
51	20 Callum McCOWATT	On Target - Saved	Head	Cross
64	8 Marko STAMENIC	Incomplete - Blocked	Right Foot	Pass
97	8 Marko STAMENIC	Incomplete	Right Foot	Loose Ball
97	4 Tyler BINDON	On Target - Saved	Left Foot	Loose Ball

Attempts at Goal



Key	Outcome	Shots
●	Goals	3
●	On Target	4
●	Off Target	8
●	Blocked	3
●	Incomplete	1

Attempts at Goal



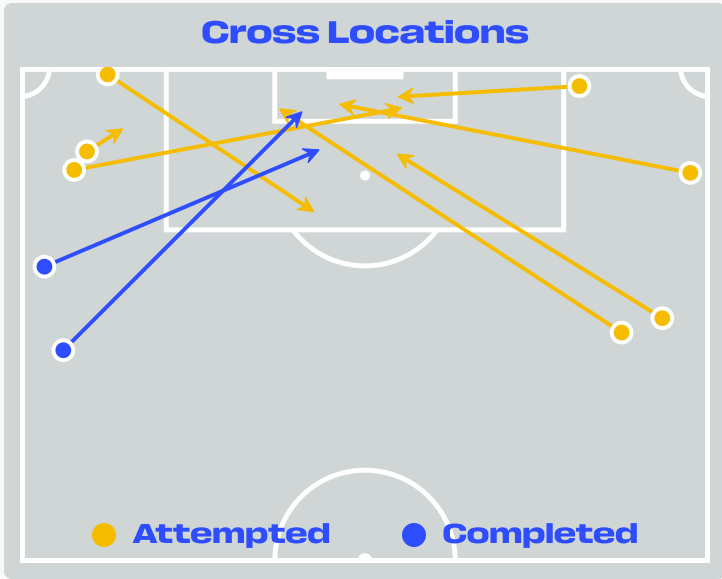
Time	Player	Outcome	Body Part	Delivery Type
5	10 MOHAMED SALAH	Deflected Off Target - Defensive Event	Left Foot	Loose Ball
19	3 MOHAMED HANY	Deflected Off Target - Defensive Event	Right Foot	Pass
20	11 MOSTAFA ZICO	Off Target	Head	Cross
26	22 OMAR MARMOUSH	On Target - Saved	Right Foot	Pass
34	10 MOHAMED SALAH	Off Target	Left Foot	Freekick
45	8 EMAM ASHOUR	Off Target	Left Foot	Cross
45	10 MOHAMED SALAH	On Target - Saved	Right Foot	Cross
46	22 OMAR MARMOUSH	Off Target	Right Foot	Freekick
48	11 MOSTAFA ZICO	Incomplete - Blocked	Right Foot	Pass
49	8 EMAM ASHOUR	Off Target	Left Foot	Pass
49	22 OMAR MARMOUSH	Incomplete - Blocked	Right Foot	Pass
54	11 MOSTAFA ZICO	Incomplete - Blocked	Left Foot	Pass
54	8 EMAM ASHOUR	Incomplete - Player On Ball Error	Right Foot	Loose Ball
57	11 MOSTAFA ZICO	On Target - Goal	Head	Cross
66	10 MOHAMED SALAH	On Target - Goal	Left Foot	Pass
79	13 AHMED FATOUH	On Target - Saved	Right Foot	Loose Ball
80	10 MOHAMED SALAH	Deflected Off Target - Defensive Event	Left Foot	Pass

Attempts at Goal

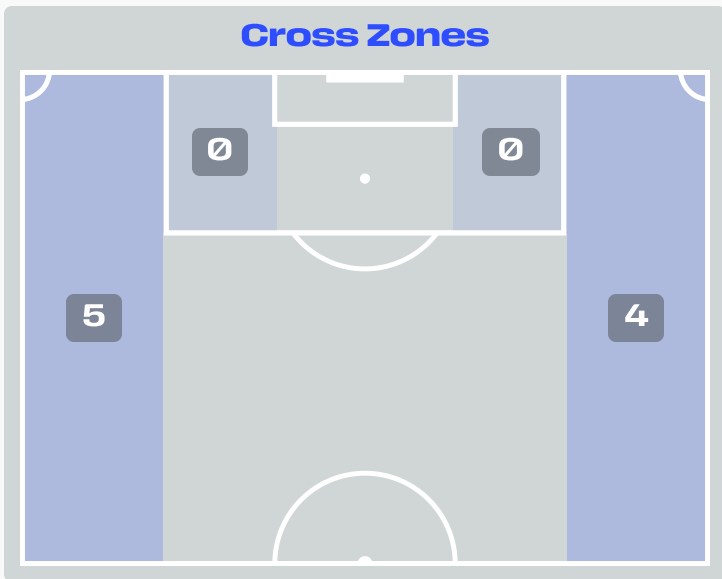
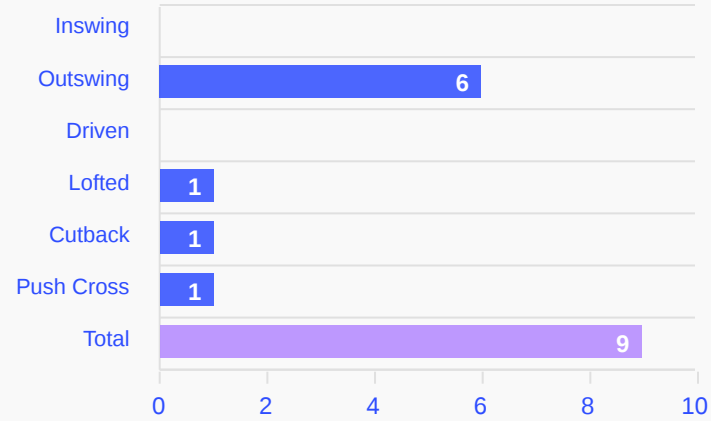


Time	Player	Outcome	Body Part	Delivery Type
81	7 TREZEGUET	On Target - Goal	Head	Corner
92	25 ZIZO	On Target - Saved	Right Foot	Interception

Crosses (Open Play)



Delivery Type



Attempted

9

Completed

2

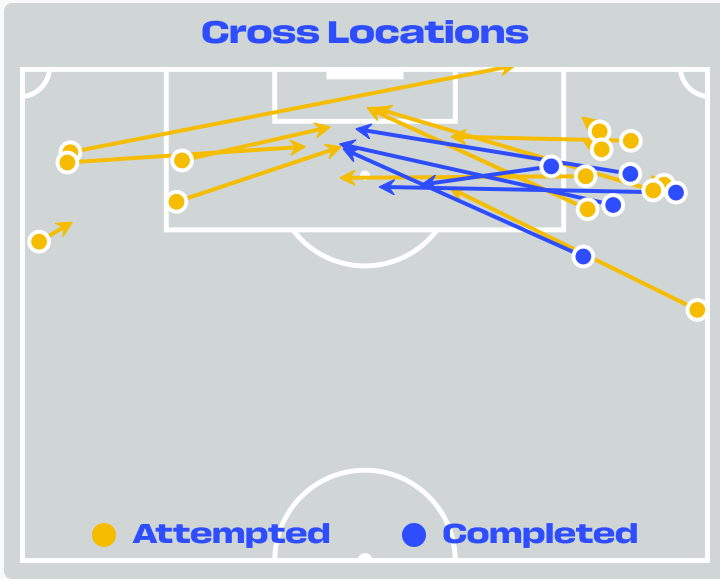
Most Crosses Attempted

2

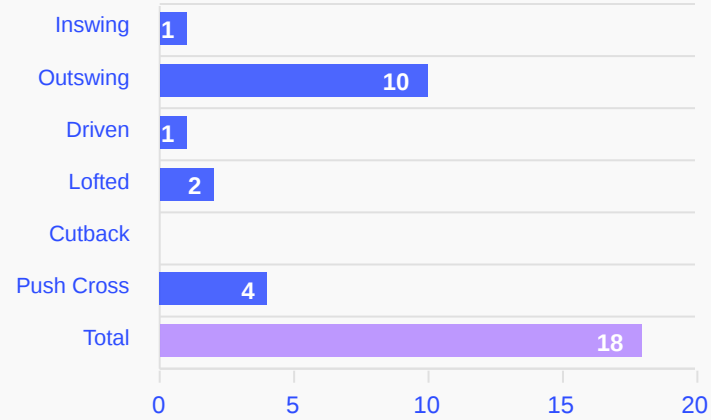
Tim PAYNE
RIGHT BACK

#	Player	Inswing	Outswing	Driven	Lofted	Cutback	Push Cross	Total Attempted
1	Max CROCOMBE	0	0	0	0	0	0	0
2	Tim PAYNE	0	2	0	0	0	0	2
5	Michael BOXALL	0	0	0	0	0	0	0
6	Joe BELL	0	0	0	0	0	0	0
8	Marko STAMENIC	0	0	0	1	0	0	1
9	Chris WOOD	0	0	0	0	0	0	0
10	Sarpreet SINGH	0	2	0	0	0	0	2
11	Elijah JUST	0	0	0	0	0	0	0
13	Liberato CACACE	0	1	0	0	0	0	1
16	Finn SURMAN	0	0	0	0	0	0	0
20	Callum McCOWATT	0	0	0	0	1	1	2
3	Francis DE VRIES	0	0	0	0	0	0	0
4	Tyler BINDON	0	0	0	0	0	0	0
19	Ben OLD	0	0	0	0	0	0	0
21	Jesse RANDALL	0	0	0	0	0	0	0
23	Ryan THOMAS	0	1	0	0	0	0	1

Crosses (Open Play)



Delivery Type



Attempted

18

Completed

5

Most Crosses Attempted

5

MOHAMED HANY
RIGHT BACK

#	Player	Inswing	Outswing	Driven	Lofted	Cutback	Push Cross	Total Attempted
23	MOSTAFA SHOUBIR	0	0	0	0	0	0	0
2	YASSER IBRAHIM	0	0	0	0	0	0	0
3	MOHAMED HANY	0	3	0	1	0	1	5
8	EMAM ASHOUR	0	1	0	1	0	0	2
10	MOHAMED SALAH	1	1	0	0	0	1	3
11	MOSTAFA ZICO	0	1	0	0	0	1	2
13	AHMED FATOUH	0	2	0	0	0	0	2
14	HAMDY FATHY	0	0	0	0	0	0	0
17	MOHANAD LASHIN	0	0	0	0	0	0	0
19	MARAWAN ATTIA	0	2	1	0	0	0	3
22	OMAR MARMOUSH	0	0	0	0	0	0	0
4	HOSSAM ABDELMAGUID	0	0	0	0	0	0	0
5	RAMY RABIA	0	0	0	0	0	0	0
6	MOHAMED ABDELMONEIM	0	0	0	0	0	0	0
7	TREZEGUET	0	0	0	0	0	0	0
9	HAMZA ABDELKARIM	0	0	0	0	0	0	0
25	ZIZO	0	0	0	0	0	1	1

Offering to Receive

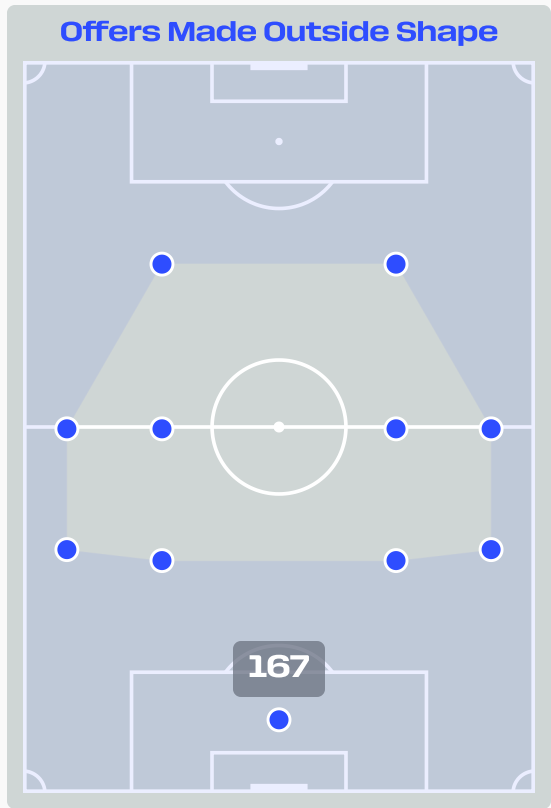
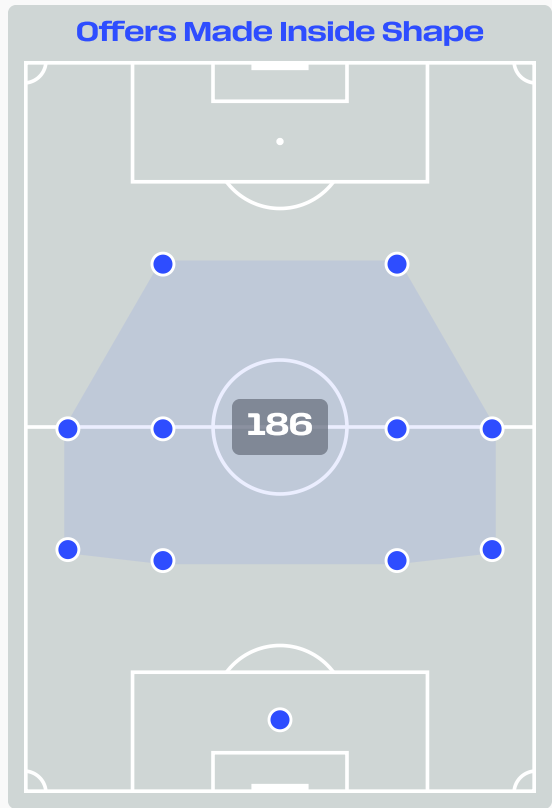


353
Total Offers Made

143
Total Offers Received

Most Offers
55
Elijah JUST
LEFT MIDFIELD

118
Offers Made in Final Third



183
Offers Made in Middle Third

52
Offers Made in Defensive Third

#	Player	Offers Made	Offers Received	% Made & Received
1	Max CROCOMBE	6	2	33.3%
2	Tim PAYNE	12	7	58.3%
5	Michael BOXALL	2	1	50%
6	Joe BELL	35	20	57.1%
8	Marko STAMENIC	34	21	61.8%
9	Chris WOOD	46	8	17.4%
10	Sarpreet SINGH	47	17	36.2%
11	Elijah JUST	55	16	29.1%
13	Liberato CACACE	13	7	53.8%
16	Finn SURMAN	17	13	76.5%
20	Callum McCOWATT	35	17	48.6%
3	Francis DE VRIES	7	3	42.9%
4	Tyler BINDON	8	2	25%
19	Ben OLD	17	6	35.3%
21	Jesse RANDALL	13	2	15.4%
23	Ryan THOMAS	6	1	16.7%

Offering to Receive

423

Total Offers Made

191

Total Offers Received

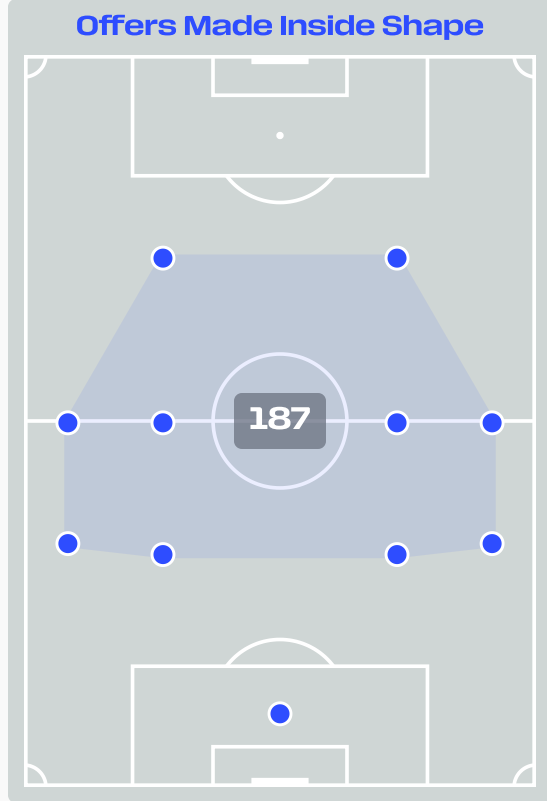
Most Offers

74

MARAWAN ATTIA
DEFENSIVE MIDFIELD CENTRE RIGHT

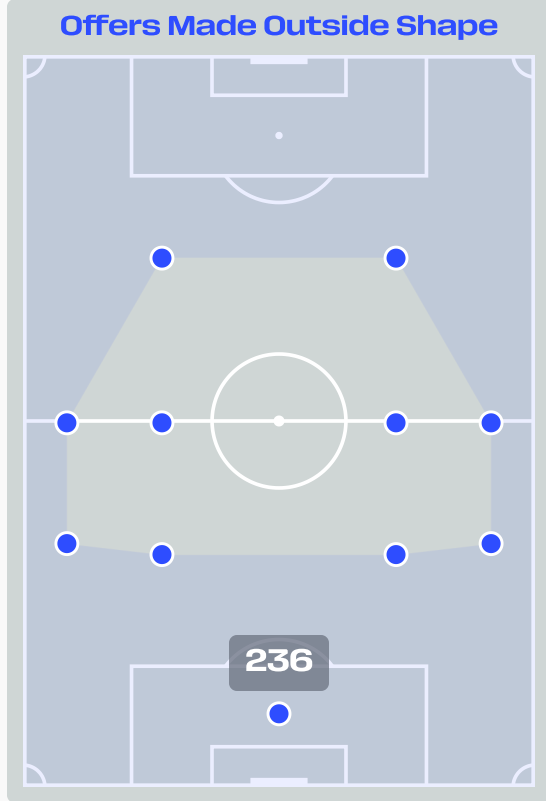
199

Offers Made in Final Third



175

Offers Made in Middle Third



49

Offers Made in Defensive Third

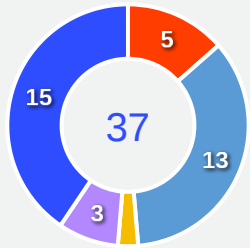
#	Player	Offers Made	Offers Received	% Made & Received
23	MOSTAFA SHOUBIR	4	1	25%
2	YASSER IBRAHIM	10	8	80%
3	MOHAMED HANY	44	23	52.3%
8	EMAM ASHOUR	52	28	53.8%
10	MOHAMED SALAH	36	16	44.4%
11	MOSTAFA ZICO	33	5	15.2%
13	AHMED FATOUH	28	10	35.7%
14	HAMDY FATHY	8	6	75%
17	MOHANAD LASHIN	39	19	48.7%
19	MARAWAN ATTIA	74	40	54.1%
22	OMAR MARMOUSH	45	14	31.1%
4	HOSSAM ABDELMAGUID	0	0	0%
5	RAMY RABIA	36	18	50%
6	MOHAMED ABDELMONEIM	3	1	33.3%
7	TREZEGUET	6	1	16.7%
9	HAMZA ABDELKARIM	2	0	0%
25	ZIZO	3	1	33.3%

Movement to Receive

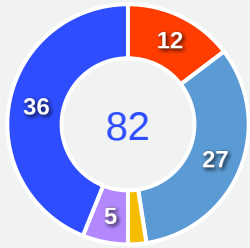


Movement Types by Phase

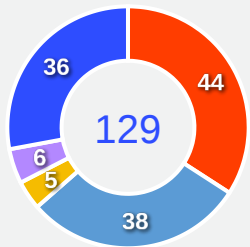
Final Third Phase



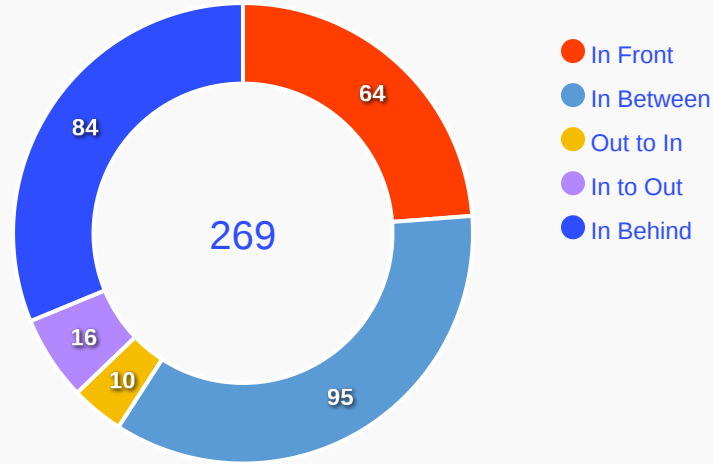
Progression Phase



Build Up Phase



All Movement Types

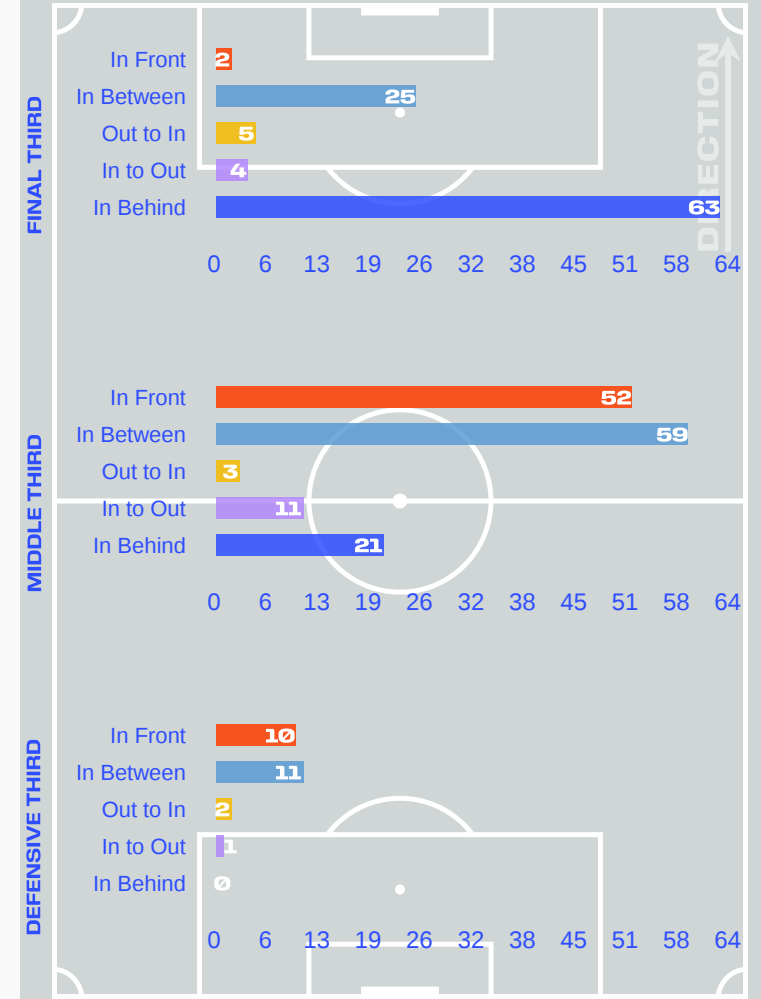


- In Front
- In Between
- Out to In
- In to Out
- In Behind

Top Ranked Players

Type	Player	Movements
In Front	6 Joe BELL	16
In Between	9 Chris WOOD	20
Out to In	11 Elijah JUST	3
In to Out	9 Chris WOOD	3
In Behind	9 Chris WOOD	18

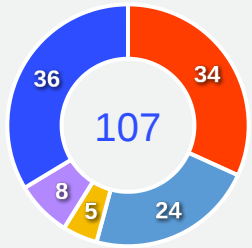
Movement Types Pitch Third



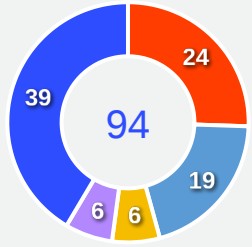
Movement to Receive

Movement Types by Phase

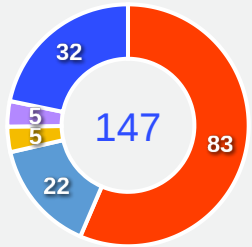
Final Third Phase



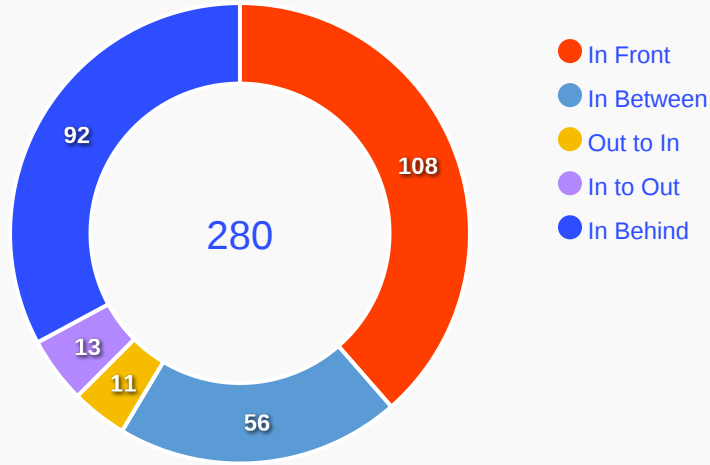
Progression Phase



Build Up Phase



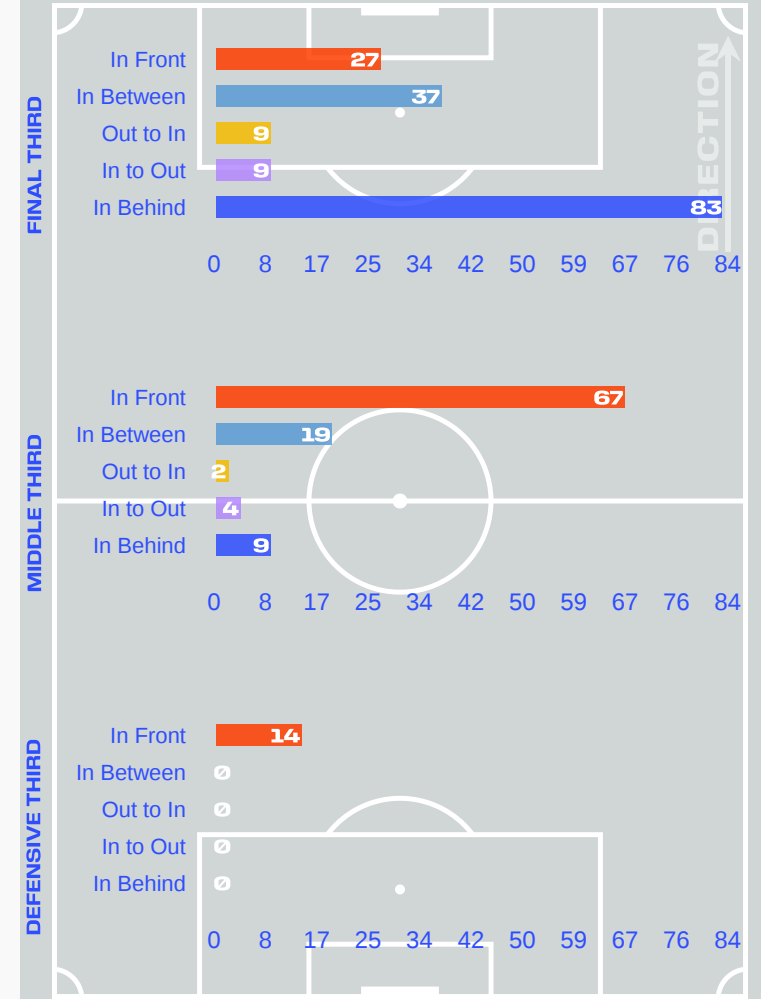
All Movement Types



Top Ranked Players

Type	Player	Movements
In Front	19 MARAWAN ATTIA	37
In Between	19 MARAWAN ATTIA	13
Out to In	8 EMAM ASHOUR	3
In to Out	8 EMAM ASHOUR	3
In Behind	22 OMAR MARMOUSH	19

Movement Types Pitch Third



OUT OF POSSESSION



New Zealand v Egypt

Defensive Actions



39

Forced Turnovers

47

Possession Regained

8

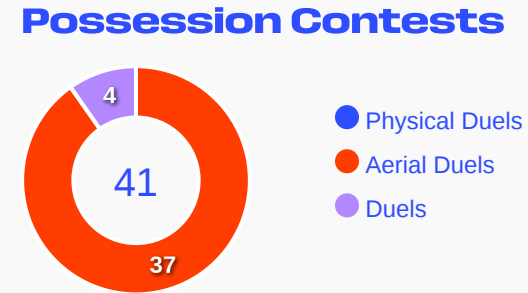
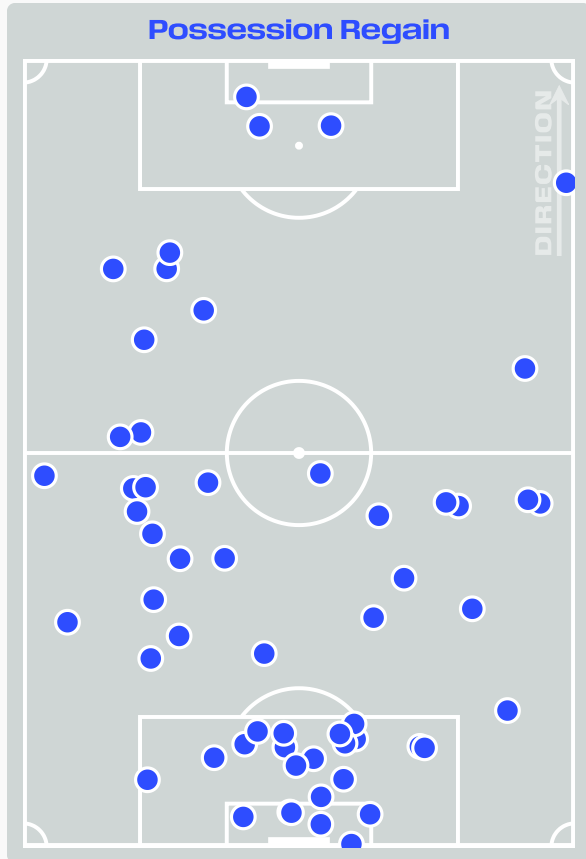
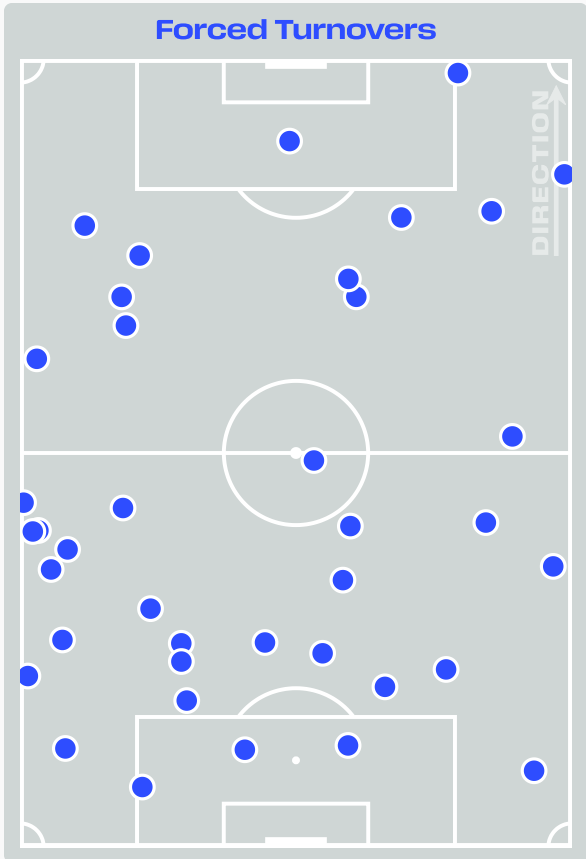
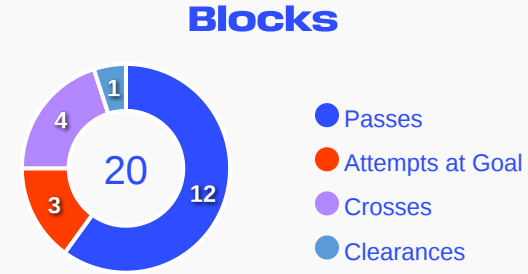
Interceptions

27

Tackles

4.04

Possession Actions / Defensive Action



Most Possession Regains

10

Max CROCOMBE
GOALKEEPER

#	Player	Total Possession Regains
1	Max CROCOMBE	10
2	Tim PAYNE	3
5	Michael BOXALL	7
6	Joe BELL	3
8	Marko STAMENIC	5
9	Chris WOOD	0
10	Sarpreet SINGH	2
11	Elijah JUST	1
13	Liberato CACACE	5
16	Finn SURMAN	6
20	Callum McCOWATT	1
3	Francis DE VRIES	0
4	Tyler BINDON	1
19	Ben OLD	1
21	Jesse RANDALL	0
23	Ryan THOMAS	2

Defensive Actions

51

Forced Turnovers

53

Possession Regained

2

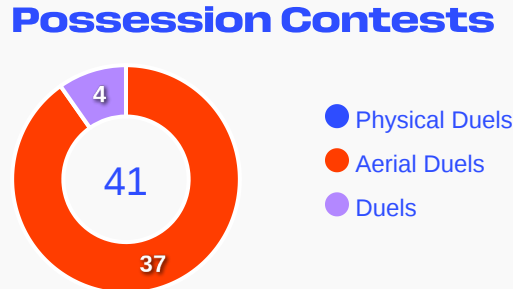
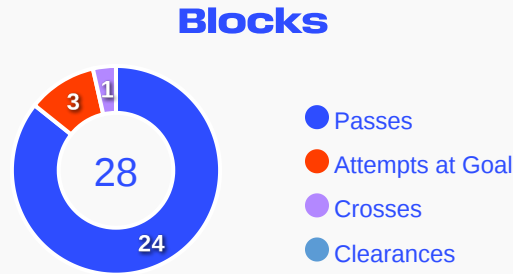
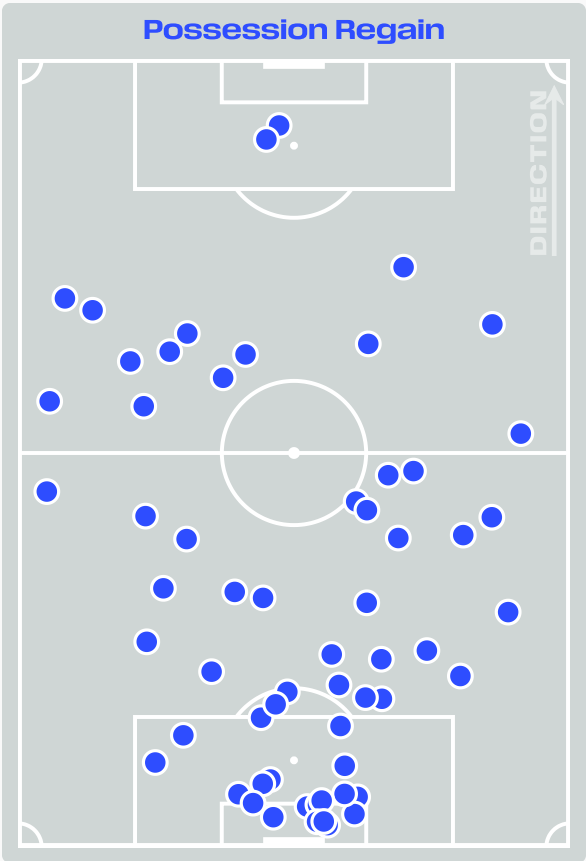
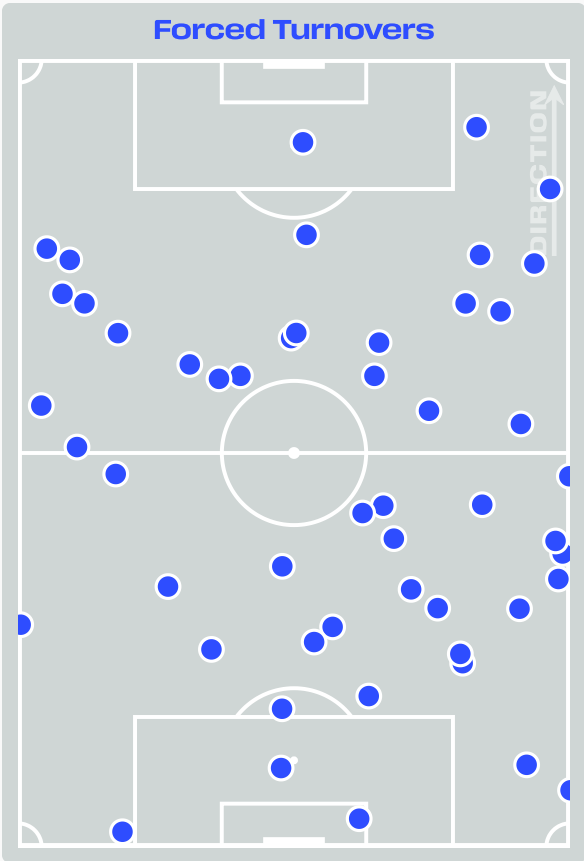
Interceptions

32

Tackles

4.69

Possession Actions / Defensive Action



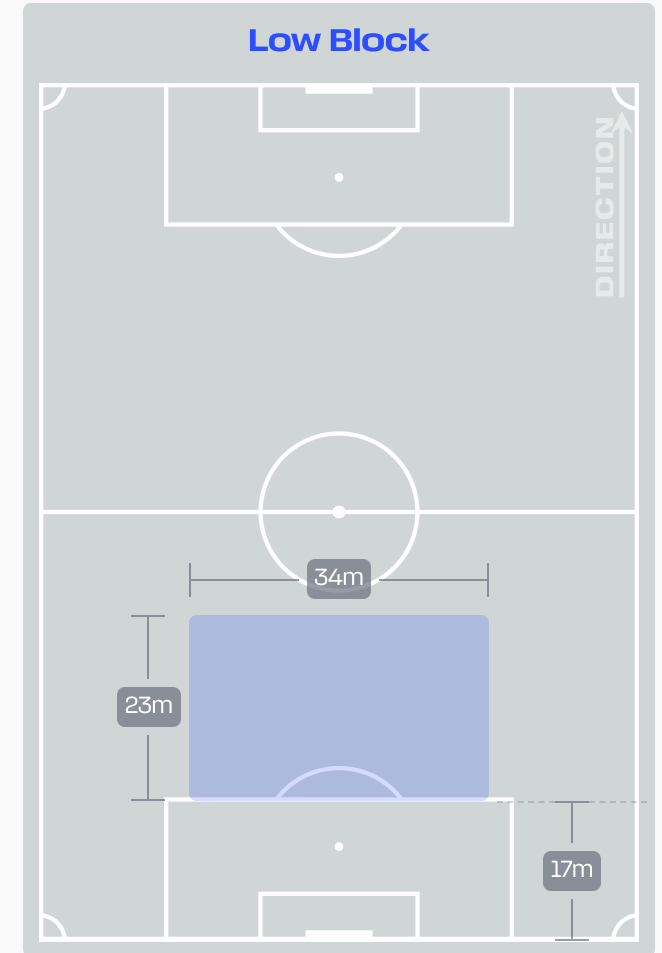
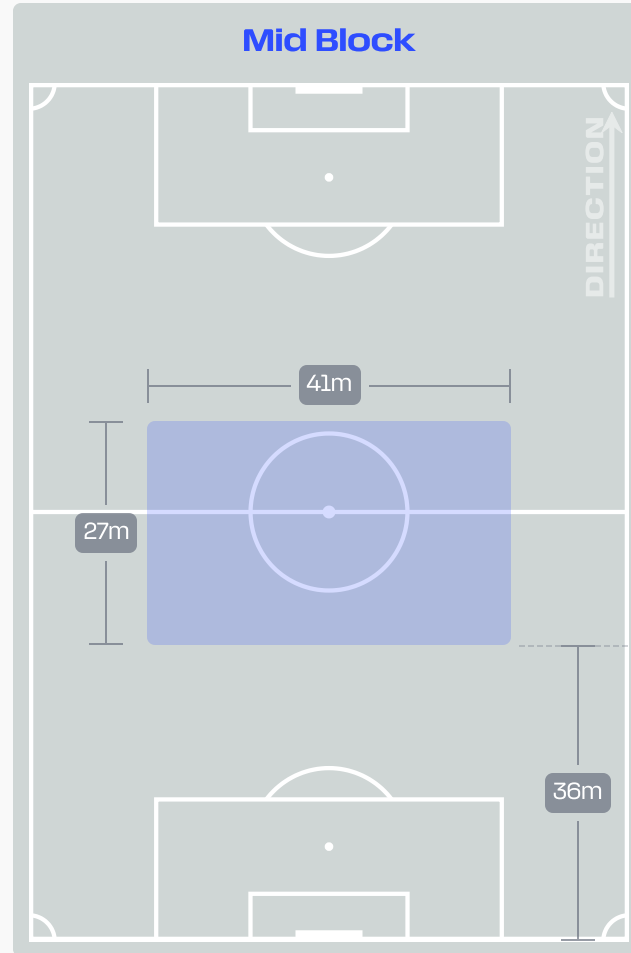
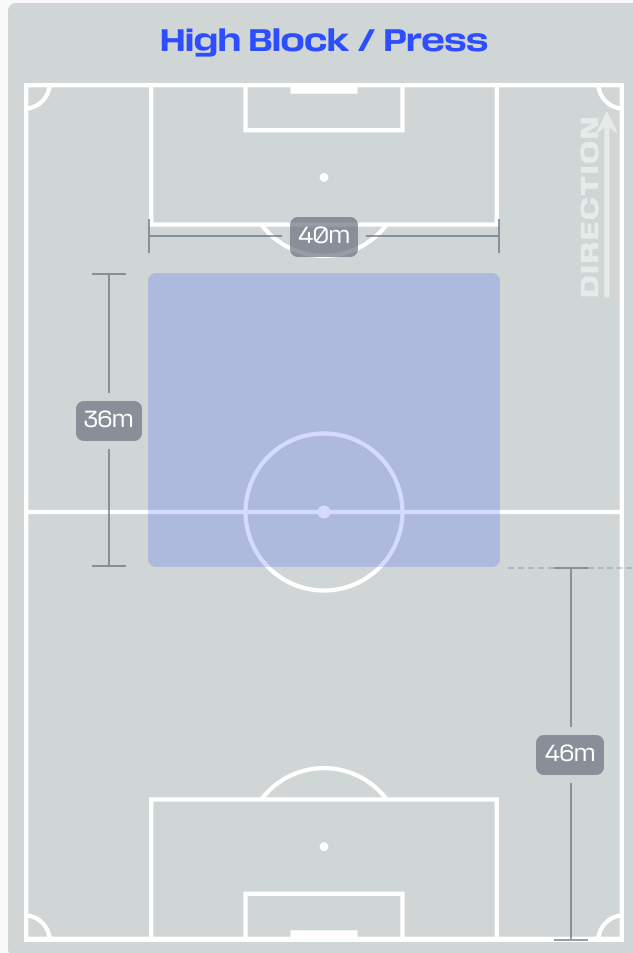
Most Possession Regains

13

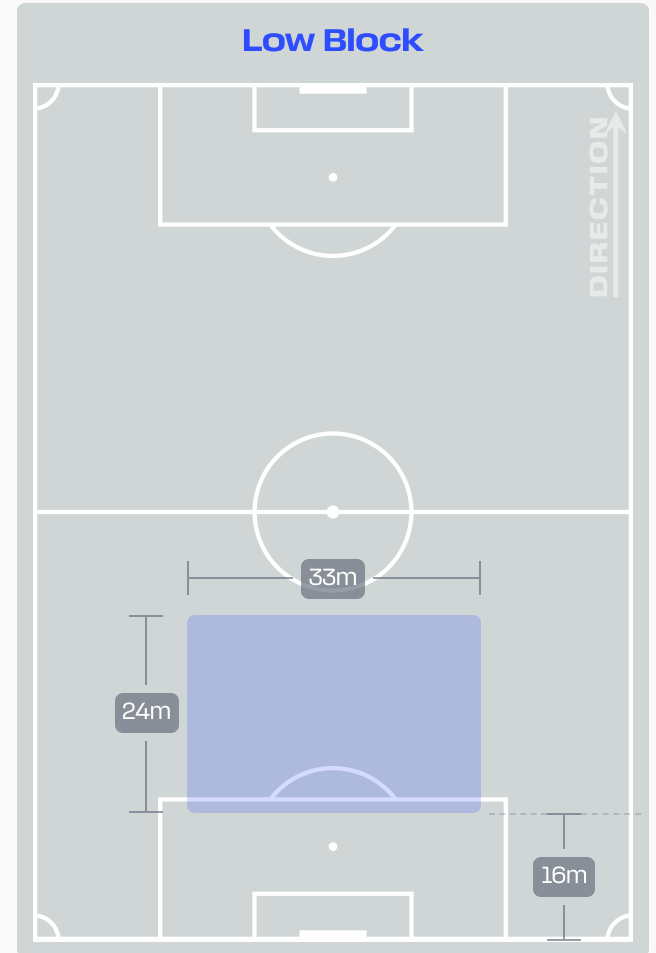
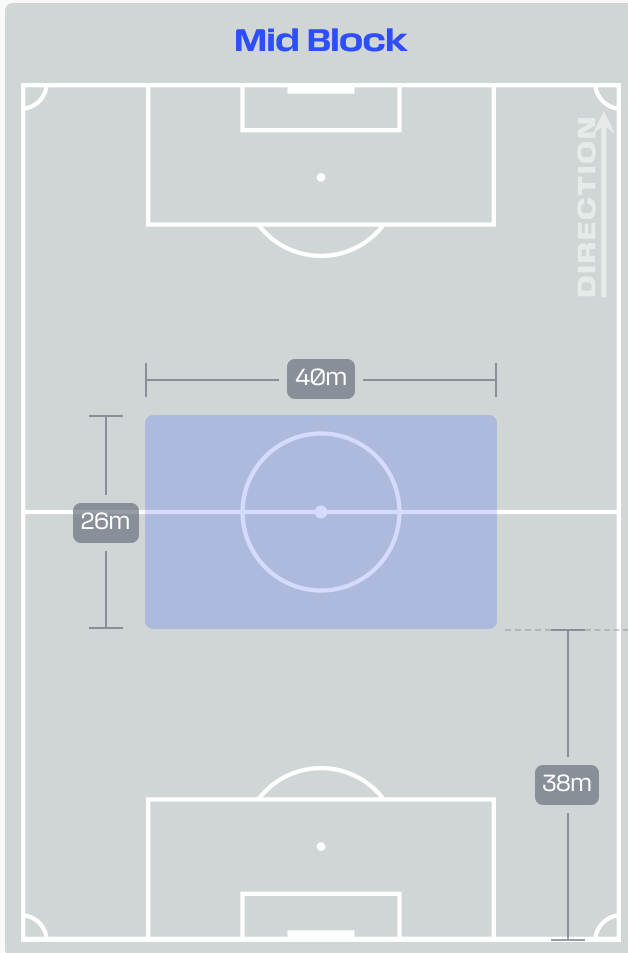
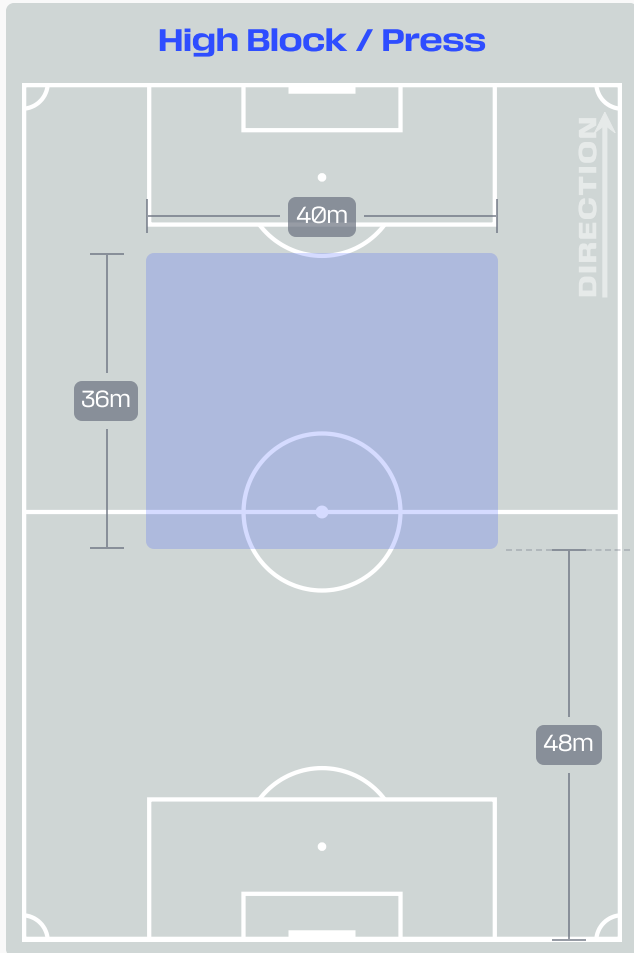
YASSER IBRAHIM
RIGHT CENTRE BACK

#	Player	Total Possession Regains
23	MOSTAFA SHOUBIR	6
2	YASSER IBRAHIM	13
3	MOHAMED HANY	3
8	EMAM ASHOUR	1
10	MOHAMED SALAH	1
11	MOSTAFA ZICO	2
13	AHMED FATOUH	4
14	HAMDY FATHY	5
17	MOHANAD LASHIN	8
19	MARAWAN ATTIA	0
22	OMAR MARMOUSH	0
4	HOSSAM ABDELMAGUID	2
5	RAMY RABIA	2
6	MOHAMED ABDELMONEIM	1
7	TREZEGUET	1
9	HAMZA ABDELKARIM	3
25	ZIZO	1

Defensive Line Height & Team Length



Defensive Line Height & Team Length

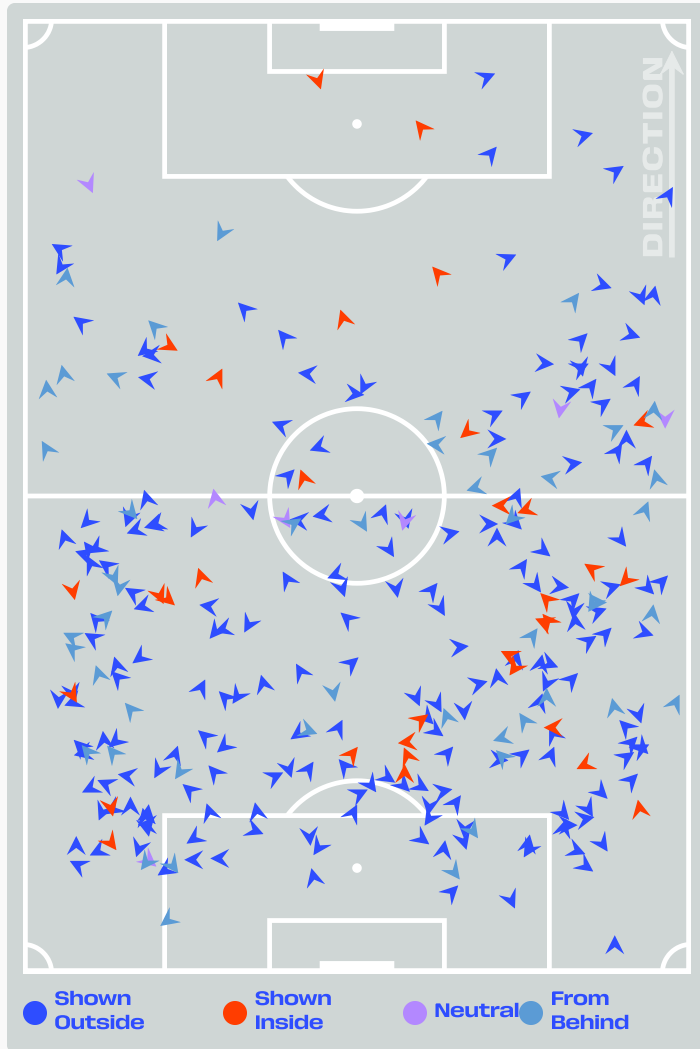


Defensive Pressure



New Zealand

Egypt



289	Total Pressures	249
47	Direct Pressures	45
1.78s	Avg Pressure Duration	1.6s
39	Forced Turnovers	51
16.03s	Ball Recovery Time	12.91s
115	Pushing on into Pressing	126
207	Pushing on	270
33	Pressing Direction Inside	49
200	Pressing Direction Outside	133

Most Direct Pressures

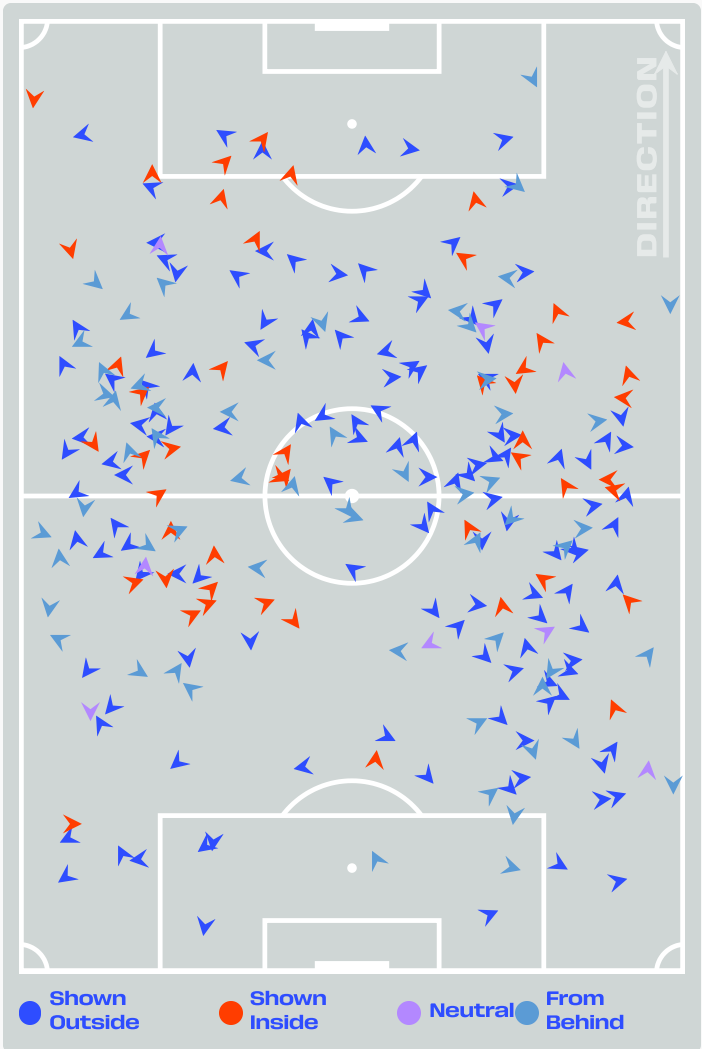
8

Michael BOXALL
LEFT CENTRE BACK

Most Direct Pressures

10

MOHANAD LASHIN
DEFENSIVE MIDFIELD CENTRE LEFT



GOALKEEPING



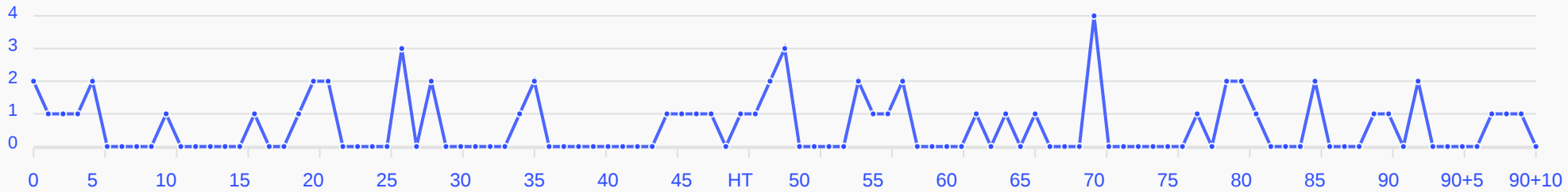
New Zealand v Egypt

Goalkeeping Involvement



New Zealand

New Zealand GK Involvement Timeline



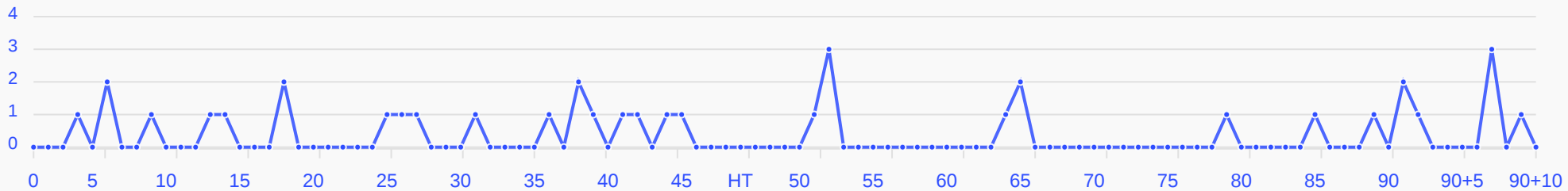
62

Total Involvements



Egypt


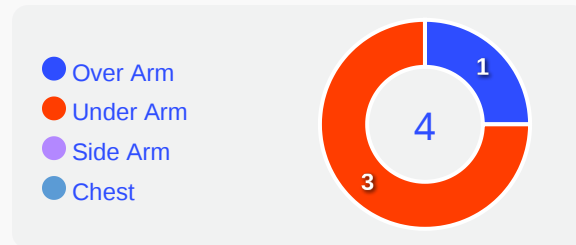

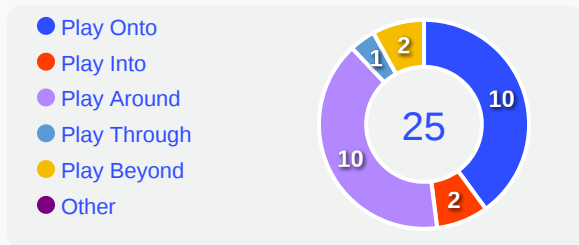
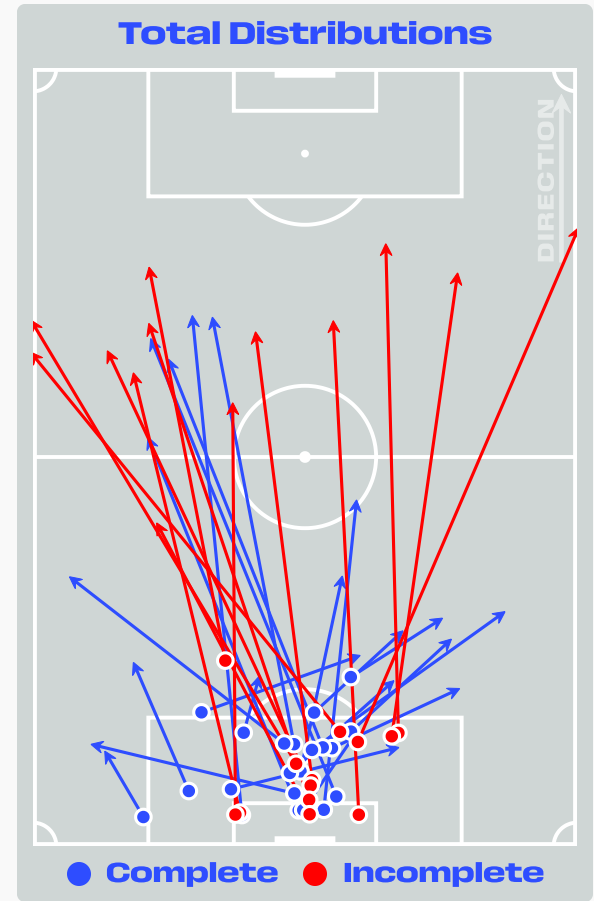
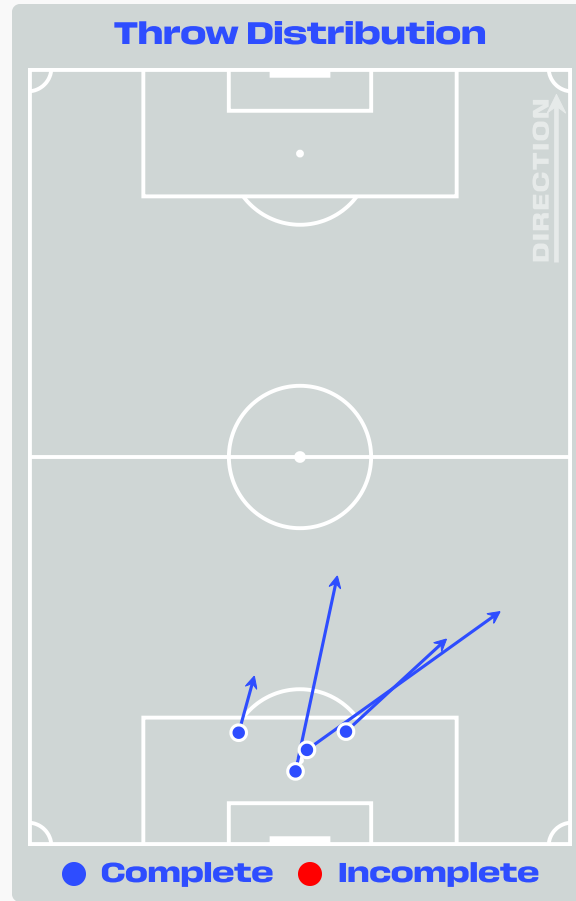
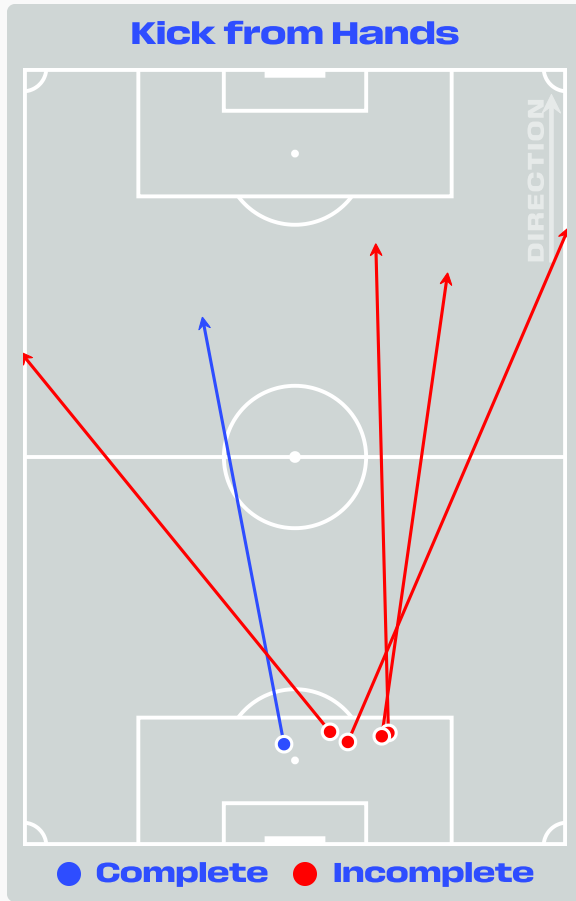
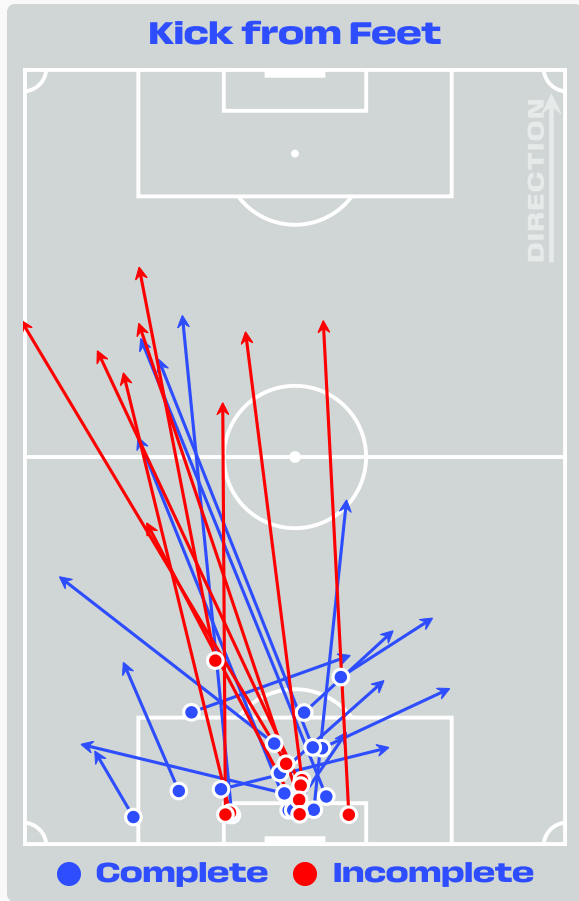
Egypt GK Involvement Timeline




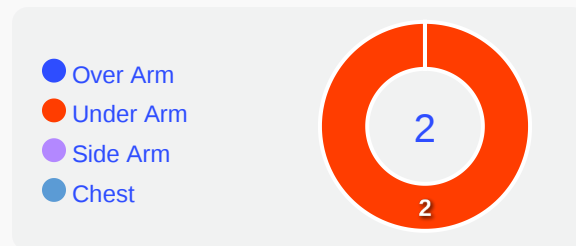
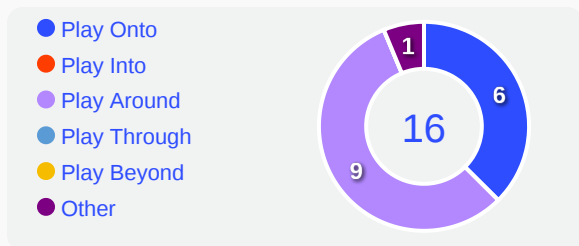
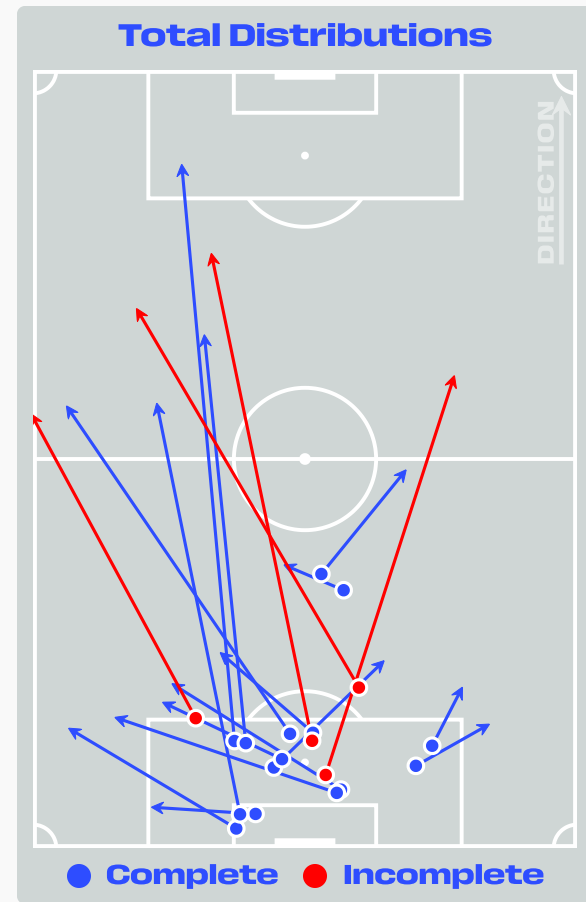
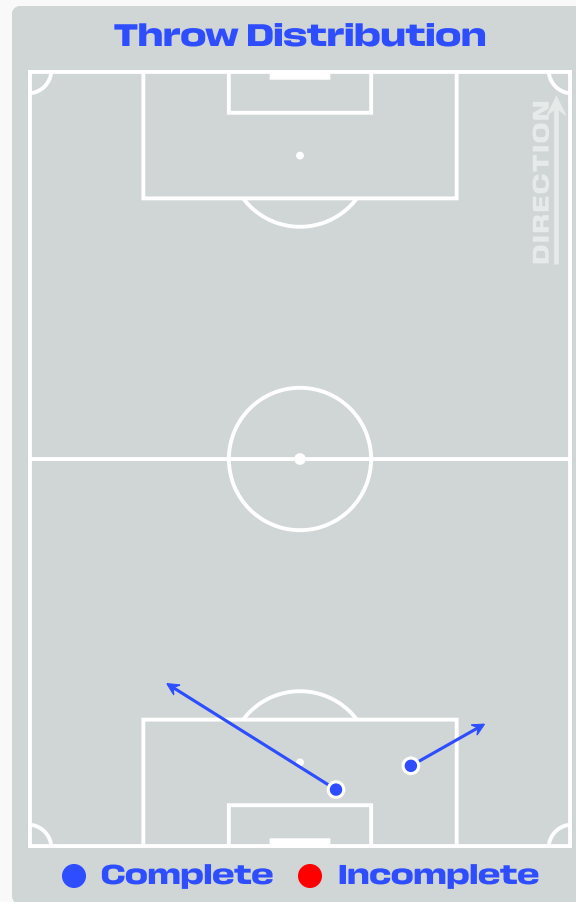
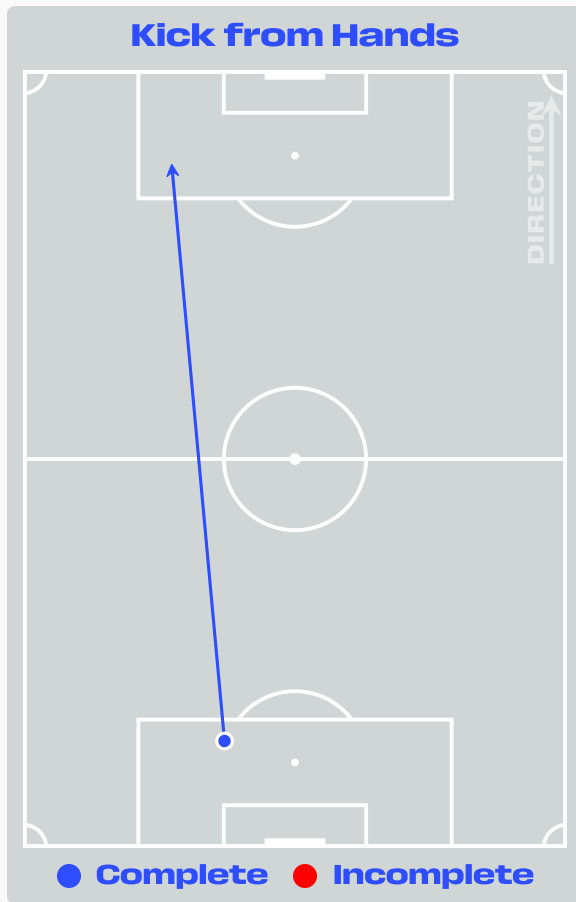
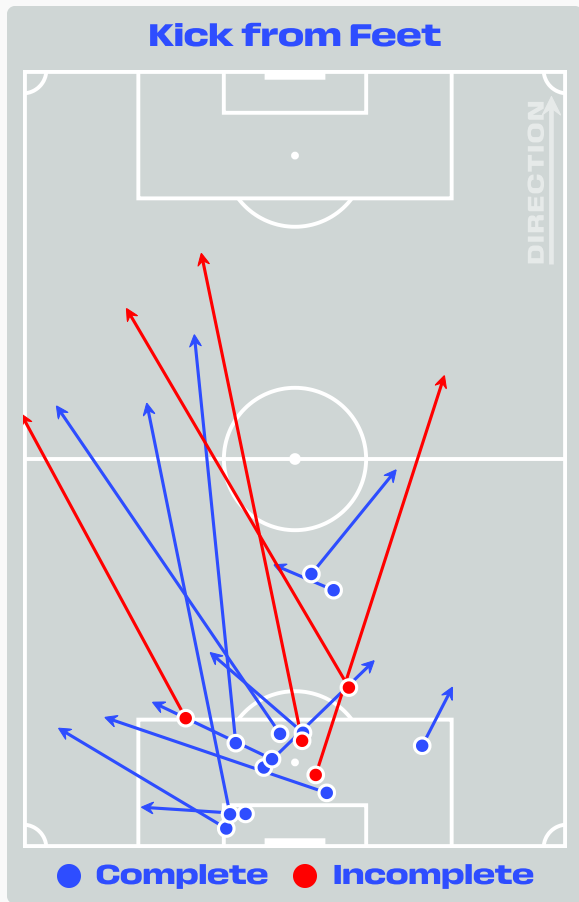
38

Total Involvements

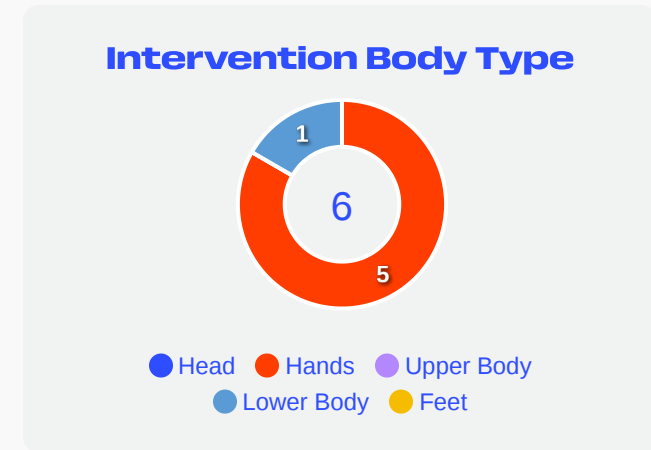
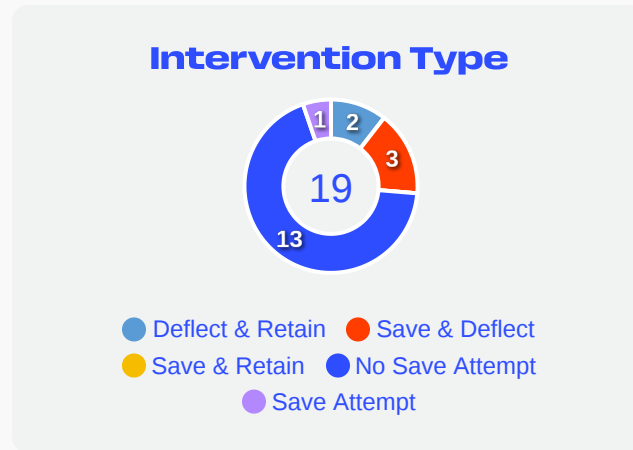
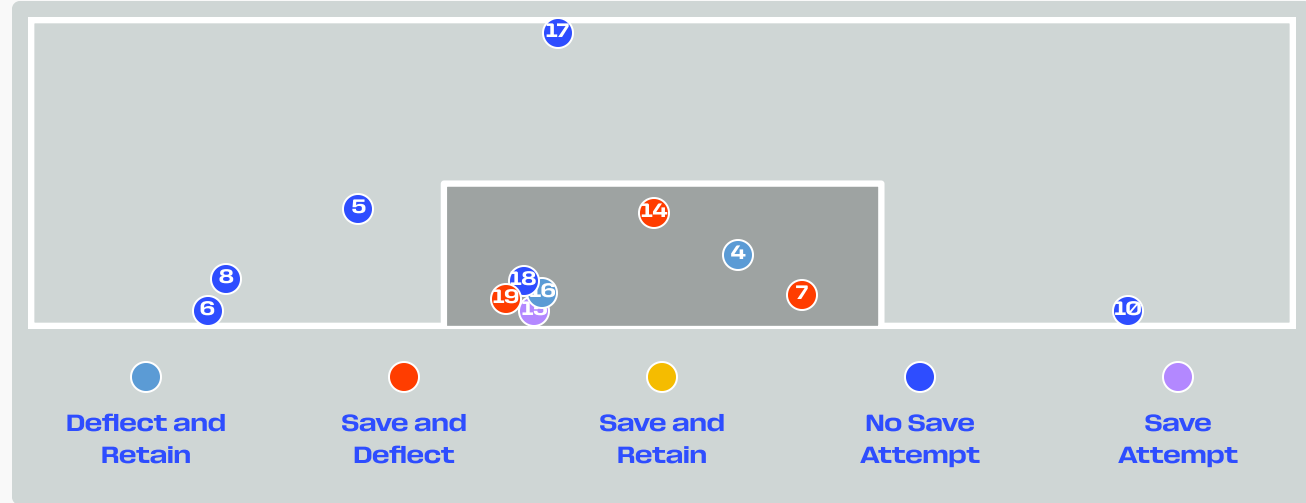
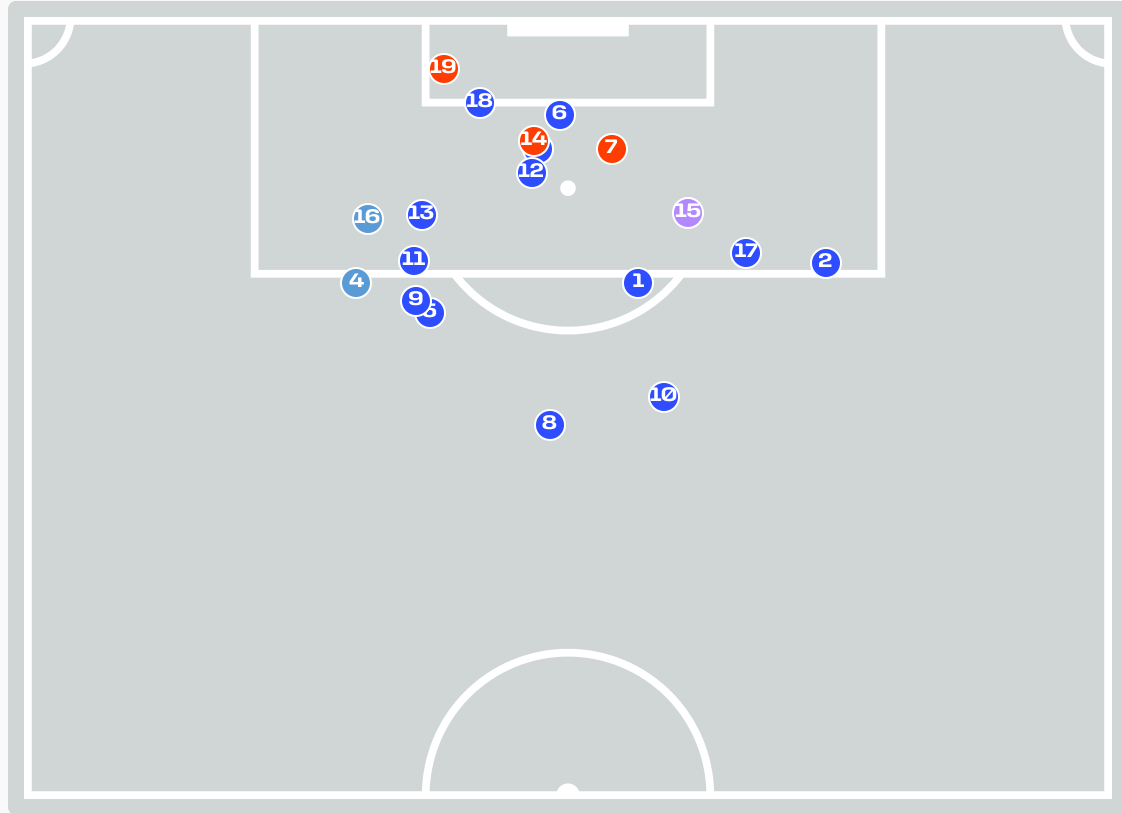
Goalkeeping Distribution



Goalkeeping Distribution



Goal Prevention

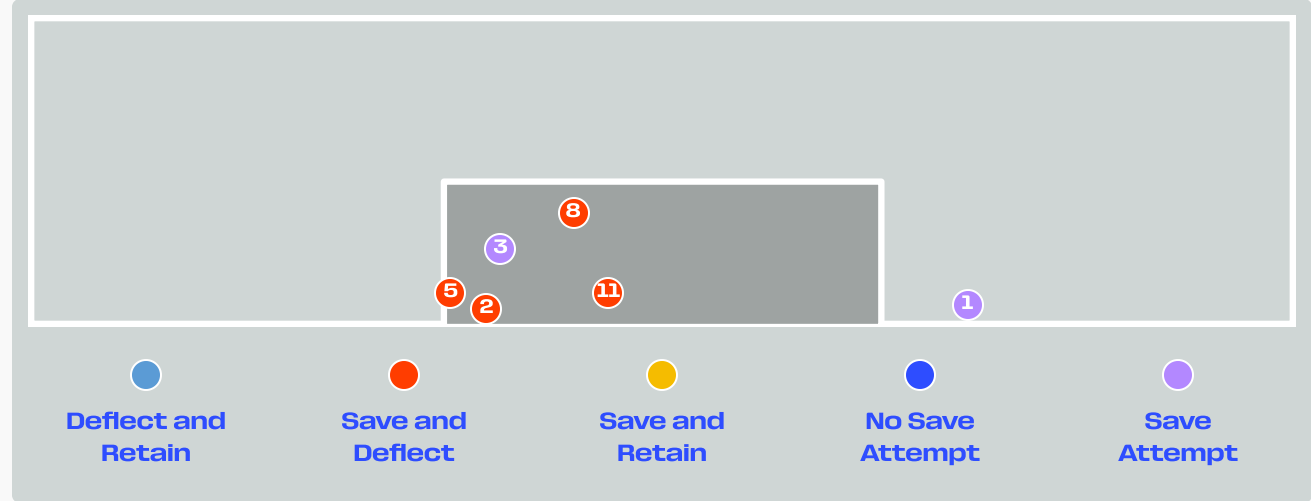
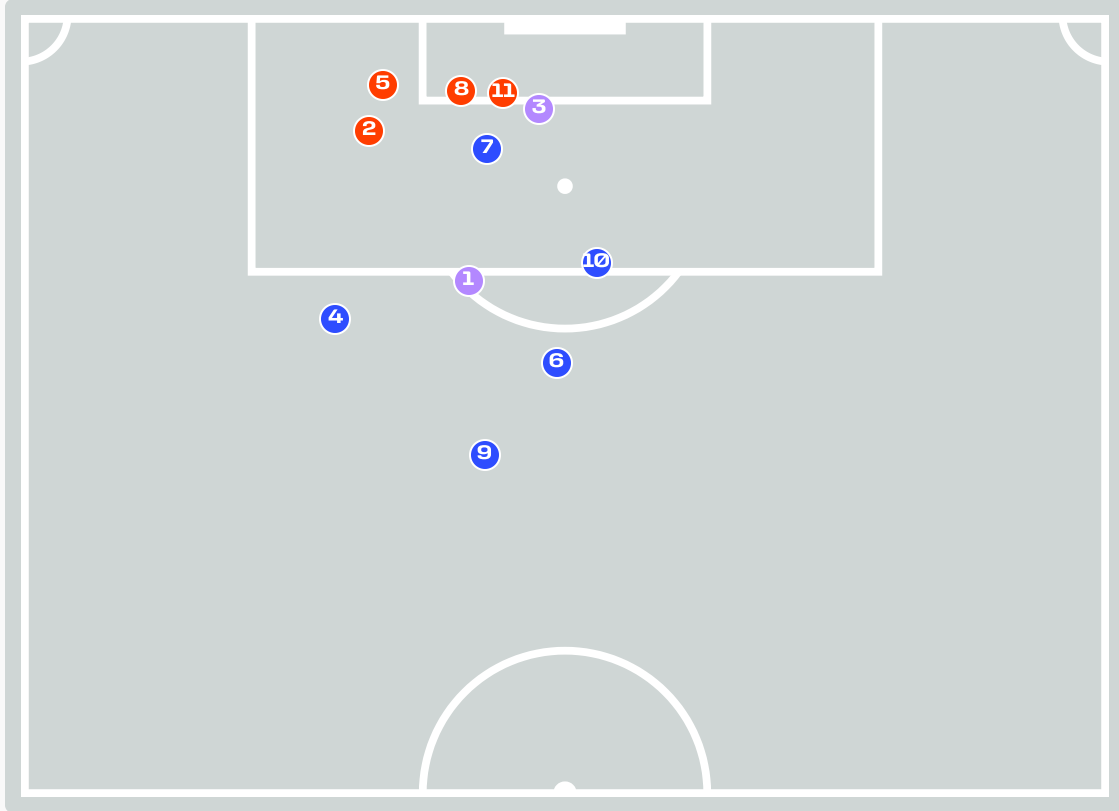


19
Total Attempts on Goal Faced

57
Save %

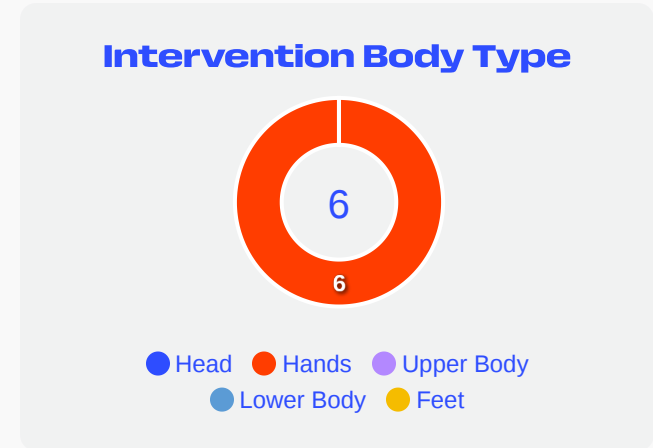
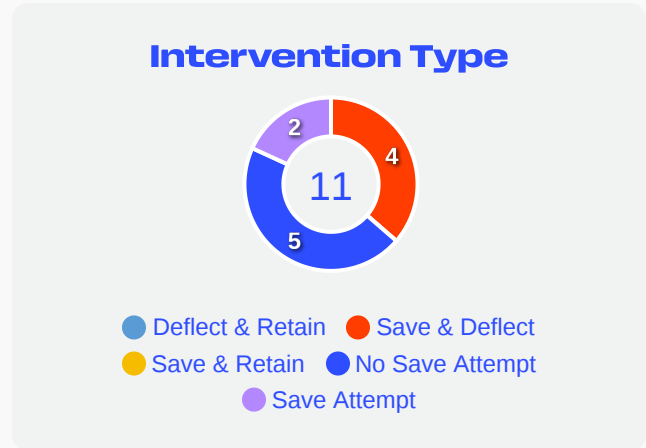
Total Attempts on Goal Faced	Total Goal Interventions	Save & Retain	Deflect & Retain	Save & Deflect	Save Attempt	No Save Attempt
19	3	0	2	3	1	13

Goal Prevention



11
Total Attempts on Goal Faced

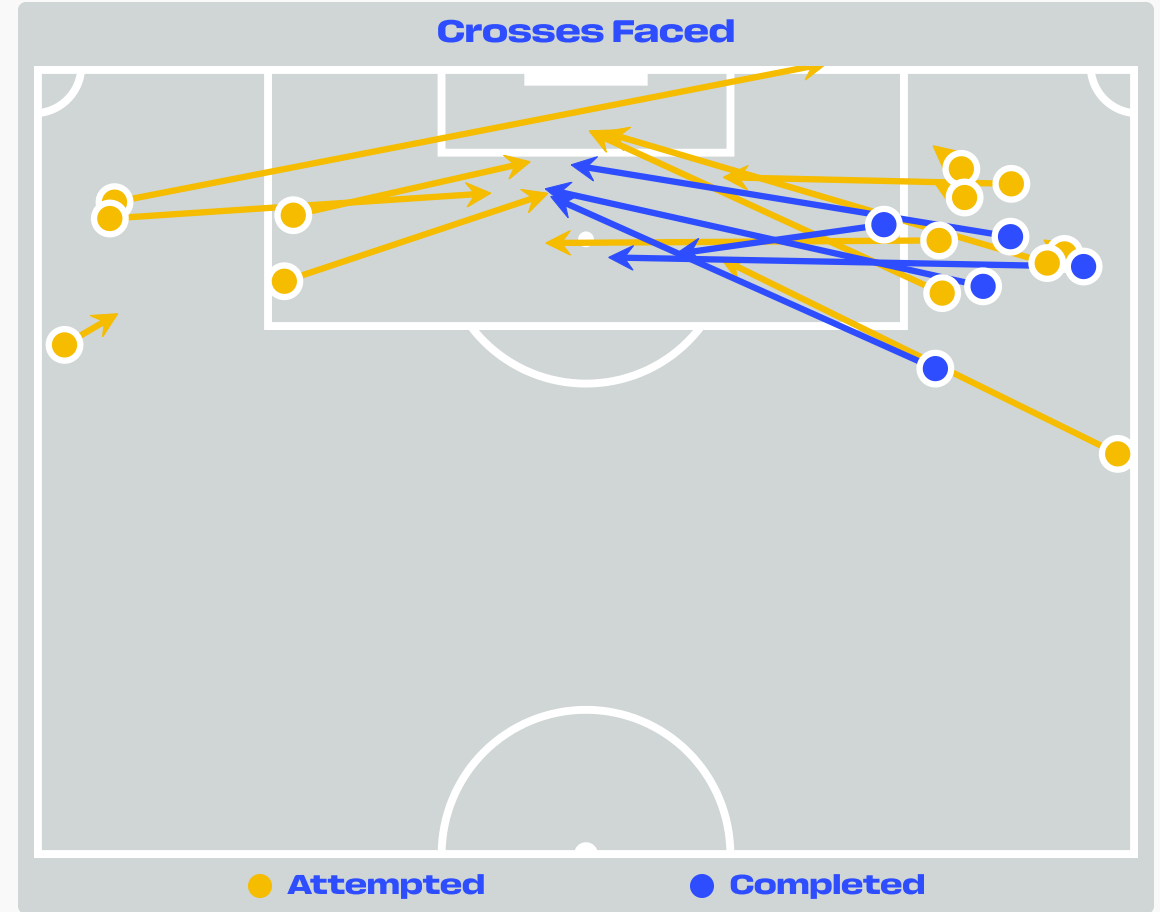


80
Save %



Total Attempts on Goal Faced	Total Goal Interventions	Save & Retain	Deflect & Retain	Save & Deflect	Save Attempt	No Save Attempt
11	4	0	0	4	2	5

Aerial Control

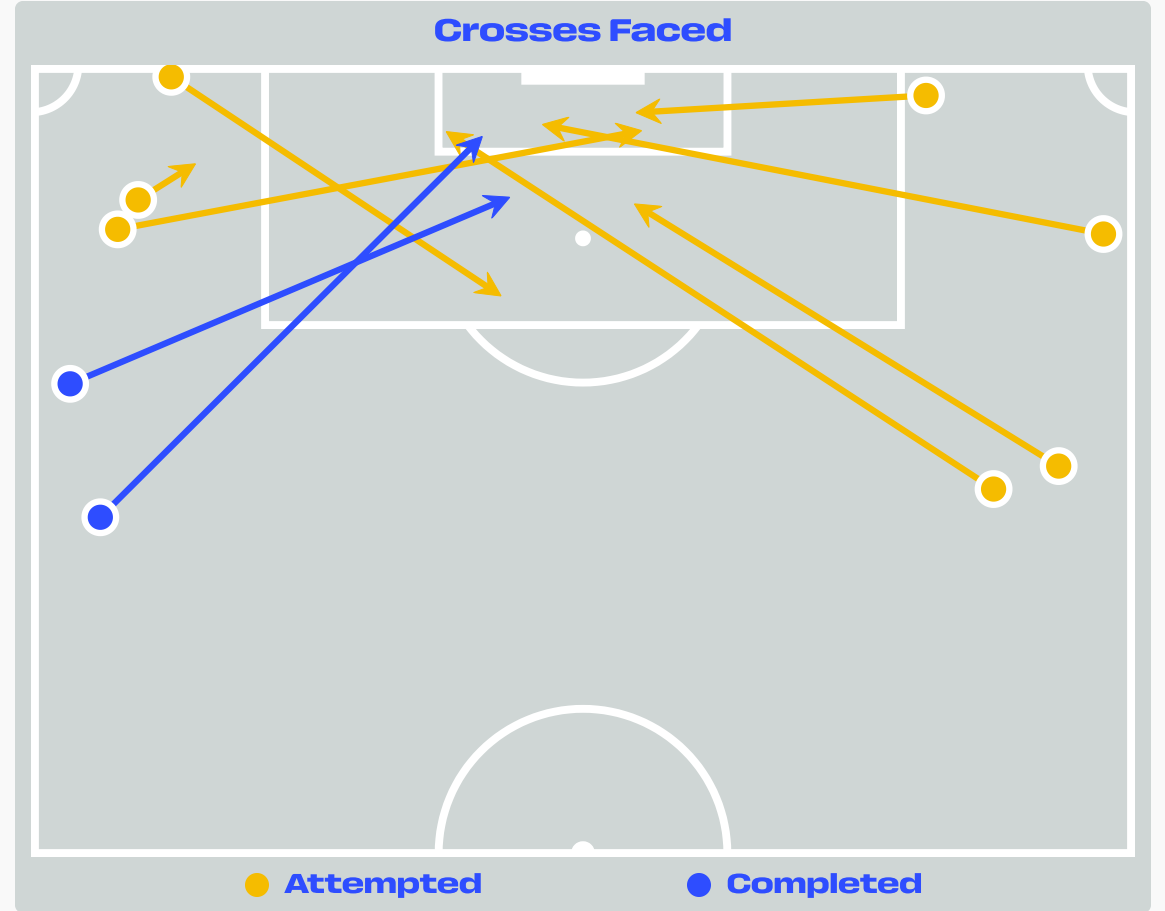

New Zealand



Delivery Types Faced

Total	In Swing	Out Swing	Driven	Lofted	Cutback	Push
20	2	11	1	2	0	4

Aerial Control



Delivery Types Faced

Total	In Swing	Out Swing	Driven	Lofted	Cutback	Push
13	4	6	0	1	1	1

SET PLAYS



New Zealand v Egypt

Set Plays



33

Total Set Plays

8

Total Free Kicks

0

Total Penalties

4

Total Corners

21

Total Throw Ins

Free Kicks

Type	Total
Direct	8
Direct (on target)	0
Direct (off target)	0
Indirect	0

Corners

Delivery Type	From Left Side	From Right Side	Total
Direct to Area	2	2	4
Short	0	0	0
Edge of Penalty Area	0	0	0

Corners

Delivery Style	Total
Inswing	4
Outswing	0
Driven	0
Lofted	0

Set Plays

43

Total Set Plays

17

Total Free Kicks

0

Total Penalties

3

Total Corners

23

Total Throw Ins

Free Kicks

Type	Total
Direct	14
Direct (on target)	0
Direct (off target)	0
Indirect	3

Corners

Delivery Type	From Left Side	From Right Side	Total
Direct to Area	1	0	1
Short	0	2	2
Edge of Penalty Area	0	0	0

Corners

Delivery Style	Total
Inswing	0
Outswing	1
Driven	0
Lofted	0

INDIVIDUAL DATA IN POSSESSION



New Zealand v Egypt

In Possession - Distributions



#	Player	Passes Attempted	Passes Completed	Pass Completion %	Switches of Play	Crosses Attempted	Crosses Completed	Line Breaks Attempted	Line Breaks Completed	Line Break Completion %	Ball Progressions	Take Ons	Step Ins	Attempts at Goal	Goals
1	Max CROCOMBE	34	21	62%	0	0	0	18	8	44%	0	0	0	0	0
2	Tim PAYNE	29	23	79%	0	4	1	14	10	71%	1	0	1	0	0
5	Michael BOXALL	46	41	89%	0	0	0	8	5	62%	1	0	1	0	0
6	Joe BELL	59	49	83%	0	0	0	12	9	75%	1	1	0	1	0
8	Marko STAMENIC	53	47	89%	0	1	1	15	11	73%	1	1	0	2	0
9	Chris WOOD	20	14	70%	0	0	0	4	0	0%	0	0	0	1	0
10	Sarpreet SINGH	22	15	68%	1	2	0	6	2	33%	1	1	0	1	0
11	Elijah JUST	27	25	93%	0	0	0	10	8	80%	6	4	2	2	0
13	Liberato CACACE	30	25	83%	0	1	1	12	9	75%	5	3	2	0	0
16	Finn SURMAN	47	45	96%	0	0	0	13	13	100%	1	0	1	1	1
20	Callum McCOWATT	30	26	87%	0	2	0	4	2	50%	0	0	0	2	0
3	Francis DE VRIES	8	2	25%	0	2	1	3	0	0%	0	0	0	0	0
4	Tyler BINDON	11	7	64%	1	0	0	6	5	83%	1	1	0	1	0
19	Ben OLD	11	8	73%	0	0	0	6	2	33%	3	2	1	0	0
21	Jesse RANDALL	3	2	67%	0	0	0	0	0	0%	2	1	1	0	0
23	Ryan THOMAS	7	5	71%	0	1	0	2	1	50%	0	0	0	0	0

In Possession - Offers & Receptions



			Offer movement types						
#	Player	Total Offers	In Front	In Between	Out to In	In to Out	In Behind	No Movement	Offers Received
1	Max CROCOMBE	6	0	0	0	0	0	6	2
2	Tim PAYNE	12	2	1	1	0	2	6	7
5	Michael BOXALL	2	1	0	0	0	0	1	1
6	Joe BELL	35	16	13	2	0	0	4	20
8	Marko STAMENIC	34	12	8	0	1	3	10	21
9	Chris WOOD	46	0	20	1	3	18	4	8
10	Sarpreet SINGH	47	8	18	0	2	13	6	17
11	Elijah JUST	55	8	19	3	3	10	12	16
13	Liberato CACACE	13	2	0	0	1	7	3	7
16	Finn SURMAN	17	0	0	0	0	0	17	13
20	Callum McCOWATT	35	11	9	3	0	8	4	17
3	Francis DE VRIES	7	2	0	0	0	2	3	3
4	Tyler BINDON	8	0	0	0	0	5	3	2
19	Ben OLD	17	0	1	0	3	10	3	6
21	Jesse RANDALL	13	0	3	0	2	6	2	2
23	Ryan THOMAS	6	2	3	0	1	0	0	1

In Possession - Distributions



#	Player	Passes Attempted	Passes Completed	Pass Completion %	Switches of Play	Crosses Attempted	Crosses Completed	Line Breaks Attempted	Line Breaks Completed	Line Break Completion %	Ball Progressions	Take Ons	Step Ins	Attempts at Goal	Goals
23	MOSTAFA SHOUBIR	19	15	79%	0	0	0	5	3	60%	0	0	0	0	0
2	YASSER IBRAHIM	47	46	98%	1	0	0	7	7	100%	0	0	0	0	0
3	MOHAMED HANY	66	54	82%	0	5	3	24	15	62%	0	0	0	1	0
8	EMAM ASHOUR	54	50	93%	0	2	0	9	7	78%	4	3	1	3	0
10	MOHAMED SALAH	32	27	84%	0	4	1	13	7	54%	4	4	0	5	1
11	MOSTAFA ZICO	27	20	74%	1	2	1	7	5	71%	0	0	0	4	1
13	AHMED FATOUH	72	66	92%	0	2	0	18	14	78%	0	0	0	1	0
14	HAMDY FATHY	26	26	100%	2	0	0	2	2	100%	0	0	0	0	0
17	MOHANAD LASHIN	45	42	93%	4	0	0	9	8	89%	0	0	0	0	0
19	MARAWAN ATTIA	88	84	95%	4	3	1	34	31	91%	1	0	1	0	0
22	OMAR MARMOUSH	20	18	90%	2	1	0	8	6	75%	4	4	0	3	0
4	HOSSAM ABDELMAGUID	3	2	67%	0	0	0	1	0	0%	0	0	0	0	0
5	RAMY RABIA	32	28	88%	1	0	0	7	3	43%	3	0	3	0	0
6	MOHAMED ABDELMONEIM	2	2	100%	0	0	0	1	1	100%	0	0	0	0	0
7	TREZEGUET	6	3	50%	0	0	0	3	1	33%	0	0	0	1	1
9	HAMZA ABDELKARIM	2	1	50%	0	0	0	1	0	0%	0	0	0	0	0
25	ZIZO	3	2	67%	0	1	0	1	0	0%	1	1	0	1	0

In Possession - Offers & Receptions

			Offer movement types						
#	Player	Total Offers	In Front	In Between	Out to In	In to Out	In Behind	No Movement	Offers Received
23	MOSTAFA SHOUBIR	4	0	0	0	0	0	4	1
2	YASSER IBRAHIM	10	0	0	0	0	0	10	8
3	MOHAMED HANY	44	7	3	0	1	11	22	23
8	EMAM ASHOUR	52	12	9	3	3	13	12	28
10	MOHAMED SALAH	36	6	9	3	1	16	1	16
11	MOSTAFA ZICO	33	1	4	3	3	15	7	5
13	AHMED FATOUH	28	6	3	0	0	7	12	10
14	HAMDY FATHY	8	0	0	0	0	0	8	6
17	MOHANAD LASHIN	39	28	2	0	0	1	8	19
19	MARAWAN ATTIA	74	37	13	0	3	1	20	40
22	OMAR MARMOUSH	45	6	13	1	2	19	4	14
4	HOSSAM ABDELMAGUID	0	0	0	0	0	0	0	0
5	RAMY RABIA	36	2	0	0	0	1	33	18
6	MOHAMED ABDELMONEIM	3	3	0	0	0	0	0	1
7	TREZEGUET	6	0	0	1	0	3	2	1
9	HAMZA ABDELKARIM	2	0	0	0	0	2	0	0
25	ZIZO	3	0	0	0	0	3	0	1

INDIVIDUAL DATA OUT OF POSSESSION



New Zealand v Egypt

Out of Possession



#	Player	Tackles Made / Won	Blocks	Interceptions	Pressing Direct	Pressing Indirect	Duels Won - Aerial	Duels Won - Physical	Possession Contests won	Clearances	Loose Ball Receptions	Pushing On	Pushing On into Pressing	Possession Regains	Possession Interrupted
1	Max CROCOMBE	0 / 0	0	0	0	0	0	0	0	0	3	0	0	10	0
2	Tim PAYNE	3 / 2	2	0	5	21	0	0	0	2	3	21	12	3	3
5	Michael BOXALL	4 / 1	5	2	8	3	2	0	3	7	8	10	3	7	11
6	Joe BELL	3 / 1	1	1	7	22	0	0	0	1	8	17	8	3	0
8	Marko STAMENIC	6 / 1	4	2	7	20	1	0	2	2	7	10	5	5	4
9	Chris WOOD	0 / 0	0	0	0	23	8	0	9	1	1	17	10	0	0
10	Sarpreet SINGH	0 / 0	2	1	2	55	1	0	1	1	4	47	25	2	1
11	Elijah JUST	3 / 1	3	0	5	32	0	0	0	1	8	28	17	1	5
13	Liberato CACACE	2 / 1	2	2	3	19	0	0	0	3	3	21	13	5	3
16	Finn SURMAN	1 / 1	3	0	4	8	1	0	1	3	7	5	3	6	2
20	Callum McCOWATT	4 / 0	0	0	4	25	2	0	2	1	5	19	15	1	1
3	Francis DE VRIES	0 / 0	0	0	0	0	0	0	0	0	1	1	0	0	0
4	Tyler BINDON	0 / 0	0	0	0	1	1	0	1	0	3	1	0	1	0
19	Ben OLD	0 / 0	0	0	0	6	0	0	0	1	2	3	2	1	1
21	Jesse RANDALL	0 / 0	0	0	1	1	0	0	0	0	0	1	0	0	0
23	Ryan THOMAS	1 / 1	1	0	1	6	0	0	0	0	1	6	2	2	0

Out of Possession



#	Player	Tackles Made / Won	Blocks	Interceptions	Pressing Direct	Pressing Indirect	Duels Won - Aerial	Duels Won - Physical	Possession Contests won	Clearances	Loose Ball Receptions	Pushing On	Pushing On into Pressing	Possession Regains	Possession Interrupted
23	MOSTAFA SHOUBIR	0 / 0	0	0	0	0	0	0	0	1	6	0	0	6	1
2	YASSER IBRAHIM	3 / 1	2	0	2	2	4	0	4	7	6	13	3	13	5
3	MOHAMED HANY	2 / 0	0	1	1	12	0	0	0	9	6	17	8	3	7
8	EMAM ASHOUR	0 / 0	3	0	0	17	1	0	1	0	8	16	9	1	2
10	MOHAMED SALAH	0 / 0	2	0	4	26	1	0	1	0	9	21	18	1	1
11	MOSTAFA ZICO	6 / 1	2	0	7	25	1	0	1	1	3	20	14	2	3
13	AHMED FATOUH	4 / 3	1	0	3	12	1	0	1	3	4	21	8	4	2
14	HAMDY FATHY	2 / 1	3	0	4	5	2	0	2	1	2	13	7	5	2
17	MOHANAD LASHIN	9 / 4	6	0	10	19	0	0	1	2	2	41	11	8	2
19	MARAWAN ATTIA	0 / 0	4	0	4	29	0	0	0	2	9	54	12	0	3
22	OMAR MARMOUSH	0 / 0	0	0	2	23	0	0	0	0	3	19	17	0	0
4	HOSSAM ABDELMAGUID	0 / 0	0	0	0	3	3	0	3	3	1	3	0	2	1
5	RAMY RABIA	4 / 0	3	0	4	5	3	0	3	1	4	14	6	2	1
6	MOHAMED ABDELMONEIM	0 / 0	0	0	0	0	0	0	0	1	1	0	0	1	0
7	TREZEGUET	2 / 1	1	0	2	11	0	0	0	0	1	7	5	1	0
9	HAMZA ABDELKARIM	0 / 0	1	0	2	10	2	0	2	1	1	6	5	3	0
25	ZIZO	0 / 0	0	1	0	5	0	0	0	0	0	5	3	1	0

INDIVIDUAL DATA PHYSICAL



New Zealand v Egypt

Physical Data



#	Player	Total Distance (m)	Zone 1: 0-7 km/h (m)	Zone 2: 7-15 km/h (m)	Zone 3: 15-20 km/h (m)	Zone 4: 20-25 km/h (m)	Zone 5: 25+ km/h (m)	High Speed Runs (Zone 3)	Sprints (Zone 4 & 5)	Top Speed (km/h)
1	Max CROCOMBE	4473.4	3648.9	762.5	62.0	0	0	7.0	0	20.0
2	Tim PAYNE	9289.3	3531.0	3602.5	1464.6	581.6	109.6	122.0	39.0	29.4
5	Michael BOXALL	10016.4	3960.0	4285.3	1063.2	523.8	184.2	85.0	35.0	32.5
6	Joe BELL	12074.4	3449.6	5764.4	2163.5	547.1	149.8	184.0	37.0	28.2
8	Marko STAMENIC	11260.5	3866.6	4984.6	1606.8	589.1	213.4	143.0	42.0	31.5
9	Chris WOOD	10385.2	4218.3	4261.8	1110.7	586.2	208.2	92.0	46.0	31.9
10	Sarpreet SINGH	9898.7	2565.8	5034.3	1590.6	522.5	185.4	148.0	37.0	31.5
11	Elijah JUST	10075.5	3266.7	4333.7	1419.1	717.3	338.8	130.0	52.0	31.6
13	Liberato CACACE	8832.9	3117.4	3919.4	1217.0	466.7	112.4	107.0	28.0	29.7
16	Finn SURMAN	10442.4	3892.4	4745.8	1216.4	386.0	201.7	106.0	34.0	33.2
20	Callum McCOWATT	8692.0	2810.8	3439.8	1568.2	598.1	275.0	138.0	49.0	31.7
3	Francis DE VRIES	1935.8	480.9	758.0	381.6	195.7	119.6	32.0	14.0	31.8
4	Tyler BINDON	1854.2	469.3	828.6	335.0	152.4	68.9	27.0	9.0	31.7
19	Ben OLD	3514.5	1285.8	1129.7	510.0	353.0	236.1	49.0	27.0	30.8
21	Jesse RANDALL	2812.6	1007.0	1026.8	310.1	225.5	243.2	23.0	19.0	34.6
23	Ryan THOMAS	2952.2	942.7	993.5	604.6	324.0	87.3	55.0	23.0	30.5

Physical Data



#	Player	Total Distance (m)	Zone 1: 0-7 km/h (m)	Zone 2: 7-15 km/h (m)	Zone 3: 15-20 km/h (m)	Zone 4: 20-25 km/h (m)	Zone 5: 25+ km/h (m)	High Speed Runs (Zone 3)	Sprints (Zone 4 & 5)	Top Speed (km/h)
23	MOSTAFA SHOUBIR	5703.5	4442.2	1059.7	150.2	51.3	0	13.0	3.0	22.8
2	YASSER IBRAHIM	10180.4	3959.2	4325.0	1207.5	578.0	110.7	107.0	43.0	30.7
3	MOHAMED HANY	10285.8	4095.5	4047.0	1244.3	633.7	265.3	105.0	49.0	30.3
8	EMAM ASHOUR	9963.4	3345.3	4171.3	1537.4	735.5	174.0	140.0	51.0	30.8
10	MOHAMED SALAH	9658.2	3299.1	4330.7	1264.2	563.5	200.6	116.0	45.0	33.1
11	MOSTAFA ZICO	9630.4	3005.7	4231.7	1575.0	627.2	190.8	137.0	46.0	31.0
13	AHMED FATOUH	11782.2	3737.2	5029.5	1920.8	842.6	252.1	151.0	64.0	30.7
14	HAMDY FATHY	4017.7	1630.4	1592.8	494.0	248.9	51.6	43.0	17.0	29.2
17	MOHANAD LASHIN	11524.8	4423.0	4667.5	1556.4	574.6	303.3	127.0	44.0	31.5
19	MARAWAN ATTIA	12502.6	3850.4	5097.8	2451.5	826.2	276.8	195.0	62.0	30.6
22	OMAR MARMOUSH	7727.3	3157.9	3072.7	862.8	398.2	235.7	67.0	35.0	34.4
4	HOSSAM ABDELMAGUID	1047.9	424.0	383.0	142.4	83.0	15.4	9.0	8.0	27.5
5	RAMY RABIA	6403.0	2547.3	2512.4	934.9	310.0	98.4	72.0	21.0	31.2
6	MOHAMED ABDELMONEIM	363.8	45.8	149.1	106.4	50.4	12.1	11.0	4.0	26.1
7	TREZEGUET	2941.4	1098.1	1022.0	464.5	217.3	139.5	42.0	21.0	32.7
9	HAMZA ABDELKARIM	2747.8	925.2	1055.0	413.9	207.9	145.7	33.0	18.0	29.1
25	ZIZO	1841.2	490.0	770.0	203.9	158.1	219.2	15.0	9.0	32.6



TM