



## Belgium 0 - 0 IR Iran

Group G - Match 39

21 June 2026

12:00 Kick Off

Los Angeles Stadium

# POST MATCH SUMMARY REPORT

# Match Summary - Teams



0 - 0

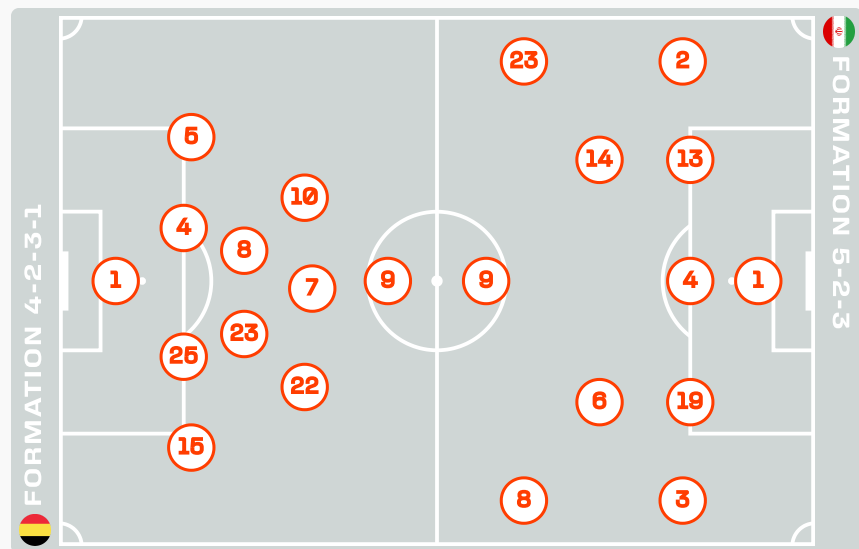


## STARTING

- 1 GK Thibaut COURTOIS
- 4 DF Brandon MECHELE
- 5 DF Maxim DE CUYPER
- 7 MF Kevin DE BRUYNE ↓ 87'
- 8 MF Youri TIELEMANS
- 9 FW Romelu LUKAKU ⚪ 3' ↓ 73'
- 10 FW Leandro TROSSARD
- 15 DF Thomas MEUNIER ↓ 58'
- 22 MF Alexis SAELEMAEKERS ↓ 58'
- 23 MF Nicolas RASKIN ↓ 58'
- 25 DF Nathan NGOY ⚫ 66'

## SUBSTITUTES

- 12 GK Senne LAMMENS
- 13 GK Mike PENDERS
- 2 DF Zeno DEBAST
- 3 DF Arthur THEATE ↑ 73'
- 6 MF Axel WITSEL
- 11 FW Jeremy DOKU
- 14 FW Dodi LUKEBAKIO ↑ 58'
- 16 DF Koni DE WINTER
- 17 FW Charles DE KETELAERE
- 18 DF Joaquin SEYS
- 19 MF Diego MOREIRA
- 20 MF Hans VANAKEN ↑ 58'
- 21 DF Timothy CASTAGNE ↑ 58'
- 24 MF Amadou ONANA
- 26 FW Matias FERNANDEZ-PARDO ↑ 87'



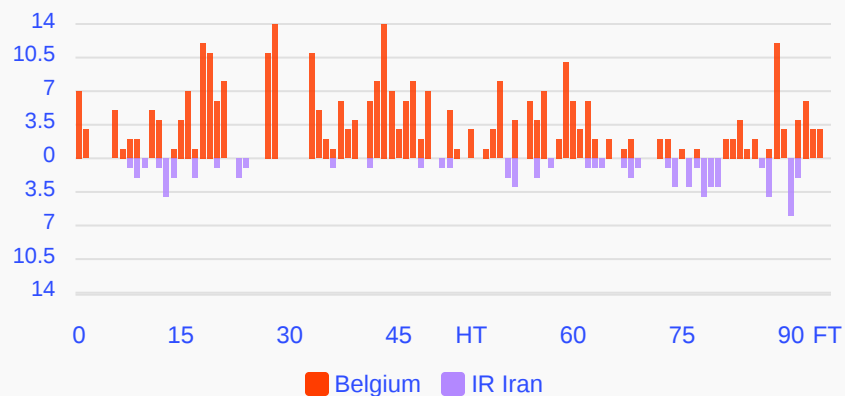
## STARTING

- Alireza BEIRANVAND GK 1
- ↓ 45' Saleh HARDANI DF 2
- ↓ 66' Ehsan HAJISAFI DF 3
- Shoja KHALILZADEH DF 4
- ↓ 85' ⚪ 33' Saeid EZATOLAHI MF 6
- ↓ 66' Mohammad MOHEBBI MF 8
- Mehdi TAREMI FW 9
- Hossein KANANI DF 13
- ↓ 79' Saman GHODDOS MF 14
- Ali NEMATI DF 19
- Ramin REZAEIAN DF 23

## SUBSTITUTES

- Payam NIAZMAND GK 12
- Hossein HOSSEINI GK 22
- ↑ 66' Milad MOHAMMADI DF 5
- ↑ 45' Alireza JAHANBAKHSHEH MF 7
- Mehdi GHAVEDI FW 10
- Ali ALIPOUR FW 11
- Roohbeh CHESHMI MF 15
- ↑ 66' Mehdi TORABI MF 16
- Arya VOUSEFI DF 17
- ↑ 85' Amirhossein HOSSEINZADEH FW 18
- ↑ 79' Shahriyar MOGHANLOO FW 20
- Mohammad GHORBANI MF 21
- Dennis DARGAHI FW 24
- Danial IRI DF 25
- Amirmohammad RAZAGHINIA MF 26

Distribution in the Final Third



# Match Summary - Key Statistics



0 - 0



## Possession

Total	59.2%	10.6%	30.2%	Total
0	Goals			0
1.48	xG (Expected Goals)			0.48
23 (7)	Attempts at Goal (On Target)			7 (3)
637 (562)	Total Passes (Complete)			275 (201)
88 %	Pass Completion %			73 %
120	Completed Line Breaks			40
11	Defensive Line Breaks			3
267	Receptions in the Final Third			46
35	Crosses			11
33	Ball Progressions			9
121 (13)	Defensive Pressures Applied (Direct Pressures)			343 (49)
45	Forced Turnovers			43
90	Second Balls			59
111.7 km	Total Distance Covered			112.6 km
5.2 km	Zone 4 - Low Speed Sprinting: 20-25 km/h			5.2 km



**Belgium**

**Phases of Play**

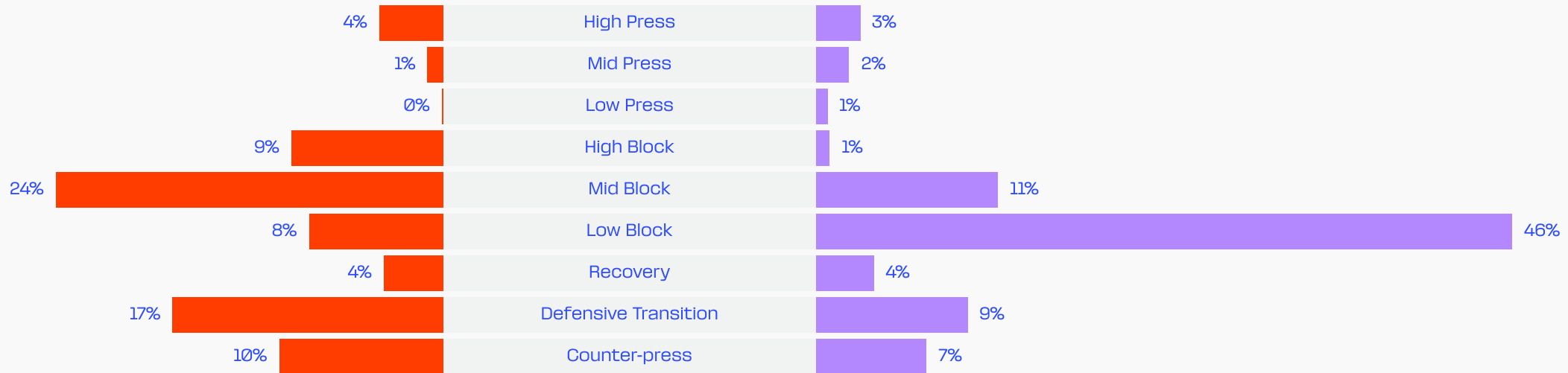
**IR Iran**



**IN POSSESSION**



**OUT OF POSSESSION**

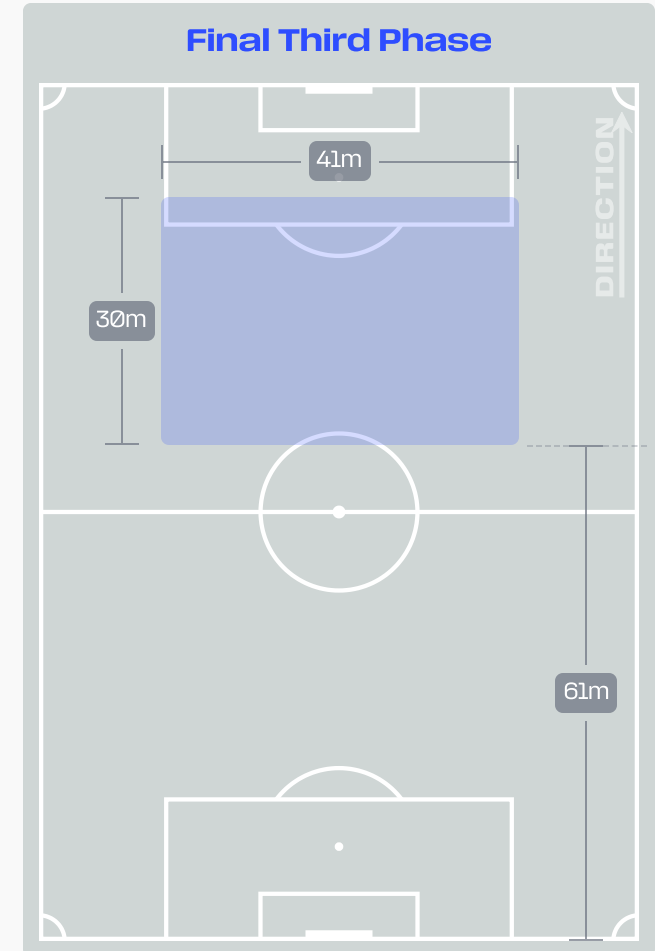
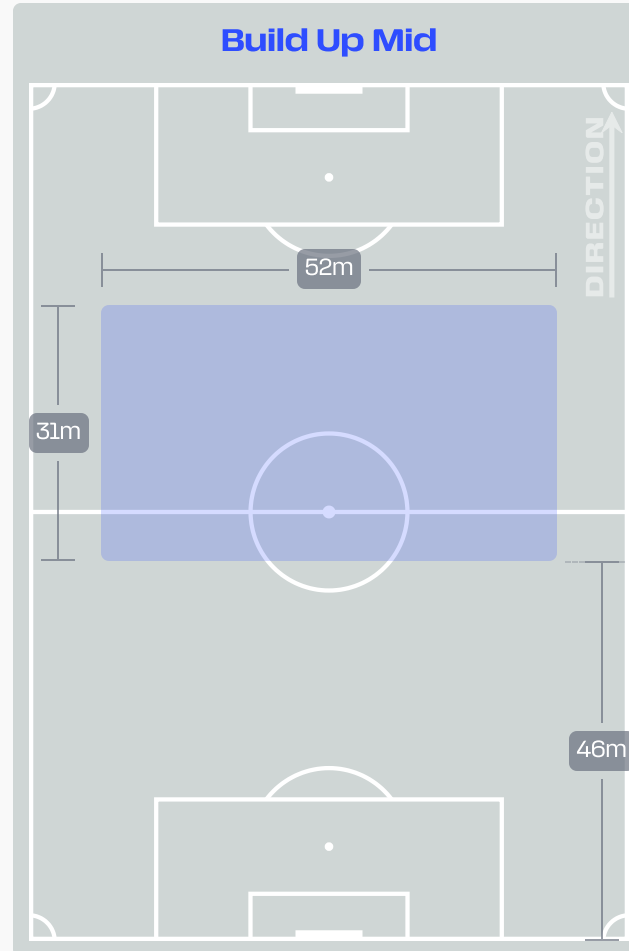
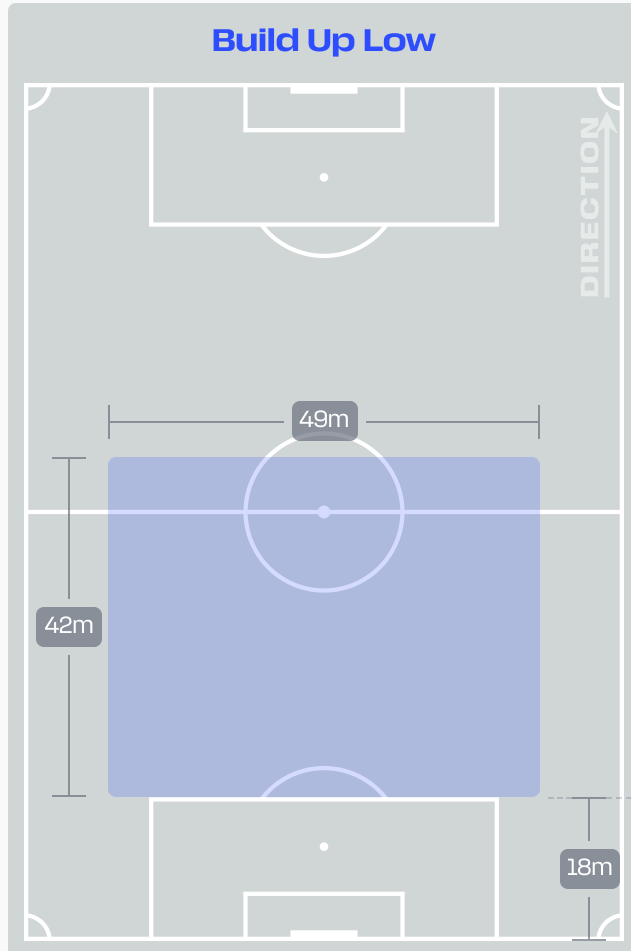


# IN POSSESSION

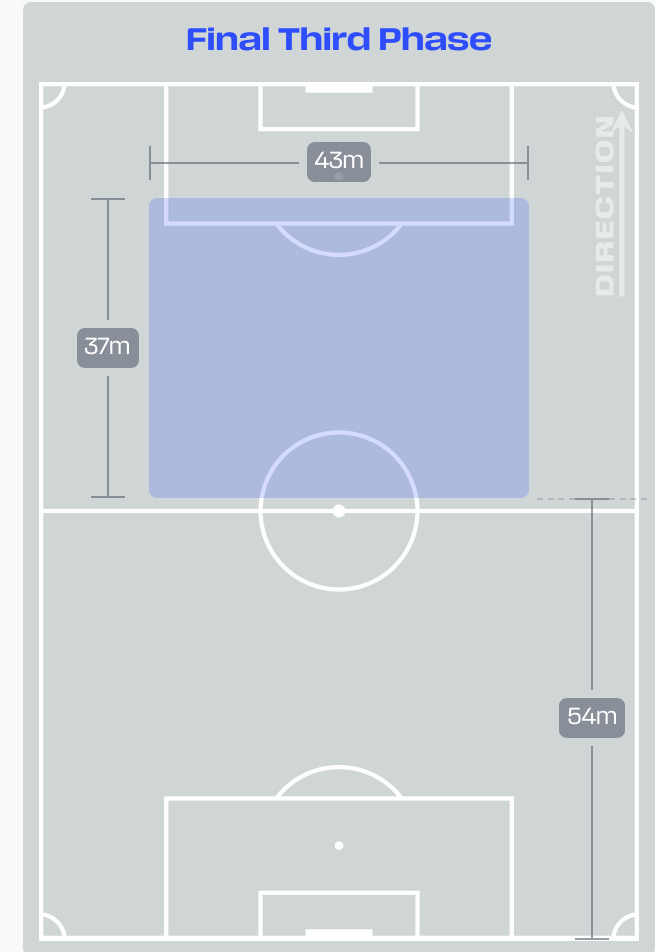
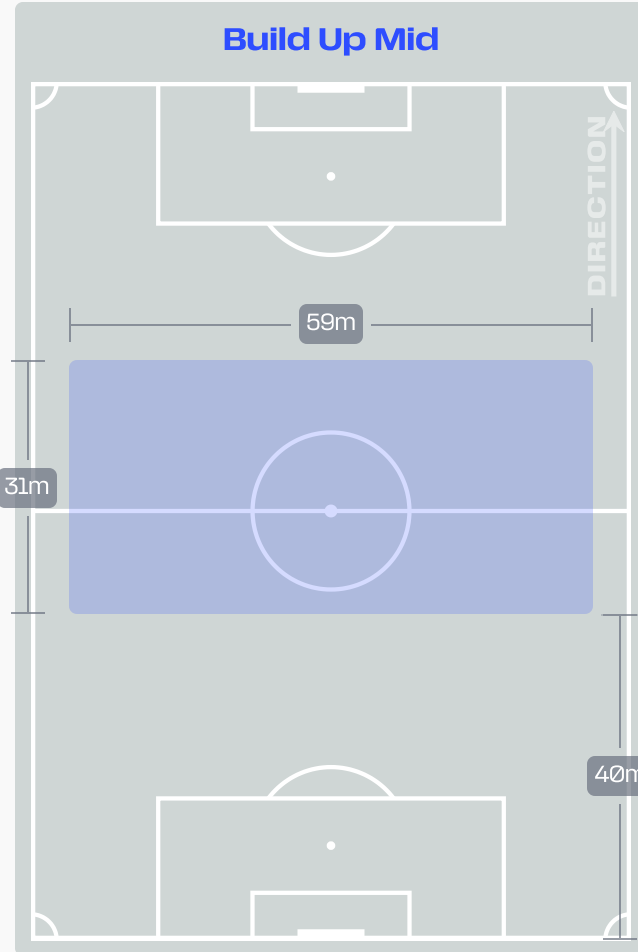
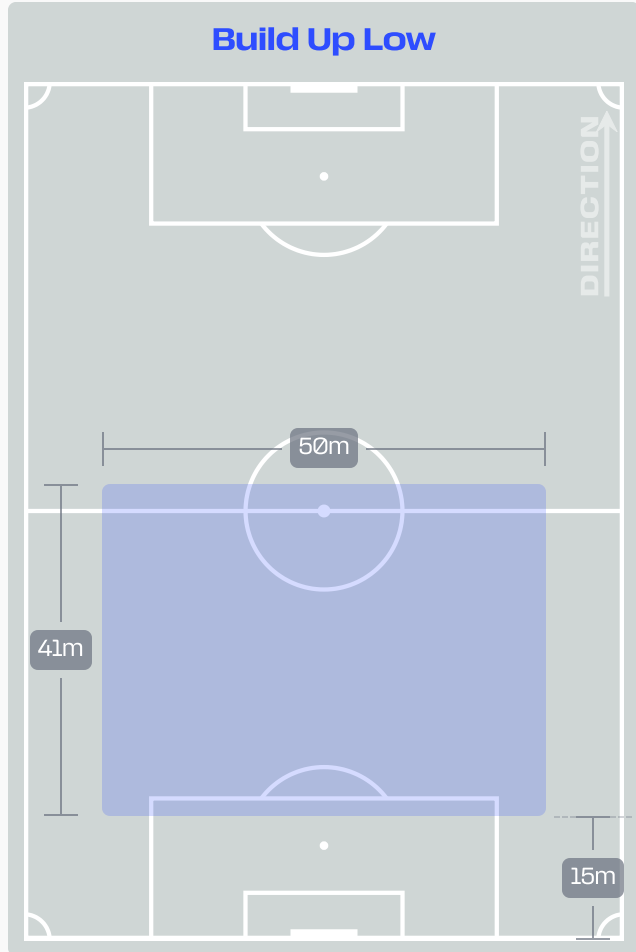


Belgium v IR Iran

# In Possession Line Height & Team Length



# In Possession Line Height & Team Length

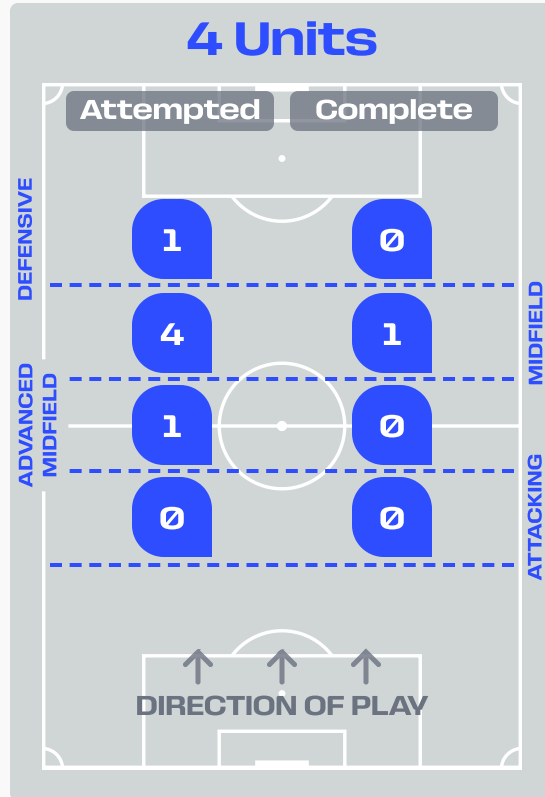
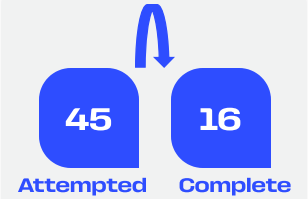
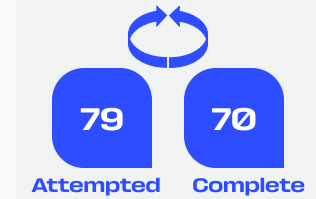
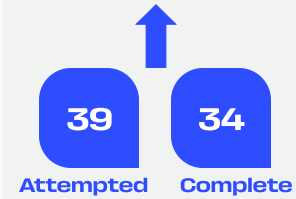


# Line Breaks



## Attempted Line Breaks

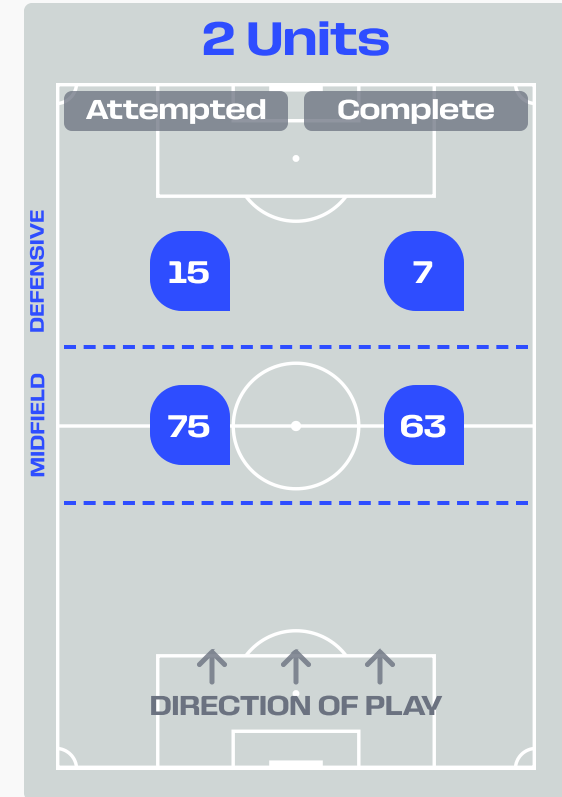
# 163



<b>Attempted Line Breaks</b>	<b>6</b>
Inside Shape	4
Outside Shape	2



<b>Attempted Line Breaks</b>	<b>67</b>
Inside Shape	36
Outside Shape	31



<b>Attempted Line Breaks</b>	<b>90</b>
Inside Shape	43
Outside Shape	47

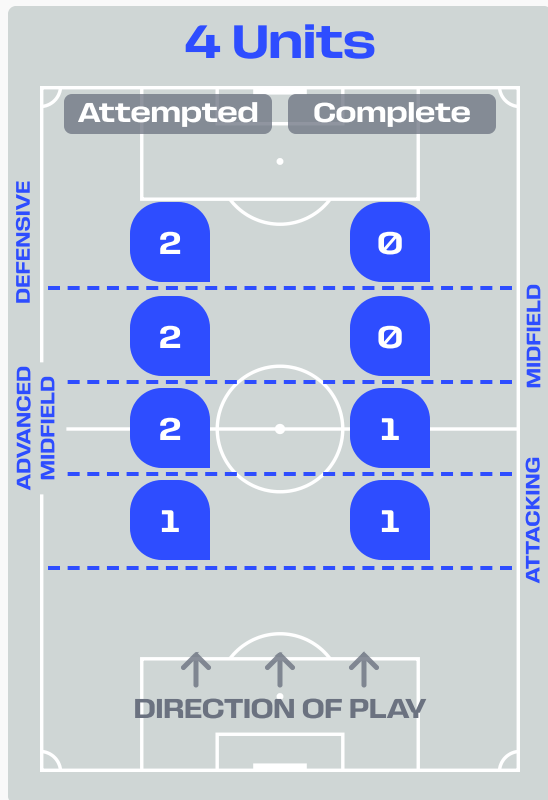
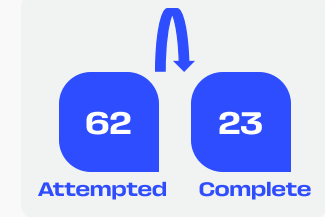
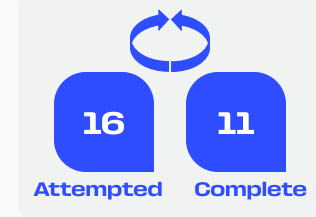
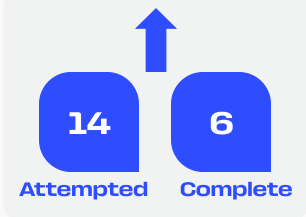
# Line Breaks



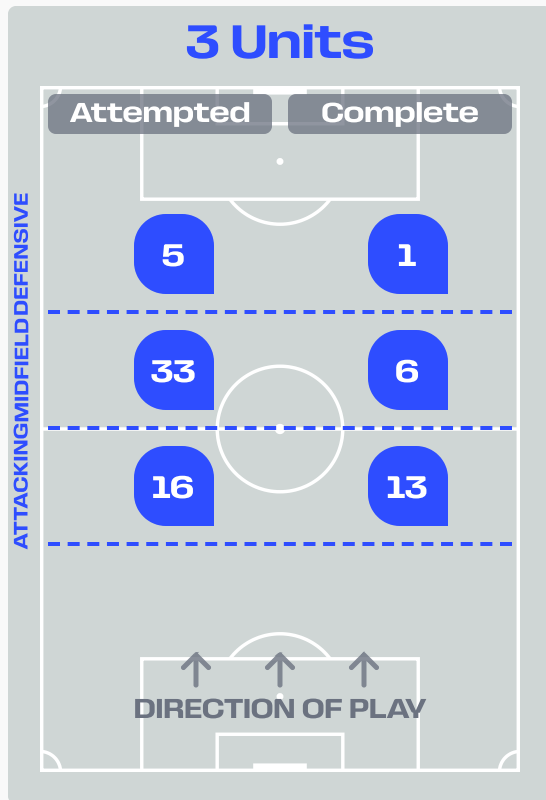
IR Iran

## Attempted Line Breaks

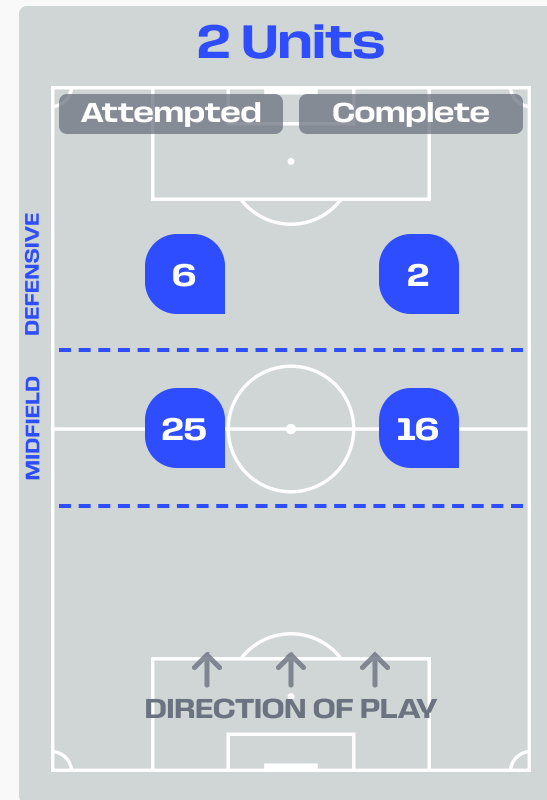
92



<b>Attempted Line Breaks</b>	<b>7</b>
Inside Shape	4
Outside Shape	3



<b>Attempted Line Breaks</b>	<b>54</b>
Inside Shape	47
Outside Shape	7



<b>Attempted Line Breaks</b>	<b>31</b>
Inside Shape	20
Outside Shape	11





# Passing Networks



#	Passes From ↓ to →	Thibaut COURTOIS	Brandon MECHELE	Maxim DE CUYPER	Kevin DE BRUYNE	Youri TIELEMANS	Romelu LUKAKU	Leandro TROSSARD	Thomas MEUNIER	Alexis SAELEMAEKERS	Nicolas RASKIN	Nathan NGOY	Arthur THEATE	Dodi LUKEBAKIO	Hans VANAKEN	Timothy CASTAGNE	Matias FERNANDEZ-PARDO
1	Thibaut COURTOIS		6	1	1	2	0	0	0	0	1	4	1	0	0	1	0
4	Brandon MECHELE	4		12	9	9	1	6	4	0	5	16	1	0	3	4	1
5	Maxim DE CUYPER	4	6		5	4	0	14	2	0	7	3	0	0	0	1	0
7	Kevin DE BRUYNE	0	2	5		5	2	9	2	3	3	4	0	1	3	2	0
8	Youri TIELEMANS	1	8	6	7		1	4	0	1	7	0	0	3	8	2	0
9	Romelu LUKAKU	0	0	0	0	5		2	0	1	1	0	0	0	0	0	0
10	Leandro TROSSARD	0	1	4	9	7	9		0	1	3	4	1	2	7	2	0
15	Thomas MEUNIER	1	2	1	3	2	1	2		8	1	12	0	0	0	0	0
22	Alexis SAELEMAEKERS	0	1	0	3	1	2	0	6		3	1	0	0	0	0	0
23	Nicolas RASKIN	0	8	8	7	4	1	7	8	5		11	0	0	0	0	0
25	Nathan NGOY	0	23	2	4	3	0	4	15	5	14		0	0	1	1	0
3	Arthur THEATE	0	2	2	0	4	0	0	0	0	0	0		0	0	0	1
14	Dodi LUKEBAKIO	0	0	0	1	0	0	1	0	0	0	0	1		2	4	0
20	Hans VANAKEN	2	3	3	1	2	0	2	0	0	0	1	1	1		4	3
21	Timothy CASTAGNE	2	4	1	3	4	0	2	0	0	0	0	1	7	1		0
26	Matias FERNANDEZ-PARDO	0	0	0	0	0	0	1	0	0	0	0	0	1	0	0	

Top 5 Player to Player Passers		
Player	Passed To	% of Total Team Passes
Nathan NGOY	Brandon MECHELE	4.3%
Brandon MECHELE	Nathan NGOY	3%
Nathan NGOY	Thomas MEUNIER	2.8%
Maxim DE CUYPER	Leandro TROSSARD	2.6%
Nathan NGOY	Nicolas RASKIN	2.6%

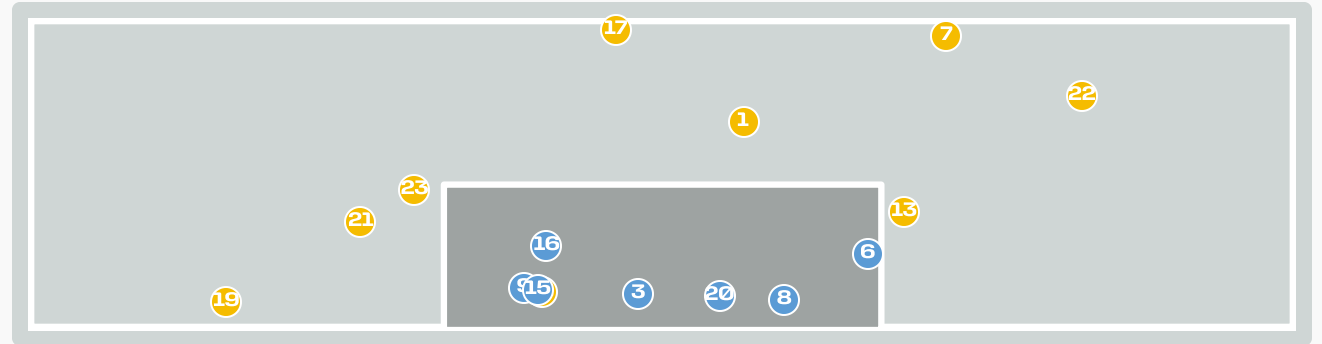
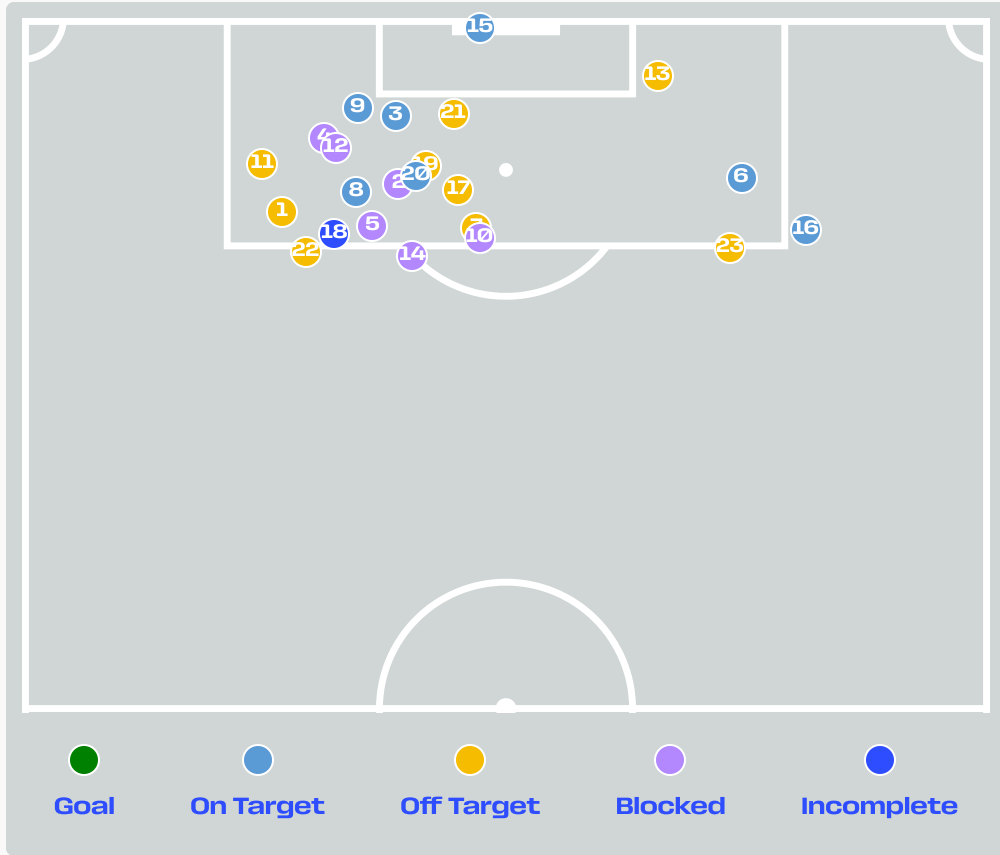







# Passing Networks

#	Passes From ↓ to →	Alireza BEIRANVAND	Saleh HARDANI	Ehsan HAJISAFI	Shoja KHALILZADEH	Saeid EZATOLAH	Mohammad MOHEBBI	Mehdi TAREMI	Hossein KANANI	Saman GHODDOS	Ali NEMATI	Ramin REZAEIAN	Milad MOHAMMADI	Alireza JAHANBAKSH	Mehdi TORABI	Amirhossein HOSSEINZADEH	Shahriyar MOGHANLOO
1	Alireza BEIRANVAND		1	0	1	0	0	1	2	1	1	4	2	4	0	0	0
2	Saleh HARDANI	0		0	0	1	0	0	1	0	0	0	0	0	0	0	0
3	Ehsan HAJISAFI	0	0		1	0	1	0	0	0	1	0	0	0	0	0	0
4	Shoja KHALILZADEH	9	0	1		3	0	2	3	1	8	1	3	0	2	0	0
6	Saeid EZATOLAH	0	0	0	3		0	1	3	4	3	2	0	1	1	0	0
8	Mohammad MOHEBBI	0	0	2	0	2		1	0	1	1	0	0	0	0	0	0
9	Mehdi TAREMI	0	0	0	1	2	1		2	1	0	2	0	0	2	0	0
13	Hossein KANANI	2	0	0	6	1	0	2		2	1	1	0	0	0	0	0
14	Saman GHODDOS	0	2	0	1	5	2	0	2		1	0	1	0	0	0	0
19	Ali NEMATI	1	0	0	3	2	2	0	1	1		2	3	1	4	1	0
23	Ramin REZAEIAN	2	0	0	1	2	0	0	2	1	0		0	2	0	1	1
5	Milad MOHAMMADI	0	0	0	2	1	0	1	0	0	1	0		0	6	1	0
7	Alireza JAHANBAKSH	0	0	0	1	0	0	1	0	0	1	3	0		0	0	0
16	Mehdi TORABI	0	0	0	1	1	0	3	0	2	4	0	3	0		2	1
18	Amirhossein HOSSEINZADEH	0	0	0	0	0	0	0	0	0	0	0	0	0	2		0
20	Shahriyar MOGHANLOO	0	0	0	0	0	0	0	0	0	0	0	0	1	1	0	

Top 5 Player to Player Passers		
Player	Passed To	% of Total Team Passes
Shoja KHALILZADEH	Alireza BEIRANVAND	4.7%
Shoja KHALILZADEH	Ali NEMATI	4.2%
Hossein KANANI	Shoja KHALILZADEH	3.1%
Milad MOHAMMADI	Mehdi TORABI	3.1%
Saman GHODDOS	Saeid EZATOLAH	2.6%

# Attempts at Goal



Key	Outcome	Shots
	Goals	0
	On Target	7
	Off Target	9
	Blocked	6
	Incomplete	1

## Attempts at Goal



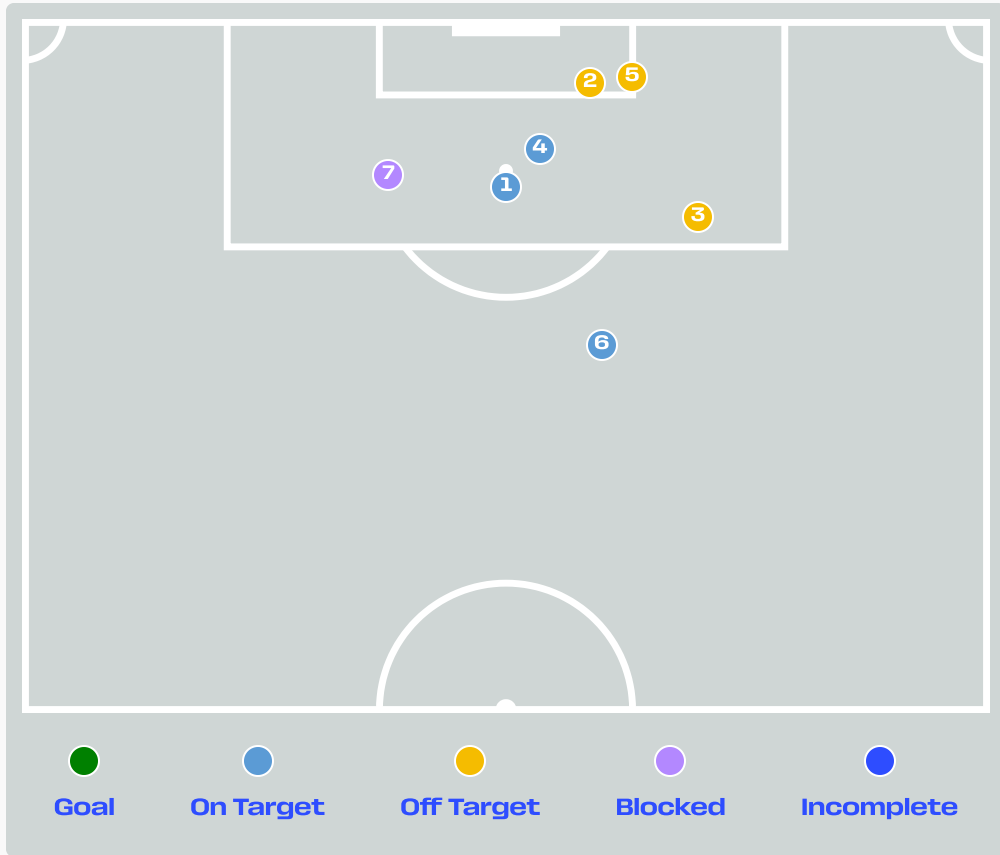
Time	Player	Outcome	Body Part	Delivery Type
7	7 Kevin DE BRUYNE	Off Target	Right Foot	Pass
8	7 Kevin DE BRUYNE	Incomplete - Blocked	Right Foot	Cross
8	5 Maxim DE CUYPER	On Target - Saved	Right Foot	Loose Ball
9	9 Romelu LUKAKU	Incomplete - Blocked	Left Foot	Pass
18	10 Leandro TROSSARD	Incomplete - Blocked	Left Foot	Pass
21	8 Youri TIELEMANS	On Target - Saved	Right Foot	Pass
22	25 Nathan NGOY	Off Target	Right Foot	Loose Ball
41	7 Kevin DE BRUYNE	On Target - Saved	Right Foot	Pass
43	5 Maxim DE CUYPER	On Target - Saved	Left Foot	Pass
43	22 Alexis SAELEMAEKERS	Incomplete - Blocked	Left Foot	Pass
47	7 Kevin DE BRUYNE	Deflected Off Target - Saved	Right Foot	Pass
46	7 Kevin DE BRUYNE	Incomplete - Blocked	Left Foot	Pass
49	22 Alexis SAELEMAEKERS	Off Target	Right Foot	Corner
50	5 Maxim DE CUYPER	Incomplete - Blocked	Left Foot	Ball Progression
58	5 Maxim DE CUYPER	On Target - Saved	Right Foot	Loose Ball
61	14 Dodi LUKEBAKIO	On Target - Saved	Left Foot	Pass
61	20 Hans VANAKEN	Off Target	Left Foot	Other






# Attempts at Goal



Time	Player	Outcome	Body Part	Delivery Type
83	8 Youri TIELEMANS	Incomplete - Player On Ball Error	Left Foot	Loose Ball
83	20 Hans VANAKEN	Off Target	Left Foot	Cross
85	5 Maxim DE CUYPER	On Target - Saved	Right Foot	Cross
92	4 Brandon MECHELE	Off Target	Head	Cross
93	26 Matias FERNANDEZ-PARDO	Off Target	Right Foot	Ball Progression
94	14 Dodi LUKEBAKIO	Off Target	Left Foot	Pass

# Attempts at Goal



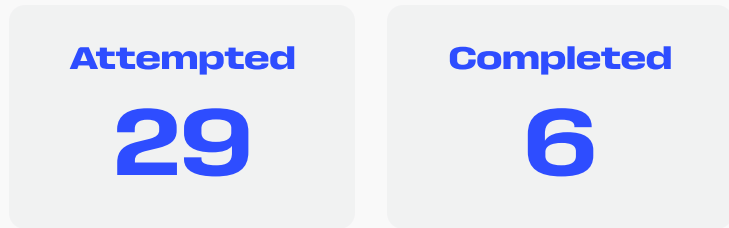
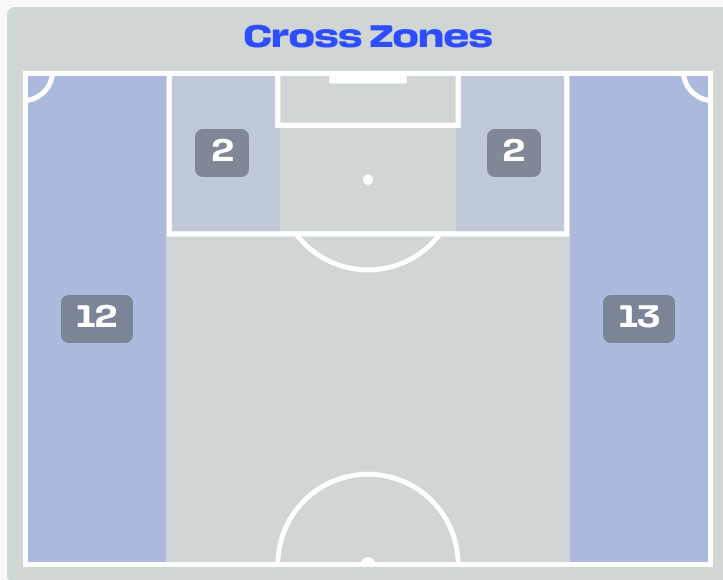
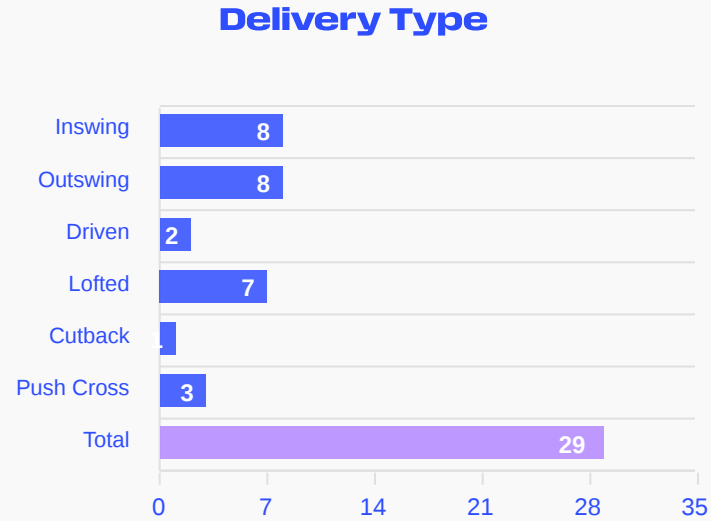
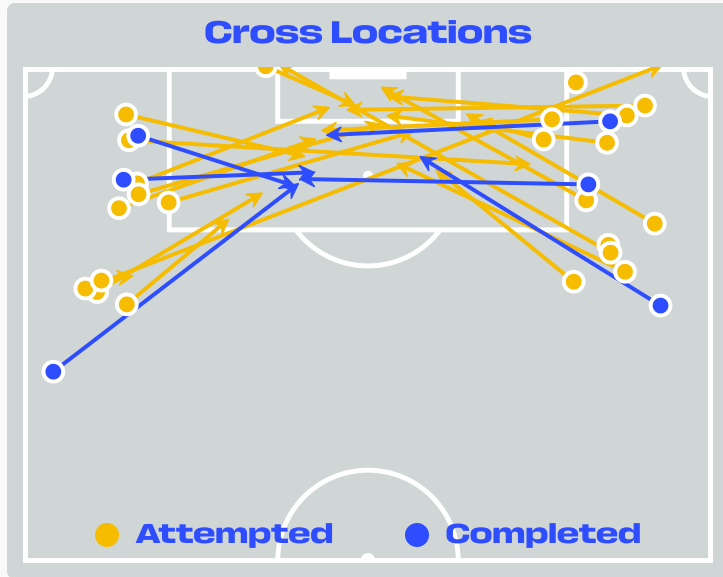
Key	Outcome	Shots
	Goals	0
	On Target	3
	Off Target	3
	Blocked	1
	Incomplete	0

# Attempts at Goal



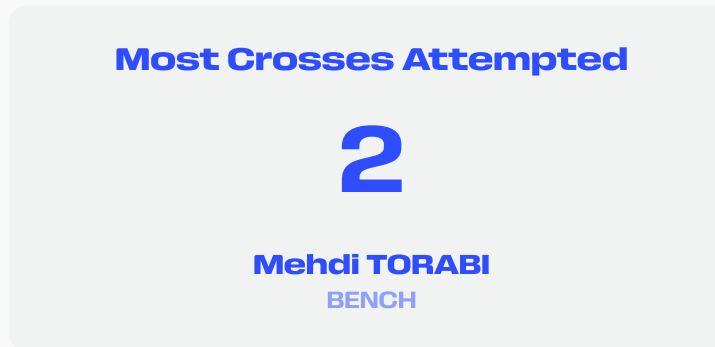
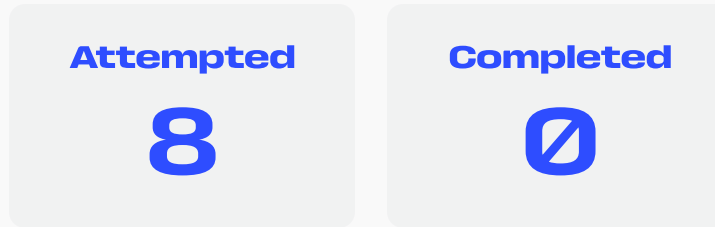
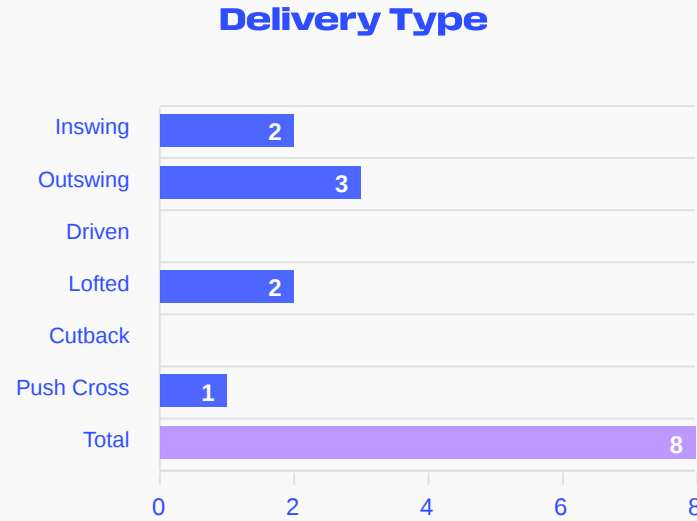
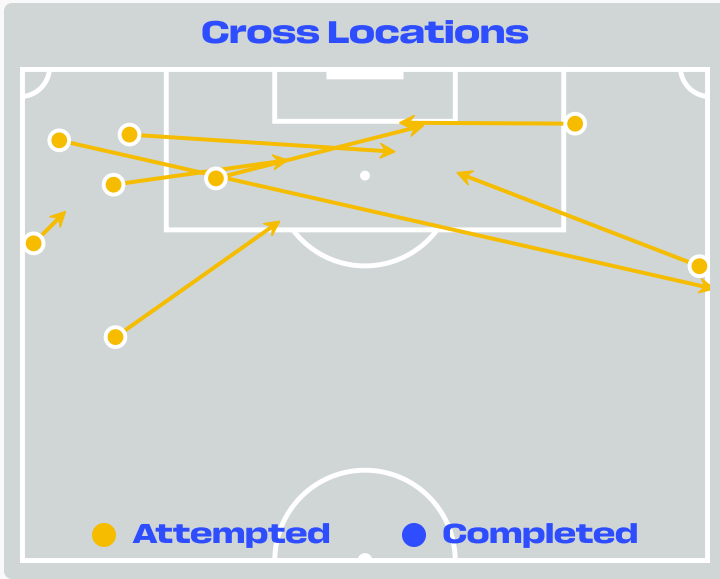
Time	Player	Outcome	Body Part	Delivery Type
13	13 Hossein KANANI	On Target - Saved	Right Foot	Pass
14	6 Saeid EZATOLAH	Off Target	Head	Corner
45	7 Alireza JAHANBAKHS	Off Target	Left Foot	Ball Progression
52	9 Mehdi TAREMI	On Target - Saved	Right Foot	Pass
64	4 Shoja KHALILZADEH	Off Target	Head	Corner
80	6 Saeid EZATOLAH	On Target - Saved	Right Foot	Tackle
87	18 Amirhossein HOSSEINZADEH	Incomplete - Blocked	Right Foot	Pass

# Crosses (Open Play)



#	Player	Inswing	Outswing	Driven	Lofted	Cutback	Push Cross	Total Attempted
1	Thibaut COURTOIS	0	0	0	0	0	0	0
4	Brandon MECHELE	0	0	0	0	0	0	0
5	Maxim DE CUYPER	0	1	1	0	0	0	2
7	Kevin DE BRUYNE	1	3	1	0	1	0	6
8	Youri TIELEMANS	3	0	0	0	0	1	4
9	Romelu LUKAKU	0	0	0	0	0	0	0
10	Leandro TROSSARD	2	1	0	1	0	1	5
15	Thomas MEUNIER	0	0	0	3	0	0	3
22	Alexis SAELEMAEKERS	0	1	0	0	0	0	1
23	Nicolas RASKIN	0	0	0	0	0	0	0
25	Nathan NGOY	0	0	0	0	0	0	0
3	Arthur THEATE	0	0	0	0	0	0	0
14	Dodi LUKEBAKIO	2	0	0	0	0	0	2
20	Hans VANAKEN	0	0	0	1	0	0	1
21	Timothy CASTAGNE	0	2	0	2	0	1	5
26	Matias FERNANDEZ-PARDO	0	0	0	0	0	0	0

# Crosses (Open Play)



#	Player	Inswing	Outswing	Driven	Lofted	Cutback	Push Cross	Total Attempted
1	Alireza BEIRANVAND	0	0	0	0	0	0	0
2	Saleh HARDANI	0	0	0	0	0	0	0
3	Ehsan HAJISAFI	1	0	0	0	0	0	1
4	Shoja KHALILZADEH	0	0	0	0	0	0	0
6	Saeid EZATOLAHI	0	0	0	0	0	0	0
8	Mohammad MOHEBBI	0	0	0	0	0	0	0
9	Mehdi TAREMI	0	0	0	0	0	0	0
13	Hossein KANANI	0	0	0	0	0	0	0
14	Saman GHODDOS	0	0	0	0	0	0	0
19	Ali NEMATI	0	0	0	1	0	0	1
23	Ramin REZAEIAN	0	1	0	0	0	0	1
5	Milad MOHAMMADI	0	1	0	0	0	0	1
7	Alireza JAHANBAKHSH	0	0	0	0	0	1	1
16	Mehdi TORABI	1	1	0	0	0	0	2
18	Amirhossein HOSSEINZADEH	0	0	0	0	0	0	0
20	Shahriyar MOGHANLOO	0	0	0	1	0	0	1

# Offering to Receive

512

**Total Offers Made**

188

**Total Offers Received**

**Most Offers**

74

**Kevin DE BRUYNE**  
ATTACKING MIDFIELD

335

**Offers Made in Final Third**

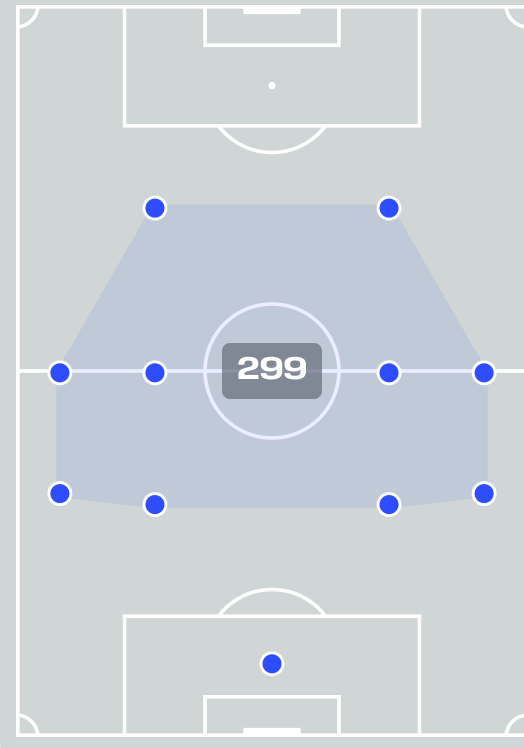
133

**Offers Made in Middle Third**

44

**Offers Made in Defensive Third**

**Offers Made Inside Shape**



**Offers Made Outside Shape**



#	Player	Offers Made	Offers Received	% Made & Received
1	Thibaut COURTOIS	6	4	66.7%
4	Brandon MECHELE	28	12	42.9%
5	Maxim DE CUYPER	25	11	44%
7	Kevin DE BRUYNE	74	29	39.2%
8	Youri TIELEMANS	71	23	32.4%
9	Romelu LUKAKU	72	16	22.2%
10	Leandro TROSSARD	35	10	28.6%
15	Thomas MEUNIER	25	8	32%
22	Alexis SAELEMAEKERS	48	8	16.7%
23	Nicolas RASKIN	44	30	68.2%
25	Nathan NGOY	7	5	71.4%
3	Arthur THEATE	6	2	33.3%
14	Dodi LUKEBAKIO	22	7	31.8%
20	Hans VANAKEN	21	15	71.4%
21	Timothy CASTAGNE	20	5	25%
26	Matias FERNANDEZ-PARDO	8	3	37.5%

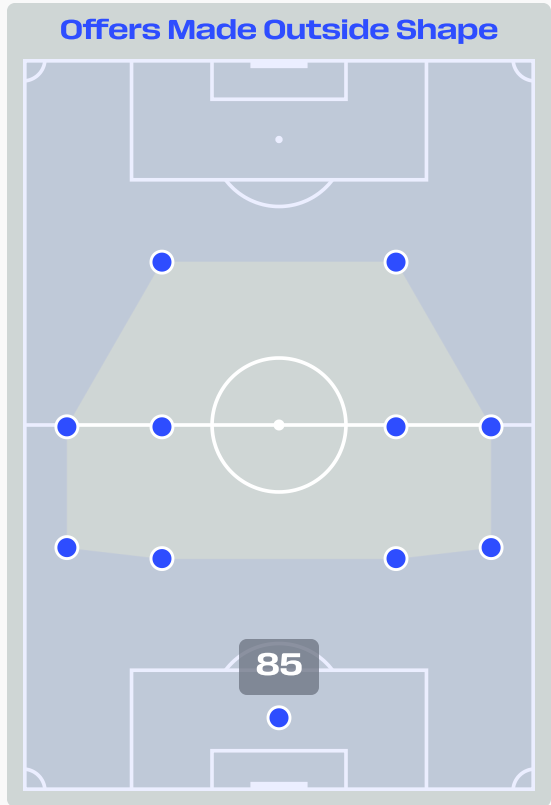
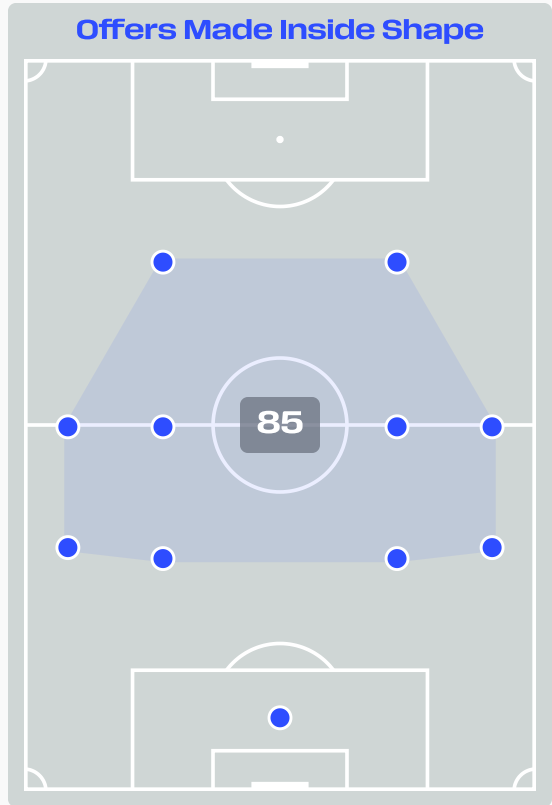
# Offering to Receive

**170**  
Total Offers Made

**51**  
Total Offers Received

**Most Offers**  
**32**  
Alireza JAHANBAKHS  
BENCH

**62**  
Offers Made in Final Third



**83**  
Offers Made in Middle Third

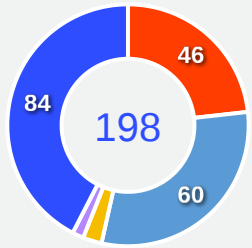
**25**  
Offers Made in Defensive Third

#	Player	Offers Made	Offers Received	% Made & Received
1	Alireza BEIRANVAND	5	2	40%
2	Saleh HARDANI	5	1	20%
3	Ehsan HAJISAFI	5	1	20%
4	Shoja KHALILZADEH	6	5	83.3%
6	Saeid EZATOLAH	19	9	47.4%
8	Mohammad MOHEBBI	13	2	15.4%
9	Mehdi TAREMI	18	3	16.7%
13	Hossein KANANI	0	0	0%
14	Saman GHODDOS	7	5	71.4%
19	Ali NEMAT	10	2	20%
23	Ramin REZAEIAN	18	5	27.8%
5	Milad MOHAMMADI	11	2	18.2%
7	Alireza JAHANBAKHS	32	4	12.5%
16	Mehdi TORABI	15	7	46.7%
18	Amirhossein HOSSEINZADEH	4	3	75%
20	Shahriyar MOGHANLOO	2	0	0%

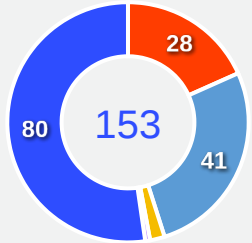
# Movement to Receive

## Movement Types by Phase

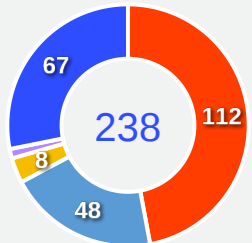
### Final Third Phase



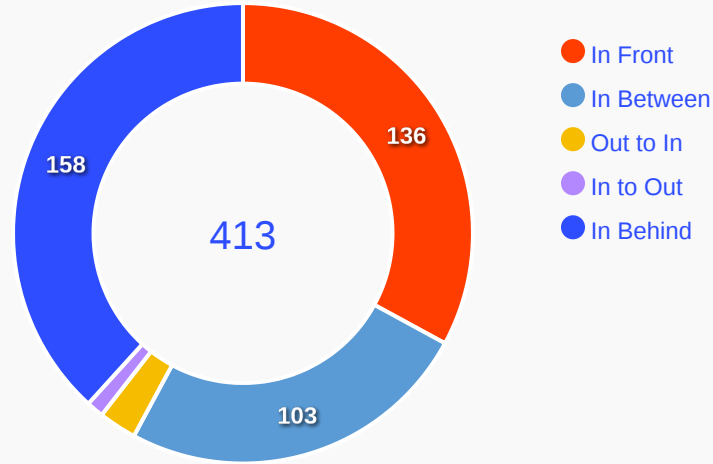
### Progression Phase



### Build Up Phase



## All Movement Types

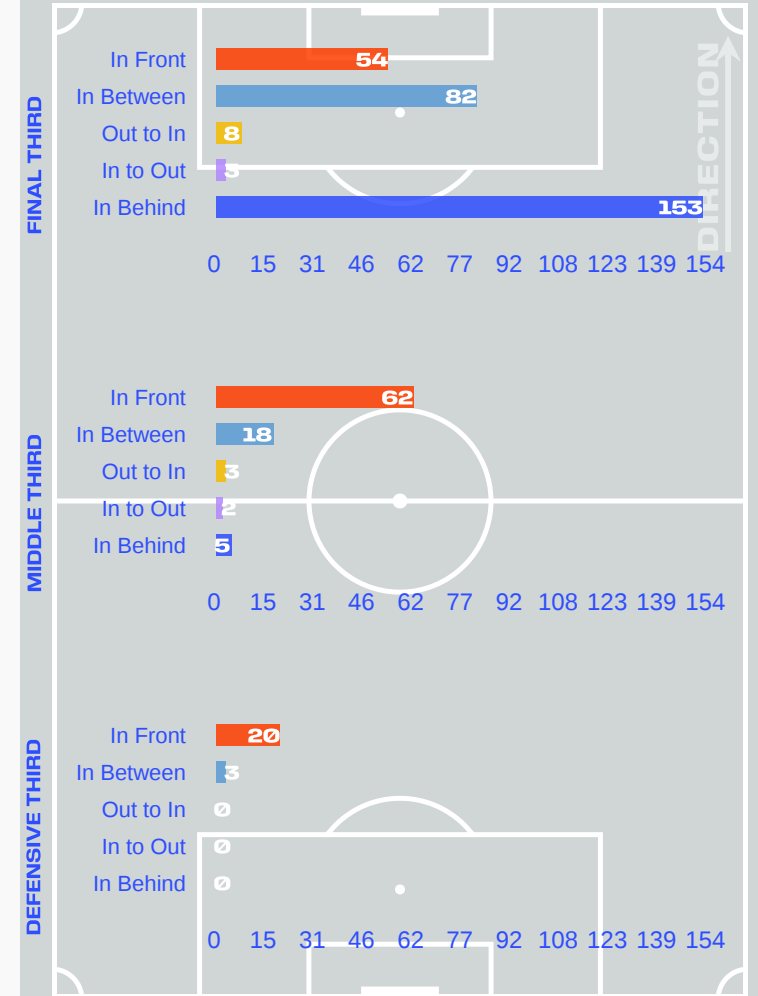


- In Front
- In Between
- Out to In
- In to Out
- In Behind

## Top Ranked Players

Type	Player	Movements
In Front	8 Yuri TIELEMANS	34
In Between	9 Romelu LUKAKU	41
Out to In	9 Romelu LUKAKU	3
In to Out	7 Kevin DE BRUYNE	2
In Behind	7 Kevin DE BRUYNE	31

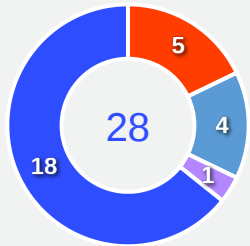
## Movement Types Pitch Third



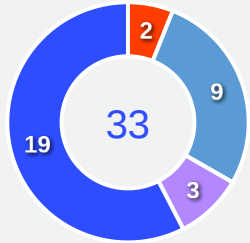
# Movement to Receive

## Movement Types by Phase

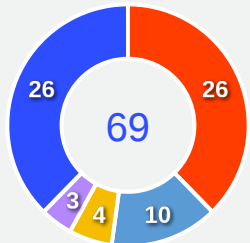
### Final Third Phase



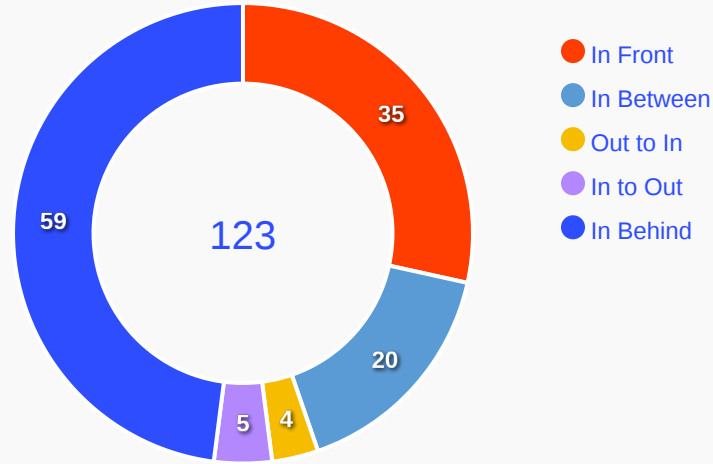
### Progression Phase



### Build Up Phase



## All Movement Types

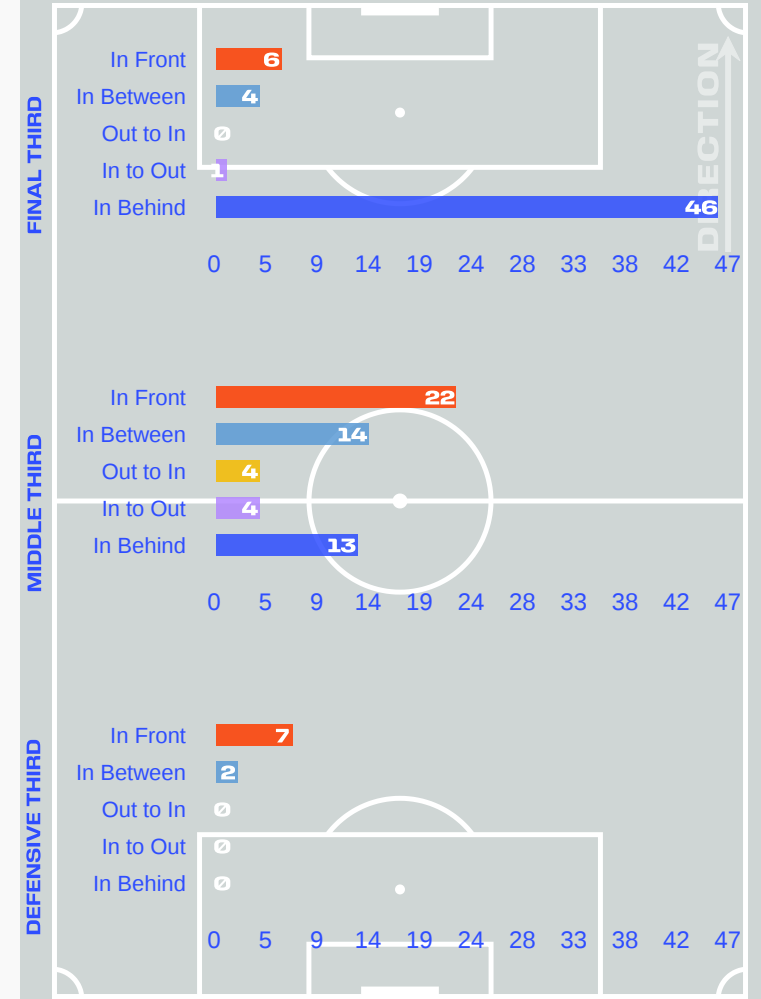


- In Front
- In Between
- Out to In
- In to Out
- In Behind

## Top Ranked Players

Type	Player	Movements
In Front	6 Saeid EZATOLAH	9
In Between	16 Mehdi TORABI	5
Out to In	7 Alireza JAHANBAKSH	3
In to Out	9 Mehdi TAREMI	2
In Behind	7 Alireza JAHANBAKSH	13

## Movement Types Pitch Third



# OUT OF POSSESSION



Belgium v IR Iran

# Defensive Actions

**45**

**Forced Turnovers**

**46**

**Possession Regained**

**12**

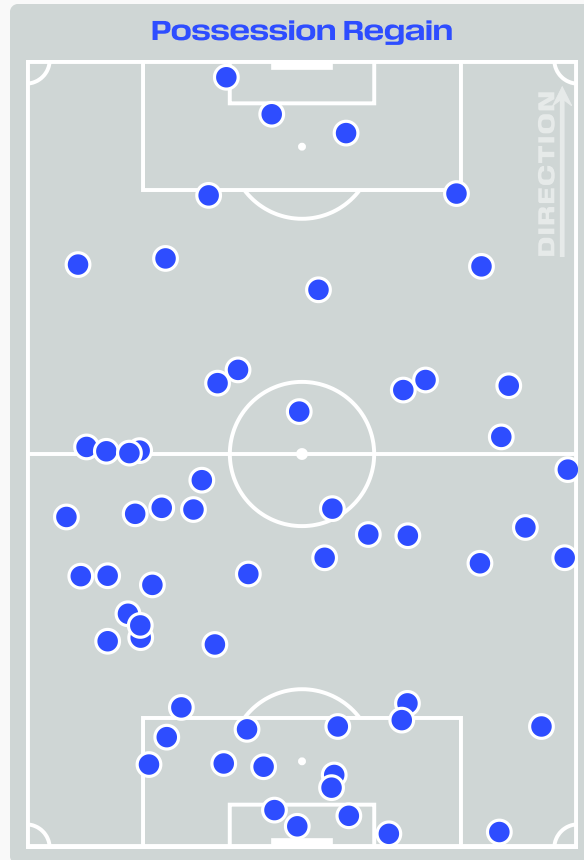
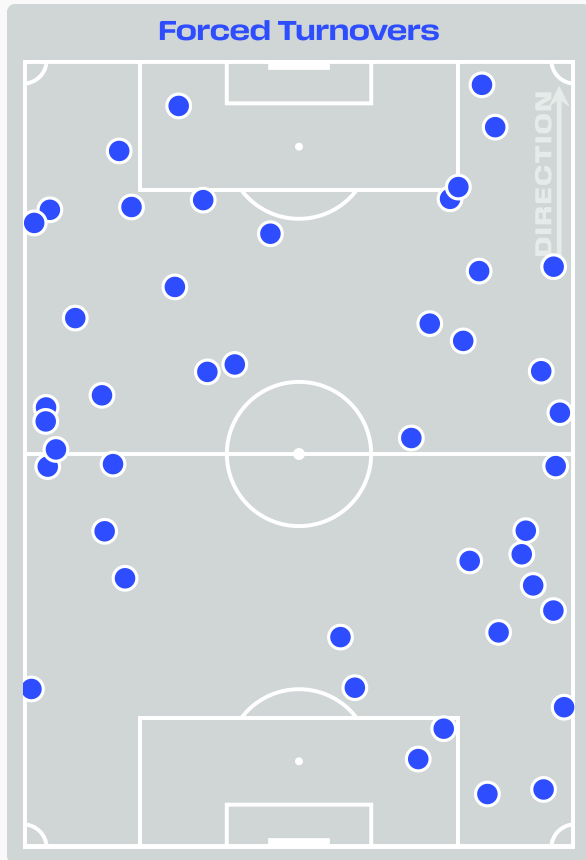
**Interceptions**

**11**

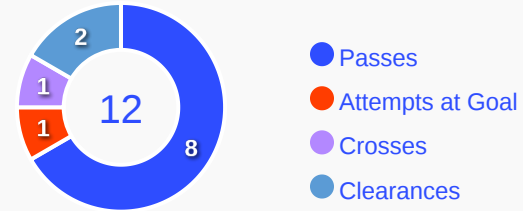
**Tackles**

**10.12**

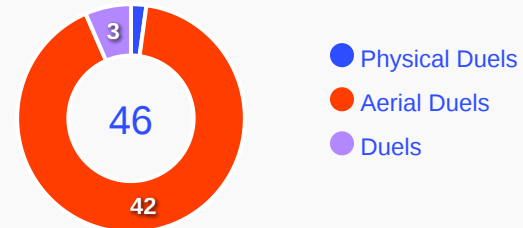
**Possession Actions / Defensive Action**



## Blocks



## Possession Contests



## Most Possession Regains

**13**

**Brandon MECHELE**  
LEFT CENTRE BACK

#	Player	Total Possession Regains
1	Thibaut COURTOIS	7
4	Brandon MECHELE	13
5	Maxim DE CUYPER	2
7	Kevin DE BRUYNE	2
8	Youri TIELEMANS	4
9	Romelu LUKAKU	0
10	Leandro TROSSARD	2
15	Thomas MEUNIER	2
22	Alexis SAELEMAEKERS	1
23	Nicolas RASKIN	3
25	Nathan NGOY	5
3	Arthur THEATE	2
14	Dodi LUKEBAKIO	0
20	Hans VANAKEN	1
21	Timothy CASTAGNE	2
26	Matias FERNANDEZ-PARDO	0

# Defensive Actions

**43**

**Forced Turnovers**

**55**

**Possession Regained**

**11**

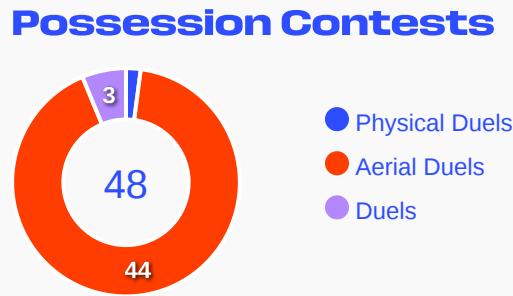
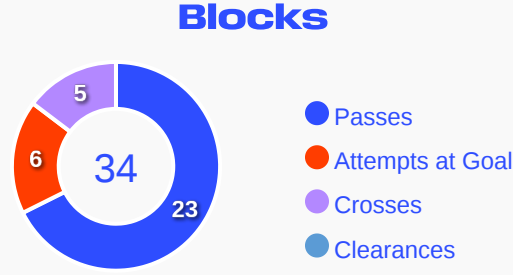
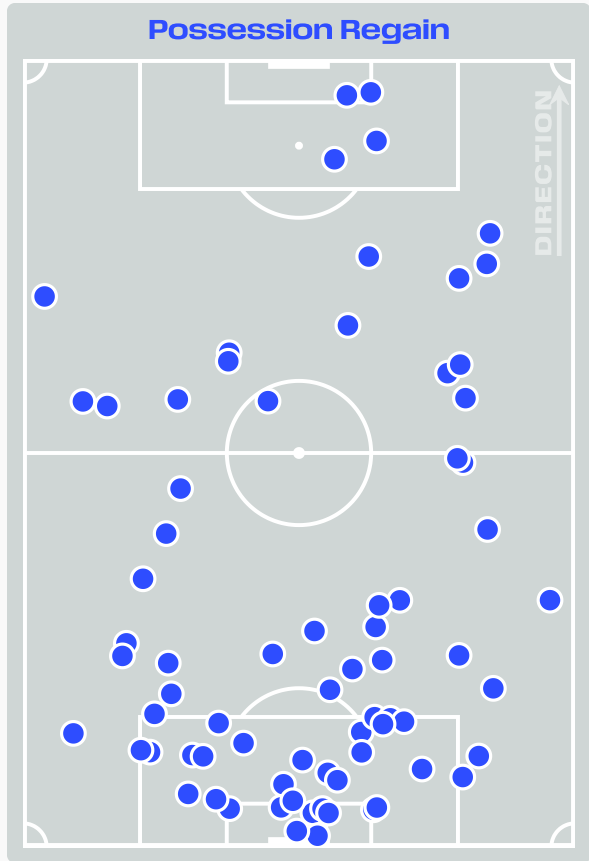
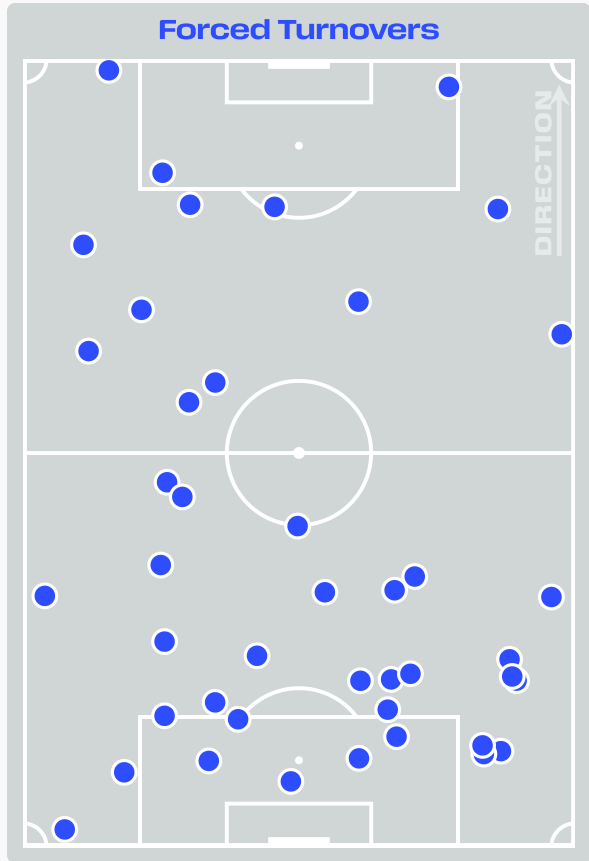
**Interceptions**

**42**

**Tackles**

**1.63**

**Possession Actions / Defensive Action**



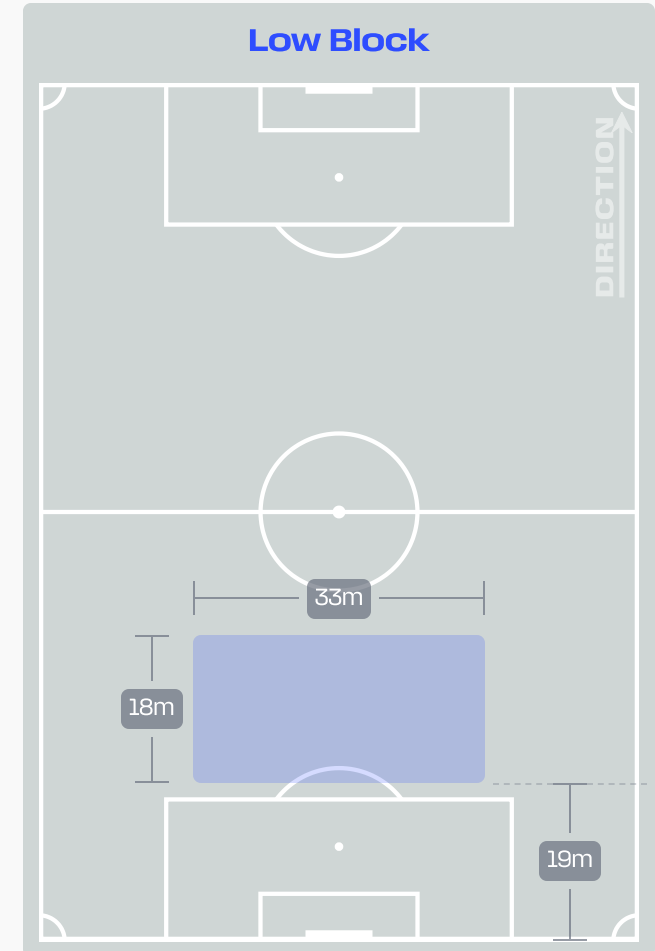
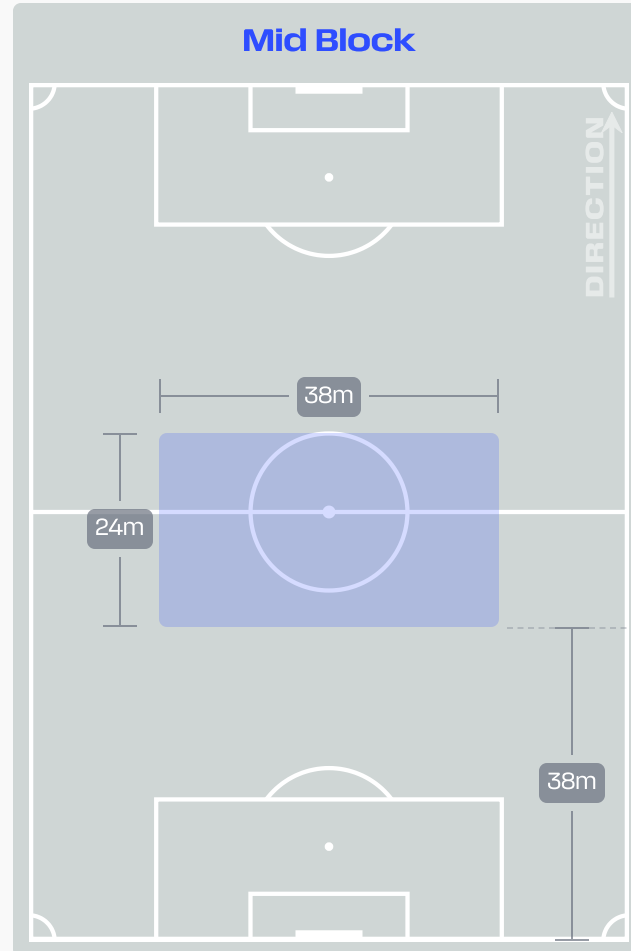
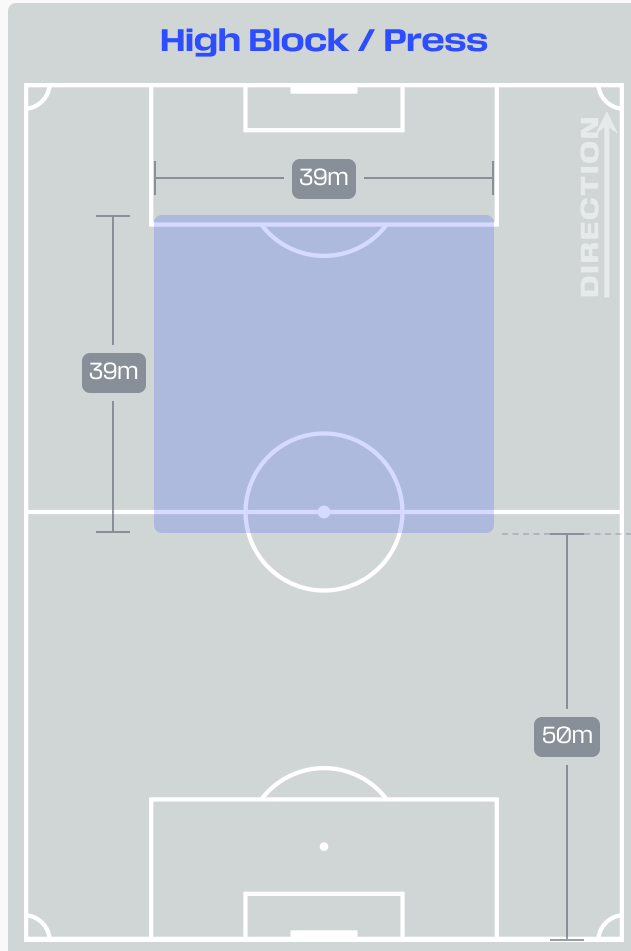
**Most Possession Regains**

12

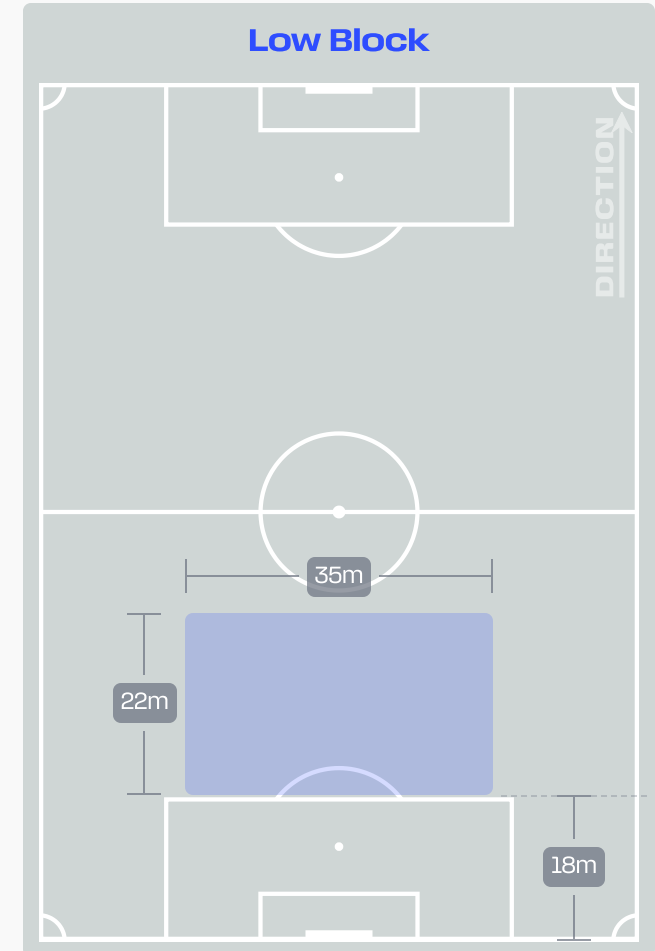
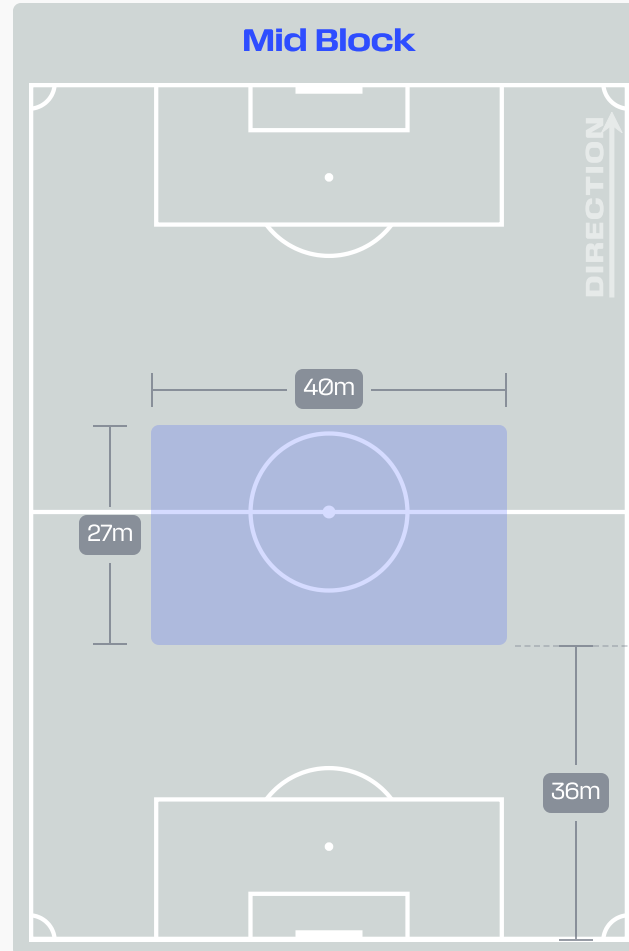
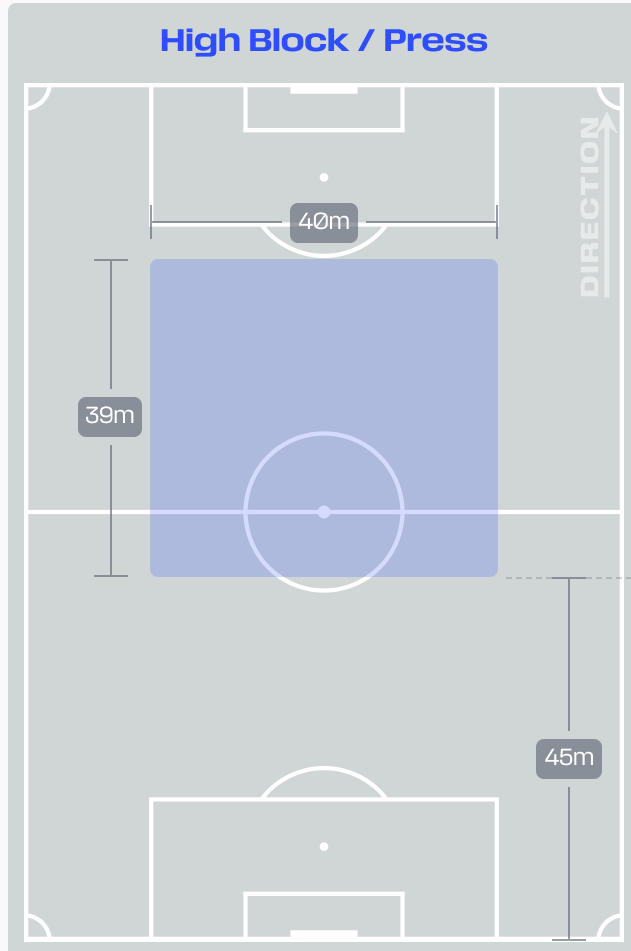
**Alireza BEIRANVAND**  
GOALKEEPER

#	Player	Total Possession Regains
1	Alireza BEIRANVAND	12
2	Saleh HARDANI	4
3	Ehsan HAJISAFI	3
4	Shoja KHALILZADEH	3
6	Saeid EZATOLAH	10
8	Mohammad MOHEBBI	4
9	Mehdi TAREMI	1
13	Hossein KANANI	4
14	Saman GHODDOS	2
19	Ali NEMATI	5
23	Ramin REZAEIAN	0
5	Milad MOHAMMADI	2
7	Alireza JAHANBAKHS	3
16	Mehdi TORABI	1
18	Amirhossein HOSSEINZADEH	1
20	Shahriyar MOGHANLOO	0

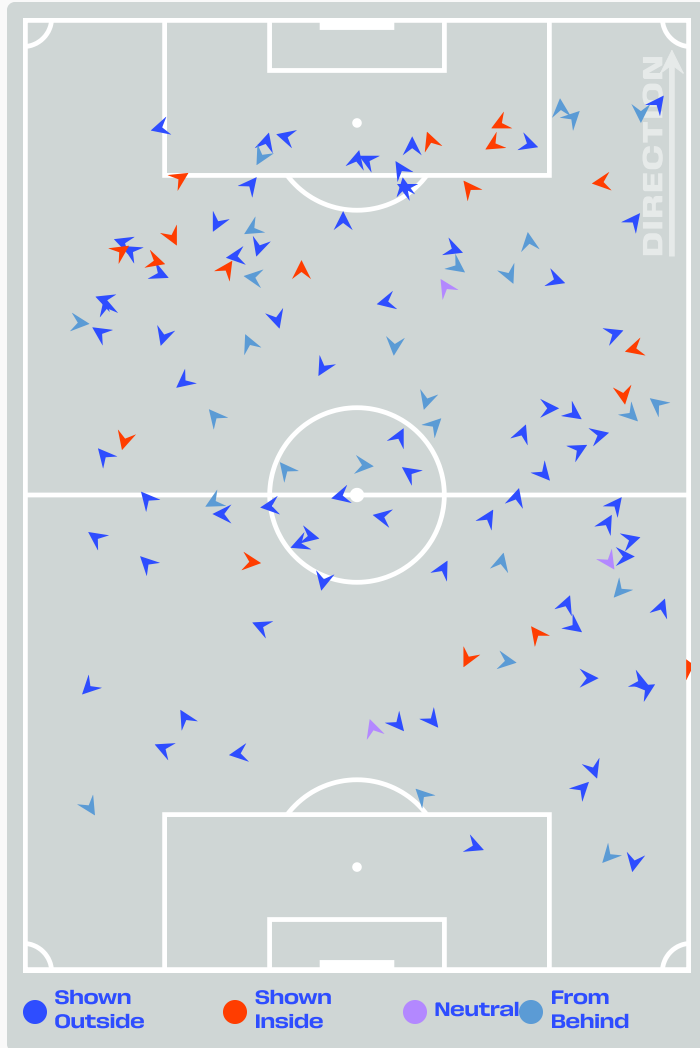
# Defensive Line Height & Team Length



# Defensive Line Height & Team Length



# Defensive Pressure



121	Total Pressures	343
13	Direct Pressures	49
1.57s	Avg Pressure Duration	1.51s
45	Forced Turnovers	43
10.46s	Ball Recovery Time	18.47s
45	Pushing on into Pressing	141
97	Pushing on	282
18	Pressing Direction Inside	52
74	Pressing Direction Outside	202

**Most Direct Pressures**

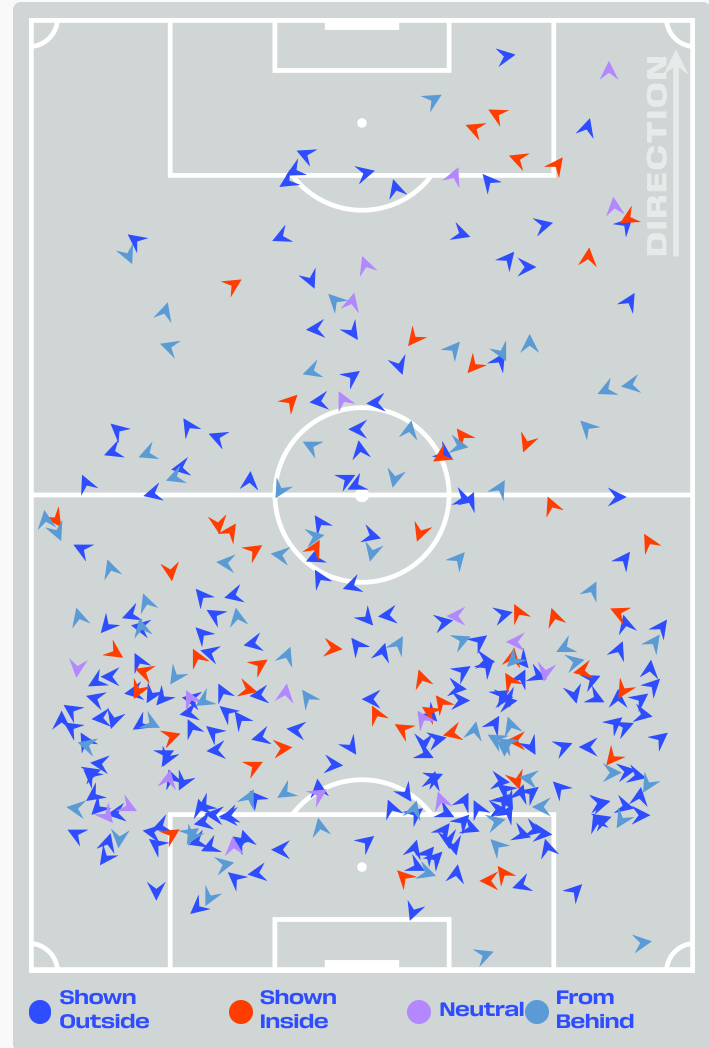
**3**

**Youri TIELEMANS**  
DEFENSIVE MIDFIELD CENTRE LEFT

**Most Direct Pressures**

**7**

**Saman GHODDOS**  
RIGHT CENTRE MIDFIELD



# GOALKEEPING



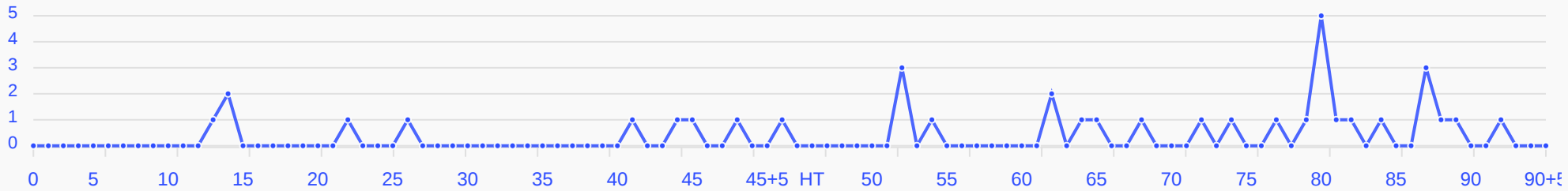
Belgium v IR Iran

# Goalkeeping Involvement



**Belgium**

### Belgium GK Involvement Timeline



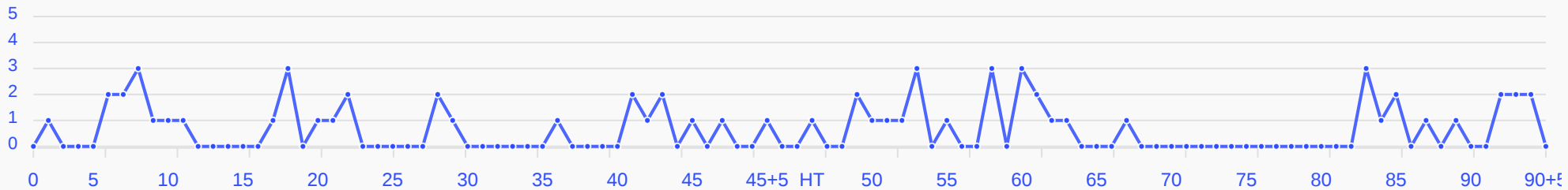
**39**

**Total Involvements**



**IR Iran**


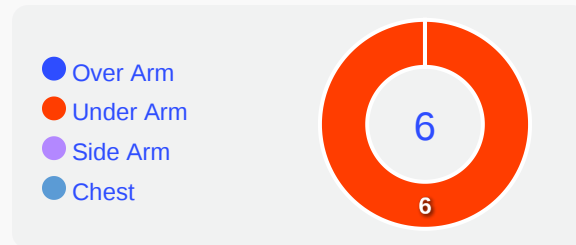
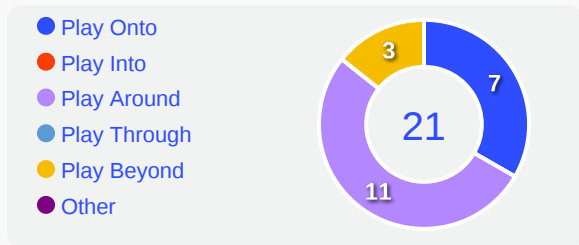
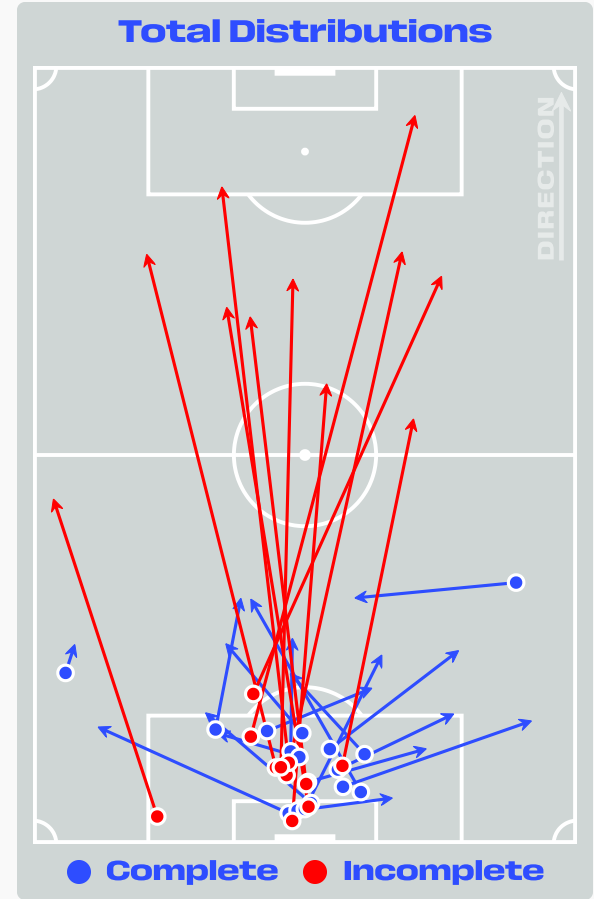
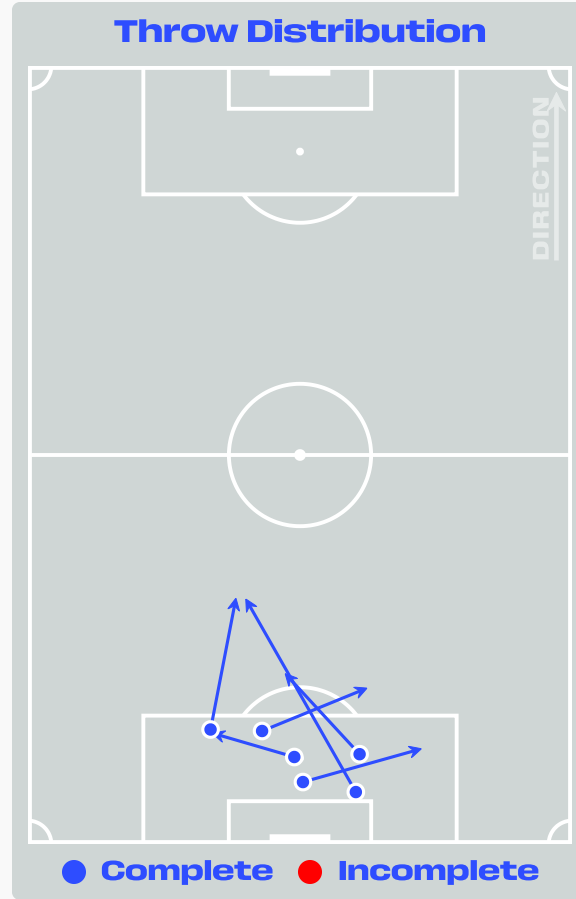
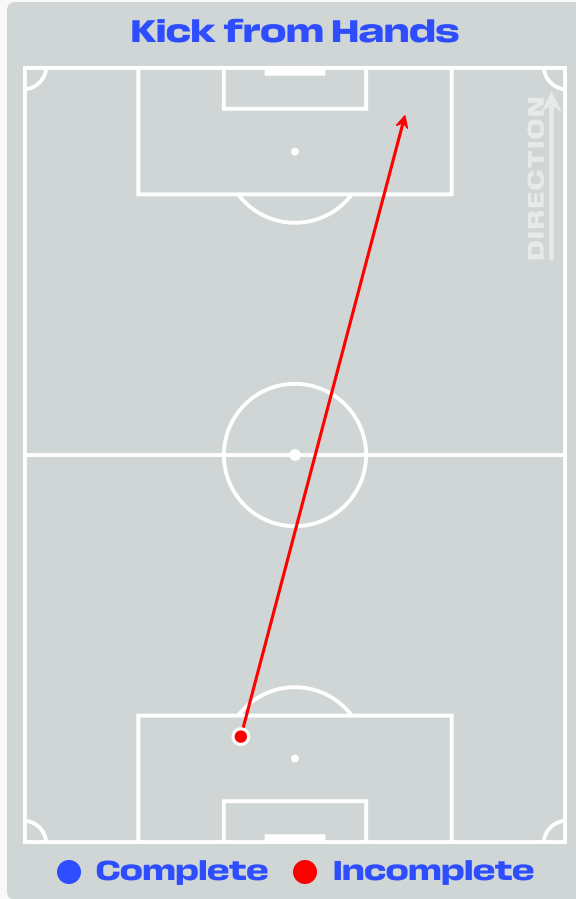
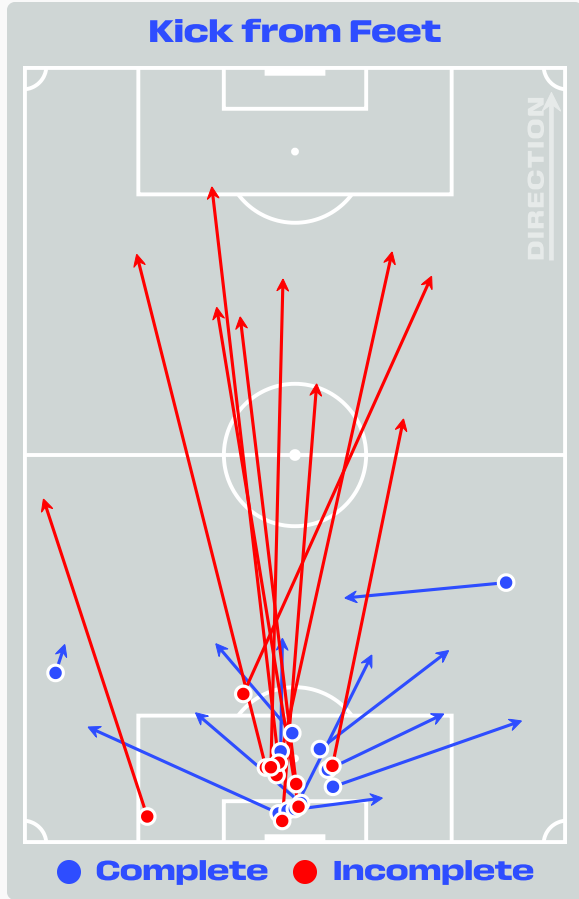
### IR Iran GK Involvement Timeline




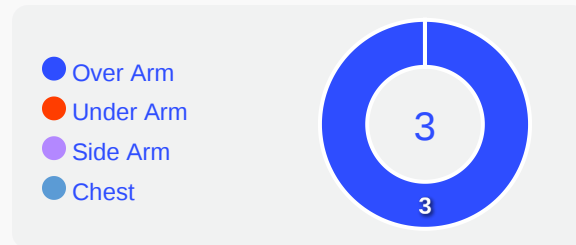
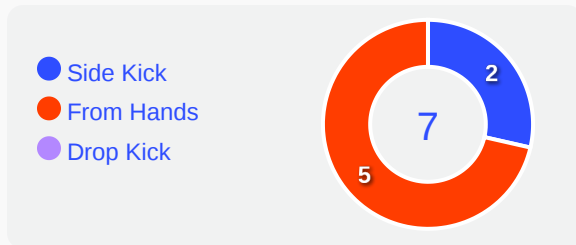
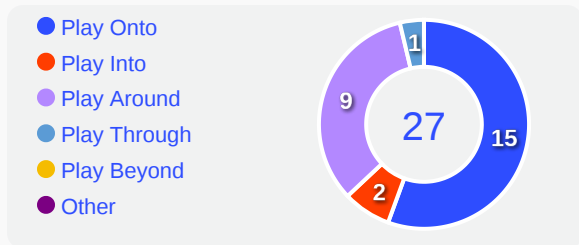
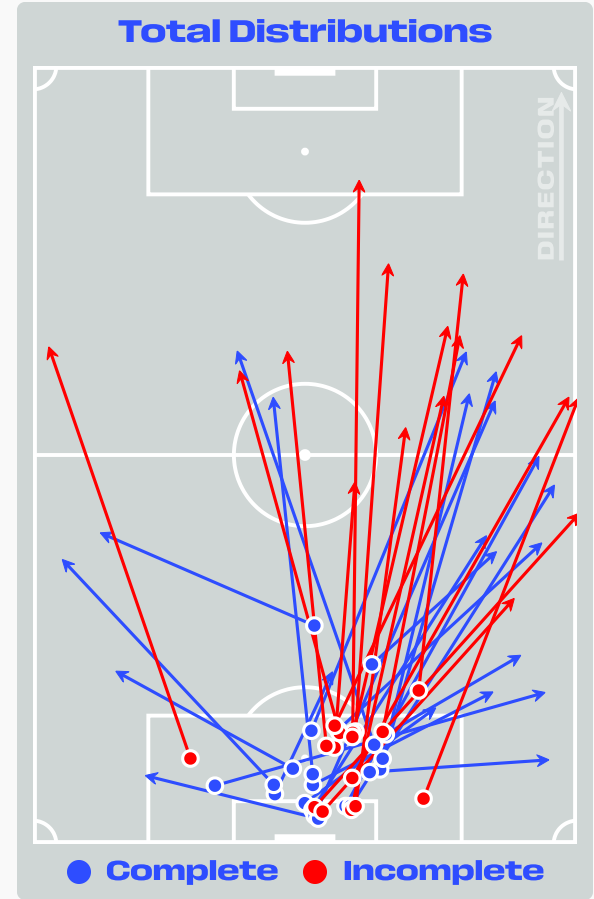
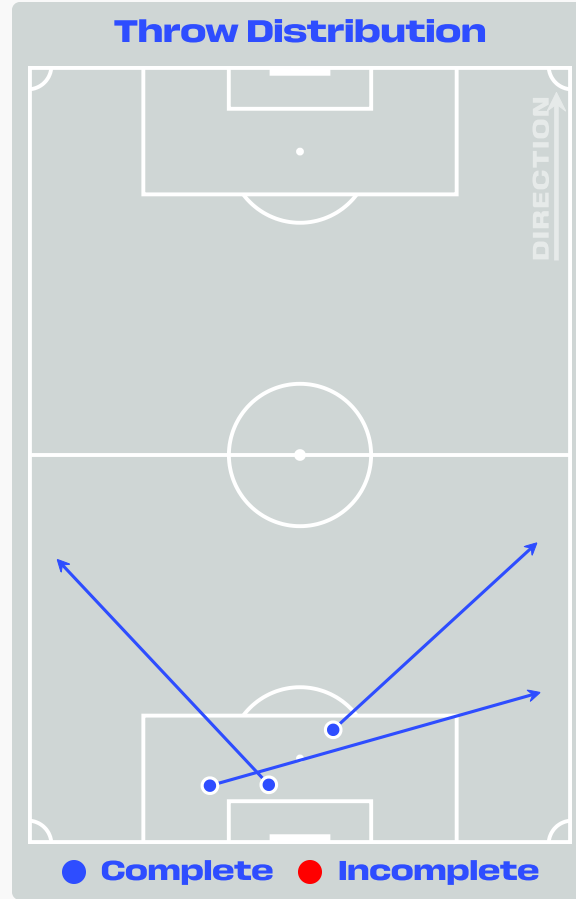
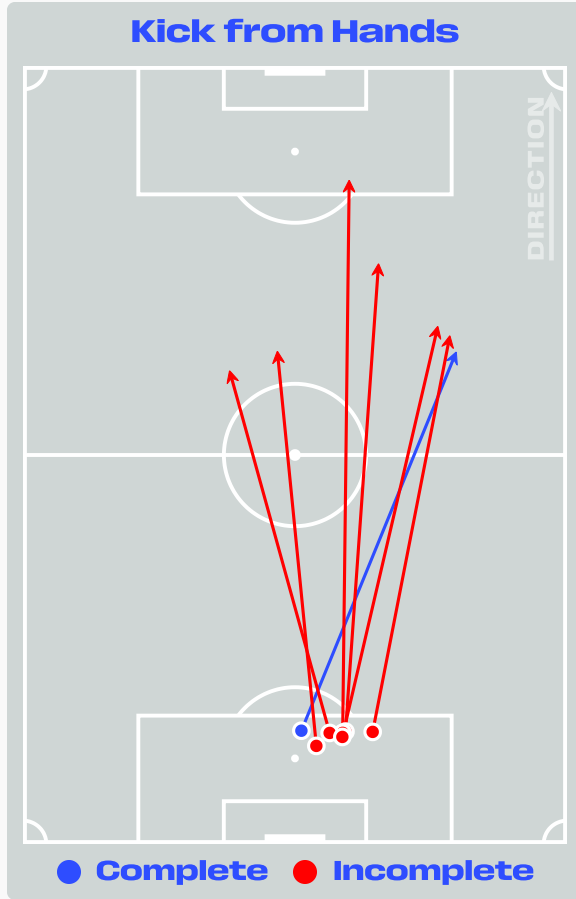
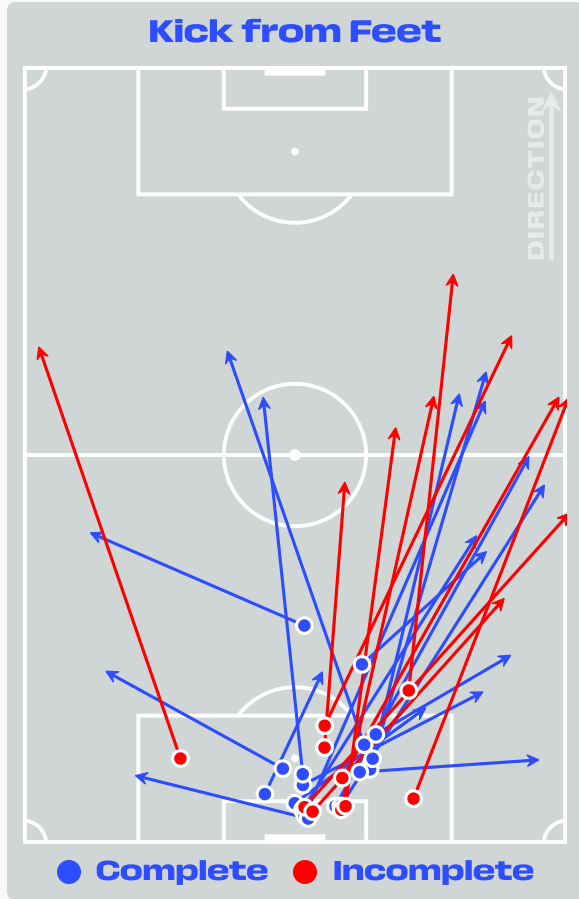
**66**

**Total Involvements**

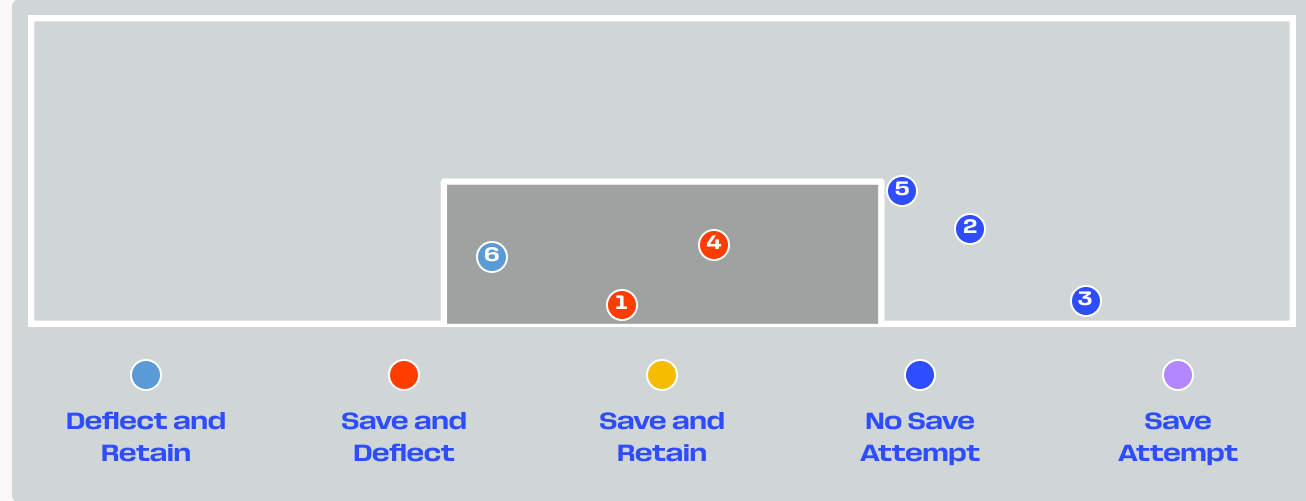
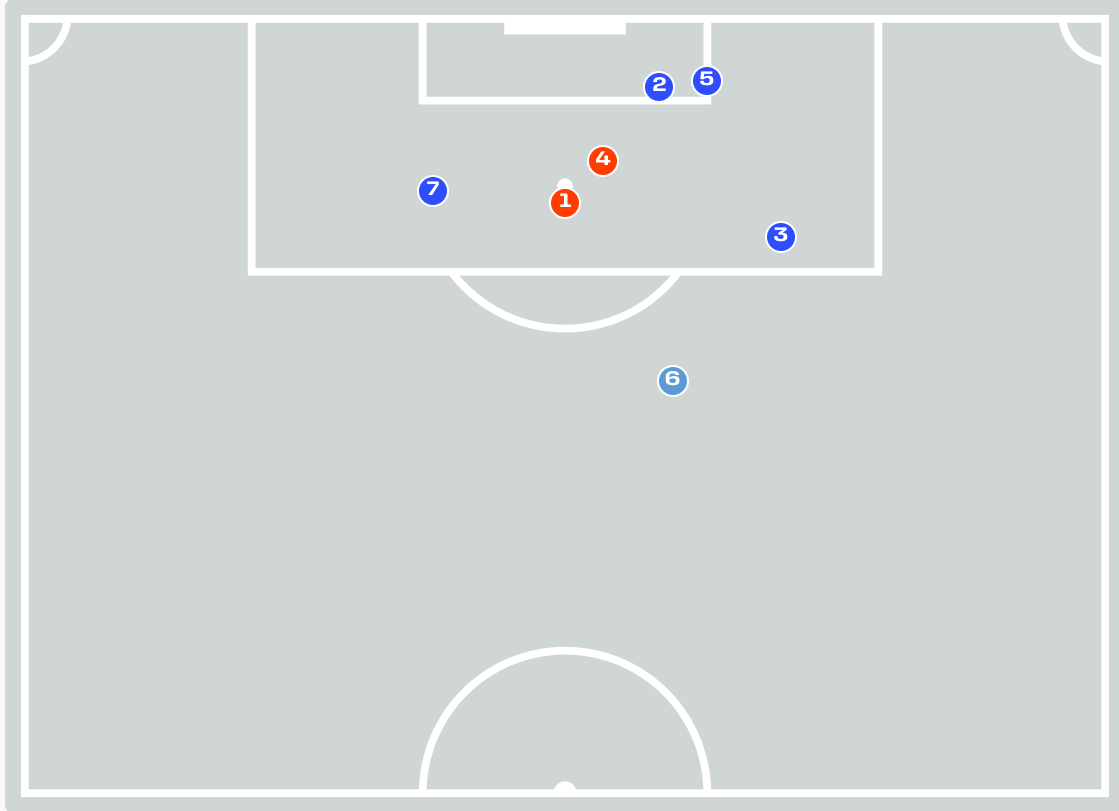
# Goalkeeping Distribution



# Goalkeeping Distribution

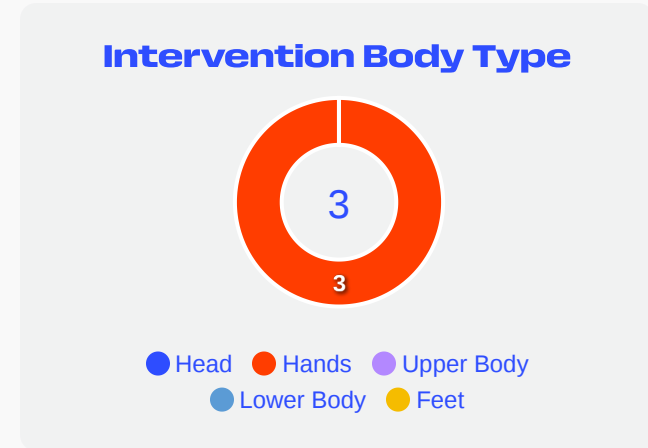
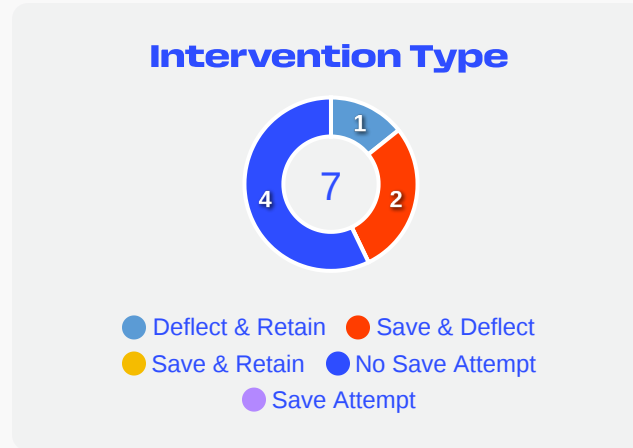


# Goal Prevention



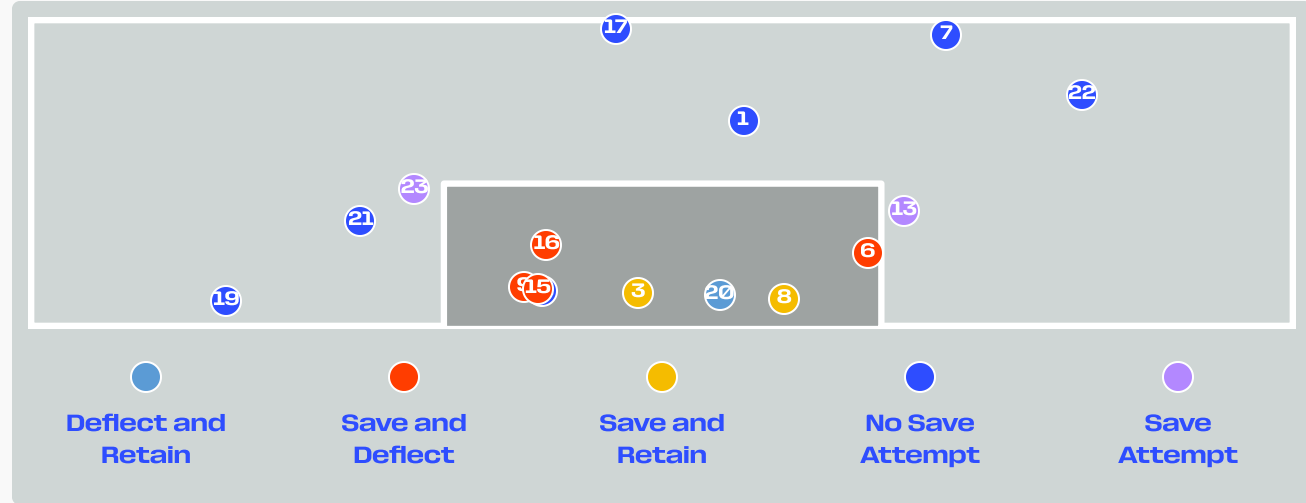
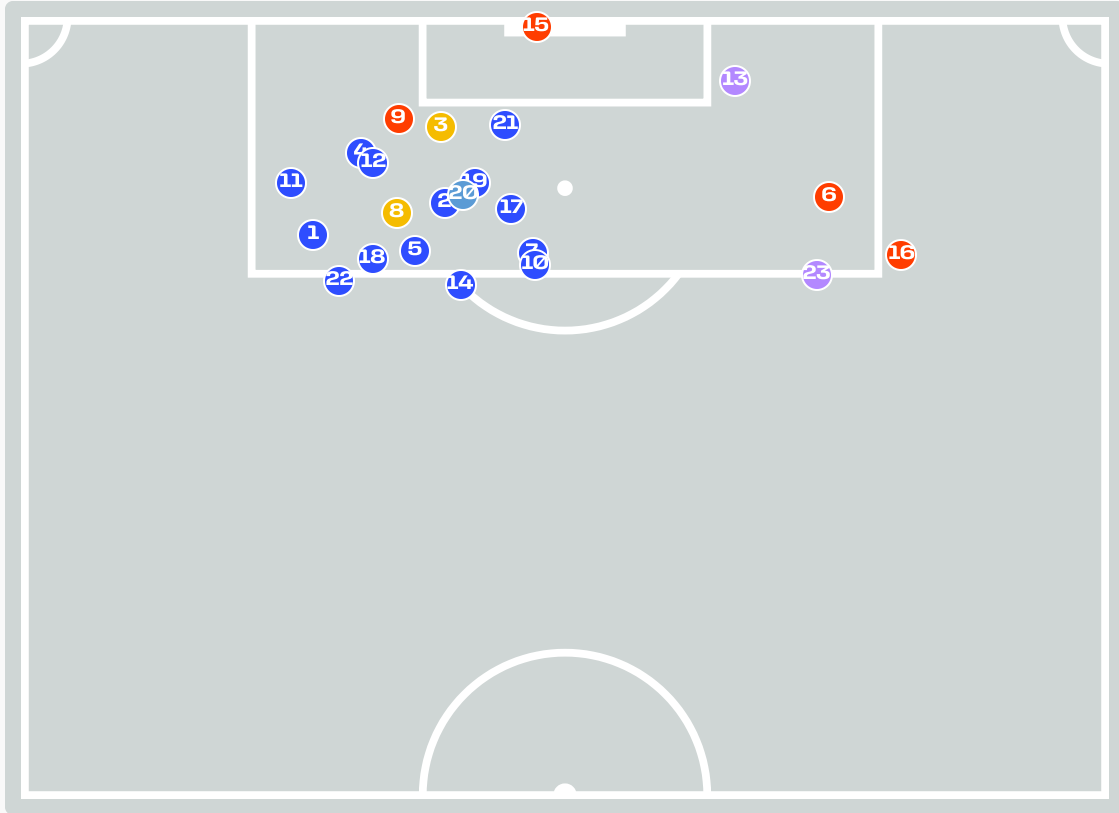
**7**  
Total Attempts on Goal Faced

**100**  
Save %



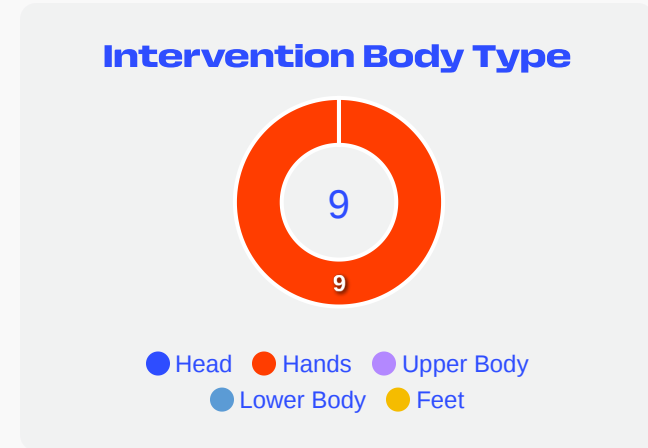
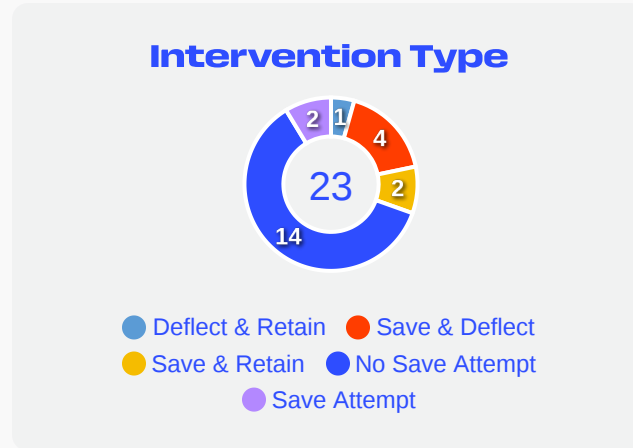
Total Attempts on Goal Faced	Total Goal Interventions	Save & Retain	Deflect & Retain	Save & Deflect	Save Attempt	No Save Attempt
7	2	0	1	2	0	4

# Goal Prevention



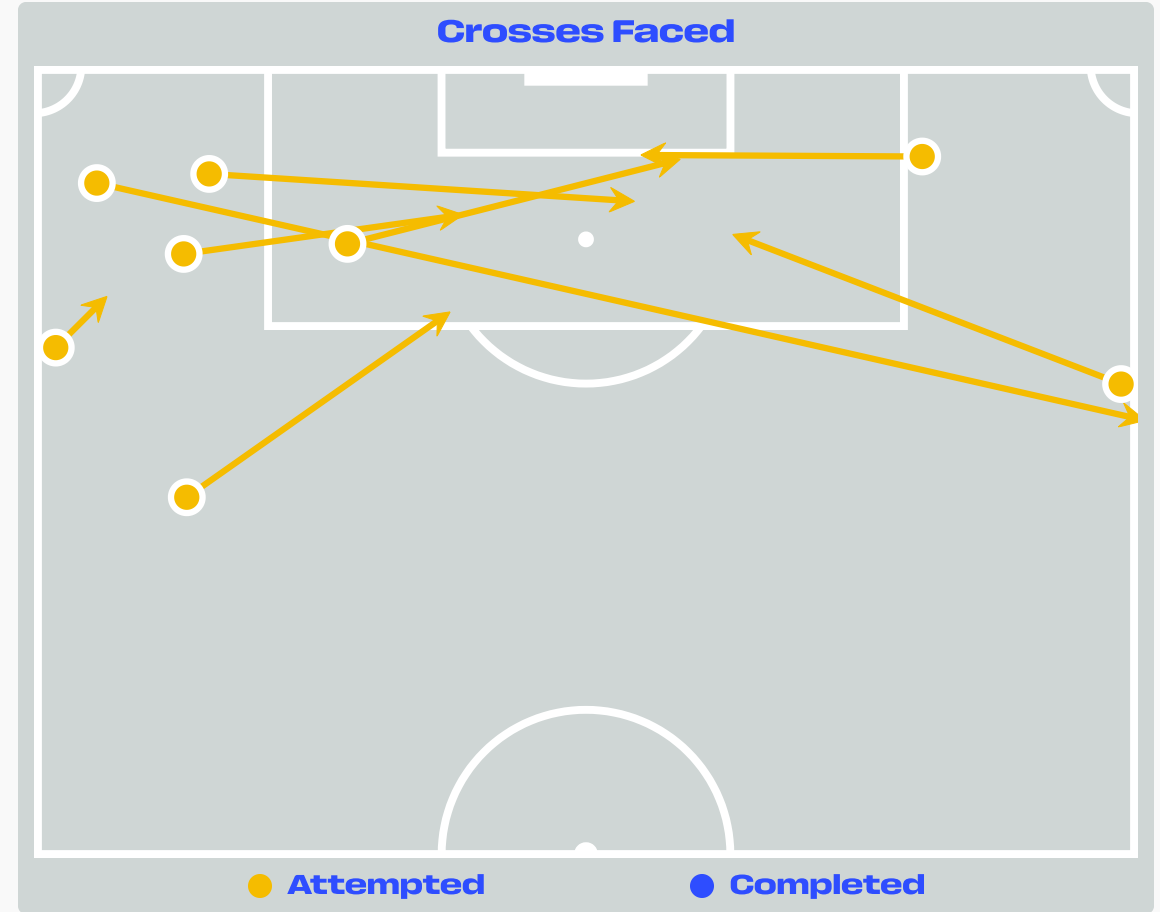


**23**  
Total Attempts on Goal Faced

**100**  
Save %



Total Attempts on Goal Faced	Total Goal Interventions	Save & Retain	Deflect & Retain	Save & Deflect	Save Attempt	No Save Attempt
23	6	2	1	4	2	14

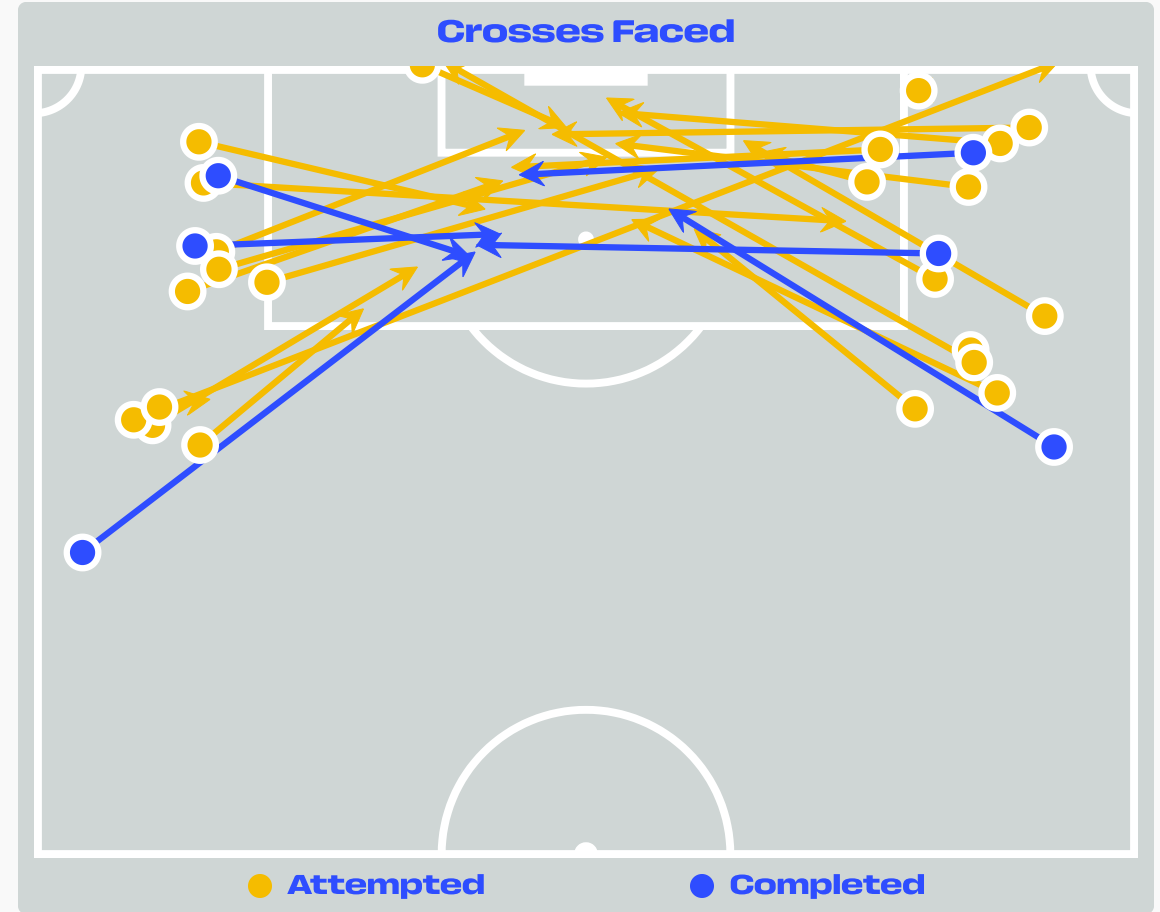


# Aerial Control



### Delivery Types Faced

Total	In Swing	Out Swing	Driven	Lofted	Cutback	Push
11	4	3	0	3	0	1

# Aerial Control



**Delivery Types Faced**

Total	In Swing	Out Swing	Driven	Lofted	Cutback	Push
35	11	10	2	8	1	3

# SET PLAYS



Belgium v IR Iran

# Set Plays

**44**  
**Total Set Plays**

**13**  
**Total Free Kicks**

**0**  
**Total Penalties**

**4**  
**Total Corners**

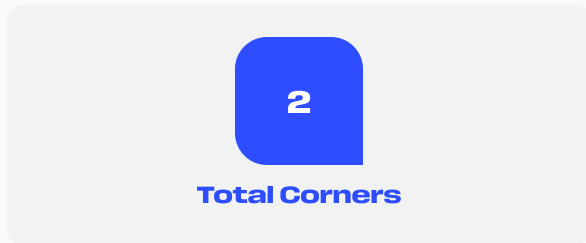
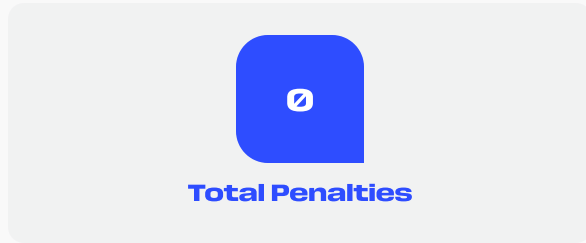
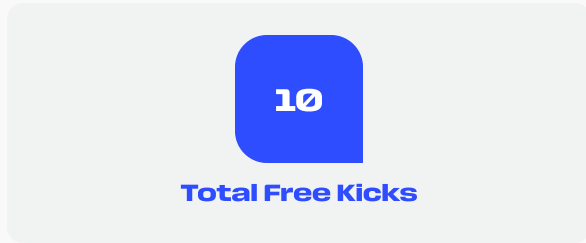
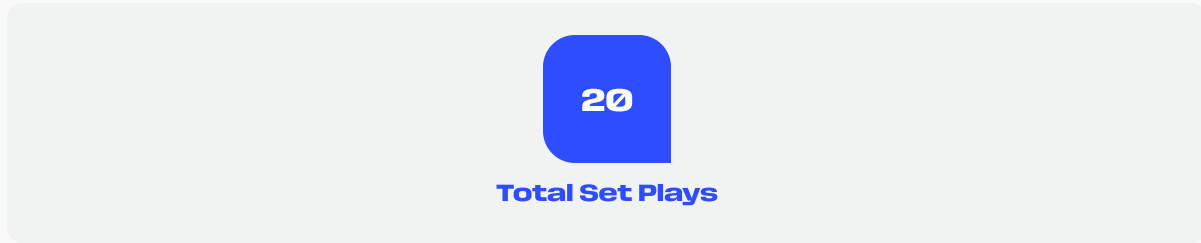
**27**  
**Total Throw Ins**

Free Kicks	
Type	Total
Direct	9
Direct (on target)	0
Direct (off target)	0
Indirect	4

Corners			
Delivery Type	From Left Side	From Right Side	Total
Direct to Area	2	2	4
Short	0	0	0
Edge of Penalty Area	0	0	0

Corners	
Delivery Style	Total
Inswing	2
Outswing	1
Driven	0
Lofted	1

# Set Plays



Free Kicks	
Type	Total
Direct	7
Direct (on target)	0
Direct (off target)	0
Indirect	3

Corners			
Delivery Type	From Left Side	From Right Side	Total
Direct to Area	2	0	2
Short	0	0	0
Edge of Penalty Area	0	0	0

Corners	
Delivery Style	Total
Inswing	2
Outswing	0
Driven	0
Lofted	0

# INDIVIDUAL DATA IN POSSESSION



Belgium v IR Iran

## In Possession - Distributions



#	Player	Passes Attempted	Passes Completed	Pass Completion %	Switches of Play	Crosses Attempted	Crosses Completed	Line Breaks Attempted	Line Breaks Completed	Line Break Completion %	Ball Progressions	Take Ons	Step Ins	Attempts at Goal	Goals
1	Thibaut COURTOIS	28	17	61%	0	0	0	12	1	8%	0	0	0	0	0
4	Brandon MECHELE	84	76	90%	0	0	0	20	14	70%	4	0	4	1	0
5	Maxim DE CUYPER	67	57	85%	0	3	0	11	8	73%	1	1	0	5	0
7	Kevin DE BRUYNE	50	42	84%	0	11	2	17	13	76%	2	2	0	5	0
8	Youri TIELEMANS	53	48	91%	0	4	1	22	14	64%	2	2	0	2	0
9	Romelu LUKAKU	13	9	69%	0	0	0	0	0	0%	0	0	0	1	0
10	Leandro TROSSARD	56	53	95%	1	5	2	15	14	93%	5	4	1	1	0
15	Thomas MEUNIER	46	37	80%	1	3	0	9	6	67%	2	1	1	0	0
22	Alexis SAELEMAEKERS	22	17	77%	0	1	1	7	6	86%	5	4	1	2	0
23	Nicolas RASKIN	65	61	94%	0	0	0	15	13	87%	2	1	1	0	0
25	Nathan NGOY	74	72	97%	2	0	0	13	13	100%	5	0	5	1	0
3	Arthur THEATE	9	9	100%	0	0	0	1	1	100%	0	0	0	0	0
14	Dodi LUKEBAKIO	10	9	90%	0	2	0	4	3	75%	2	2	0	2	0
20	Hans VANAKEN	25	23	92%	0	1	0	5	4	80%	1	1	0	2	0
21	Timothy CASTAGNE	32	30	94%	1	5	2	12	10	83%	0	0	0	0	0
26	Matias FERNANDEZ-PARDO	3	2	67%	0	0	0	0	0	0%	2	2	0	1	0

# In Possession - Offers & Receptions



			Offer movement types						
#	Player	Total Offers	In Front	In Between	Out to In	In to Out	In Behind	No Movement	Offers Received
1	Thibaut COURTOIS	6	0	0	0	0	0	6	4
4	Brandon MECHELE	28	6	1	0	0	1	20	12
5	Maxim DE CUYPER	25	7	1	1	0	12	4	11
7	Kevin DE BRUYNE	74	15	11	0	2	31	15	29
8	Youri TIELEMANS	71	34	11	0	0	22	4	23
9	Romelu LUKAKU	72	2	41	3	0	26	0	16
10	Leandro TROSSARD	35	11	9	2	1	10	2	10
15	Thomas MEUNIER	25	7	2	0	0	11	5	8
22	Alexis SAELEMAEKERS	48	14	10	2	0	14	8	8
23	Nicolas RASKIN	44	21	6	0	0	1	16	30
25	Nathan NGOY	7	1	0	0	0	0	6	5
3	Arthur THEATE	6	3	0	0	0	0	3	2
14	Dodi LUKEBAKIO	22	2	3	0	0	13	4	7
20	Hans VANAKEN	21	8	8	1	1	1	2	15
21	Timothy CASTAGNE	20	5	0	2	0	9	4	5
26	Matias FERNANDEZ-PARDO	8	0	0	0	1	7	0	3

## In Possession - Distributions

#	Player	Passes Attempted	Passes Completed	Pass Completion %	Switches of Play	Crosses Attempted	Crosses Completed	Line Breaks Attempted	Line Breaks Completed	Line Break Completion %	Ball Progressions	Take Ons	Step Ins	Attempts at Goal	Goals
1	Alireza BEIRANVAND	37	21	57%	1	0	0	24	12	50%	0	0	0	0	0
2	Saleh HARDANI	6	2	33%	0	0	0	4	0	0%	1	1	0	0	0
3	Ehsan HAJISAFI	12	3	25%	0	1	0	6	0	0%	1	1	0	0	0
4	Shoja KHALILZADEH	34	33	97%	0	0	0	3	2	67%	0	0	0	1	0
6	Saeid EZATOLAHI	25	18	72%	0	0	0	7	3	43%	0	0	0	2	0
8	Mohammad MOHEBBI	12	7	58%	0	0	0	2	0	0%	1	1	0	0	0
9	Mehdi TAREMI	15	11	73%	0	0	0	5	2	40%	1	1	0	1	0
13	Hossein KANANI	18	17	94%	1	0	0	5	4	80%	1	0	1	1	0
14	Saman GHODDOS	19	14	74%	0	0	0	5	3	60%	1	1	0	0	0
19	Ali NEMATI	23	21	91%	1	1	0	5	3	60%	1	0	1	0	0
23	Ramin REZAEIAN	21	13	62%	0	4	2	11	3	27%	0	0	0	0	0
5	Milad MOHAMMADI	15	13	87%	0	1	0	4	3	75%	1	1	0	0	0
7	Alireza JAHANBAKHSH	11	7	64%	0	1	0	2	1	50%	1	1	0	1	0
16	Mehdi TORABI	20	17	85%	0	2	0	7	4	57%	0	0	0	0	0
18	Amirhossein HOSSEINZADEH	5	2	40%	0	0	0	2	0	0%	0	0	0	1	0
20	Shahriyar MOGHANLOO	2	2	100%	0	1	0	0	0	0%	0	0	0	0	0

# In Possession - Offers & Receptions

			Offer movement types						
#	Player	Total Offers	In Front	In Between	Out to In	In to Out	In Behind	No Movement	Offers Received
1	Alireza BEIRANVAND	5	0	0	0	0	0	5	2
2	Saleh HARDANI	5	0	0	0	0	2	3	1
3	Ehsan HAJISAFI	5	0	1	0	0	0	4	1
4	Shoja KHALILZADEH	6	0	0	0	0	0	6	5
6	Saeid EZATOLAHI	19	9	3	0	0	1	6	9
8	Mohammad MOHEBBI	13	0	2	1	0	8	2	2
9	Mehdi TAREMI	18	3	1	0	2	12	0	3
13	Hossein KANANI	0	0	0	0	0	0	0	0
14	Saman GHODDOS	7	3	2	0	0	1	1	5
19	Ali NEMATI	10	2	0	0	0	3	5	2
23	Ramin REZAEIAN	18	6	1	0	0	4	7	5
5	Milad MOHAMMADI	11	0	0	0	1	9	1	2
7	Alireza JAHANBAKHSH	32	6	4	3	1	13	5	4
16	Mehdi TORABI	15	4	5	0	1	3	2	7
18	Amirhossein HOSSEINZADEH	4	2	1	0	0	1	0	3
20	Shahriyar MOGHANLOO	2	0	0	0	0	2	0	0

# INDIVIDUAL DATA OUT OF POSSESSION



Belgium v IR Iran



## Out of Possession



#	Player	Tackles Made / Won	Blocks	Interceptions	Pressing Direct	Pressing Indirect	Duels Won - Aerial	Duels Won - Physical	Possession Contests won	Clearances	Loose Ball Receptions	Pushing On	Pushing On into Pressing	Possession Regains	Possession Interrupted
1	Alireza BEIRANVAND	0 / 0	0	1	0	0	0	0	0	0	6	0	0	12	0
2	Saleh HARDANI	4 / 1	2	1	4	24	0	0	0	3	1	34	18	4	4
3	Ehsan HAJISAFI	2 / 1	0	2	2	21	0	0	0	3	3	28	10	3	2
4	Shoja KHALILZADEH	4 / 0	5	1	6	4	6	0	6	12	4	14	3	3	12
6	Saeid EZATOLAHI	4 / 2	10	1	6	33	1	0	1	3	4	33	15	10	4
8	Mohammad MOHEBBI	4 / 0	1	1	3	50	2	0	2	2	3	31	21	4	2
9	Mehdi TAREMI	2 / 0	1	0	5	38	6	0	6	1	9	18	13	1	0
13	Hossein KANANI	3 / 0	6	1	3	9	1	0	1	7	2	12	4	4	8
14	Saman GHODDOS	5 / 1	1	0	7	34	0	0	0	5	7	18	11	2	6
19	Ali NEMATI	2 / 0	4	0	4	5	2	0	2	9	3	18	6	5	6
23	Ramin REZAEIAN	0 / 0	1	0	1	30	2	0	3	2	4	34	18	0	1
5	Milad MOHAMMADI	2 / 0	1	1	4	4	0	0	0	0	2	11	7	2	1
7	Alireza JAHANBAKHSH	3 / 1	2	1	0	18	1	0	2	1	0	13	9	3	0
16	Mehdi TORABI	4 / 0	1	1	1	12	0	0	0	0	1	8	3	1	1
18	Amirhossein HOSSEINZADEH	2 / 1	0	0	1	6	0	0	0	0	1	3	1	1	0
20	Shahriyar MOGHANLOO	1 / 0	0	0	2	6	1	0	1	0	1	7	2	0	0

# INDIVIDUAL DATA PHYSICAL



Belgium v IR Iran

## Physical Data



#	Player	Total Distance (m)	Zone 1: 0-7 km/h (m)	Zone 2: 7-15 km/h (m)	Zone 3: 15-20 km/h (m)	Zone 4: 20-25 km/h (m)	Zone 5: 25+ km/h (m)	High Speed Runs (Zone 3)	Sprints (Zone 4 & 5)	Top Speed (km/h)
1	Thibaut COURTOIS	4478.5	3613.6	743.2	84.8	35.1	1.7	8.0	2.0	25.1
4	Brandon MECHELE	10703.0	3585.2	5085.0	1538.4	347.5	146.8	127.0	32.0	30.1
5	Maxim DE CUYPER	11290.0	3512.0	5335.6	1716.7	561.3	164.4	146.0	45.0	30.5
7	Kevin DE BRUYNE	10013.3	3904.0	4041.8	1443.0	446.2	178.3	125.0	37.0	30.7
8	Youri TIELEMANS	11521.7	3599.1	5449.9	1706.9	655.0	110.9	149.0	48.0	28.8
9	Romelu LUKAKU	6133.2	3307.0	2180.6	446.9	144.9	53.8	37.0	13.0	29.0
10	Leandro TROSSARD	11106.6	3740.7	5065.5	1688.2	515.3	96.9	143.0	42.0	29.8
15	Thomas MEUNIER	7632.5	2244.6	3427.3	1181.9	590.9	187.8	102.0	49.0	29.4
22	Alexis SAELEMAEKERS	6960.3	2620.6	2821.3	945.6	462.6	110.1	70.0	32.0	32.7
23	Nicolas RASKIN	7143.4	2369.4	3654.3	913.0	206.8	0	86.0	17.0	25.0
25	Nathan NGOY	7229.4	2985.8	3107.5	839.8	239.4	57.0	78.0	21.0	31.0
3	Arthur THEATE	2586.9	955.3	1248.2	256.5	104.7	22.1	22.0	9.0	29.7
14	Dodi LUKEBAKIO	4193.4	1356.7	1931.9	571.2	282.1	51.5	50.0	27.0	28.5
20	Hans VANAKEN	4462.7	1551.1	1983.1	693.2	184.4	50.9	60.0	13.0	27.7
21	Timothy CASTAGNE	5100.9	1310.9	2286.8	1045.3	371.1	86.8	88.0	31.0	29.7
26	Matias FERNANDEZ-PARDO	1189.8	364.8	493.5	179.2	96.7	55.6	17.0	8.0	34.4

## Physical Data



#	Player	Total Distance (m)	Zone 1: 0-7 km/h (m)	Zone 2: 7-15 km/h (m)	Zone 3: 15-20 km/h (m)	Zone 4: 20-25 km/h (m)	Zone 5: 25+ km/h (m)	High Speed Runs (Zone 3)	Sprints (Zone 4 & 5)	Top Speed (km/h)
1	Alireza BEIRANVAND	4197.8	3759.4	412.2	26.2	0	0	3.0	0	17.9
2	Saleh HARDANI	5086.1	2184.8	2108.0	528.4	197.7	67.3	50.0	17.0	29.8
3	Ehsan HAJISAFI	8042.7	2871.9	3626.2	1081.8	382.8	80.0	93.0	33.0	28.2
4	Shoja KHALILZADEH	9163.2	4678.4	3271.8	861.8	244.4	106.8	71.0	24.0	30.1
6	Saeid EZATOLAHI	9882.3	3774.9	4494.5	1366.8	216.3	29.8	118.0	17.0	26.5
8	Mohammad MOHEBBI	8659.3	2827.8	3317.5	1565.0	723.6	225.3	132.0	55.0	30.5
9	Mehdi TAREMI	10415.0	4090.1	4061.6	1321.9	686.1	255.4	121.0	59.0	30.5
13	Hossein KANANI	9376.5	4392.4	3937.2	826.9	193.0	27.0	70.0	14.0	28.0
14	Saman GHODDOS	9475.7	2816.6	4711.8	1449.5	431.2	66.7	119.0	35.0	29.4
19	Ali NEMATI	10522.0	4338.2	4177.1	1268.2	486.9	251.6	126.0	41.0	32.9
23	Ramin REZAEIAN	11597.8	3748.0	5360.8	1778.2	610.1	100.7	154.0	47.0	29.1
5	Milad MOHAMMADI	3423.9	1178.2	1388.9	551.4	218.5	86.9	48.0	20.0	29.0
7	Alireza JAHANBAKHSR	5639.8	2124.6	2181.4	918.6	320.5	94.7	72.0	25.0	30.1
16	Mehdi TORABI	3461.7	1254.6	1237.8	699.0	256.6	13.7	65.0	18.0	27.6
18	Amirhossein HOSSEINZADEH	1288.1	313.4	590.3	292.1	84.8	7.5	24.0	8.0	26.0
20	Shahriyar MOGHANLOO	2345.7	586.7	1159.4	414.9	182.8	1.9	38.0	12.0	25.3



TM