



Tunisia 0 - 4 Japan

Group F - Match 36

20 June 2026

22:00 Kick Off

Monterrey Stadium

POST MATCH SUMMARY REPORT

Match Summary - Teams



0 - 4

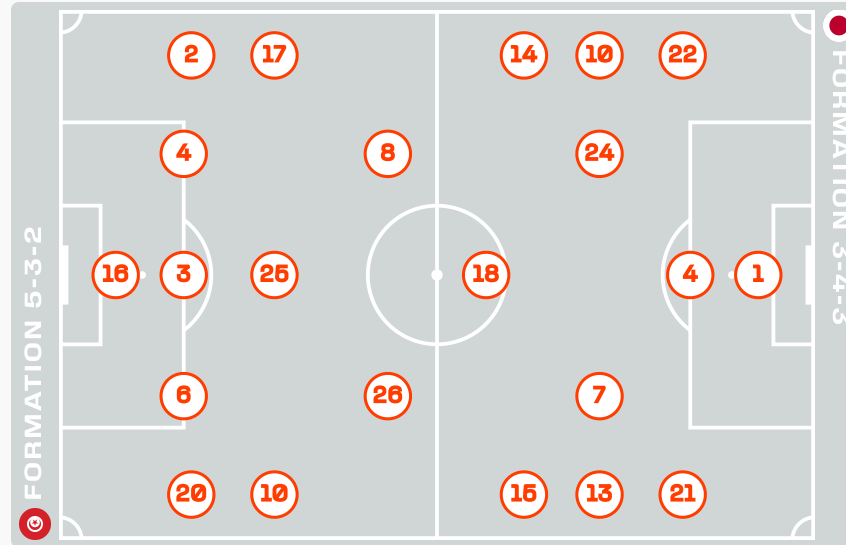


STARTING

- 16 GK Aymen DAHMEN
- 2 DF Ali ABDI ↓ 90+1'
- 3 DF Montassar TALBI
- 4 DF Omar REKIK
- 6 DF Dylan BRONN ↓ 45'
- 8 FW Elias SAAD ↓ 45'
- 10 MF Hannibal MEJBRI
- 17 MF Ellyes SKHIRI ↓ 90+1'
- 20 DF Yan VALERY
- 25 MF Anis SLIMANE
- 26 MF Sebastian TOUNEKTI ↓ 64'

SUBSTITUTES

- 1 GK Mouhib CHAMAKH
- 22 GK Sabri BEN HESSEN
- 5 DF Adam AROUS
- 7 FW Elias ACHOURI ↑ 90+1'
- 9 FW Hazem MASTOURI
- 11 MF Ismael GHARBI ↑ 45'
- 12 DF Mortadha BEN OUANES
- 13 MF Rani KHEDIRA ↑ 90+1'
- 14 MF Khalil AVARI
- 15 MF Mohamed HADJ MAHMOUD
- 18 FW Rayan ELLOUMI
- 19 FW Firas CHAOUAT ↑ 64'
- 21 DF Mohamed Amine BEN HMIDA ↑ 45'
- 23 DF Moutaz NEFFATI
- 24 DF Raed CHIKHAOUI



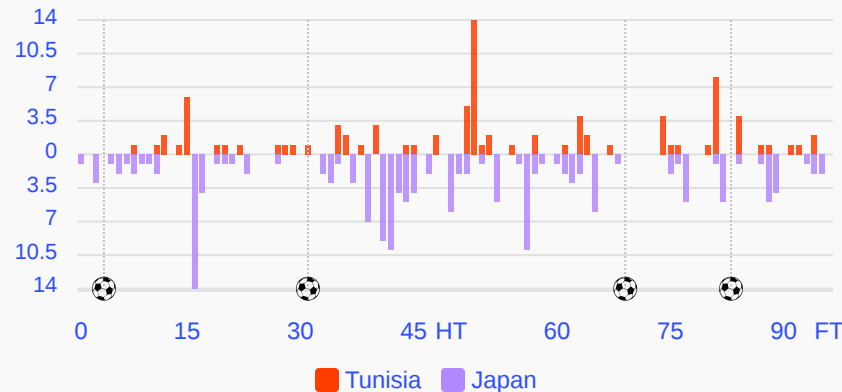
STARTING

- Zion SUZUKI GK 1
- Kou ITAKURA DF 4
- Ao TANAKA MF 7
- ↓ 74' Ritsu DOAN MF 10
- ↓ 79' Keito NAKAMURA MF 13
- ⚽ 69' Junya ITO MF 14
- ↓ 73' ⚽ 4' Daichi KAMADA MF 15
- ↓ 85' ⚽ 83' ⚽ 31' Ayase UEDA FW 18
- Hiroki ITO DF 21
- ↓ 79' Takehiro TOMIVASU DF 22
- Kaishu SANO MF 24

SUBSTITUTES

- Keisuke OSAKO GK 12
- Tomoki HAYAKAWA GK 23
- ↑ 74' Yukinari SUGAWARA DF 2
- Shogo TANGUCHI DF 3
- Vuto NAGATOMO DF 5
- Shuto MACHINO FW 6
- Takefusa KUBO MF 8
- ↑ 85' Keisuke GOTO FW 9
- Daizen MAEDA MF 11
- Tsuyoshi WATANABE DF 16
- ↑ 79' Yuito SUZUKI MF 17
- Koki OGAWA FW 19
- ↑ 79' Ayumu SEKO DF 20
- ↑ 73' Junnosuke SUZUKI DF 25
- Kento SHIOGAI FW 26

Distribution in the Final Third



Match Summary - Key Statistics



0 - 4



Possession

Total	36.4%	8.5%	55.1%	Total
0	Goals			4
0.02	xG (Expected Goals)			1.36
2 (0)	Attempts at Goal (On Target)			10 (4)
376 (305)	Total Passes (Complete)			593 (535)
81 %	Pass Completion %			90 %
58	Completed Line Breaks			85
6	Defensive Line Breaks			10
55	Receptions in the Final Third			119
9	Crosses			12
13	Ball Progressions			17
233 (35)	Defensive Pressures Applied (Direct Pressures)			219 (50)
34	Forced Turnovers			35
45	Second Balls			52
112.4 km	Total Distance Covered			112.2 km
5.5 km	Zone 4 - Low Speed Sprinting: 20-25 km/h			5.3 km



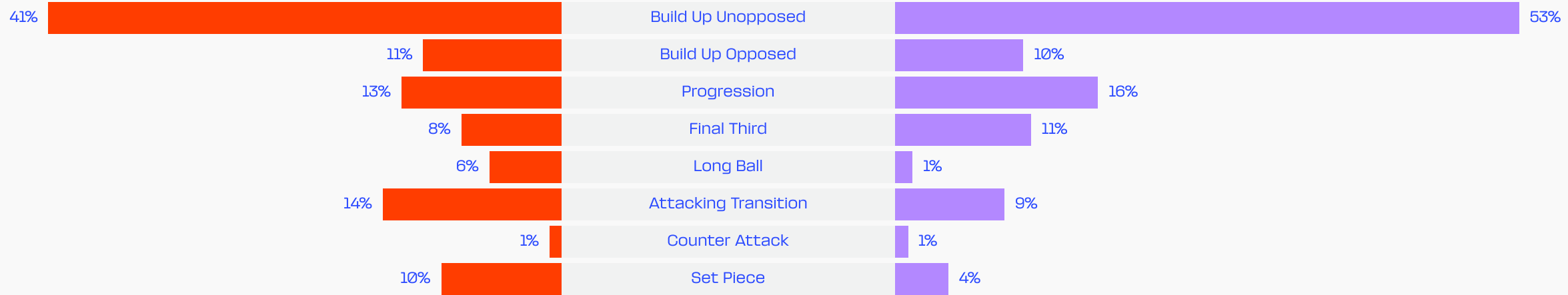
Tunisia

Phases of Play

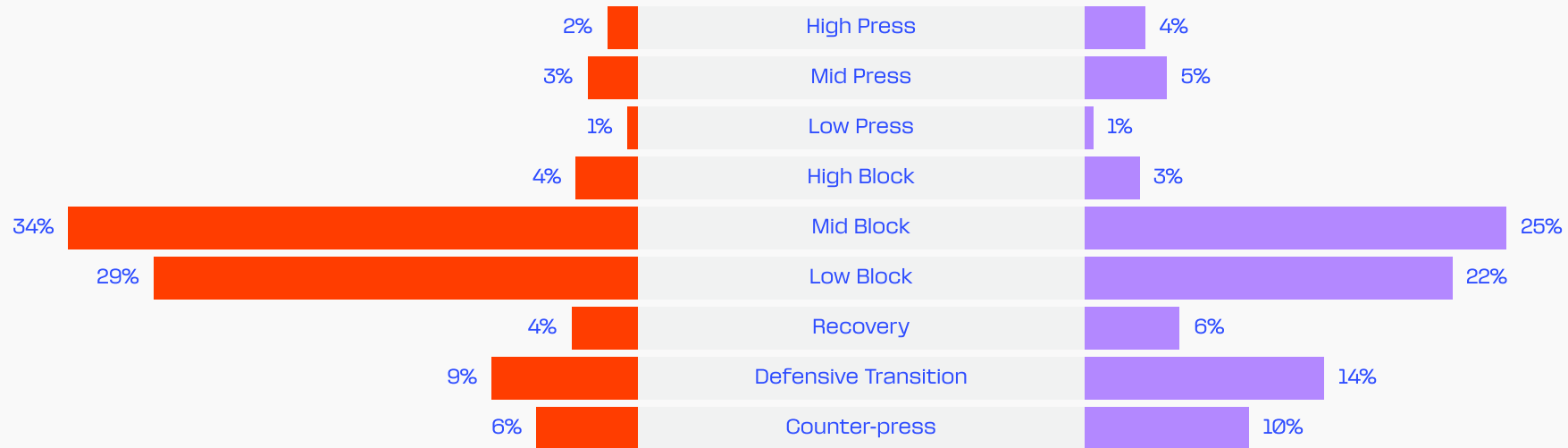
Japan



IN POSSESSION



OUT OF POSSESSION

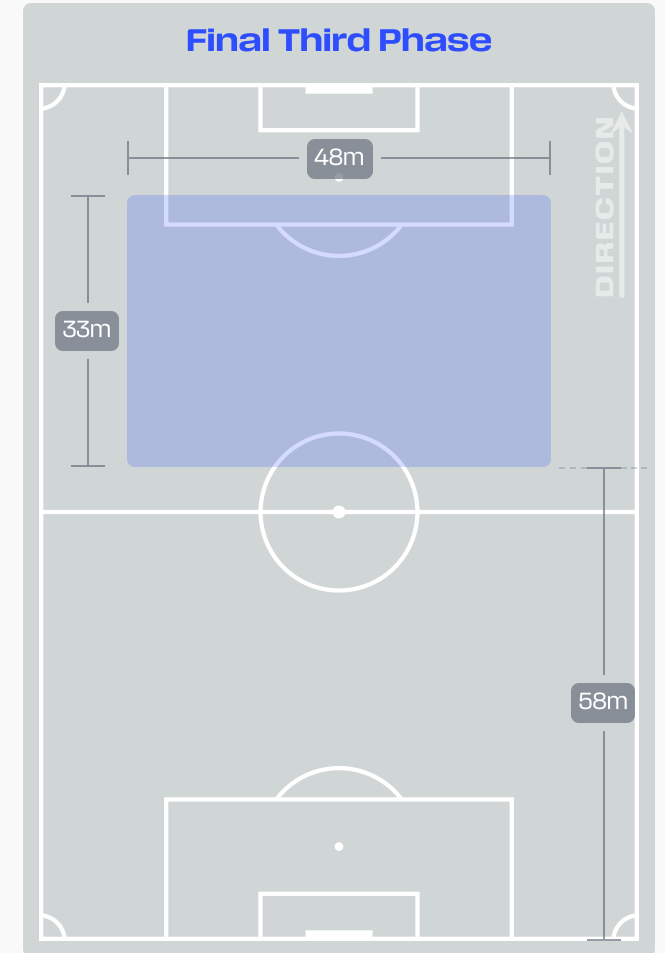
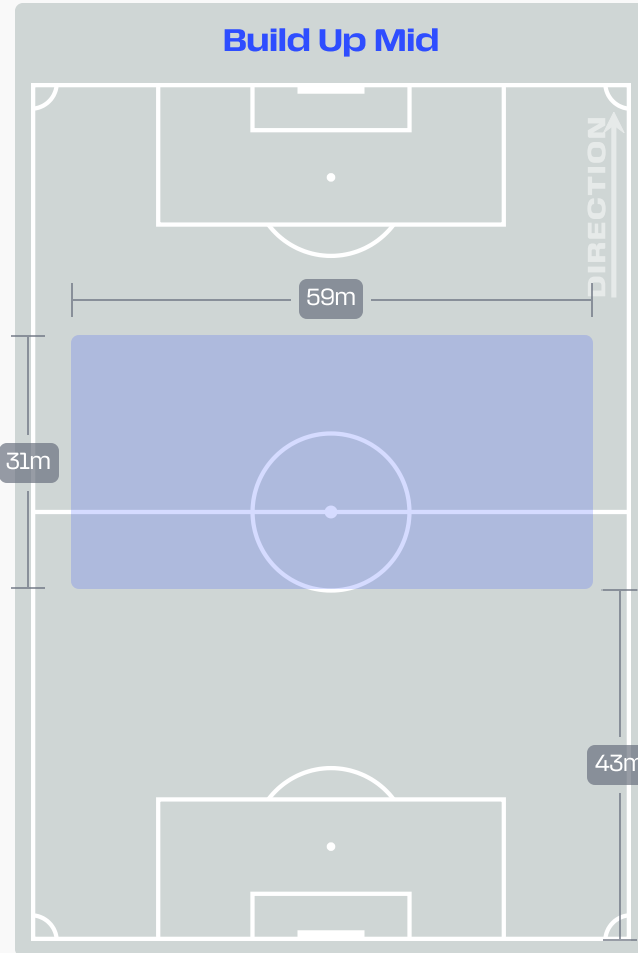
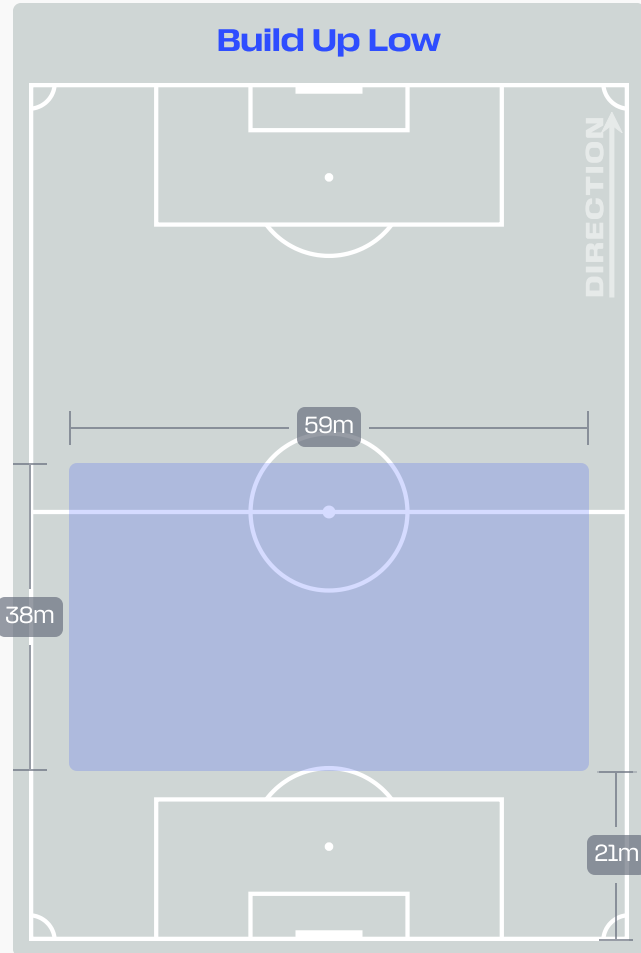


IN POSSESSION

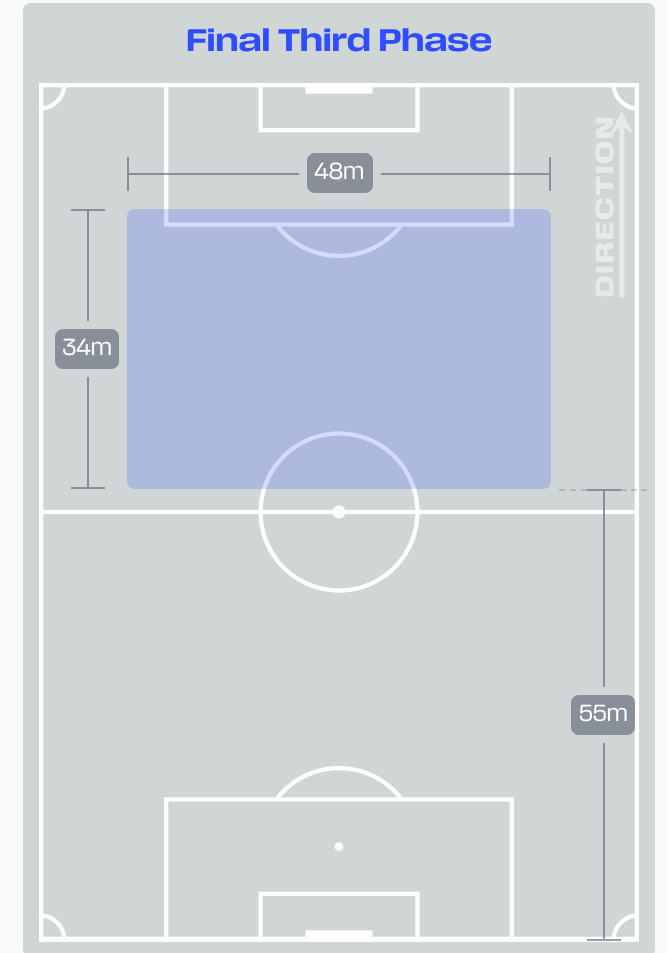
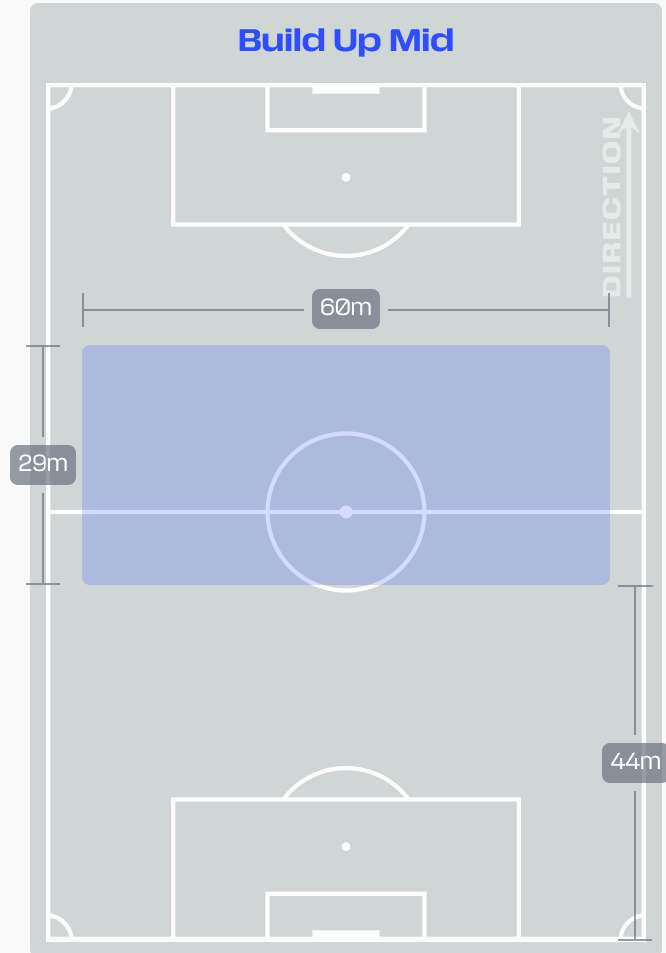
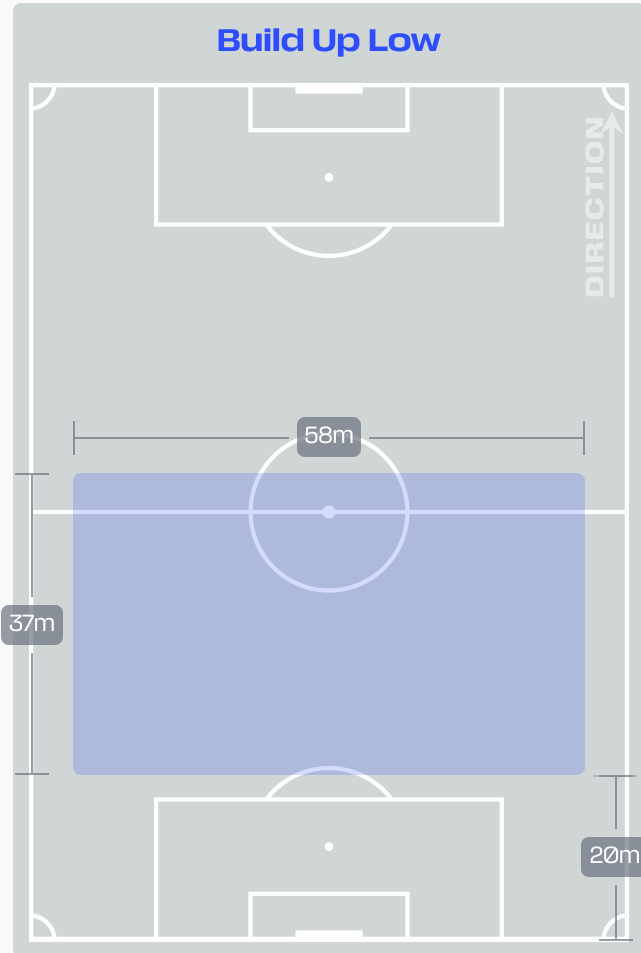


Tunisia v Japan

In Possession Line Height & Team Length



In Possession Line Height & Team Length



Line Breaks

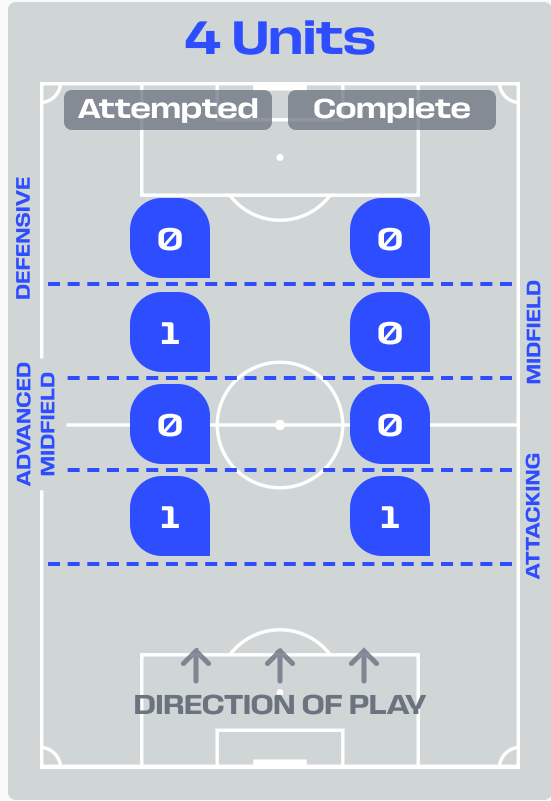


Attempted Line Breaks
104

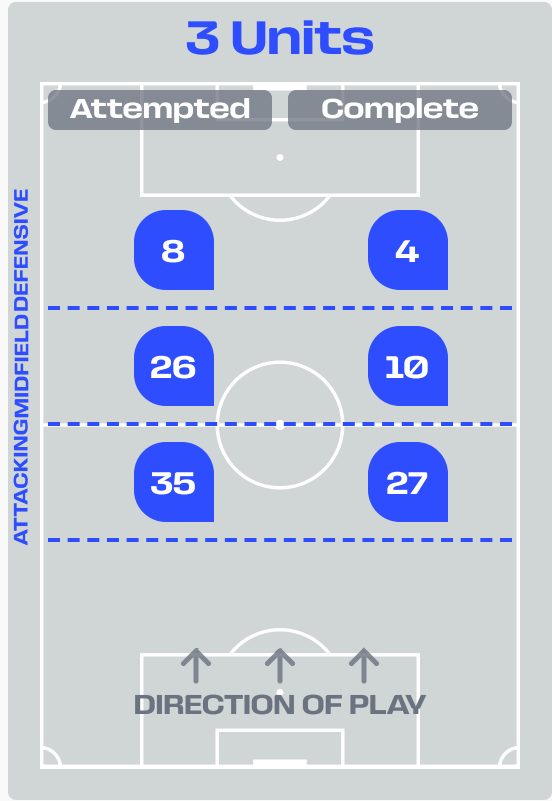
21 Attempted 20 Complete

31 Attempted 26 Complete

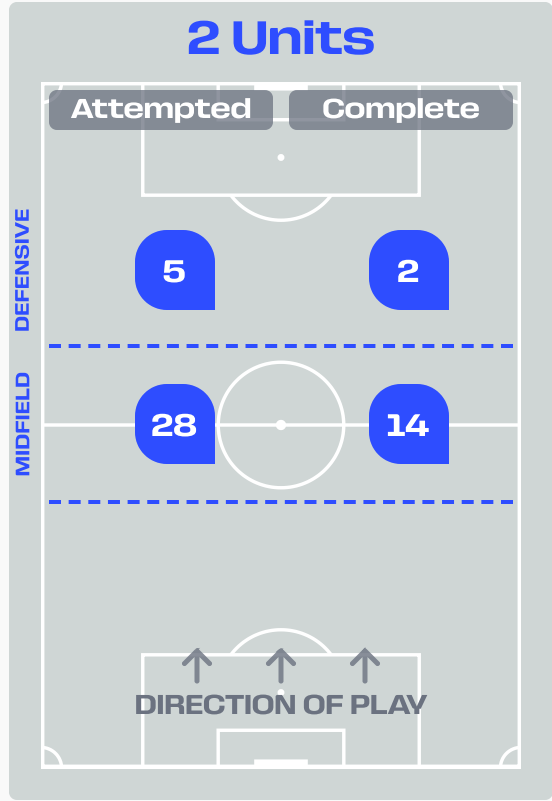
52 Attempted 12 Complete



Attempted Line Breaks	2
Inside Shape	1
Outside Shape	1



Attempted Line Breaks	69
Inside Shape	50
Outside Shape	19



Attempted Line Breaks	33
Inside Shape	24
Outside Shape	9

Line Breaks

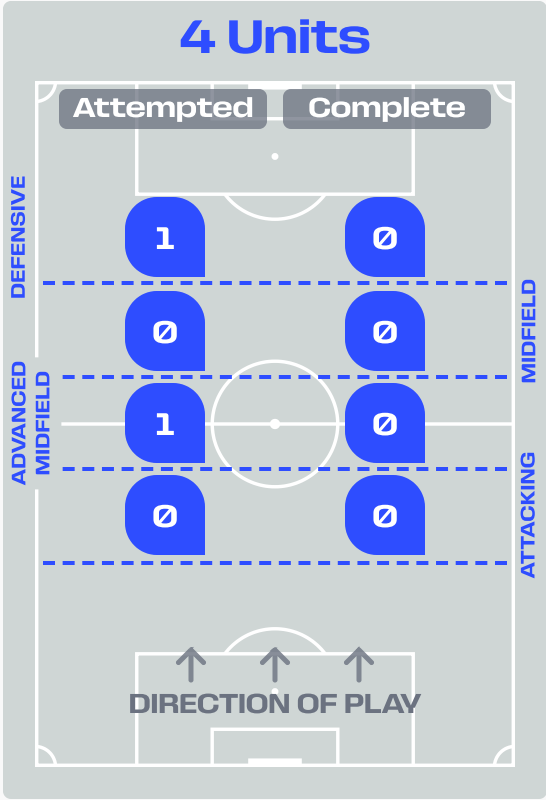


Attempted Line Breaks
113

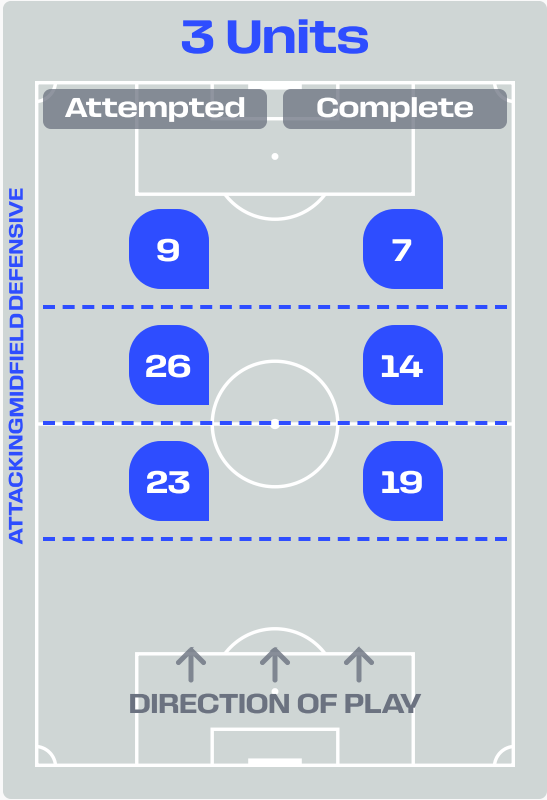
27 Attempted ↑ 19 Complete

61 Attempted ↻ 53 Complete

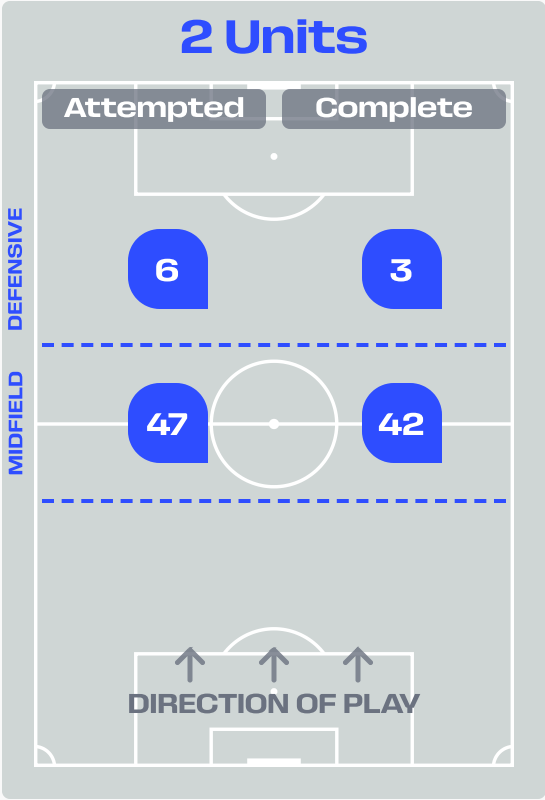
25 Attempted ↺ 13 Complete



Attempted Line Breaks	2
Inside Shape	2
Outside Shape	0



Attempted Line Breaks	58
Inside Shape	34
Outside Shape	24



Attempted Line Breaks	53
Inside Shape	22
Outside Shape	31

Line Breaks



					4 Units				3 Units			2 Units		Direction			Distribution Type		
#	Player	Line Breaks Attempted	Line Breaks Completed	Line Break Completion %	Attacking Line	Attacking Midfield Line	Midfield Line	Defensive Line	Attacking Line	Midfield Line	Defensive Line	Midfield Line	Defensive Line	Through	Around	Over	Pass	Cross	Ball Progression
16	Aymen DAHMEN	15	3	20%	0	0	1	0	5	6	0	3	0	1	0	14	15	0	0
2	Ali ABDI	8	5	62%	0	0	0	0	4	1	2	1	0	1	3	4	6	0	2
3	Montassar TALBI	7	4	57%	0	0	0	0	5	2	0	0	0	1	2	4	7	0	0
4	Omar REKIK	15	10	67%	0	0	0	0	7	3	2	2	1	2	7	6	15	0	0
6	Dylan BRONN	6	3	50%	0	0	0	0	3	2	0	1	0	0	3	3	6	0	0
8	Elias SAAD	0	0	0%	0	0	0	0	0	0	0	0	0	0	0	0	0	0	0
10	Hannibal MEJBRI	11	9	82%	0	0	0	0	1	2	2	5	1	5	4	2	11	0	0
17	Ellyes SKHIRI	9	7	78%	0	0	0	0	3	1	1	4	0	4	2	3	9	0	0
20	Yan VALERY	9	2	22%	0	0	0	0	1	4	0	3	1	1	1	7	9	0	0
25	Anis SLIMANE	12	10	83%	1	0	0	0	2	3	1	5	0	6	4	2	11	0	1
26	Sebastian TOUNEKTI	1	0	0%	0	0	0	0	0	0	0	0	1	0	1	0	0	1	0
7	Elias ACHOURI	1	1	100%	0	0	0	0	1	0	0	0	0	0	1	0	1	0	0
11	Ismael GHARBI	0	0	0%	0	0	0	0	0	0	0	0	0	0	0	0	0	0	0
13	Rani KHEDIRA	1	1	100%	0	0	0	0	0	0	0	1	0	0	0	1	1	0	0
19	Firas CHAOUAT	0	0	0%	0	0	0	0	0	0	0	0	0	0	0	0	0	0	0
21	Mohamed Amine BEN HMIDA	9	3	33%	0	0	0	0	3	2	0	3	1	0	3	6	9	0	0

Passing Networks

#	Passes From ↓ to →	Aymen DAHMEN	Ali ABDI	Montassar TALBI	Omar REKIK	Dylan BRONN	Elias SAAD	Hannibal MEJBRI	Ellyes SKHIRI	Yan VALERY	Anis SLIMANE	Sebastian TOUNEKTI	Elias ACHOURI	Ismael GHARBI	Rani KHEDIRA	Firas CHAOUAT	Mohamed Amine BEN HMIDA
16	Aymen DAHMEN		0	3	2	0	0	1	1	0	0	0	0	0	0	0	2
2	Ali ABDI	0		0	3	0	0	2	3	0	1	0	0	0	0	0	3
3	Montassar TALBI	5	0		18	5	0	2	4	2	4	1	0	0	0	1	5
4	Omar REKIK	2	6	13		0	0	4	5	1	3	2	1	2	0	1	1
6	Dylan BRONN	2	0	9	0		0	0	2	3	0	0	0	0	0	0	0
8	Elias SAAD	0	1	0	0	0		0	1	2	1	0	0	0	0	0	0
10	Hannibal MEJBRI	0	3	0	2	2	1		1	4	7	3	0	3	0	0	2
17	Ellyes SKHIRI	2	1	3	7	1	1	6		0	8	2	0	2	0	0	2
20	Yan VALERY	0	1	1	2	3	0	1	0		1	1	0	0	0	0	0
25	Anis SLIMANE	0	2	8	5	0	2	8	3	1		1	0	1	0	0	1
26	Sebastian TOUNEKTI	1	1	0	0	0	1	2	1	0	0		0	0	0	0	3
7	Elias ACHOURI	0	0	0	0	0	0	0	0	1	0	0		0	2	0	0
11	Ismael GHARBI	0	0	0	1	0	0	1	1	0	2	0	0		0	0	0
13	Rani KHEDIRA	1	0	0	0	0	0	0	0	0	0	0	1	1		0	1
19	Firas CHAOUAT	0	0	0	1	0	0	1	1	1	0	0	0	0	1		0
21	Mohamed Amine BEN HMIDA	1	5	7	0	0	0	4	2	0	2	1	0	0	0	0	

Top 5 Player to Player Passers

Player	Passed To	% of Total Team Passes
Montassar TALBI	Omar REKIK	6.4%
Omar REKIK	Montassar TALBI	4.6%
Dylan BRONN	Montassar TALBI	3.2%
Ellyes SKHIRI	Anis SLIMANE	2.8%
Anis SLIMANE	Hannibal MEJBRI	2.8%

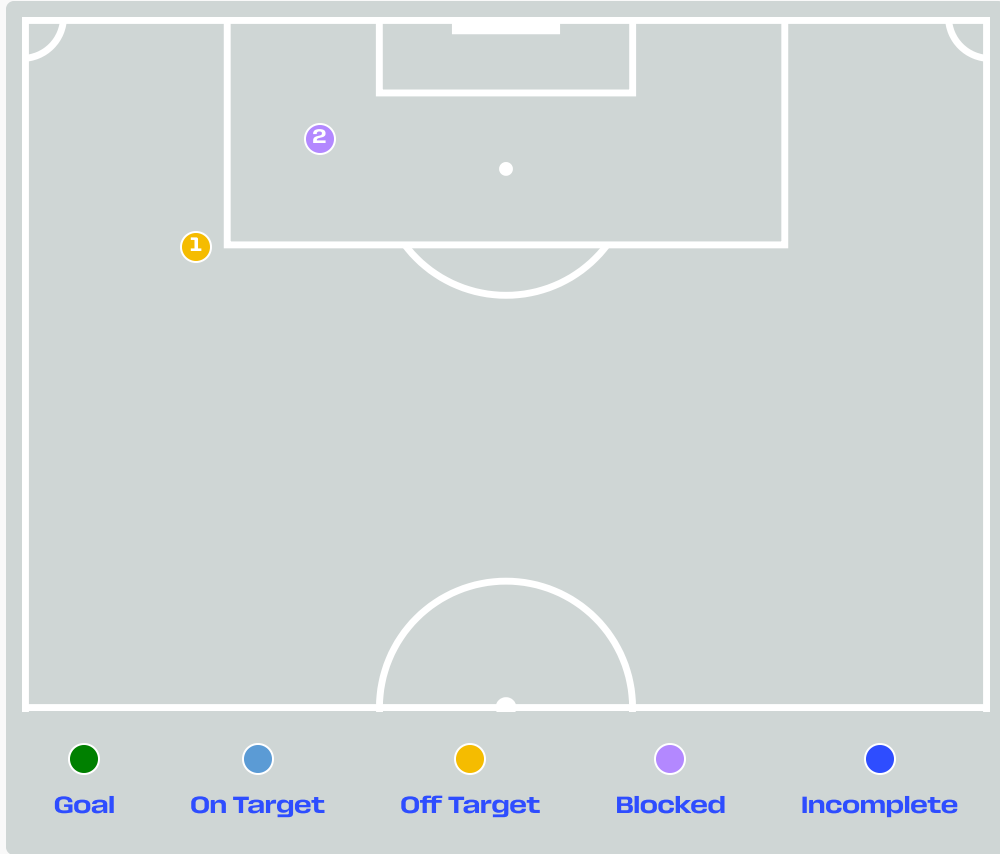







Passing Networks

#	Passes From ↓ to →	Zion SUZUKI	Kou ITAKURA	Ao TANAKA	Ritsu DOAN	Keito NAKAMURA	Junya ITO	Daichi KAMADA	Ayase UEDA	Hiroki ITO	Takehiro TOMIYASU	Kaishu SANO	Yukinari SUGAWARA	Keisuke GOTO	Yuito SUZUKI	Ayumu SEKO	Junnosuke SUZUKI
1	Zion SUZUKI		9	2	0	0	0	0	1	5	2	0	0	0	0	0	0
4	Kou ITAKURA	6		25	2	0	5	0	2	13	7	23	0	0	0	1	0
7	Ao TANAKA	0	17		1	3	5	4	1	19	9	12	0	0	0	1	0
10	Ritsu DOAN	2	1	1		0	4	0	1	0	13	1	0	0	0	0	0
13	Keito NAKAMURA	1	1	1	0		1	7	2	8	0	1	0	0	0	0	0
14	Junya ITO	2	1	1	11	0		0	0	1	8	4	5	0	0	0	0
15	Daichi KAMADA	0	0	2	1	6	2		1	9	0	1	0	0	0	0	0
18	Ayase UEDA	0	0	3	0	0	3	2		1	0	1	0	0	0	0	0
21	Hiroki ITO	1	19	12	0	13	0	10	1		0	5	0	0	4	1	1
22	Takehiro TOMIYASU	1	11	13	9	0	10	3	1	2		11	0	0	0	0	0
24	Kaishu SANO	0	10	10	4	2	8	4	1	6	19		2	1	0	5	0
2	Yukinari SUGAWARA	0	1	0	0	0	4	0	0	0	0	2		0	1	2	0
9	Keisuke GOTO	0	0	0	0	0	0	0	0	0	0	0	1		0	0	0
17	Yuito SUZUKI	0	1	0	0	0	0	0	0	1	0	0	1	0		0	1
20	Ayumu SEKO	0	1	0	0	0	2	0	0	0	0	3	5	0	0		0
25	Junnosuke SUZUKI	0	1	1	0	0	0	0	0	1	0	0	0	0	0	0	

Top 5 Player to Player Passers		
Player	Passed To	% of Total Team Passes
Kou ITAKURA	Ao TANAKA	4.9%
Kou ITAKURA	Kaishu SANO	4.5%
Ao TANAKA	Hiroki ITO	3.7%
Hiroki ITO	Kou ITAKURA	3.7%
Kaishu SANO	Takehiro TOMIYASU	3.7%

Attempts at Goal



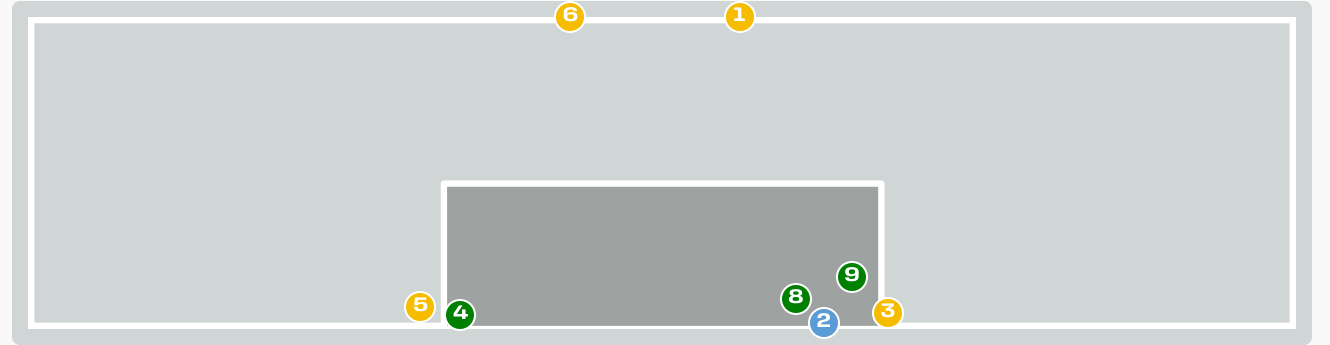
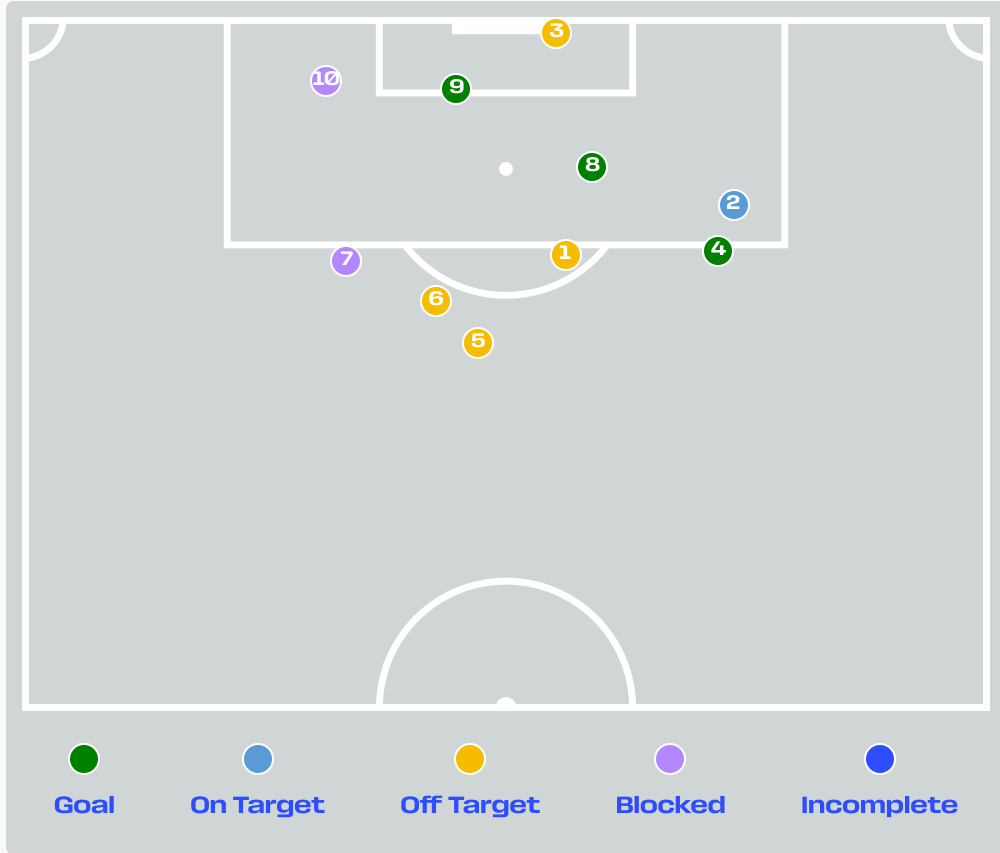
Key	Outcome	Shots
	Goals	0
	On Target	0
	Off Target	1
	Blocked	1
	Incomplete	0






Attempts at Goal



Time	Player	Outcome	Body Part	Delivery Type
2	10 Hannibal MEJBRI	Off Target	Right Foot	Loose Ball
74	11 Ismael GHARBI	Incomplete - Blocked	Left Foot	Ball Progression

Attempts at Goal



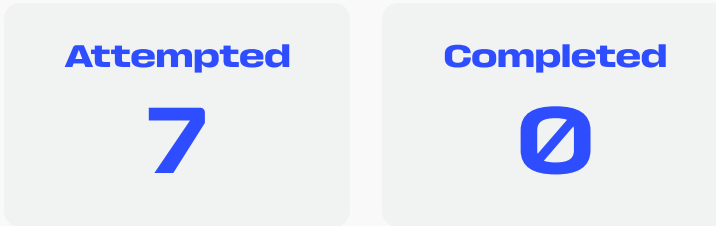
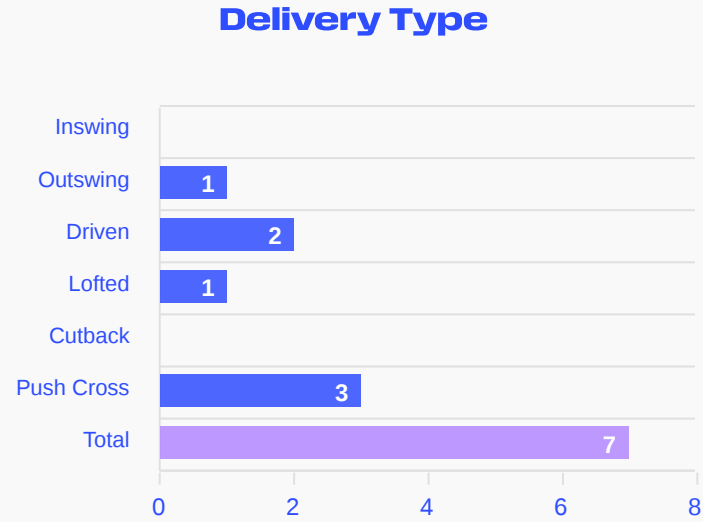
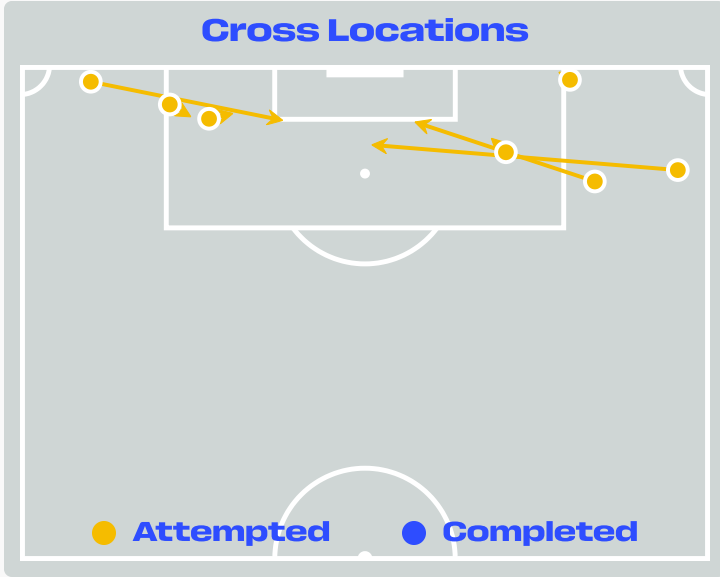
Key	Outcome	Shots
	Goals	3
	On Target	1
	Off Target	4
	Blocked	2
	Incomplete	0



Attempts at Goal

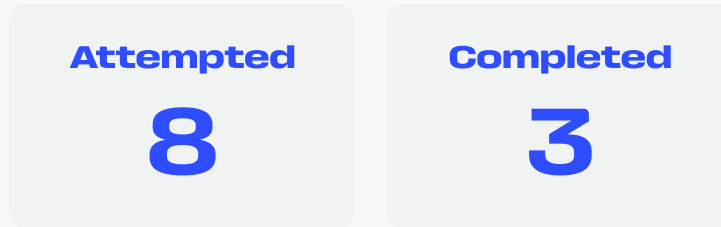
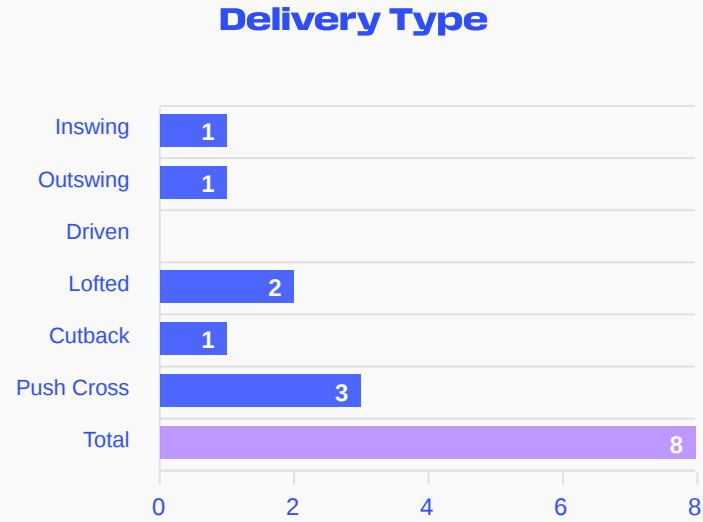
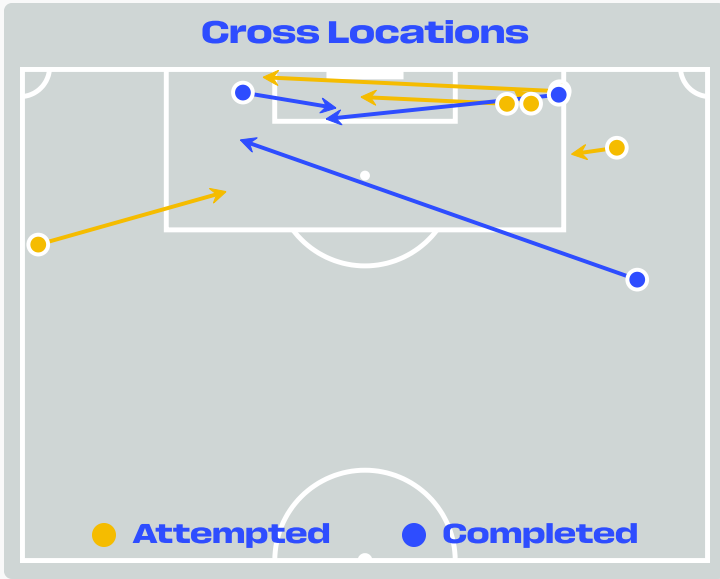
Time	Player	Outcome	Body Part	Delivery Type
5	18 Ayase UEDA	Off Target	Left Foot	Pass
9	18 Ayase UEDA	Deflected On Target - Saved	Right Foot	Loose Ball
9	22 Takehiro TOMIYASU	Off Target - Saved	Right Foot	Other
30	18 Ayase UEDA	On Target - Goal	Right Foot	Pass
47	7 Ao TANAKA	Off Target	Right Foot	Pass
62	18 Ayase UEDA	Deflected Off Target - Defensive Event	Right Foot	Pass
65	13 Keito NAKAMURA	Incomplete - Blocked	Right Foot	Pass
68	14 Junya ITO	On Target - Goal	Right Foot	Pass
82	18 Ayase UEDA	On Target - Goal	Head	Cross
84	14 Junya ITO	Incomplete - Blocked	Right Foot	Ball Progression

Crosses (Open Play)



#	Player	Inswing	Outswing	Driven	Lofted	Cutback	Push Cross	Total Attempted
16	Aymen DAHMEN	0	0	0	0	0	0	0
2	Ali ABDI	0	0	0	1	0	1	2
3	Montassar TALBI	0	0	0	0	0	0	0
4	Omar REKIK	0	0	0	0	0	1	1
6	Dylan BRONN	0	0	0	0	0	0	0
8	Elias SAAD	0	0	0	0	0	0	0
10	Hannibal MEJBRI	0	0	1	0	0	0	1
17	Ellyes SKHIRI	0	0	0	0	0	0	0
20	Yan VALERY	0	1	0	0	0	0	1
25	Anis SLIMANE	0	0	0	0	0	0	0
26	Sebastian TOUNEKTI	0	0	1	0	0	1	2
7	Elias ACHOURI	0	0	0	0	0	0	0
11	Ismael GHARBI	0	0	0	0	0	0	0
13	Rani KHEDIRA	0	0	0	0	0	0	0
19	Firas CHAOUAT	0	0	0	0	0	0	0
21	Mohamed Amine BEN HMIDA	0	0	0	0	0	0	0

Crosses (Open Play)



#	Player	Inswing	Outswing	Driven	Lofted	Cutback	Push Cross	Total Attempted
1	Zion SUZUKI	0	0	0	0	0	0	0
4	Kou ITAKURA	0	0	0	0	0	0	0
7	Ao TANAKA	0	0	0	0	0	0	0
10	Ritsu DOAN	1	0	0	0	0	0	1
13	Keito NAKAMURA	0	0	0	0	1	0	1
14	Junya ITO	0	1	0	1	0	0	2
15	Daichi KAMADA	0	0	0	0	0	0	0
18	Ayase UEDA	0	0	0	0	0	1	1
21	Hiroki ITO	0	0	0	0	0	1	1
22	Takehiro TOMIYASU	0	0	0	0	0	0	0
24	Kaishu SANO	0	0	0	1	0	0	1
2	Yukinari SUGAWARA	0	0	0	0	0	1	1
9	Keisuke GOTO	0	0	0	0	0	0	0
17	Yuito SUZUKI	0	0	0	0	0	0	0
20	Ayumu SEKO	0	0	0	0	0	0	0
25	Junnosuke SUZUKI	0	0	0	0	0	0	0

Offering to Receive

320

Total Offers Made

95

Total Offers Received

Most Offers

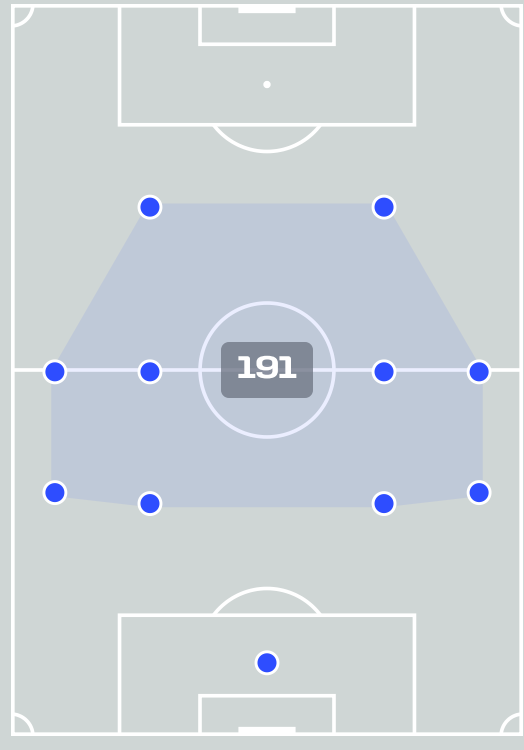
73

Anis SLIMANE
CENTRE MIDFIELD

103

Offers Made in Final Third

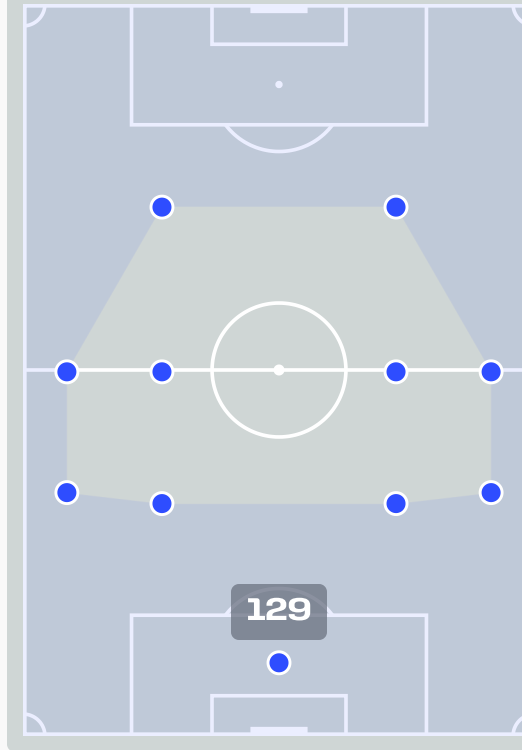
Offers Made Inside Shape



174

Offers Made in Middle Third

Offers Made Outside Shape



43

Offers Made in Defensive Third

#	Player	Offers Made	Offers Received	% Made & Received
16	Aymen DAHMEN	9	7	77.8%
2	Ali ABDI	38	11	28.9%
3	Montassar TALBI	6	3	50%
4	Omar REKIK	6	4	66.7%
6	Dylan BRONN	7	3	42.9%
8	Elias SAAD	14	3	21.4%
10	Hannibal MEJBRI	48	14	29.2%
17	Ellyes SKHIRI	21	7	33.3%
20	Yan VALERY	13	3	23.1%
25	Anis SLIMANE	73	20	27.4%
26	Sebastian TOUNEKTI	48	8	16.7%
7	Elias ACHOURI	2	1	50%
11	Ismael GHARBI	8	3	37.5%
13	Rani KHEDIRA	2	1	50%
19	Firas CHAOUAT	11	1	9.1%
21	Mohamed Amine BEN HMIDA	14	6	42.9%

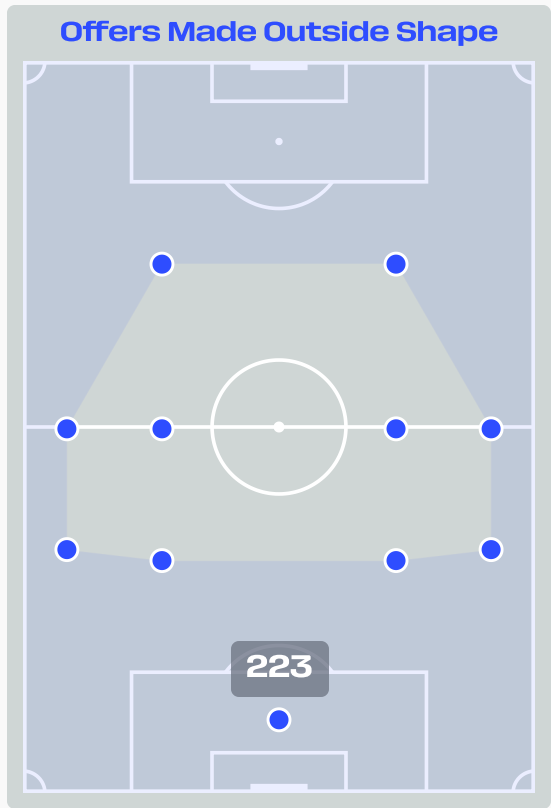
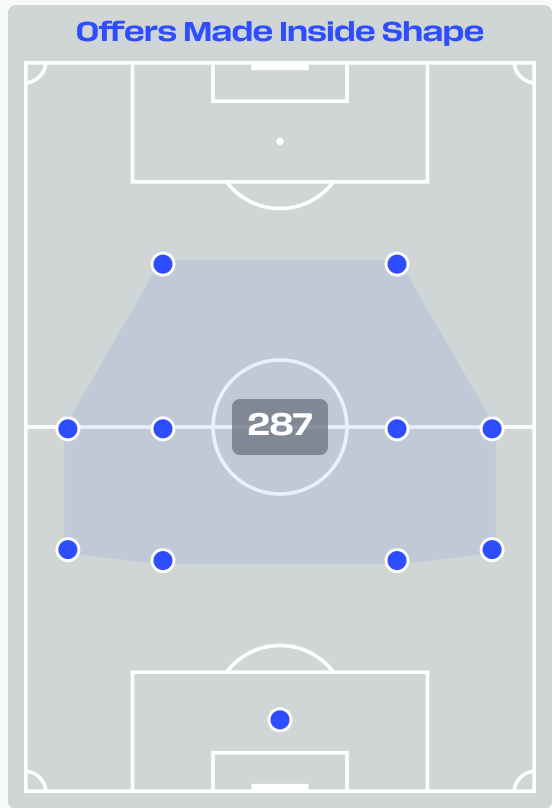
Offering to Receive

510
Total Offers Made

188
Total Offers Received

Most Offers
65
Junya ITO
RIGHT WINGER

213
Offers Made in Final Third



248
Offers Made in Middle Third

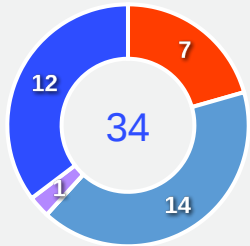
49
Offers Made in Defensive Third

#	Player	Offers Made	Offers Received	% Made & Received
1	Zion SUZUKI	9	4	44.4%
4	Kou ITAKURA	27	20	74.1%
7	Ao TANAKA	57	21	36.8%
10	Ritsu DOAN	35	10	28.6%
13	Keito NAKAMURA	53	17	32.1%
14	Junya ITO	65	25	38.5%
15	Daichi KAMADA	53	20	37.7%
18	Ayase UEDA	58	8	13.8%
21	Hiroki ITO	37	19	51.4%
22	Takehiro TOMIYASU	23	16	69.6%
24	Kaishu SANO	48	14	29.2%
2	Yukinari SUGAWARA	7	4	57.1%
9	Keisuke GOTO	15	1	6.7%
17	Yuito SUZUKI	12	5	41.7%
20	Ayumu SEKO	5	3	60%
25	Junnosuke SUZUKI	6	1	16.7%

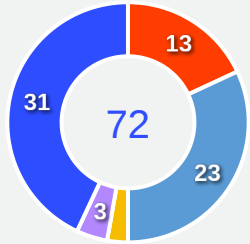
Movement to Receive

Movement Types by Phase

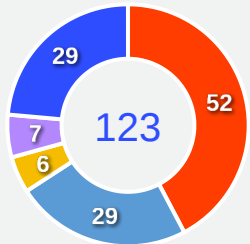
Final Third Phase



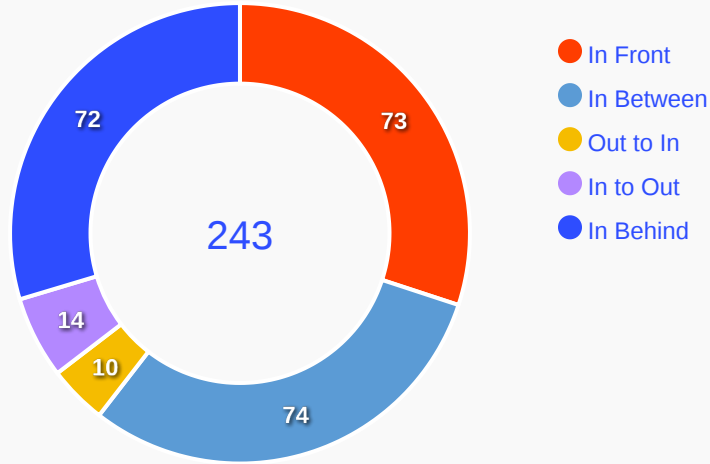
Progression Phase



Build Up Phase



All Movement Types

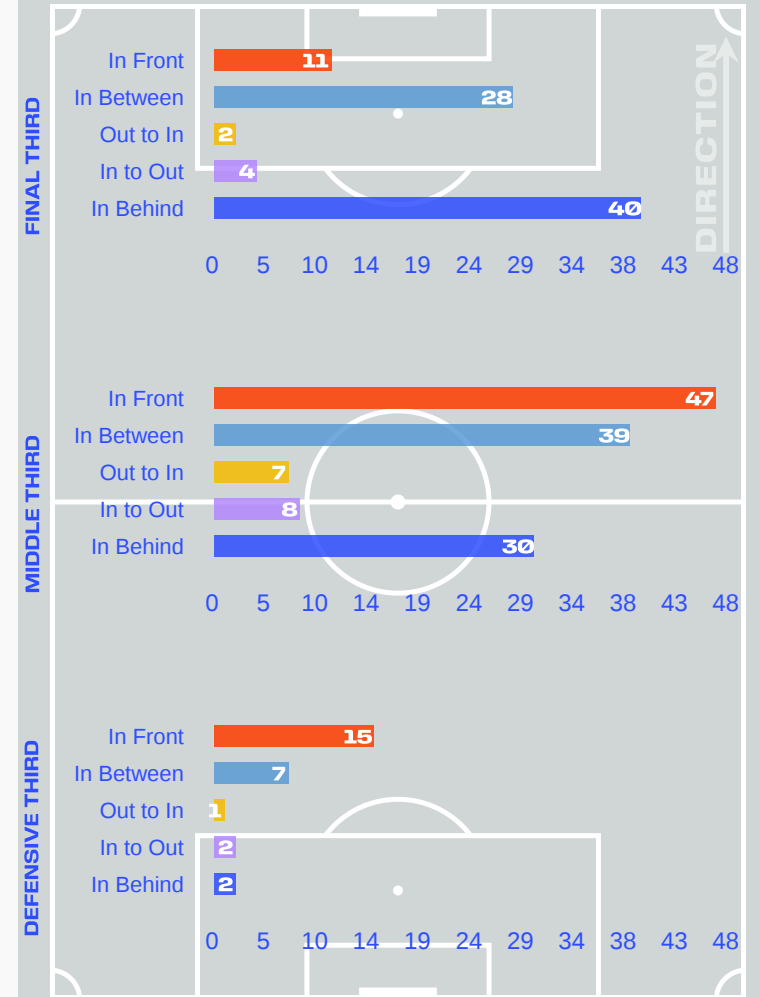


- In Front
- In Between
- Out to In
- In to Out
- In Behind

Top Ranked Players

Type	Player	Movements
In Front	25 Anis SLIMANE	33
In Between	25 Anis SLIMANE	24
Out to In	8 Elias SAAD	2
In to Out	26 Sebastian TOUNEKTI	7
In Behind	26 Sebastian TOUNEKTI	15

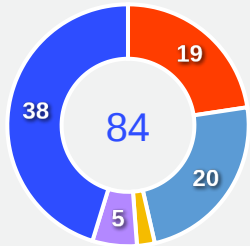
Movement Types Pitch Third



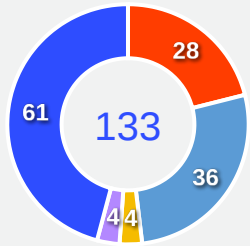
Movement to Receive

Movement Types by Phase

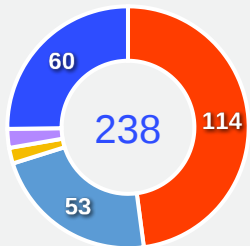
Final Third Phase



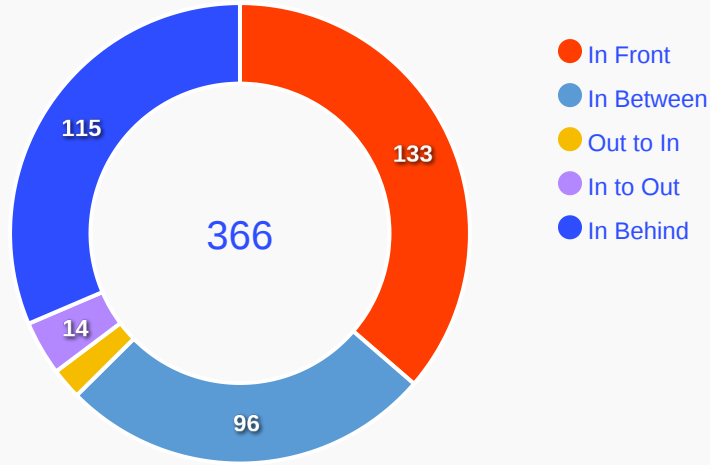
Progression Phase



Build Up Phase



All Movement Types

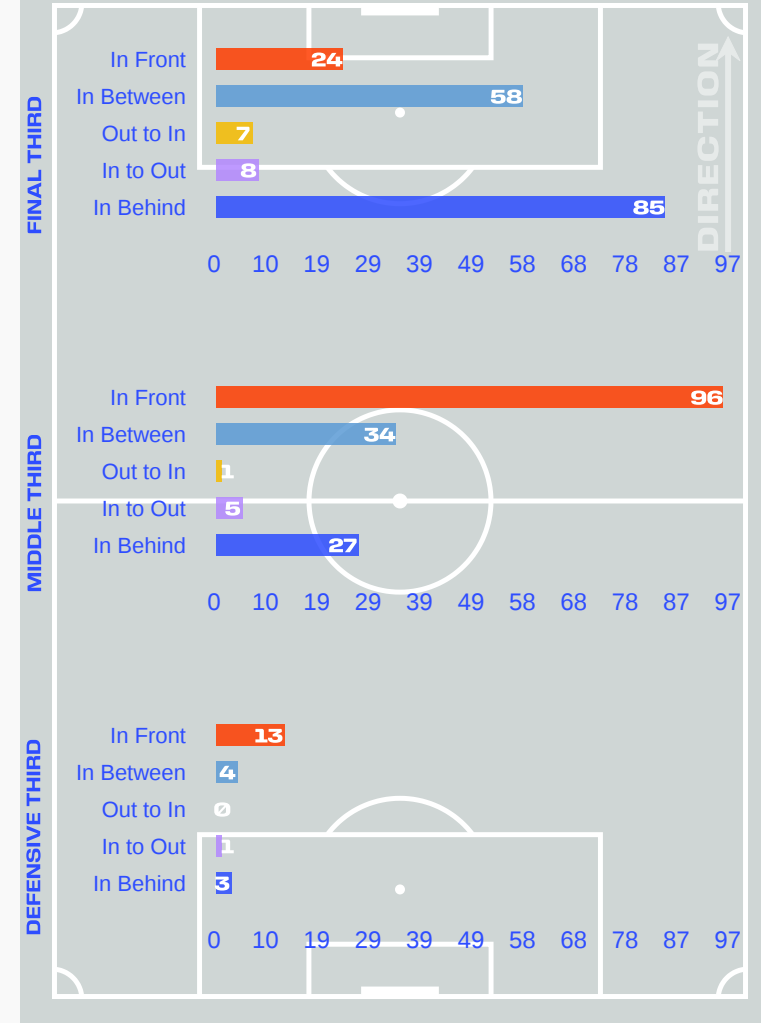


- In Front
- In Between
- Out to In
- In to Out
- In Behind

Top Ranked Players

Type	Player	Movements
In Front	7 Ao TANAKA	38
In Between	15 Daichi KAMADA	23
Out to In	13 Keito NAKAMURA	2
In to Out	15 Daichi KAMADA	7
In Behind	18 Ayase UEDA	28

Movement Types Pitch Third



OUT OF POSSESSION



Tunisia v Japan

Defensive Actions

34

Forced Turnovers

37

Possession Regained

6

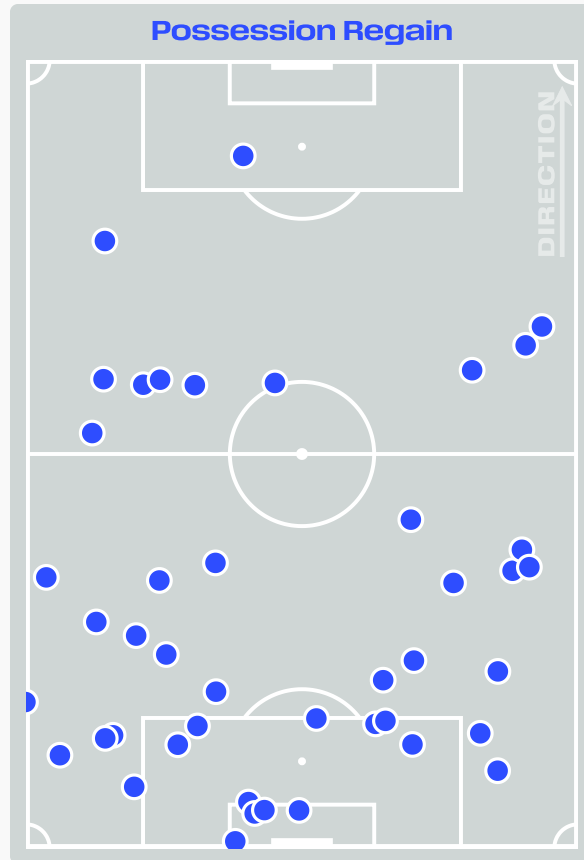
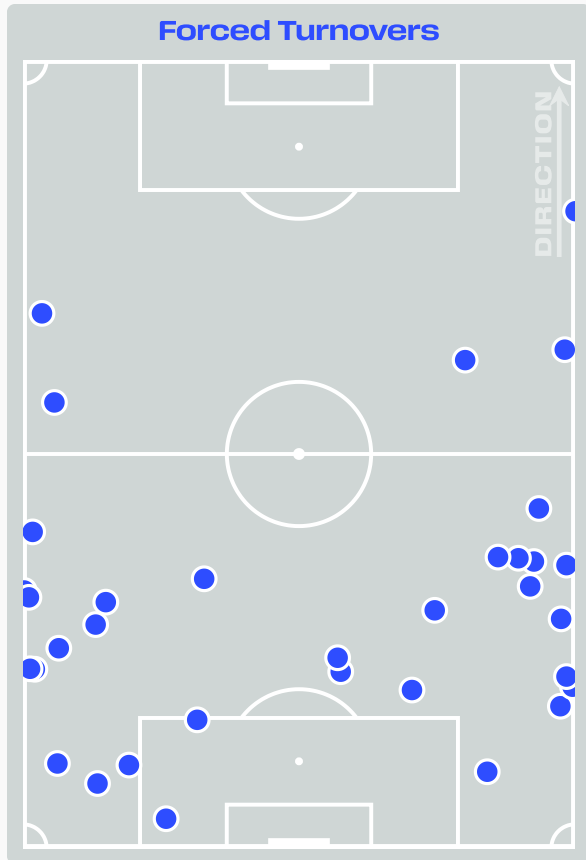
Interceptions

32

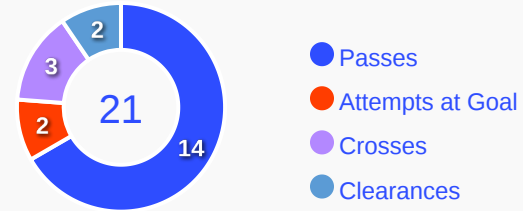
Tackles

3.25

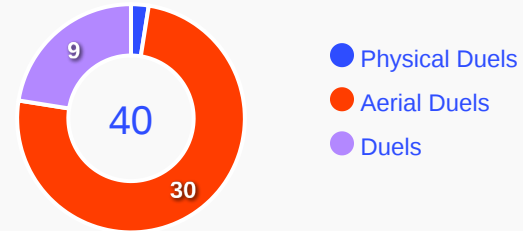
Possession Actions / Defensive Action



Blocks



Possession Contests



Most Possession Regains

7

Montassar TALBI
CENTRE BACK

#	Player	Total Possession Regains
16	Aymen DAHMEN	3
2	Ali ABDI	5
3	Montassar TALBI	7
4	Omar REKIK	1
6	Dylan BRONN	3
8	Elias SAAD	1
10	Hannibal MEJBRI	1
17	Ellyes SKHIRI	1
20	Yan VALERY	6
25	Anis SLIMANE	3
26	Sebastian TOUNEKTI	0
7	Elias ACHOURI	2
11	Ismael GHARBI	0
13	Rani KHEDIRA	1
19	Firas CHAOUAT	0
21	Mohamed Amine BEN HMIDA	3

Defensive Actions

35

Forced Turnovers

42

Possession Regained

9

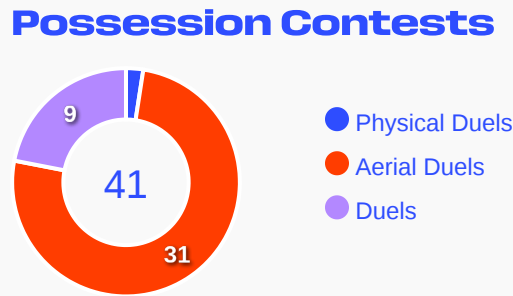
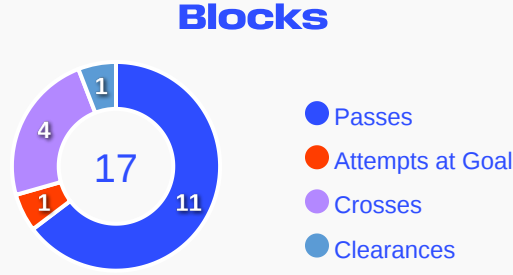
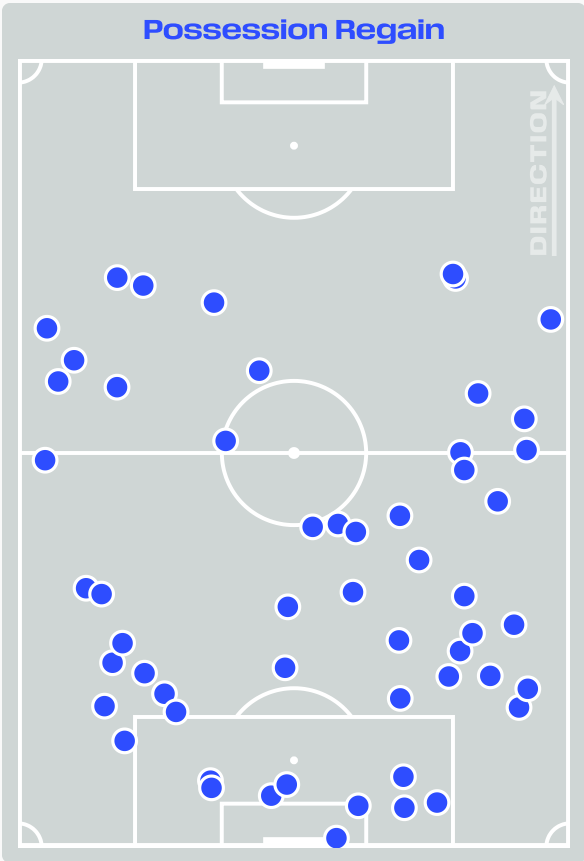
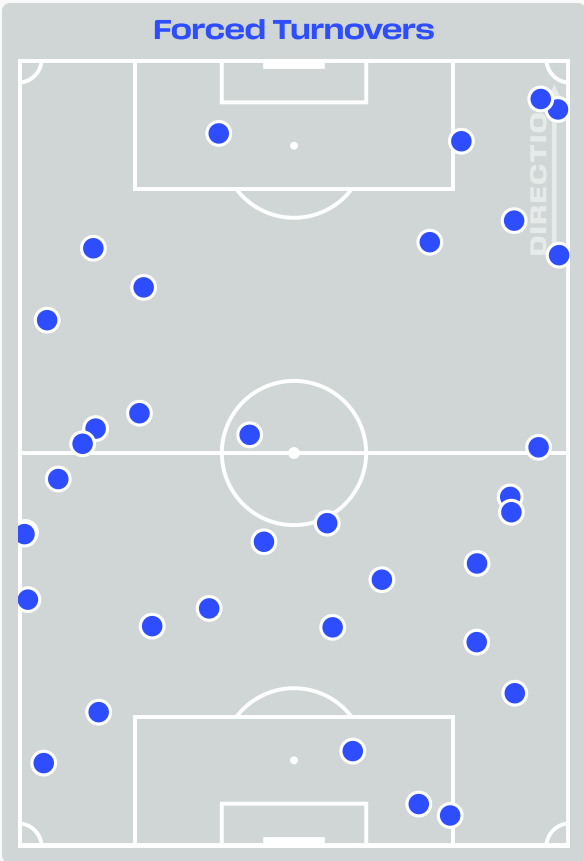
Interceptions

28

Tackles

6.58

Possession Actions / Defensive Action



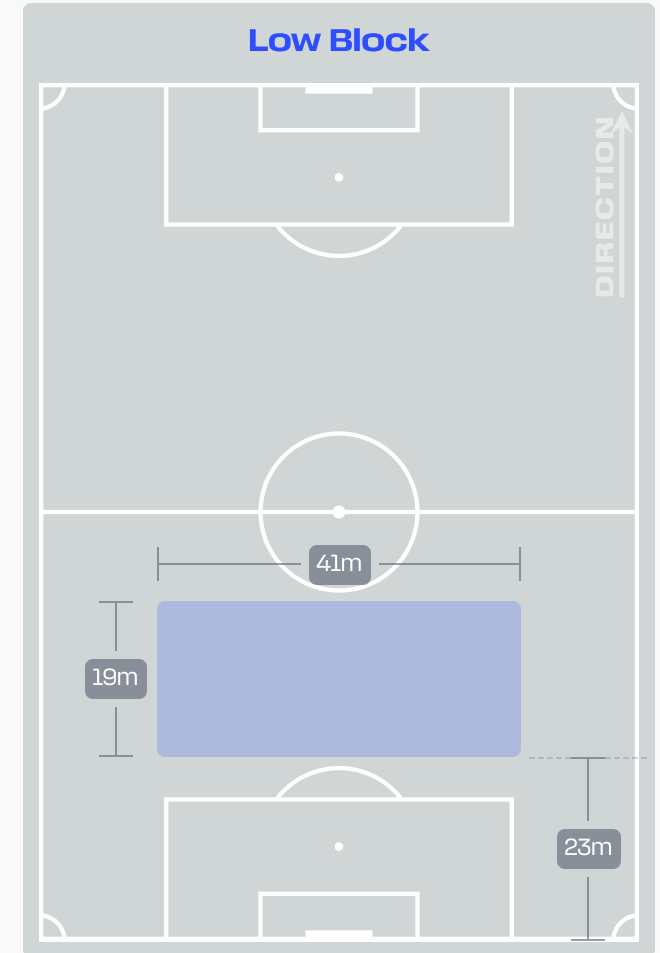
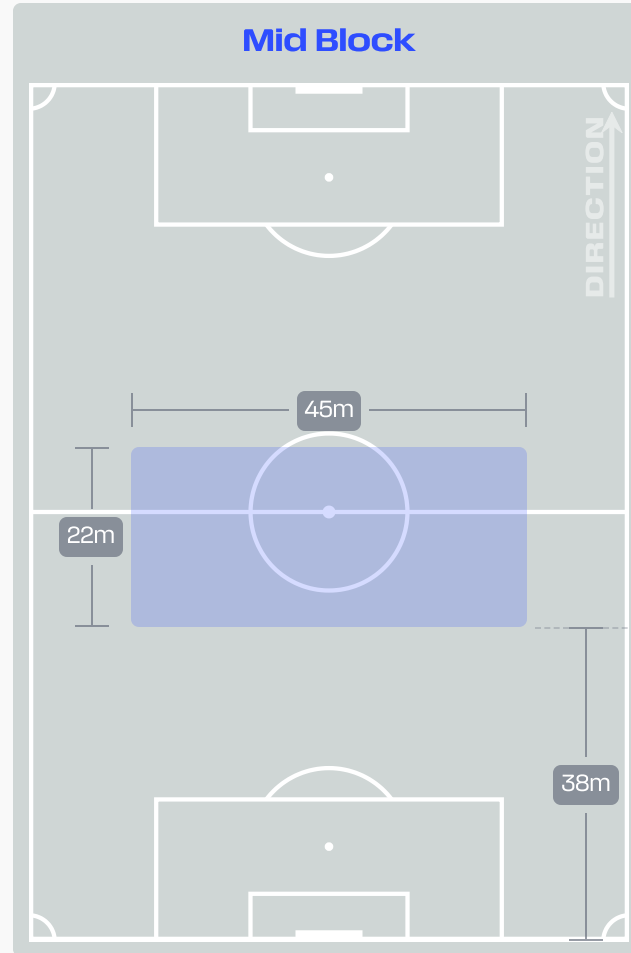
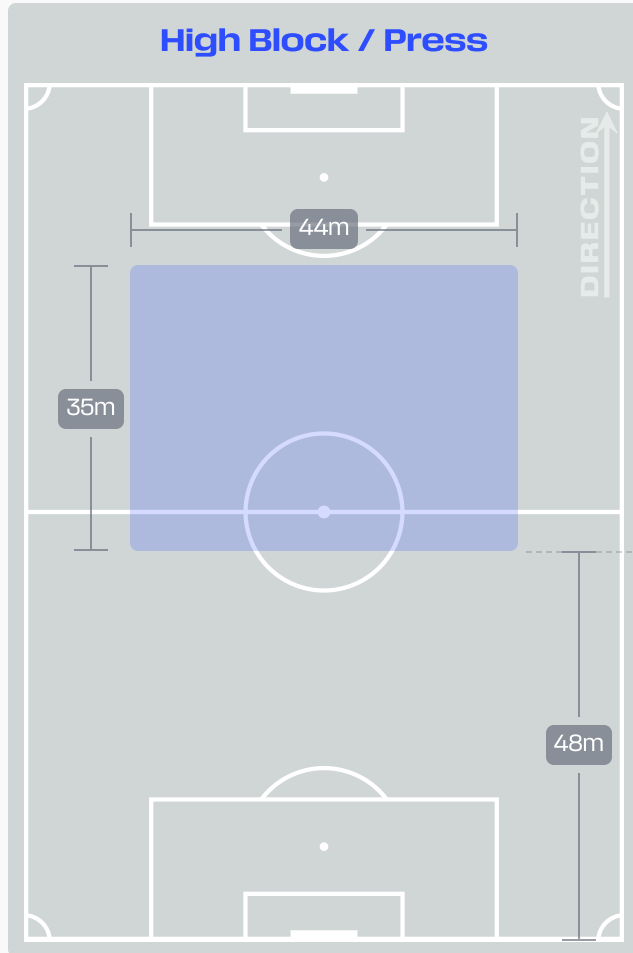
Most Possession Regains

7

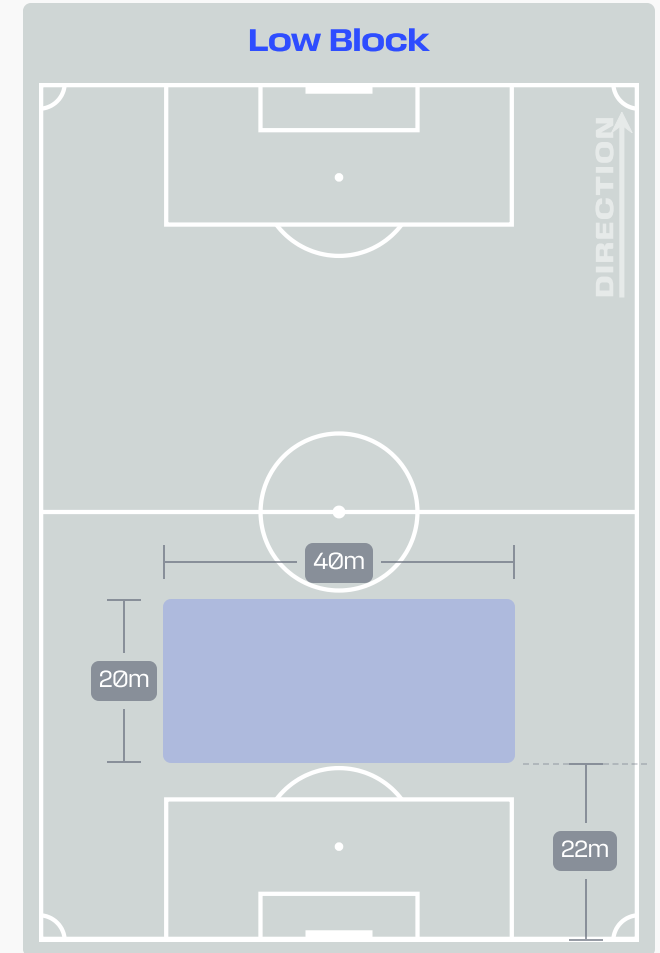
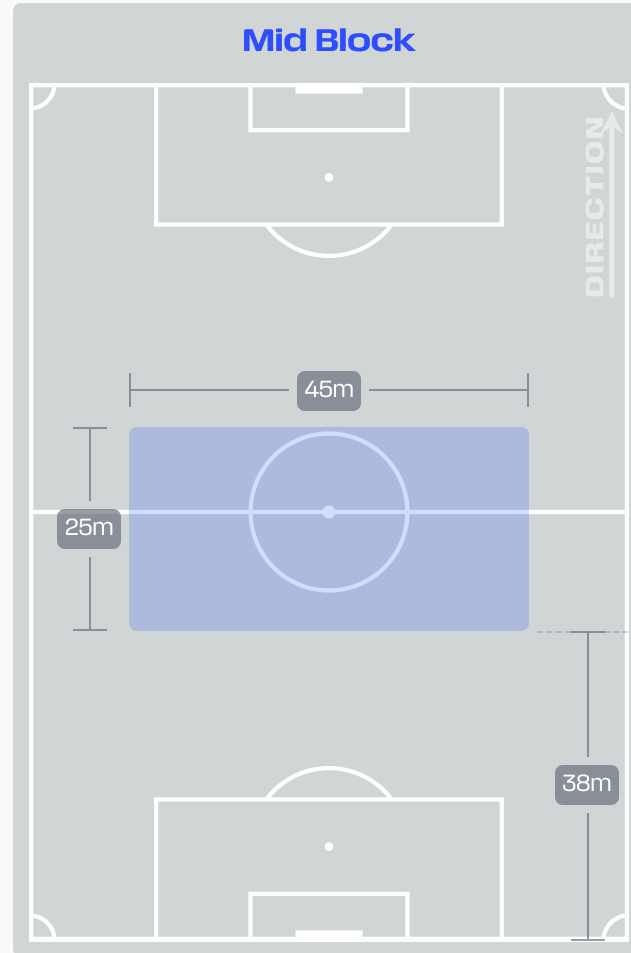
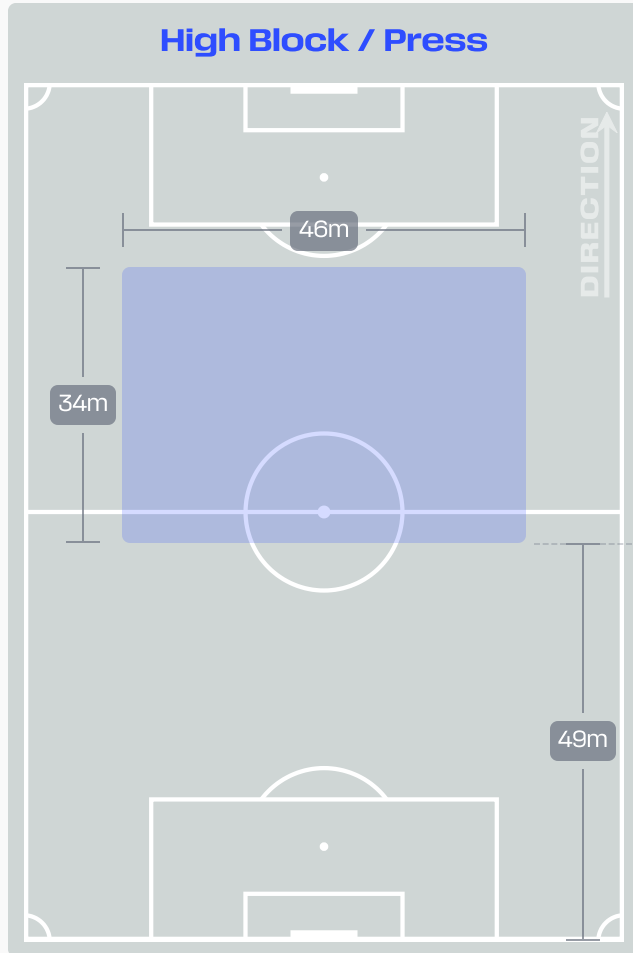
Takehiro TOMIYASU
RIGHT BACK

#	Player	Total Possession Regains
1	Zion SUZUKI	4
4	Kou ITAKURA	4
7	Ao TANAKA	4
10	Ritsu DOAN	3
13	Keito NAKAMURA	3
14	Junya ITO	3
15	Daichi KAMADA	2
18	Ayase UEDA	1
21	Hiroki ITO	4
22	Takehiro TOMIYASU	7
24	Kaishu SANO	3
2	Yukinari SUGAWARA	0
9	Keisuke GOTO	1
17	Yuito SUZUKI	0
20	Ayumu SEKO	1
25	Junnosuke SUZUKI	2

Defensive Line Height & Team Length



Defensive Line Height & Team Length

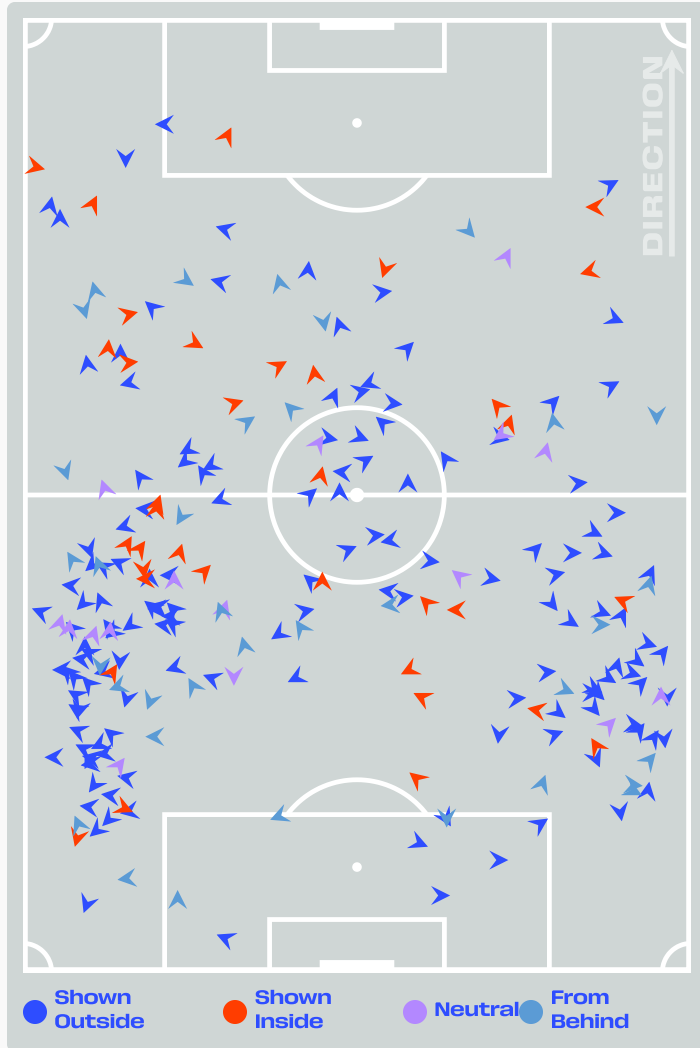


Defensive Pressure

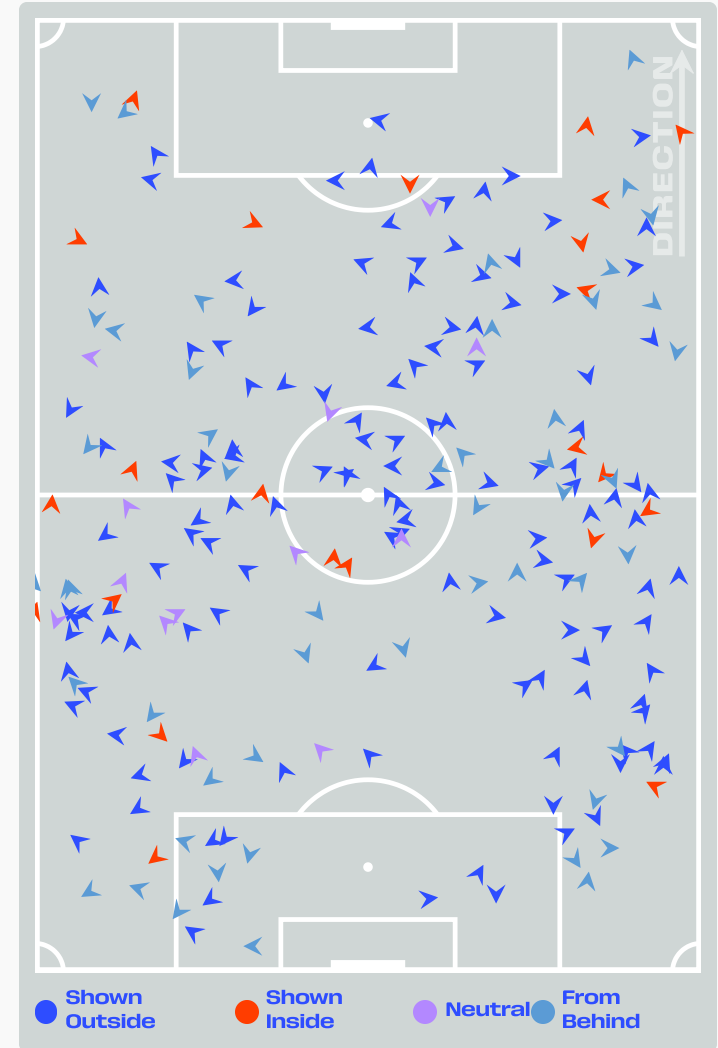


Tunisia

Japan



233	Total Pressures	219
35	Direct Pressures	50
1.38s	Avg Pressure Duration	1.56s
34	Forced Turnovers	35
22.13s	Ball Recovery Time	13.74s
130	Pushing on into Pressing	98
308	Pushing on	210
36	Pressing Direction Inside	23
146	Pressing Direction Outside	132



Most Direct Pressures

12

Ali ABDI
LEFT BACK

Most Direct Pressures

11

Ao TANAKA
LEFT CENTRE MIDFIELD

GOALKEEPING



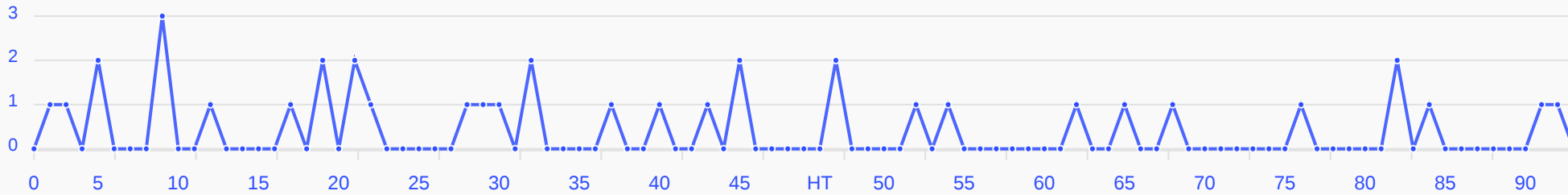
Tunisia v Japan

Goalkeeping Involvement



Tunisia

Tunisia GK Involvement Timeline



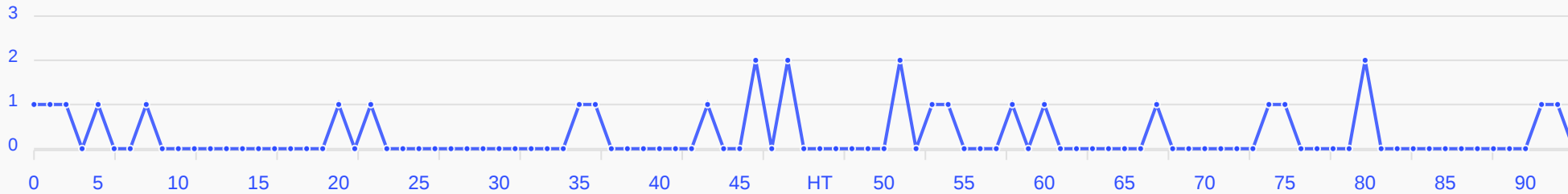
38

Total Involvements



Japan


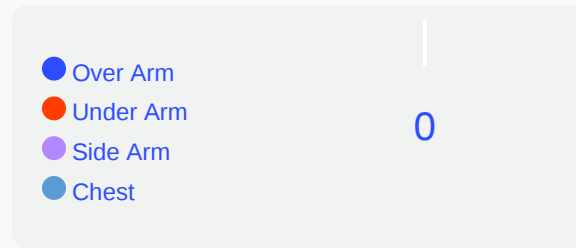

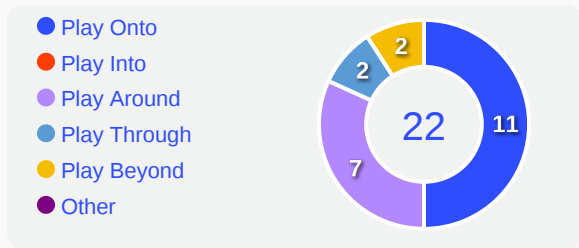
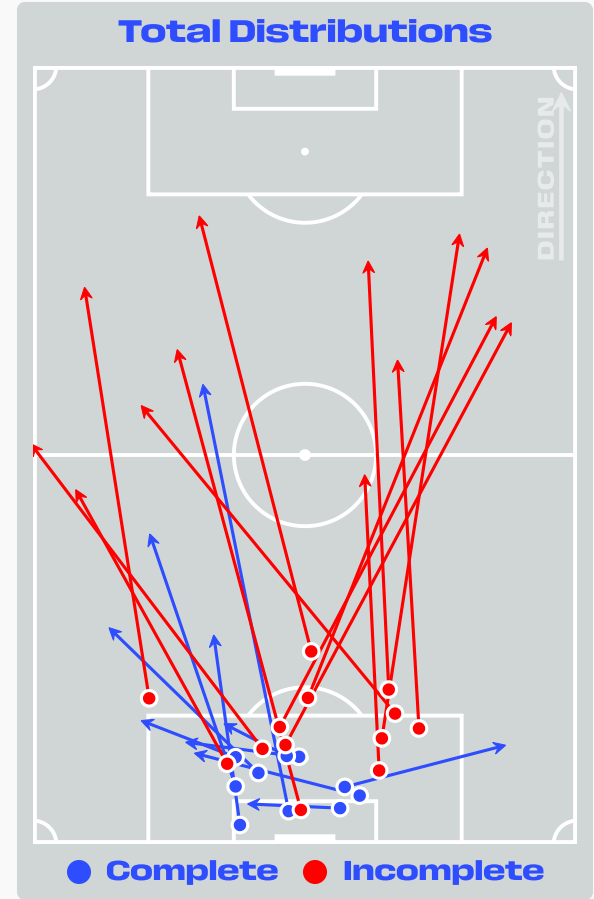
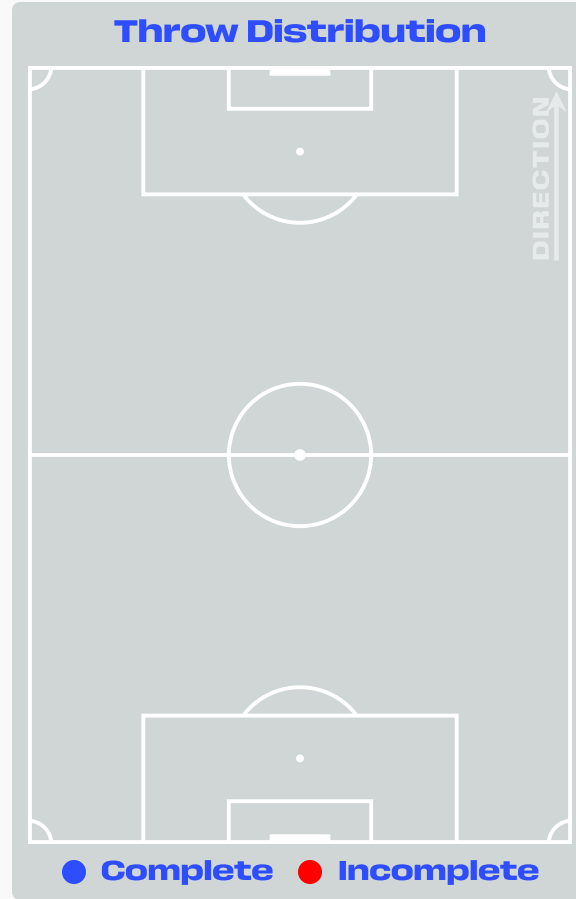
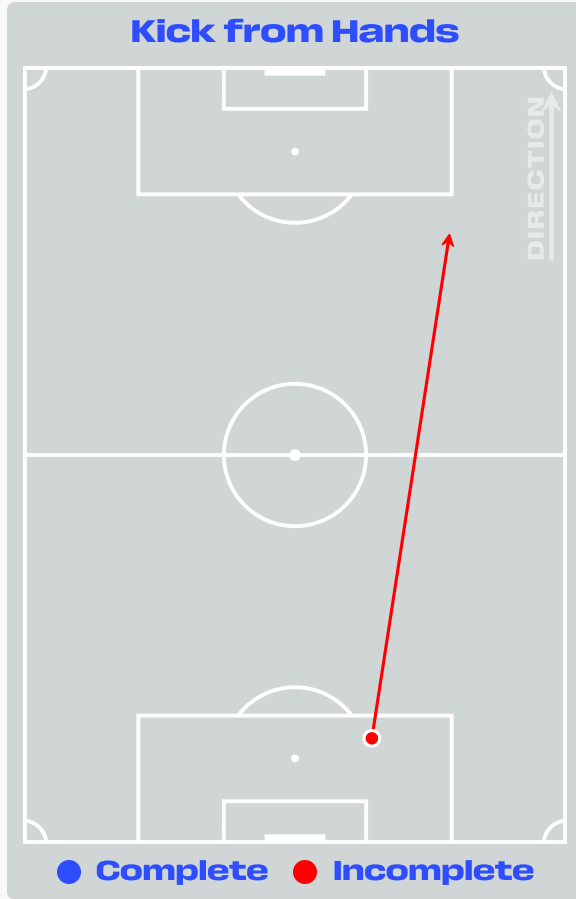
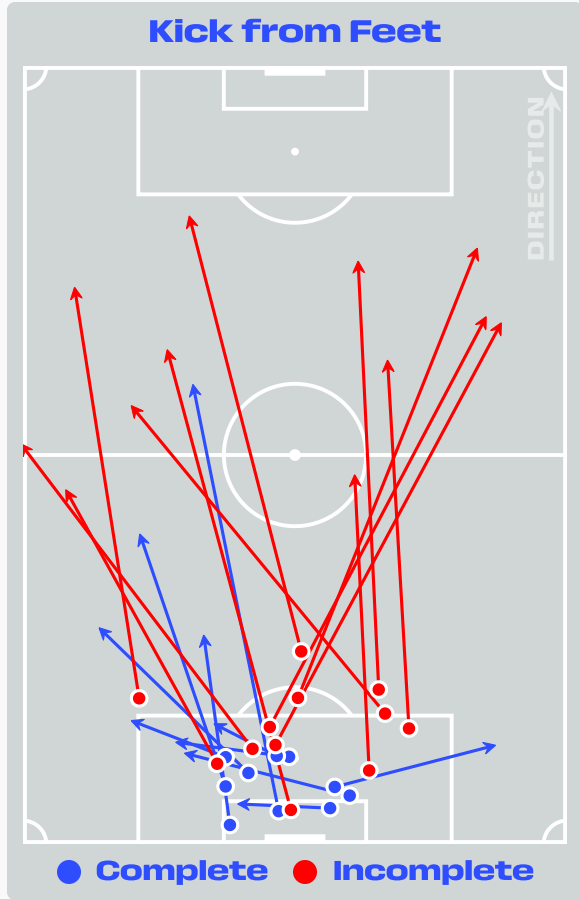
Japan GK Involvement Timeline



28


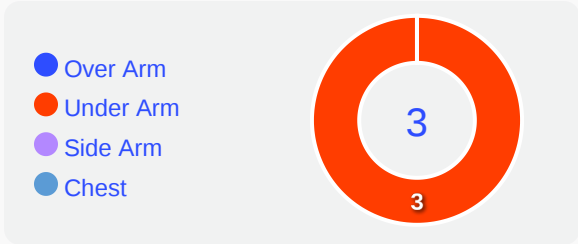
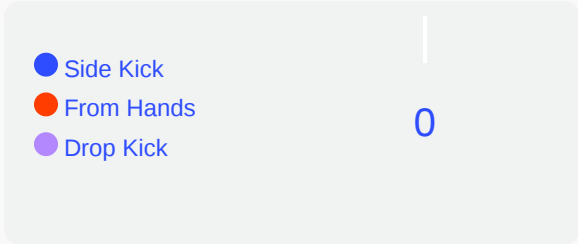
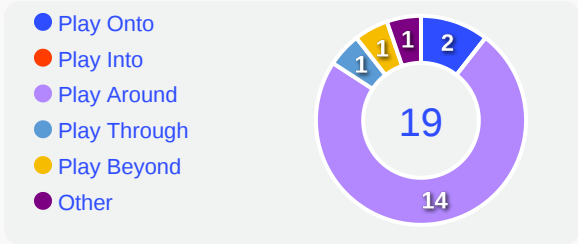
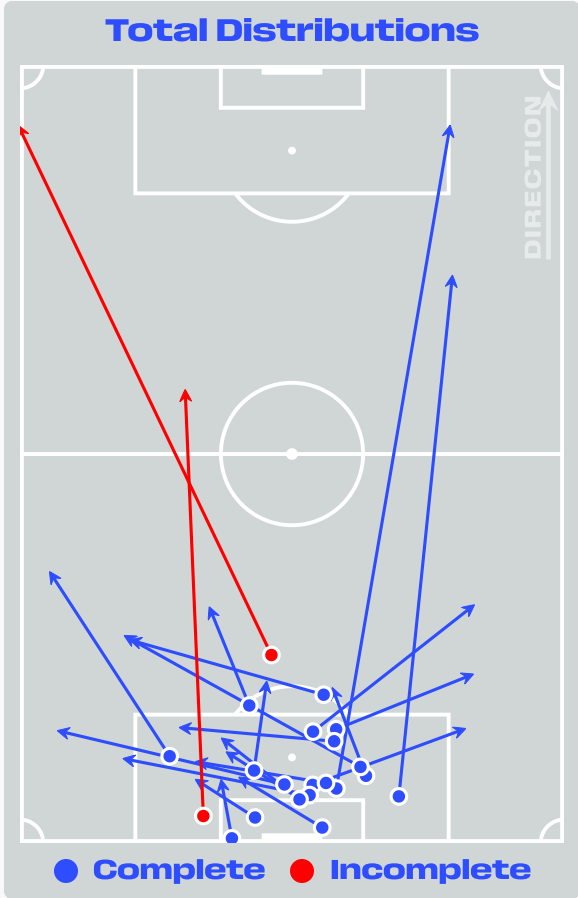
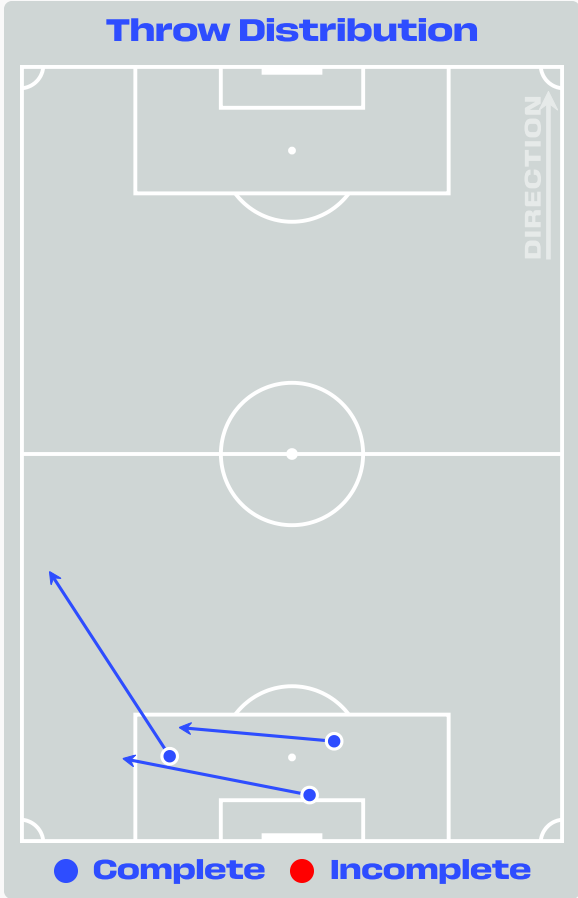
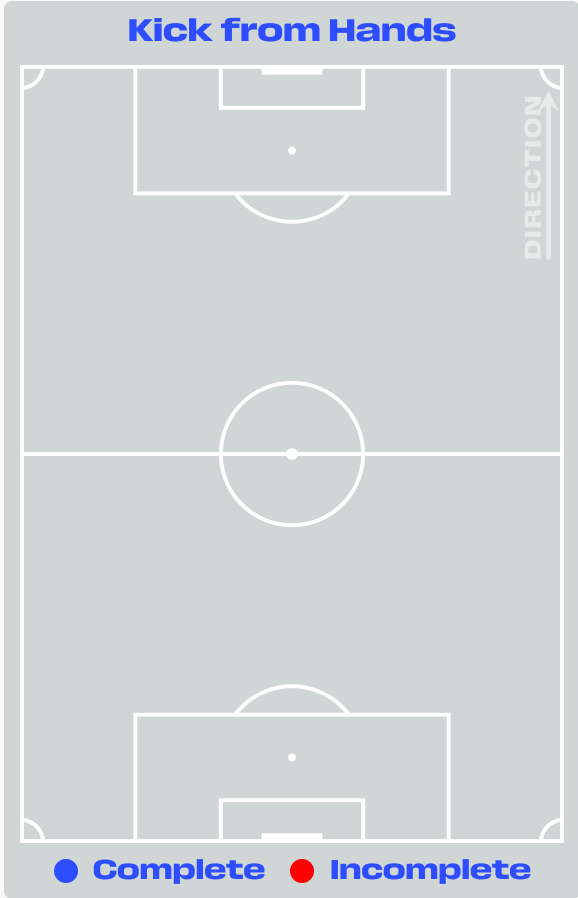
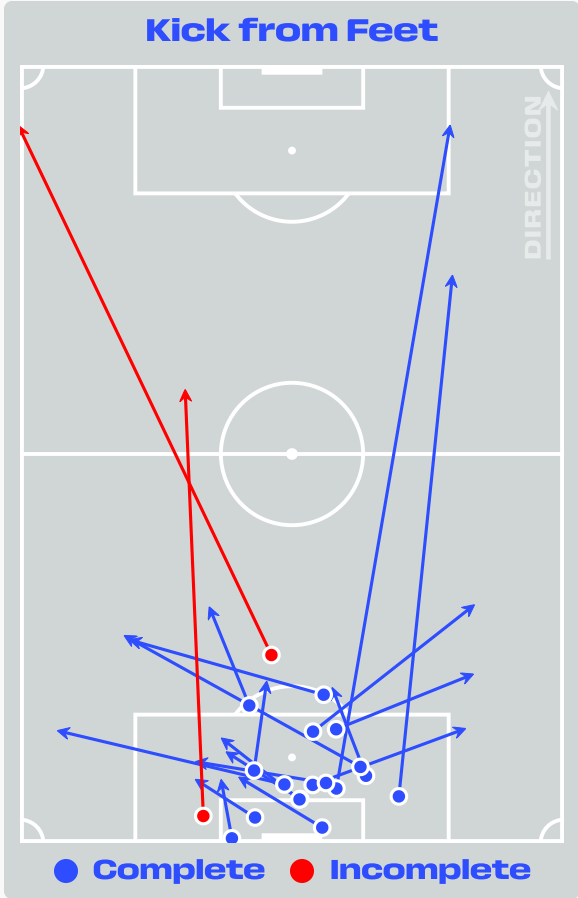
Total Involvements

Goalkeeping Distribution

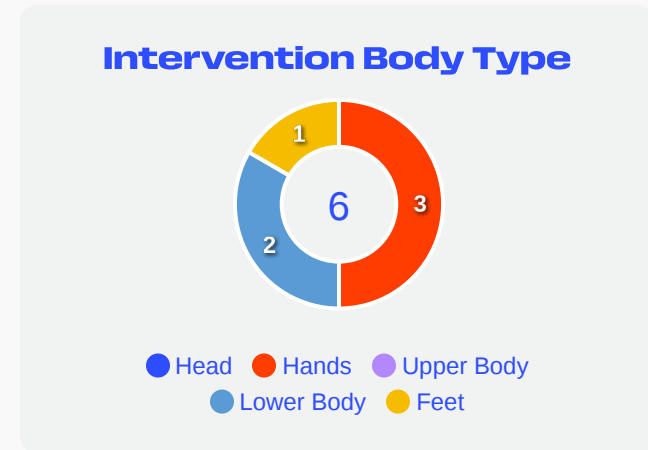
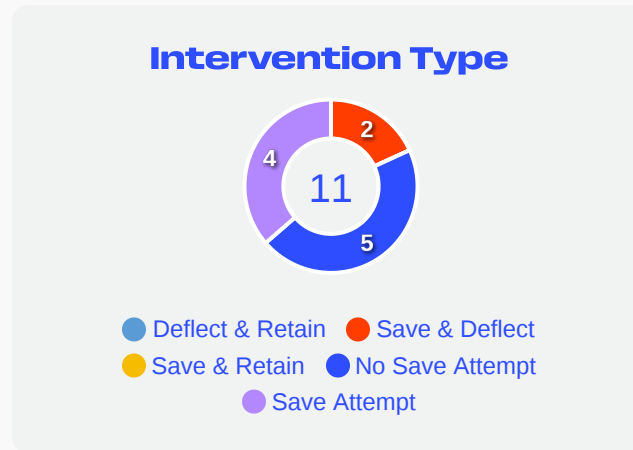
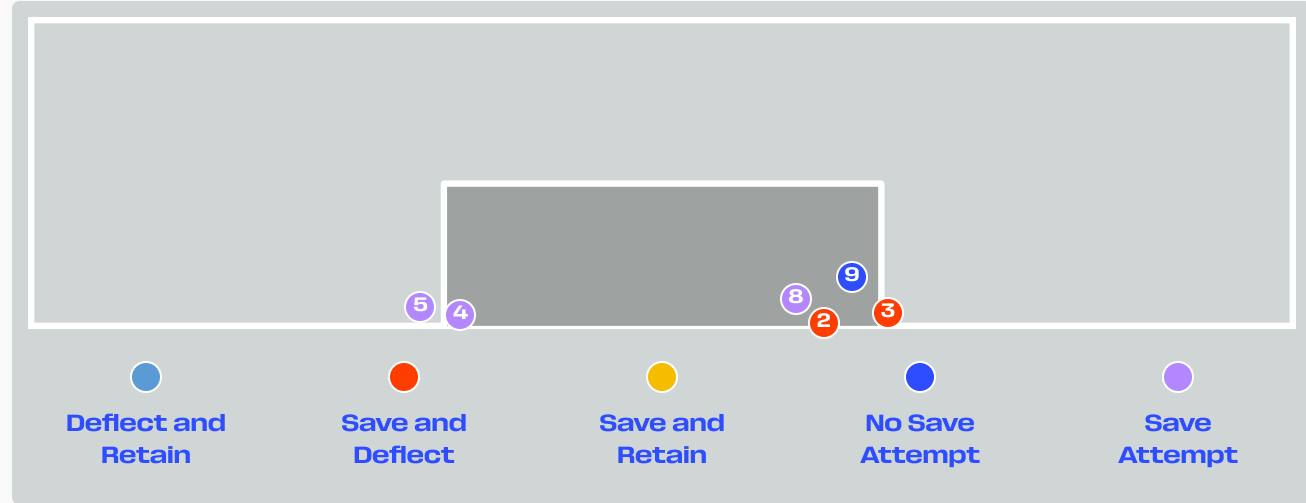
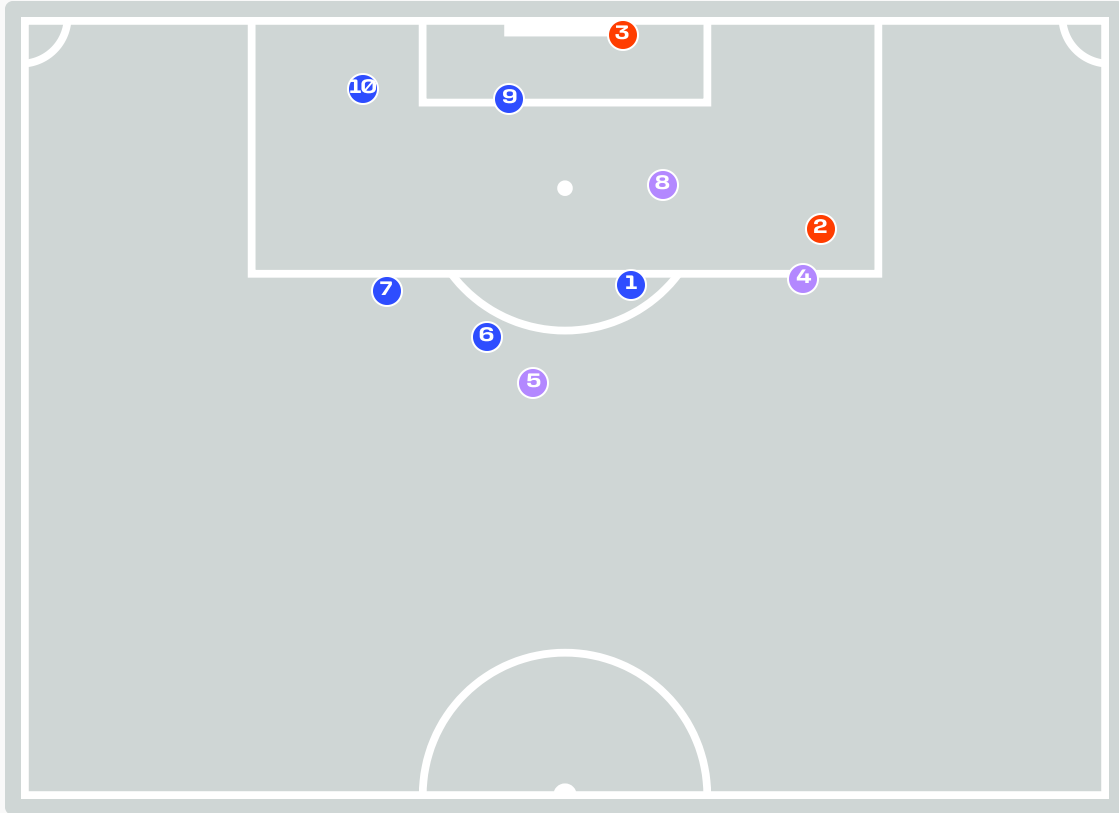




Goalkeeping Distribution



Goal Prevention



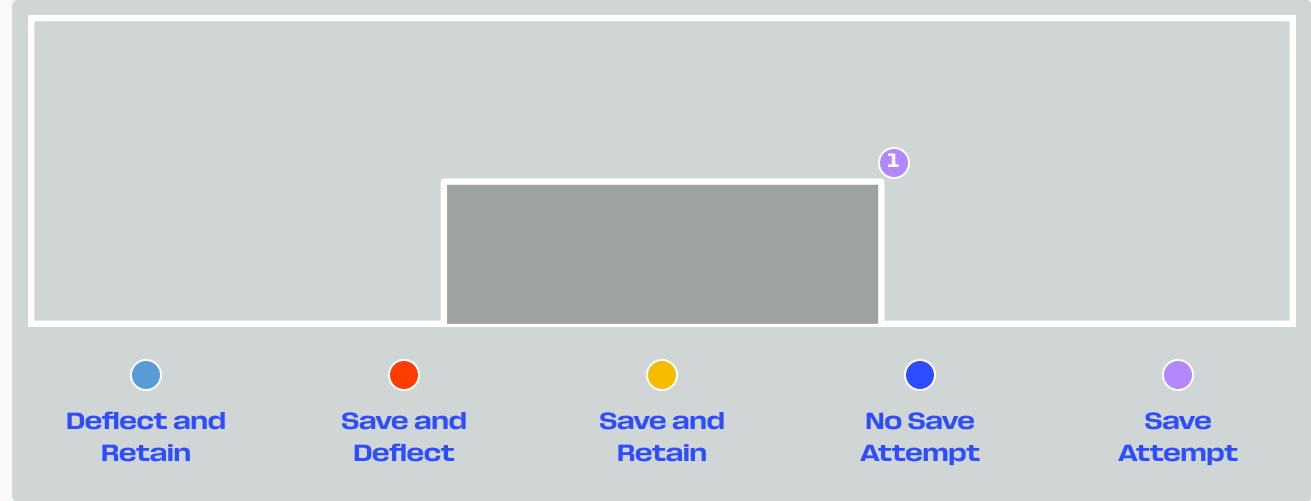
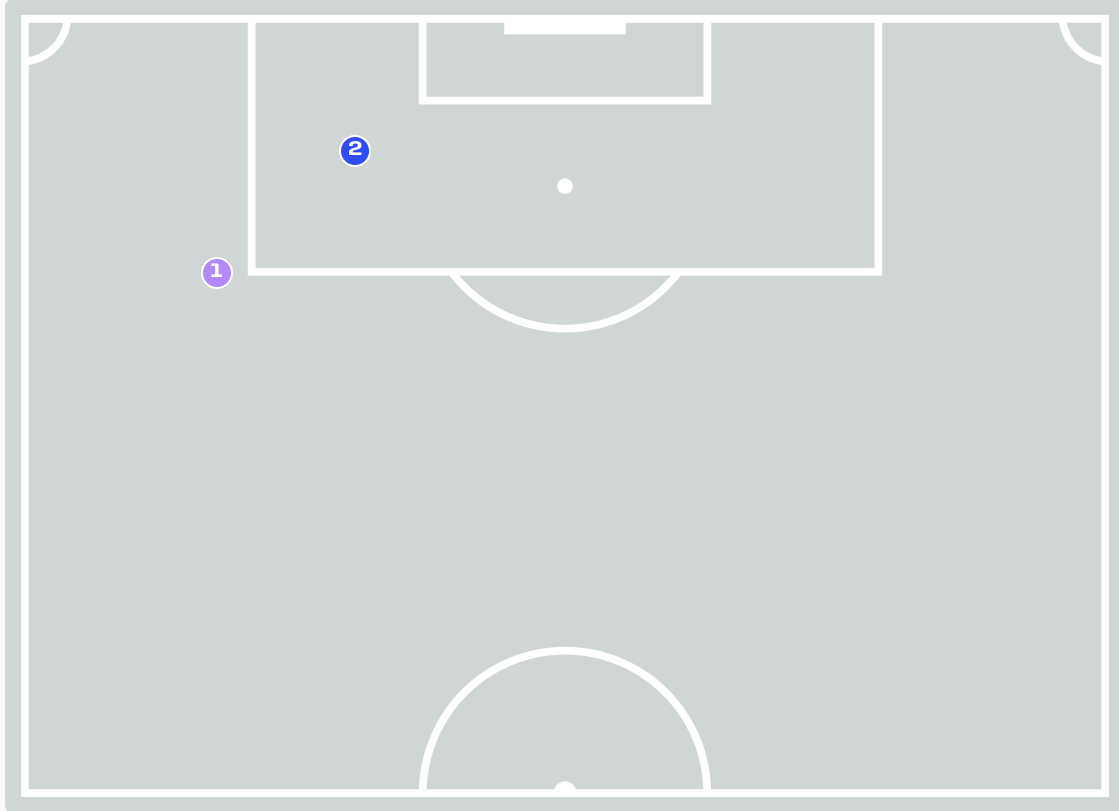
11
Total Attempts on Goal Faced

25
Save %

Total Attempts on Goal Faced	Total Goal Interventions	Save & Retain	Deflect & Retain	Save & Deflect	Save Attempt	No Save Attempt
11	2	0	0	2	4	5

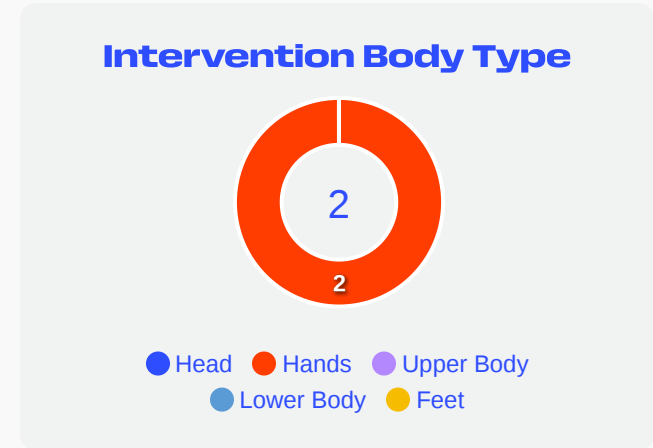
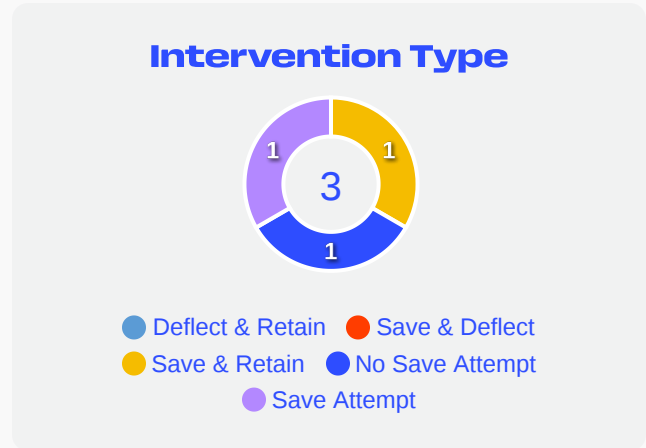


Goal Prevention



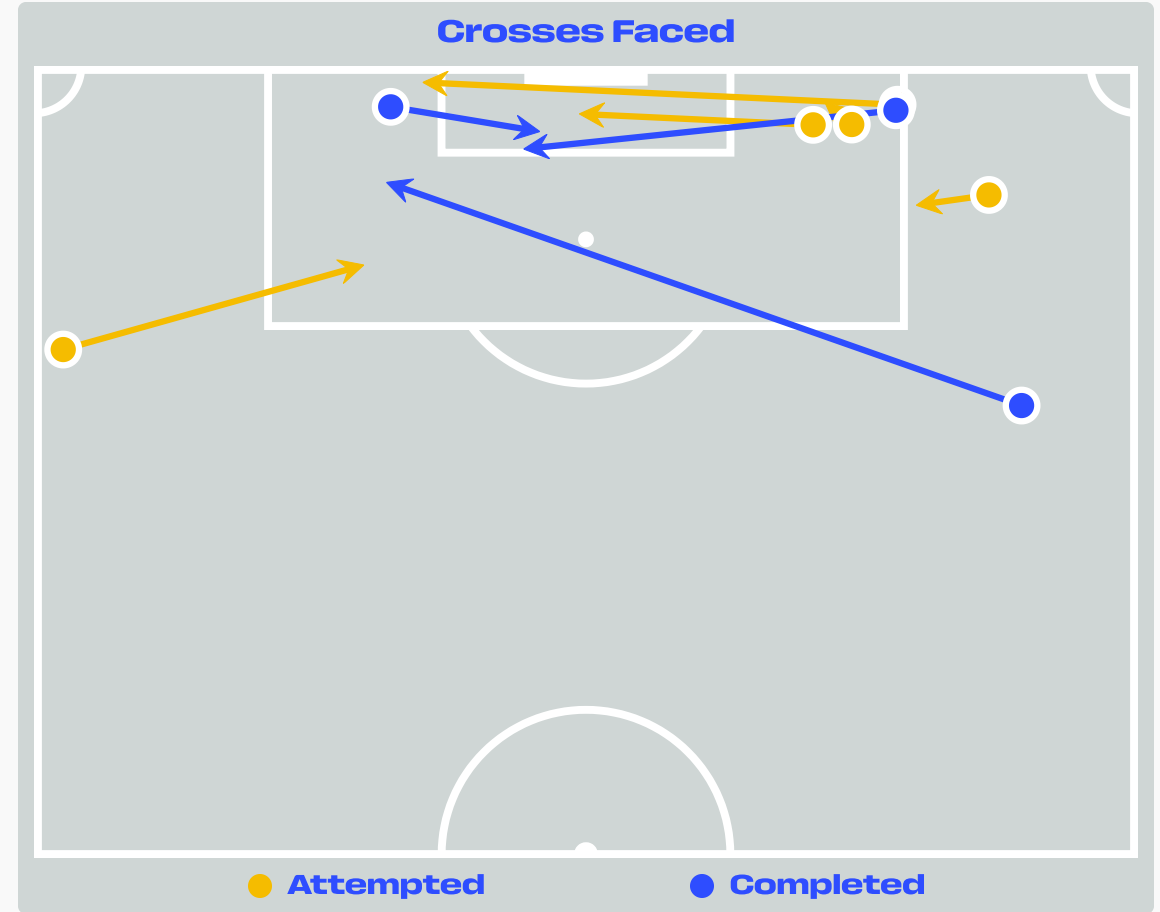


3
Total Attempts on Goal Faced

0
Save %



Total Attempts on Goal Faced	Total Goal Interventions	Save & Retain	Deflect & Retain	Save & Deflect	Save Attempt	No Save Attempt
3	1	1	0	0	1	1

Aerial Control

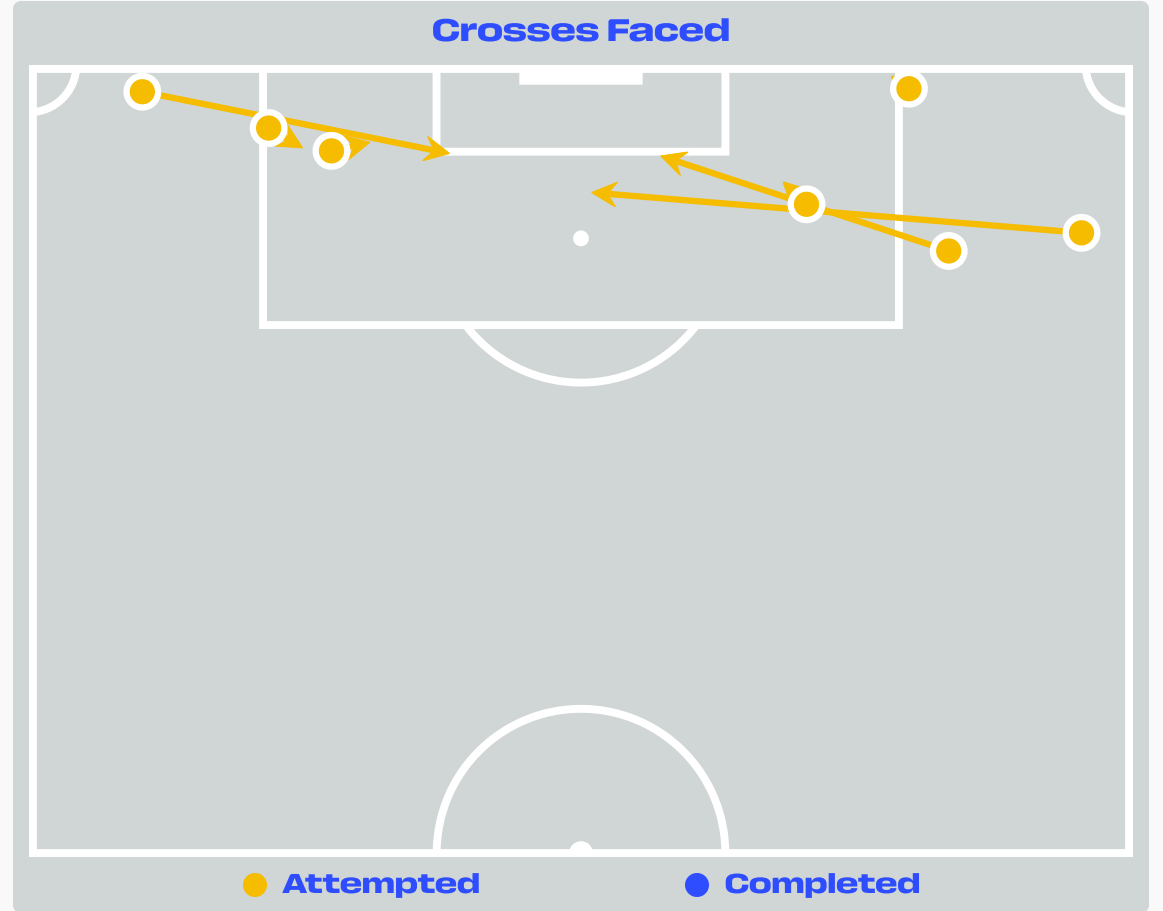

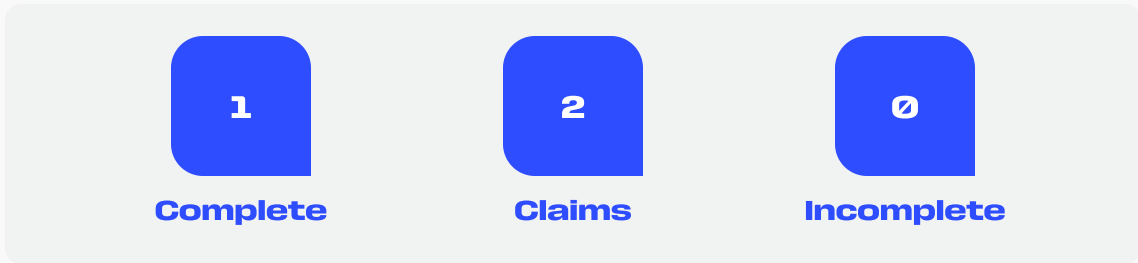


Delivery Types Faced

Total	In Swing	Out Swing	Driven	Lofted	Cutback	Push
12	2	4	0	2	1	3



Aerial Control



Delivery Types Faced

Total	In Swing	Out Swing	Driven	Lofted	Cutback	Push
9	0	3	2	1	0	3

SET PLAYS



Tunisia v Japan

Set Plays

48

Total Set Plays

16

Total Free Kicks

0

Total Penalties

3

Total Corners

29

Total Throw Ins

Free Kicks

Type	Total
Direct	15
Direct (on target)	0
Direct (off target)	0
Indirect	1

Corners

Delivery Type	From Left Side	From Right Side	Total
Direct to Area	0	2	2
Short	0	1	1
Edge of Penalty Area	0	0	0

Corners

Delivery Style	Total
Inswing	0
Outswing	2
Driven	0
Lofted	0

Set Plays

37

Total Set Plays

9

Total Free Kicks

0

Total Penalties

5

Total Corners

23

Total Throw Ins

Free Kicks

Type	Total
Direct	8
Direct (on target)	0
Direct (off target)	0
Indirect	1

Corners

Delivery Type	From Left Side	From Right Side	Total
Direct to Area	1	3	4
Short	0	1	1
Edge of Penalty Area	0	0	0

Corners

Delivery Style	Total
Inswing	1
Outswing	3
Driven	0
Lofted	0

INDIVIDUAL DATA IN POSSESSION



Tunisia v Japan

In Possession - Distributions

#	Player	Passes Attempted	Passes Completed	Pass Completion %	Switches of Play	Crosses Attempted	Crosses Completed	Line Breaks Attempted	Line Breaks Completed	Line Break Completion %	Ball Progressions	Take Ons	Step Ins	Attempts at Goal	Goals
16	Aymen DAHMEN	23	10	43%	1	0	0	15	3	20%	0	0	0	0	0
2	Ali ABDI	25	19	76%	0	2	0	8	5	62%	3	2	1	0	0
3	Montassar TALBI	50	47	94%	0	0	0	7	4	57%	0	0	0	0	0
4	Omar REKIK	51	41	80%	1	1	0	15	10	67%	2	0	2	0	0
6	Dylan BRONN	20	16	80%	1	0	0	6	3	50%	0	0	0	0	0
8	Elias SAAD	7	6	86%	0	1	0	0	0	0%	0	0	0	0	0
10	Hannibal MEJBRI	36	30	83%	0	1	0	11	9	82%	1	1	0	1	0
17	Ellyes SKHIRI	38	35	92%	0	0	0	9	7	78%	0	0	0	0	0
20	Yan VALERY	27	17	63%	1	1	0	9	2	22%	1	1	0	0	0
25	Anis SLIMANE	37	32	86%	1	1	1	12	10	83%	2	1	1	0	0
26	Sebastian TOUNEKTI	10	9	90%	0	2	0	1	0	0%	1	1	0	0	0
7	Elias ACHOURI	3	3	100%	0	0	0	1	1	100%	0	0	0	0	0
11	Ismael GHARBI	10	9	90%	0	0	0	0	0	0%	3	3	0	1	0
13	Rani KHEDIRA	4	4	100%	0	0	0	1	1	100%	0	0	0	0	0
19	Firas CHAOUAT	5	5	100%	0	0	0	0	0	0%	0	0	0	0	0
21	Mohamed Amine BEN HMIDA	30	22	73%	1	0	0	9	3	33%	0	0	0	0	0

In Possession - Offers & Receptions

			Offer movement types						
#	Player	Total Offers	In Front	In Between	Out to In	In to Out	In Behind	No Movement	Offers Received
16	Aymen DAHMEN	9	0	0	0	0	0	9	7
2	Ali ABDI	38	7	5	1	1	14	10	11
3	Montassar TALBI	6	0	0	0	0	0	6	3
4	Omar REKIK	6	2	0	0	0	0	4	4
6	Dylan BRONN	7	0	0	0	0	0	7	3
8	Elias SAAD	14	2	3	2	0	6	1	3
10	Hannibal MEJBRI	48	6	17	2	4	9	10	14
17	Ellyes SKHIRI	21	15	3	1	0	0	2	7
20	Yan VALERY	13	0	0	0	0	11	2	3
25	Anis SLIMANE	73	33	24	2	0	5	9	20
26	Sebastian TOUNEKTI	48	3	20	1	7	15	2	8
7	Elias ACHOURI	2	1	0	0	0	1	0	1
11	Ismael GHARBI	8	2	2	1	0	1	2	3
13	Rani KHEDIRA	2	0	0	0	1	0	1	1
19	Firas CHAOUAT	11	0	0	0	1	10	0	1
21	Mohamed Amine BEN HMIDA	14	2	0	0	0	0	12	6

In Possession - Distributions

#	Player	Passes Attempted	Passes Completed	Pass Completion %	Switches of Play	Crosses Attempted	Crosses Completed	Line Breaks Attempted	Line Breaks Completed	Line Break Completion %	Ball Progressions	Take Ons	Step Ins	Attempts at Goal	Goals
1	Zion SUZUKI	22	20	91%	0	0	0	4	3	75%	0	0	0	0	0
4	Kou ITAKURA	85	84	99%	0	0	0	6	5	83%	0	0	0	0	0
7	Ao TANAKA	75	72	96%	0	0	0	11	9	82%	0	0	0	1	0
10	Ritsu DOAN	36	32	89%	0	1	0	6	3	50%	0	0	0	0	0
13	Keito NAKAMURA	29	24	83%	0	1	1	6	5	83%	4	3	1	1	0
14	Junya ITO	44	34	77%	0	6	1	15	10	67%	9	8	1	2	1
15	Daichi KAMADA	28	22	79%	0	0	0	5	4	80%	0	0	0	0	1
18	Ayase UEDA	12	10	83%	0	1	0	1	1	100%	1	1	0	5	2
21	Hiroki ITO	78	72	92%	0	1	0	16	14	88%	0	0	0	0	0
22	Takehiro TOMIYASU	71	62	87%	1	0	0	22	14	64%	0	0	0	1	0
24	Kaishu SANO	75	72	96%	0	1	1	11	11	100%	0	0	0	0	0
2	Yukinari SUGAWARA	17	12	71%	1	1	0	6	3	50%	0	0	0	0	0
9	Keisuke GOTO	1	1	100%	0	0	0	1	1	100%	0	0	0	0	0
17	Yuito SUZUKI	4	4	100%	0	0	0	0	0	0%	3	3	0	0	0
20	Ayumu SEKO	13	11	85%	0	0	0	3	2	67%	0	0	0	0	0
25	Junnosuke SUZUKI	3	3	100%	0	0	0	0	0	0%	0	0	0	0	0

In Possession - Offers & Receptions

			Offer movement types						
#	Player	Total Offers	In Front	In Between	Out to In	In to Out	In Behind	No Movement	Offers Received
1	Zion SUZUKI	9	0	0	0	0	0	9	4
4	Kou ITAKURA	27	1	0	0	0	0	26	20
7	Ao TANAKA	57	38	11	0	0	1	7	21
10	Ritsu DOAN	35	4	2	1	0	19	9	10
13	Keito NAKAMURA	53	7	3	2	2	21	18	17
14	Junya ITO	65	21	14	1	2	18	9	25
15	Daichi KAMADA	53	11	23	2	7	7	3	20
18	Ayase UEDA	58	6	22	1	0	28	1	8
21	Hiroki ITO	37	10	2	0	1	1	23	19
22	Takehiro TOMIYASU	23	9	0	0	1	0	13	16
24	Kaishu SANO	48	20	9	0	0	3	16	14
2	Yukinari SUGAWARA	7	2	0	0	0	3	2	4
9	Keisuke GOTO	15	0	7	1	0	7	0	1
17	Yuito SUZUKI	12	2	2	0	1	5	2	5
20	Ayumu SEKO	5	1	0	0	0	0	4	3
25	Junnosuke SUZUKI	6	1	1	0	0	2	2	1

INDIVIDUAL DATA OUT OF POSSESSION



Tunisia v Japan

Out of Possession



#	Player	Tackles Made / Won	Blocks	Interceptions	Pressing Direct	Pressing Indirect	Duels Won - Aerial	Duels Won - Physical	Possession Contests won	Clearances	Loose Ball Receptions	Pushing On	Pushing On into Pressing	Possession Regains	Possession Interrupted
16	Aymen DAHMEN	0 / 0	0	0	0	0	0	0	0	0	2	0	0	3	0
2	Ali ABDI	9 / 3	3	2	12	20	1	0	1	1	1	40	18	5	4
3	Montassar TALBI	2 / 1	3	1	2	3	2	0	2	3	3	15	3	7	2
4	Omar REKIK	3 / 0	5	0	2	7	1	0	3	5	8	18	5	1	5
6	Dylan BRONN	0 / 0	1	0	1	3	0	0	0	8	1	13	3	3	3
8	Elias SAAD	0 / 0	1	0	1	19	0	0	1	0	2	20	14	1	0
10	Hannibal MEJBRI	3 / 0	1	0	4	41	0	0	0	0	3	43	30	1	0
17	Ellyes SKHIRI	1 / 0	1	1	2	14	2	0	2	4	6	34	7	1	3
20	Yan VALERY	3 / 1	2	0	4	17	0	1	1	5	2	34	9	6	3
25	Anis SLIMANE	3 / 2	3	0	3	11	2	0	2	1	2	19	5	3	3
26	Sebastian TOUNEKTI	0 / 0	0	0	1	27	0	0	0	0	2	23	18	0	0
7	Elias ACHOURI	1 / 1	0	1	1	0	0	0	1	0	0	1	1	2	0
11	Ismael GHARBI	1 / 0	1	0	0	21	0	0	0	0	3	14	13	0	0
13	Rani KHEDIRA	0 / 0	1	1	0	2	0	0	1	0	0	4	1	1	1
19	Firas CHAOUAT	0 / 0	0	0	0	9	1	0	1	0	2	5	2	0	0
21	Mohamed Amine BEN HMIDA	6 / 0	1	0	2	4	0	0	1	4	2	25	1	3	2

Out of Possession



#	Player	Tackles Made / Won	Blocks	Interceptions	Pressing Direct	Pressing Indirect	Duels Won - Aerial	Duels Won - Physical	Possession Contests won	Clearances	Loose Ball Receptions	Pushing On	Pushing On into Pressing	Possession Regains	Possession Interrupted
1	Zion SUZUKI	0 / 0	0	0	0	0	0	0	0	1	1	0	0	4	1
4	Kou ITAKURA	1 / 0	0	1	1	1	3	0	3	11	6	3	1	4	4
7	Ao TANAKA	4 / 2	2	1	11	26	0	0	0	0	2	21	13	4	3
10	Ritsu DOAN	2 / 0	2	0	4	12	2	0	2	1	2	14	6	3	1
13	Keito NAKAMURA	3 / 0	1	3	2	12	1	0	2	0	4	24	9	3	0
14	Junya ITO	3 / 0	3	1	1	29	0	0	1	1	3	23	17	3	2
15	Daichi KAMADA	2 / 2	3	0	7	26	0	0	0	0	0	18	12	2	2
18	Ayase UEDA	1 / 0	0	0	2	29	6	0	7	0	3	25	15	1	0
21	Hiroki ITO	6 / 1	0	1	7	5	2	0	2	8	4	28	6	4	6
22	Takehiro TOMIYASU	3 / 0	3	1	3	7	4	0	4	3	2	15	5	7	2
24	Kaishu SANO	2 / 0	1	1	5	3	0	0	0	1	7	12	1	3	1
2	Yukinari SUGAWARA	0 / 0	0	0	1	3	1	0	1	0	2	3	2	0	0
9	Keisuke GOTO	1 / 1	0	0	3	3	0	0	0	0	0	9	4	1	0
17	Yuito SUZUKI	0 / 0	0	0	2	5	0	0	0	0	1	10	5	0	0
20	Ayumu SEKO	0 / 0	0	0	0	0	1	0	1	1	2	0	0	1	0
25	Junnosuke SUZUKI	0 / 0	2	0	1	8	1	0	1	0	1	5	2	2	0

INDIVIDUAL DATA PHYSICAL



Tunisia v Japan

Physical Data



#	Player	Total Distance (m)	Zone 1: 0-7 km/h (m)	Zone 2: 7-15 km/h (m)	Zone 3: 15-20 km/h (m)	Zone 4: 20-25 km/h (m)	Zone 5: 25+ km/h (m)	High Speed Runs (Zone 3)	Sprints (Zone 4 & 5)	Top Speed (km/h)
16	Aymen DAHMEN	3984.0	3385.8	561.2	37.0	0	0	2.0	0	19.0
2	Ali ABDI	9656.6	4066.8	3311.9	1256.6	684.3	336.9	111.0	49.0	34.8
3	Montassar TALBI	10090.8	3847.4	4693.6	1138.7	316.7	94.5	92.0	24.0	29.2
4	Omar REKIK	10604.0	3964.3	4777.3	1258.8	478.3	125.3	102.0	33.0	30.0
6	Dylan BRONN	5012.7	2061.9	2284.7	448.3	166.2	51.6	38.0	13.0	27.8
8	Elias SAAD	6220.8	1681.3	2997.1	910.1	469.6	162.7	79.0	30.0	32.3
10	Hannibal MEJBRI	10278.4	3956.9	4588.0	1143.8	491.3	98.4	116.0	37.0	31.1
17	Ellyes SKHIRI	10691.5	3481.6	5617.7	1181.9	311.1	99.2	110.0	20.0	29.5
20	Yan VALERY	10745.2	4045.3	4492.6	1341.8	703.2	162.4	120.0	43.0	32.5
25	Anis SLIMANE	11911.1	3488.1	5954.0	1631.6	681.2	156.2	159.0	46.0	30.3
26	Sebastian TOUNEKTI	7989.4	2716.1	3428.8	1177.7	511.5	155.4	108.0	36.0	32.9
7	Elias ACHOURI	711.9	263.0	206.3	114.0	55.0	73.6	7.0	6.0	29.9
11	Ismael GHARBI	5432.9	1885.4	2450.9	761.4	238.3	96.9	65.0	23.0	31.0
13	Rani KHEDIRA	868.5	164.2	407.6	179.9	87.6	29.3	14.0	5.0	28.7
19	Firas CHAOUAT	3340.8	1082.5	1492.8	499.5	187.6	78.4	47.0	16.0	31.6
21	Mohamed Amine BEN HMIDA	4901.4	2233.1	2057.4	379.4	130.1	101.5	30.0	12.0	32.9

Physical Data



#	Player	Total Distance (m)	Zone 1: 0-7 km/h (m)	Zone 2: 7-15 km/h (m)	Zone 3: 15-20 km/h (m)	Zone 4: 20-25 km/h (m)	Zone 5: 25+ km/h (m)	High Speed Runs (Zone 3)	Sprints (Zone 4 & 5)	Top Speed (km/h)
1	Zion SUZUKI	5410.5	3880.5	1384.6	112.4	25.8	7.2	13.0	2.0	25.7
4	Kou ITAKURA	9861.4	3996.5	4371.8	1068.1	302.0	122.9	87.0	27.0	30.9
7	Ao TANAKA	11177.0	3738.2	5399.9	1520.6	400.2	118.2	143.0	28.0	32.0
10	Ritsu DOAN	8422.1	3135.5	3592.0	913.8	558.2	222.6	77.0	44.0	31.3
13	Keito NAKAMURA	8989.8	3428.4	3442.8	1366.9	563.6	188.2	112.0	44.0	33.1
14	Junya ITO	10155.9	4019.6	4198.0	1079.6	587.1	271.6	88.0	43.0	33.0
15	Daichi KAMADA	8404.8	3154.1	3416.2	1179.8	583.7	70.9	96.0	41.0	27.7
18	Ayase UEDA	9059.2	3608.9	3854.2	1024.8	397.2	174.1	85.0	33.0	32.5
21	Hiroki ITO	10361.4	4332.3	4213.9	1237.6	486.3	91.3	103.0	39.0	30.0
22	Takehiro TOMIYASU	8493.2	3215.3	3978.8	1029.8	235.1	34.3	81.0	18.0	28.4
24	Kaishu SANO	11503.9	3964.1	5272.6	1698.0	419.2	150.1	139.0	34.0	31.1
2	Yukinari SUGAWARA	2445.7	993.7	982.9	249.7	112.3	107.0	16.0	10.0	32.6
9	Keisuke GOTO	1396.3	497.1	454.9	180.4	126.1	137.8	15.0	10.0	31.1
17	Yuito SUZUKI	2226.6	732.8	731.2	405.7	143.2	213.8	32.0	14.0	33.6
20	Ayumu SEKO	1869.7	705.5	891.2	215.9	42.2	15.0	16.0	4.0	26.5
25	Junnosuke SUZUKI	2449.6	915.7	881.6	330.8	273.4	48.0	29.0	18.0	28.6



TM