



Brazil 3 - 0 Haiti

Group C - Match 29

19 June 2026

20:30 Kick Off

Philadelphia Stadium

POST MATCH SUMMARY REPORT

Match Summary - Teams



3 - 0

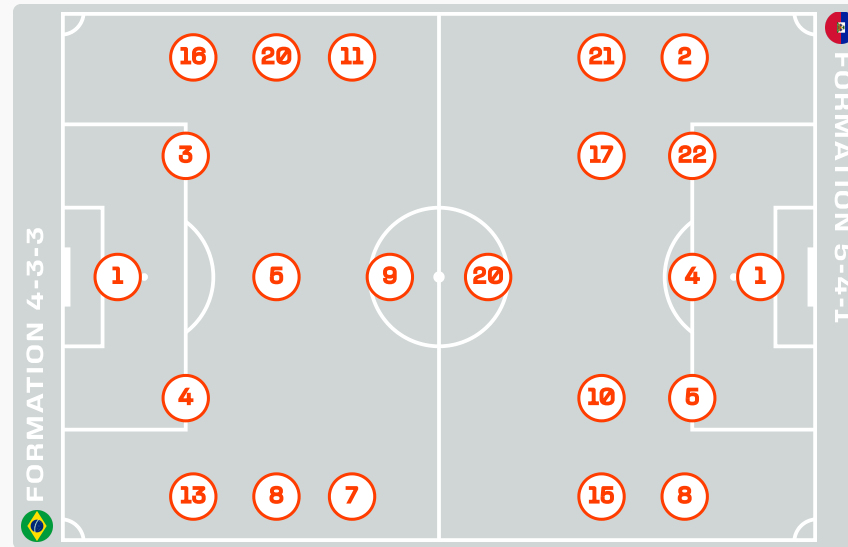


STARTING

- 1 GK ALISSON
- 3 DF GABRIEL MAGALHAES
- 4 DF MARQUINHOS
- 5 MF CASEMIRO
- 7 FW VINICIUS JUNIOR ⚽ 45+3' ↓ 81'
- 8 MF BRUNO GUIMARAES ↓ 81'
- 9 FW MATHEUS CUNHA ⚽ 23' ⚽ 36' ↓ 64'
- 11 FW RAPHINHA ↓ 40'
- 13 DF DANILO
- 16 DF DOUGLAS SANTOS 🟡 65'
- 20 MF LUCAS PAQUETA ↓ 64'

SUBSTITUTES

- 12 GK WEVERTON
- 23 GK EDERSON
- 2 MF EDERSON SILVA ↑ 81'
- 6 DF ALEX SANDRO
- 10 FW NEYMAR JR
- 14 DF BREMER
- 15 DF LEO PEREIRA
- 17 MF FABINHO
- 18 MF DANILO SANTOS ↑ 81'
- 19 FW ENDRICK ↑ 64'
- 21 FW LUIZ HENRIQUE
- 22 FW GABRIEL MARTINELLI ↑ 64'
- 24 DF ROGER IBANEZ
- 25 FW IGOR THIAGO
- 26 FW RAVAN ↑ 40'



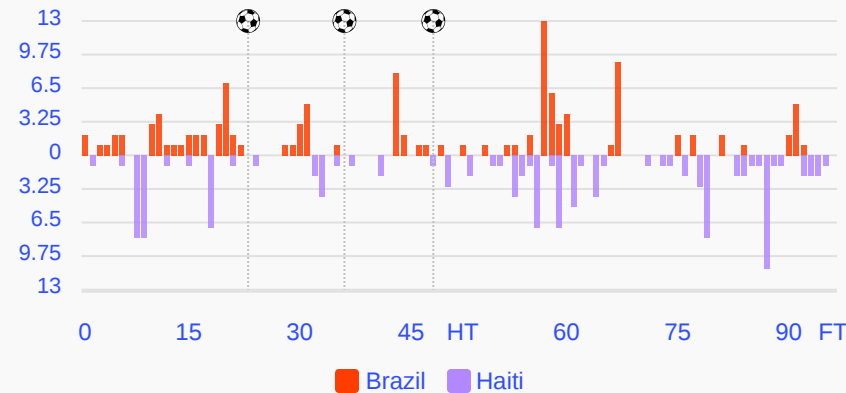
STARTING

- Johny PLACIDE GK 1
- ↓ 45' 🟡 4' Carlens ARCUS DF 2
- Ricardo ADE DF 4
- Hannes DELCROIX DF 5
- Martin EXPERIENCE DF 8
- ↓ 81' Jean-Ricner BELLEGARDE MF 10
- ↓ 71' Ruben PROVIDENCE FW 15
- 🟡 72' Danley JEAN JACQUES MF 17
- 🟡 49' ↓ 45' Frantzdy PIERROT FW 20
- ↓ 63' Josue CASIMIR FW 21
- Jean-Kevin DUVERNE DF 22

SUBSTITUTES

- Alexandre PIERRE GK 12
- Josue DUVERGER GK 23
- Keeto THERMONCY DF 3
- Carl SAINTE MF 6
- ↑ 81' Derrick ETIENNE FW 7
- Duckens NAZON FW 9
- ↑ 63' Louicius DEEDSON FW 11
- Markhus LACROIX DF 13
- Garven METUSALA DF 14
- ↑ 71' Lenny JOSEPH FW 16
- ↑ 45' Wilson ISIDOR FW 18
- Yassin FORTUNE FW 19
- Wilguens PAUGAIN DF 24
- ↑ 45' Dominique SIMON MF 25
- Woodensky PIERRE MF 26

Distribution in the Final Third



Match Summary - Key Statistics



3 — **0**



Possession

Total	49%	7.8%	43.2%	Total
3	Goals			0
1.42	xG (Expected Goals)			0.26
7 (4)	Attempts at Goal (On Target)			7 (3)
551 (484)	Total Passes (Complete)			402 (338)
88 %	Pass Completion %			84 %
105	Completed Line Breaks			84
13	Defensive Line Breaks			10
84	Receptions in the Final Third			88
11	Crosses			13
21	Ball Progressions			29
195 (32)	Defensive Pressures Applied (Direct Pressures)			294 (58)
39	Forced Turnovers			34
50	Second Balls			63
113.6 km	Total Distance Covered			112.8 km
5.9 km	Zone 4 - Low Speed Sprinting: 20-25 km/h			6.1 km



Brazil

Phases of Play

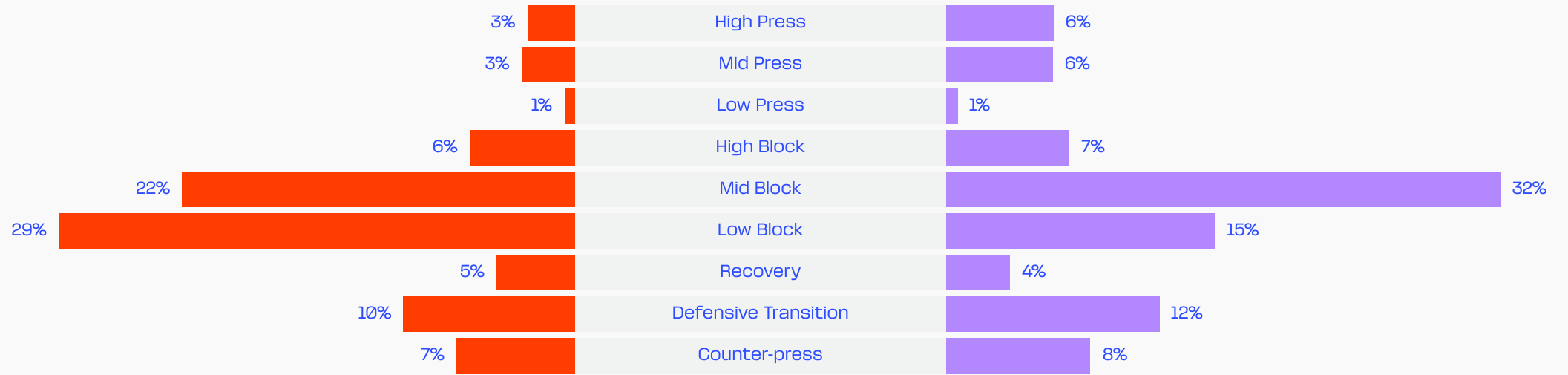
Haiti



IN POSSESSION



OUT OF POSSESSION

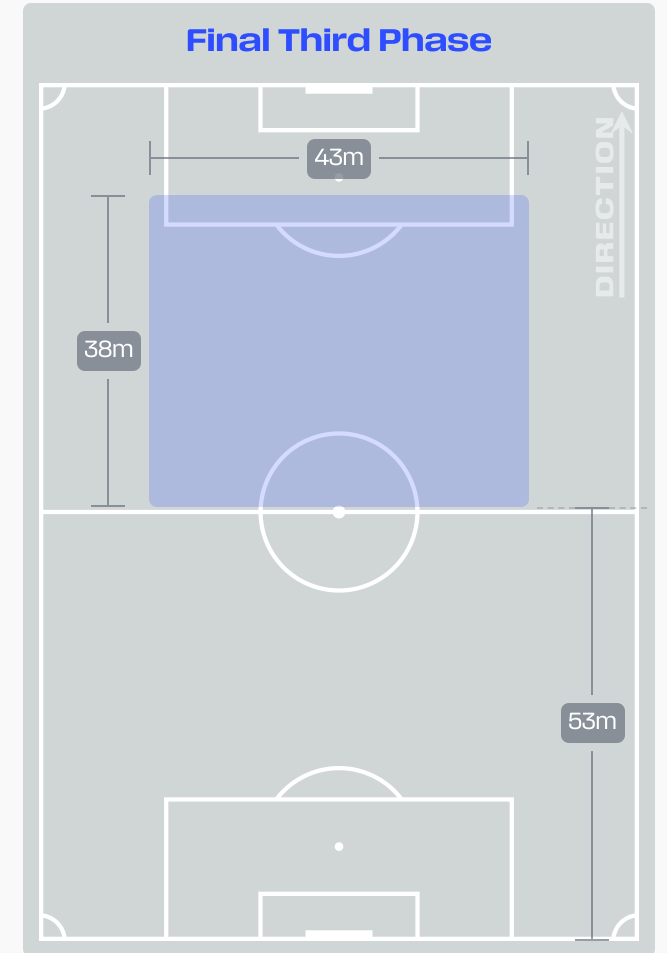
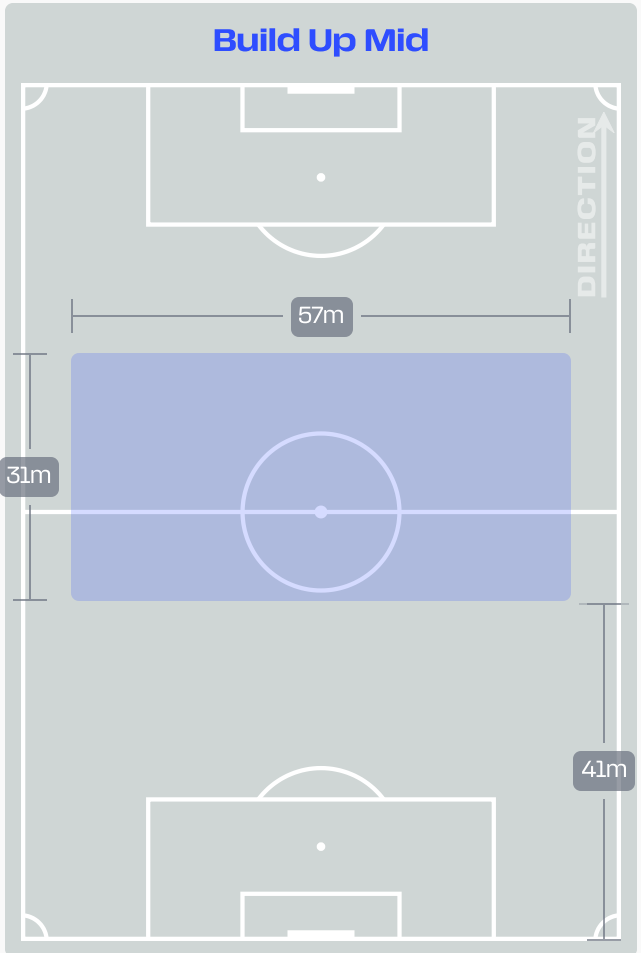
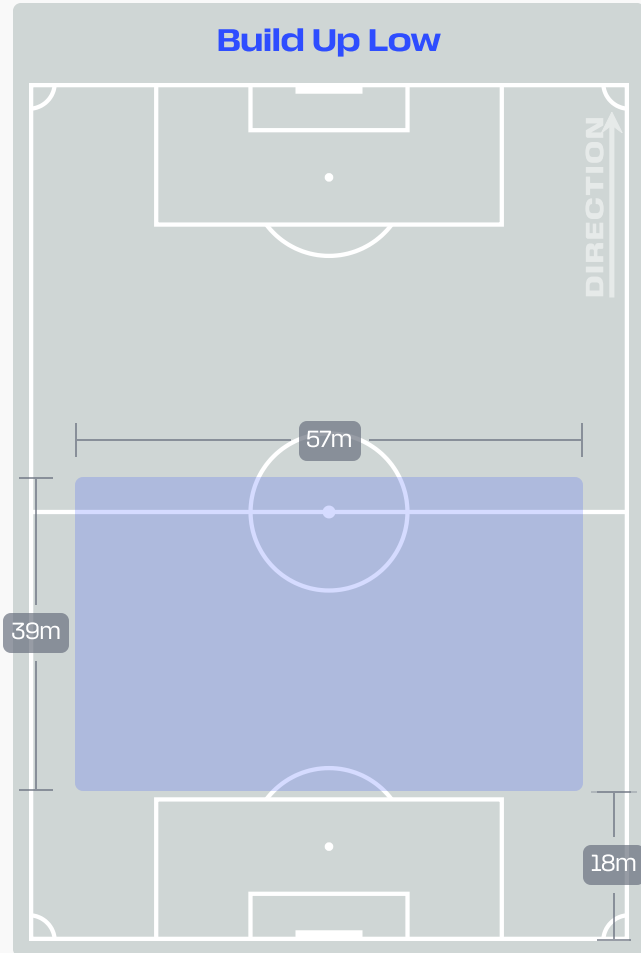


IN POSSESSION

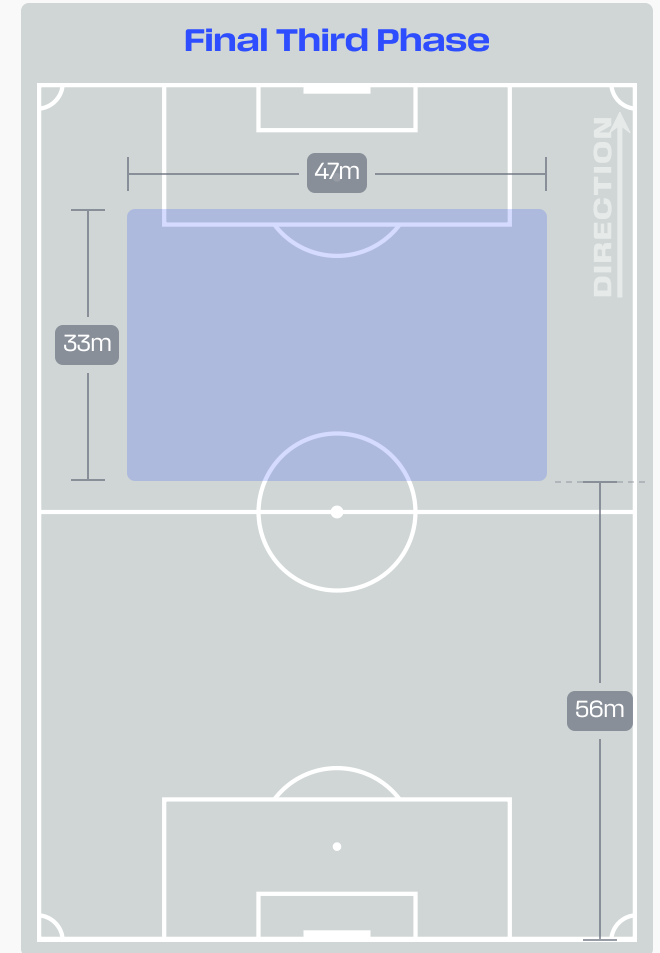
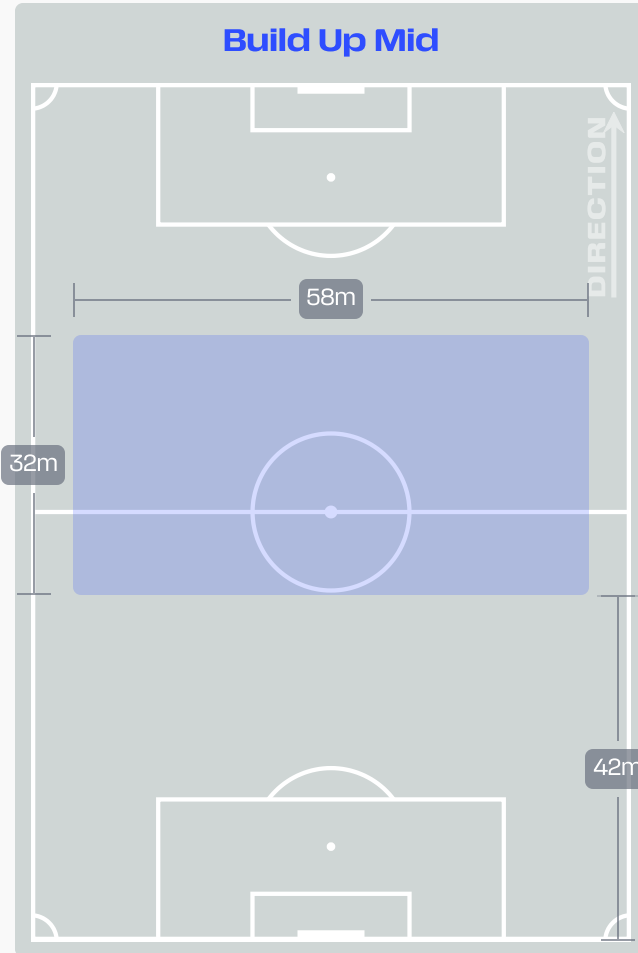
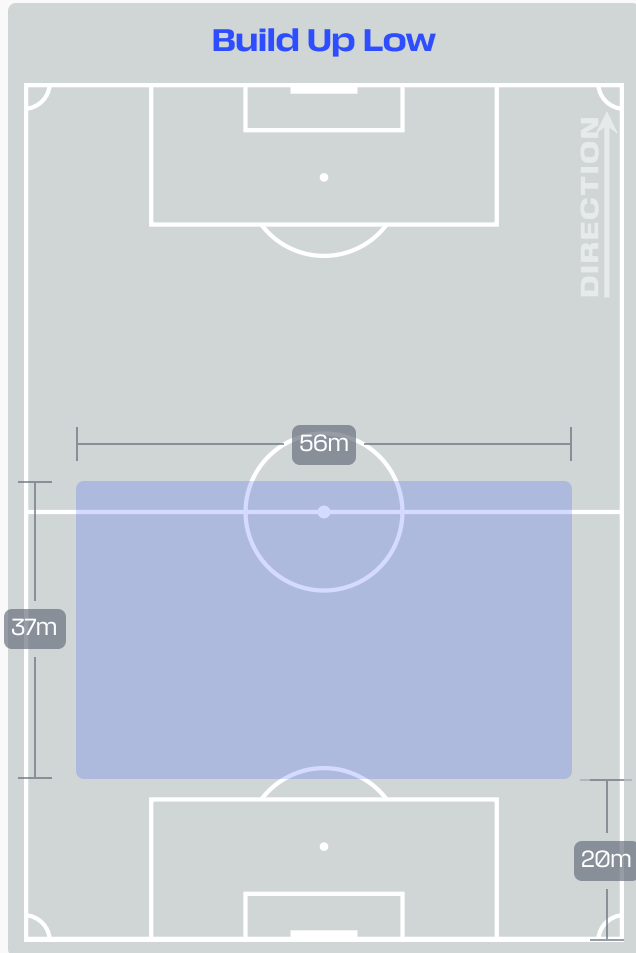


Brazil v Haiti

In Possession Line Height & Team Length



In Possession Line Height & Team Length



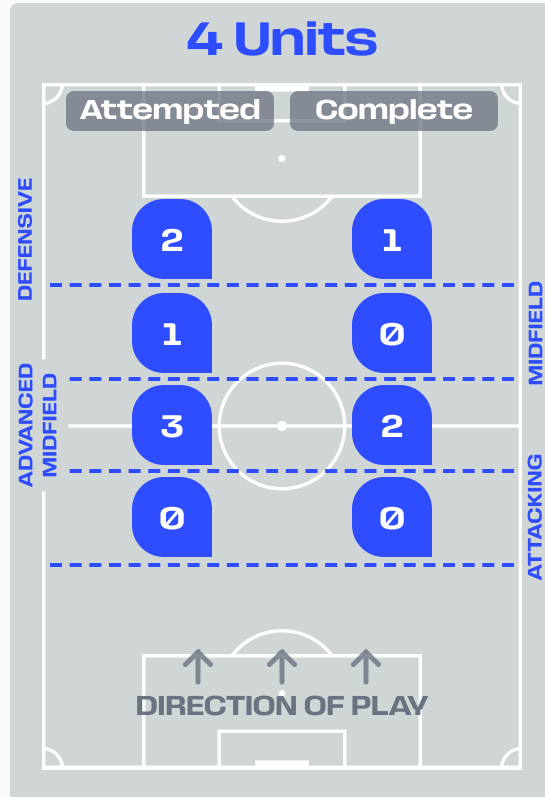
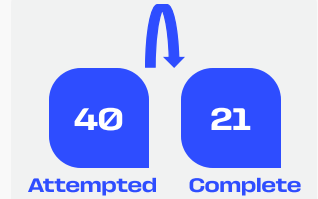
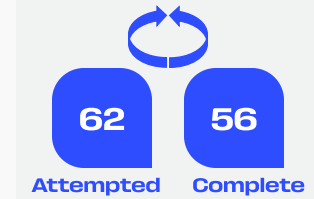
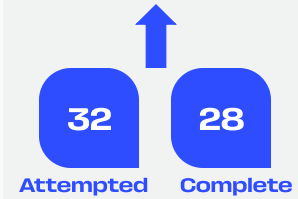
Line Breaks



Brazil

Attempted Line Breaks

134



Attempted Line Breaks 6

Inside Shape 5

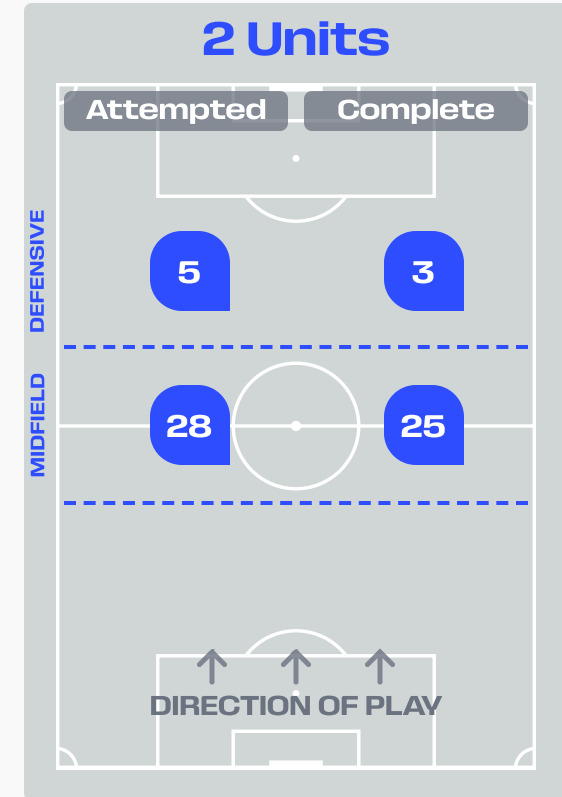
Outside Shape 1



Attempted Line Breaks 95

Inside Shape 52

Outside Shape 43



Attempted Line Breaks 33

Inside Shape 15

Outside Shape 18

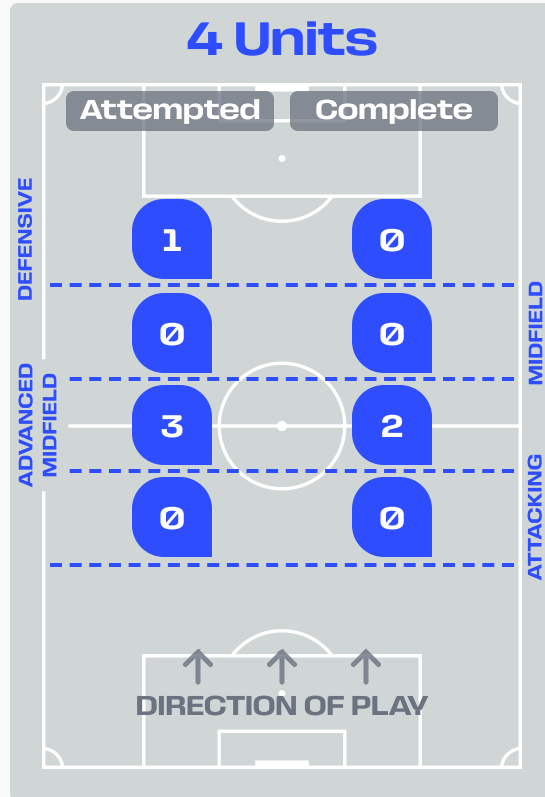
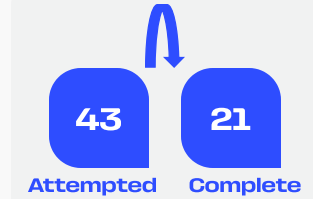
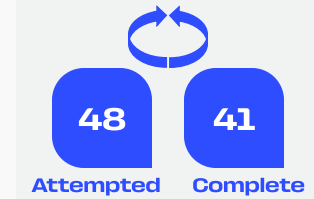
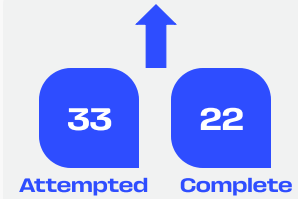
Line Breaks



Haiti

Attempted Line Breaks

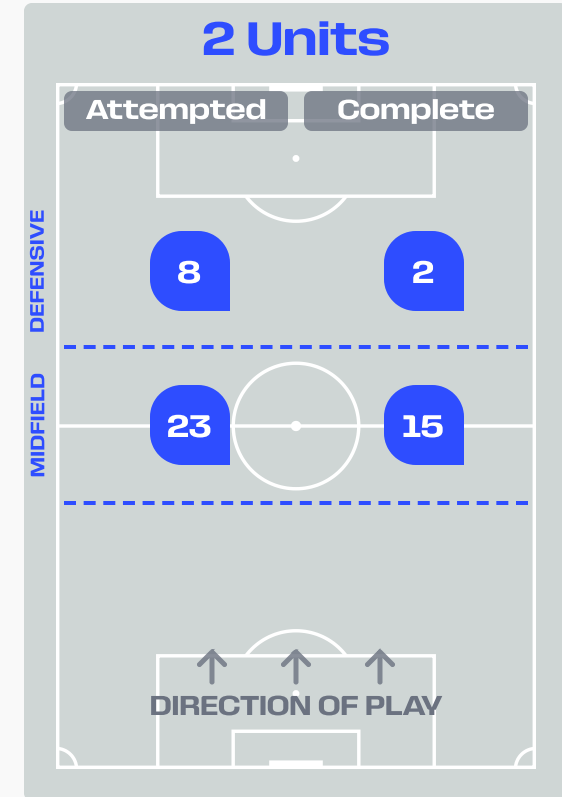
124



Attempted Line Breaks	4
Inside Shape	2
Outside Shape	2



Attempted Line Breaks	89
Inside Shape	49
Outside Shape	40



Attempted Line Breaks	31
Inside Shape	22
Outside Shape	9

Line Breaks



					4 Units				3 Units			2 Units		Direction			Distribution Type		
#	Player	Line Breaks Attempted	Line Breaks Completed	Line Break Completion %	Attacking Line	Attacking Midfield Line	Midfield Line	Defensive Line	Attacking Line	Midfield Line	Defensive Line	Midfield Line	Defensive Line	Through	Around	Over	Pass	Cross	Ball Progression
1	ALISSON	8	3	38%	0	1	1	0	3	2	0	1	0	1	0	7	8	0	0
3	GABRIEL MAGALHAES	19	18	95%	0	0	0	0	16	1	0	1	1	4	13	2	17	0	2
4	MARQUINHOS	22	21	95%	0	0	0	0	11	5	2	4	0	3	12	7	22	0	0
5	CASEMIRO	10	7	70%	0	0	0	1	1	5	0	3	0	5	1	4	10	0	0
7	VINICIUS JUNIOR	5	3	60%	0	0	0	0	1	1	0	2	1	1	4	0	2	0	3
8	BRUNO GUIMARAES	11	7	64%	0	1	0	0	0	3	5	2	0	2	3	6	10	0	1
9	MATHEUS CUNHA	6	3	50%	0	0	0	0	0	3	3	0	0	4	1	1	5	1	0
11	RAPHINHA	1	1	100%	0	0	0	0	0	0	0	1	0	1	0	0	1	0	0
13	DANILO	20	16	80%	0	0	0	1	4	5	1	8	1	0	16	4	19	0	1
16	DOUGLAS SANTOS	8	6	75%	0	0	0	0	4	2	1	0	1	3	3	2	8	0	0
20	LUCAS PAQUETA	17	15	88%	0	1	0	0	3	6	3	4	0	6	7	4	16	0	1
2	EDERSON SILVA	0	0	0%	0	0	0	0	0	0	0	0	0	0	0	0	0	0	0
18	DANILO SANTOS	2	1	50%	0	0	0	0	0	0	1	1	0	0	1	1	2	0	0
19	ENDRICK	0	0	0%	0	0	0	0	0	0	0	0	0	0	0	0	0	0	0
22	GABRIEL MARTINELLI	1	1	100%	0	0	0	0	0	0	0	1	0	1	0	0	1	0	0
26	RAYAN	4	3	75%	0	0	0	0	0	3	0	0	1	1	1	2	3	0	1

Line Breaks



					4 Units				3 Units			2 Units		Direction			Distribution Type		
#	Player	Line Breaks Attempted	Line Breaks Completed	Line Break Completion %	Attacking Line	Attacking Midfield Line	Midfield Line	Defensive Line	Attacking Line	Midfield Line	Defensive Line	Midfield Line	Defensive Line	Through	Around	Over	Pass	Cross	Ball Progression
1	Johny PLACIDE	20	9	45%	0	0	0	0	6	11	0	3	0	0	1	19	20	0	0
2	Carlens ARCUS	5	3	60%	0	0	0	0	0	4	0	0	1	0	3	2	4	0	1
4	Ricardo ADE	11	10	91%	0	1	0	0	5	1	2	2	0	6	3	2	10	0	1
5	Hannes DELCROIX	17	16	94%	0	1	0	0	10	1	2	3	0	3	11	3	17	0	0
8	Martin EXPERIENCE	7	4	57%	0	0	0	0	2	2	2	0	1	2	4	1	7	0	0
10	Jean-Ricner BELLEGARDE	18	11	61%	0	0	0	0	0	9	2	7	0	9	2	7	15	2	1
15	Ruben PROVIDENCE	3	2	67%	0	0	0	0	0	2	1	0	0	1	2	0	2	0	1
17	Danley JEAN JACQUES	9	9	100%	0	0	0	0	5	3	0	1	0	4	3	2	9	0	0
20	Frantzdy PIERROT	0	0	0%	0	0	0	0	0	0	0	0	0	0	0	0	0	0	0
21	Josue CASIMIR	2	1	50%	0	0	0	0	0	1	1	0	0	1	1	0	2	0	0
22	Jean-Kevin DUVERNE	11	9	82%	0	0	0	0	6	2	0	3	0	2	6	3	9	0	2
7	Derrick ETIENNE	2	0	0%	0	0	0	1	0	0	0	0	1	1	1	0	2	0	0
11	Louicius DEEDSON	5	3	60%	0	0	0	0	0	1	1	2	1	0	4	1	3	1	1
16	Lenny JOSEPH	2	1	50%	0	0	0	0	0	1	0	0	1	1	1	0	1	0	1
18	Wilson ISIDOR	4	3	75%	0	0	0	0	0	2	0	1	1	1	2	1	4	0	0
25	Dominique SIMON	8	3	38%	0	1	0	0	2	2	0	1	2	2	4	2	7	0	1



Passing Networks

#	Passes From ↓ to →	ALISSON	GABRIEL MAGALHAES	MARQUINHOS	CASEMIRO	VINICIUS JUNIOR	BRUNO GUIMARAES	MATHEUS CUNHA	RAPHINHA	DANILO	DOUGLAS SANTOS	LUCAS PAQUETA	EDERSON SILVA	DANILO SANTOS	ENDRICK	GABRIEL MARTINELLI	RAYAN
1	ALISSON		3	16	2	0	1	0	0	1	3	0	0	0	0	1	0
3	GABRIEL MAGALHAES	14		21	11	2	1	6	0	0	8	12	0	0	0	1	0
4	MARQUINHOS	3	26		5	1	3	1	4	27	3	3	0	0	0	0	4
5	CASEMIRO	1	5	12		0	2	4	1	5	2	8	1	0	1	3	2
7	VINICIUS JUNIOR	0	3	0	2		0	2	0	1	3	3	0	0	0	1	0
8	BRUNO GUIMARAES	0	4	3	2	3		4	0	3	0	3	0	0	0	0	4
9	MATHEUS CUNHA	0	2	0	6	1	4		1	2	1	6	0	0	0	0	2
11	RAPHINHA	0	0	0	0	0	4	3		2	0	1	0	0	0	0	0
13	DANILO	2	5	13	2	0	5	0	9		0	1	0	0	0	1	8
16	DOUGLAS SANTOS	1	8	1	2	11	0	1	0	1		8	0	0	0	2	0
20	LUCAS PAQUETA	1	6	0	5	9	5	4	2	1	13		0	0	0	0	0
2	EDERSON SILVA	1	0	0	1	0	0	0	0	0	0	0		0	0	0	0
18	DANILO SANTOS	0	0	0	0	0	0	0	0	0	0	0	1		0	2	0
19	ENDRICK	0	0	0	0	0	0	0	0	0	0	0	0	2		0	1
22	GABRIEL MARTINELLI	1	0	0	1	0	2	0	0	1	1	0	1	0	2		0
26	RAYAN	0	0	2	2	0	1	4	0	4	1	0	0	0	0	1	

Top 5 Player to Player Passers		
Player	Passed To	% of Total Team Passes
MARQUINHOS	DANILO	5.8%
MARQUINHOS	GABRIEL MAGALHAES	5.6%
GABRIEL MAGALHAES	MARQUINHOS	4.5%
ALISSON	MARQUINHOS	3.4%
GABRIEL MAGALHAES	ALISSON	3%

Passing Networks

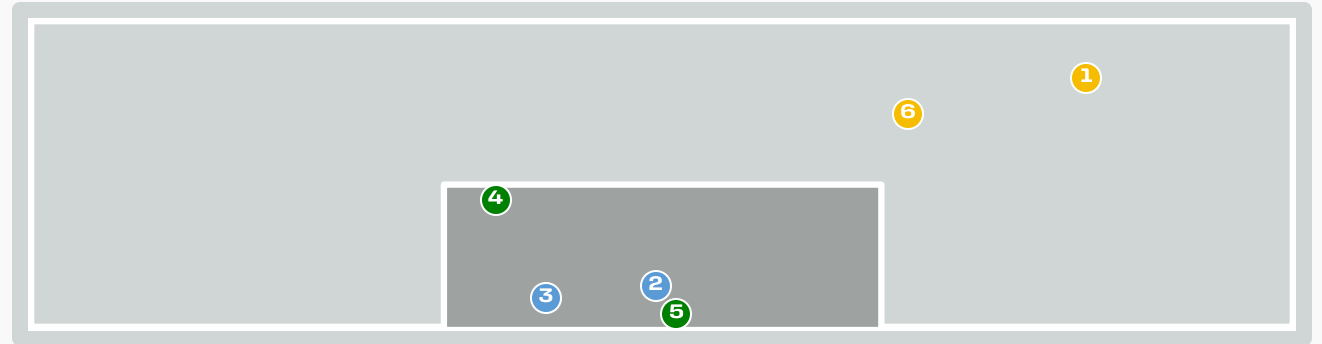
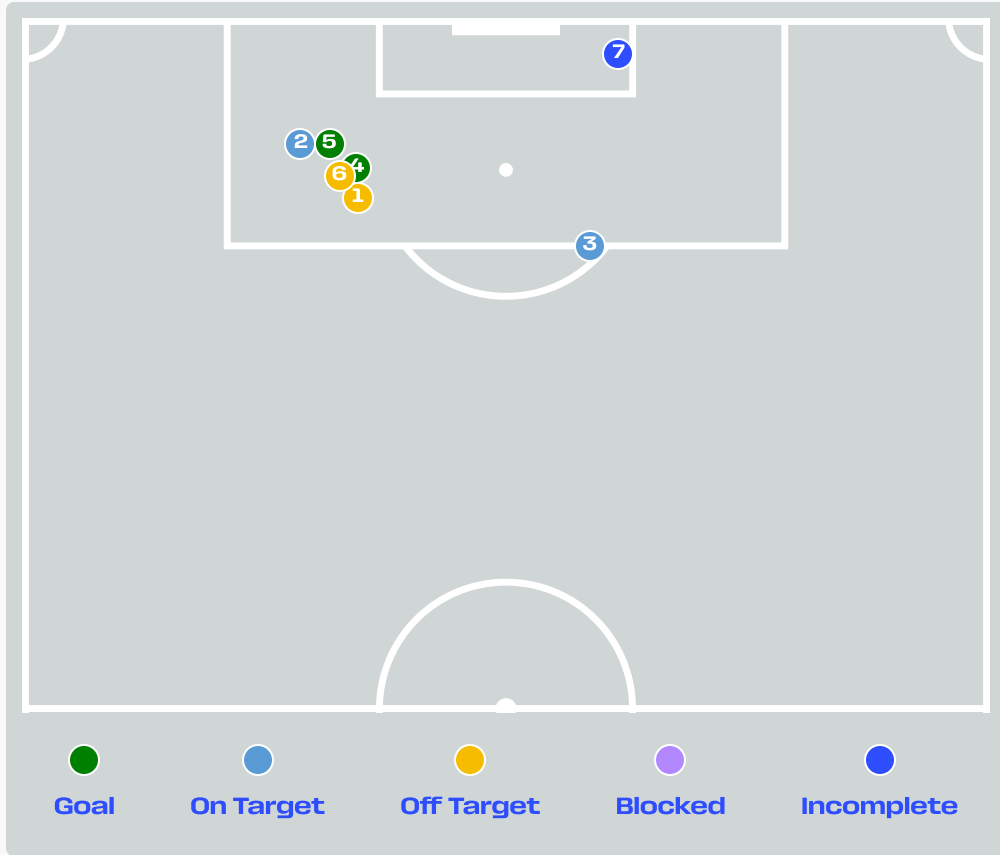


#	Passes From ↓ to →	Johny PLACIDE	Carlens ARCUS	Ricardo ADE	Hannes DELCROIX	Martin EXPERIENCE	Jean-Ricner BELLEGARDE	Ruben PROVIDENCE	Danley JEAN JACQUES	Frantzdy PIERROT	Josue CASIMIR	Jean-Kevin DUVERNE	Derrick ETIENNE	Loucius DEEDSON	Lenny JOSEPH	Wilson ISIDOR	Dominique SIMON
1	Johny PLACIDE		1	5	4	1	0	0	2	1	0	5	0	0	0	0	1
2	Carlens ARCUS	1		0	0	0	1	0	1	1	4	1	0	0	0	0	0
4	Ricardo ADE	2	0		10	0	3	0	4	0	1	5	2	1	0	3	2
5	Hannes DELCROIX	10	0	8		11	6	4	5	0	0	0	0	2	0	0	1
8	Martin EXPERIENCE	0	0	1	4		8	4	3	1	1	1	0	1	1	1	5
10	Jean-Ricner BELLEGARDE	1	1	2	7	4		3	5	3	2	6	0	0	1	1	0
15	Ruben PROVIDENCE	0	1	0	4	3	0		1	0	0	0	0	0	0	0	0
17	Danley JEAN JACQUES	1	0	3	3	3	12	2		0	4	11	0	0	0	2	3
20	Frantzdy PIERROT	0	0	0	0	1	2	2	1		0	0	0	0	0	0	0
21	Josue CASIMIR	0	2	0	0	0	0	1	3	0		6	0	0	0	0	0
22	Jean-Kevin DUVERNE	4	3	6	2	0	3	0	12	3	3		0	1	0	0	1
7	Derrick ETIENNE	0	0	0	0	0	0	0	0	0	0	0		2	0	0	2
11	Loucius DEEDSON	0	0	0	0	0	0	0	1	0	0	1	3		0	1	0
16	Lenny JOSEPH	0	0	0	0	1	0	0	0	0	0	0	1	0		0	0
18	Wilson ISIDOR	1	0	2	0	0	0	0	1	0	1	0	0	0	1		3
25	Dominique SIMON	0	0	3	2	2	1	0	3	0	0	1	1	0	1	2	

Top 5 Player to Player Passers		
Player	Passed To	% of Total Team Passes
Danley JEAN JACQUES	Jean-Ricner BELLEGARDE	3.7%
Jean-Kevin DUVERNE	Danley JEAN JACQUES	3.7%
Hannes DELCROIX	Martin EXPERIENCE	3.4%
Danley JEAN JACQUES	Jean-Kevin DUVERNE	3.4%
Ricardo ADE	Hannes DELCROIX	3.1%



Attempts at Goal



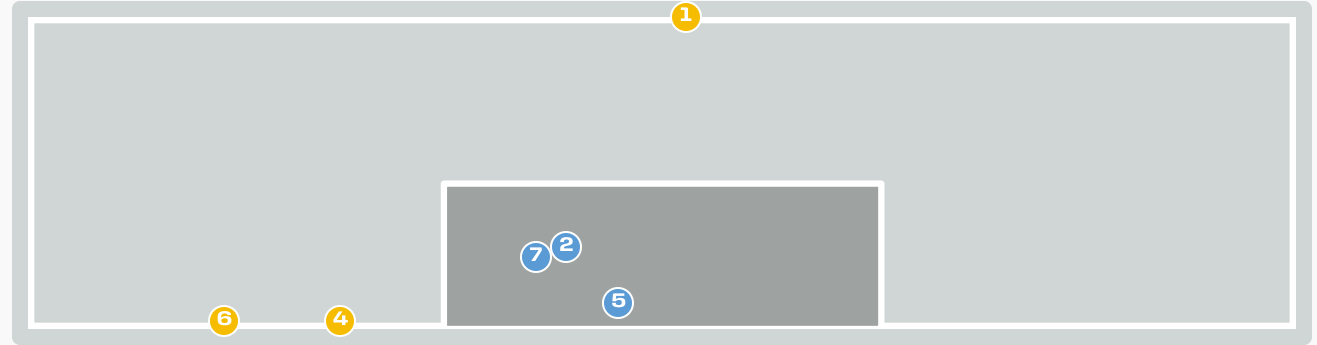
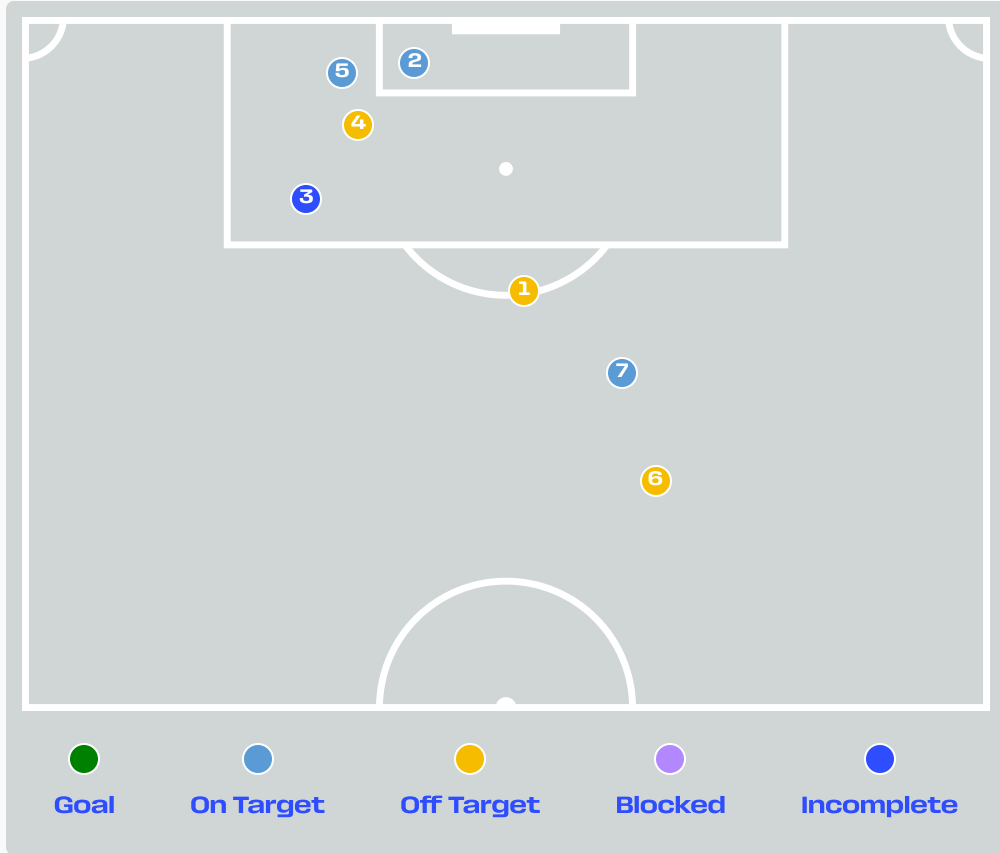
Key	Outcome	Shots
●	Goals	2
●	On Target	2
●	Off Target	2
●	Blocked	0
●	Incomplete	1






Attempts at Goal



Time	Player	Outcome	Body Part	Delivery Type
16	7 VINICIUS JUNIOR	Deflected Off Target - Defensive Event	Right Foot	Loose Ball
22	7 VINICIUS JUNIOR	On Target - Saved	Right Foot	Pass
28	11 RAPHINHA	On Target - Saved	Left Foot	Pass
35	9 MATHEUS CUNHA	On Target - Goal	Left Foot	Pass
47	7 VINICIUS JUNIOR	On Target - Goal	Right Foot	Pass
75	16 DOUGLAS SANTOS	Off Target	Left Foot	Pass
90	2 EDERSON SILVA	Incomplete - Player On Ball Error	Right Foot	Cross

Attempts at Goal



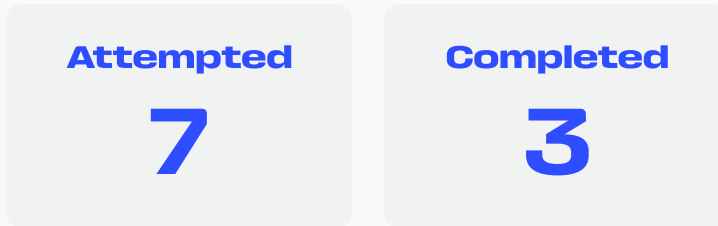
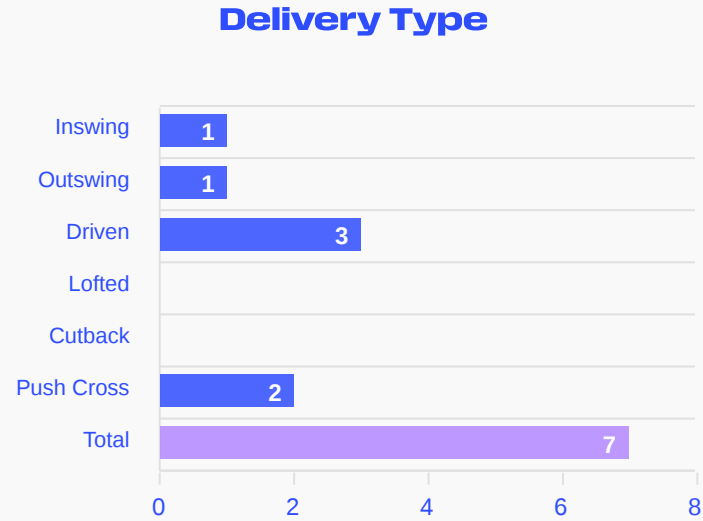
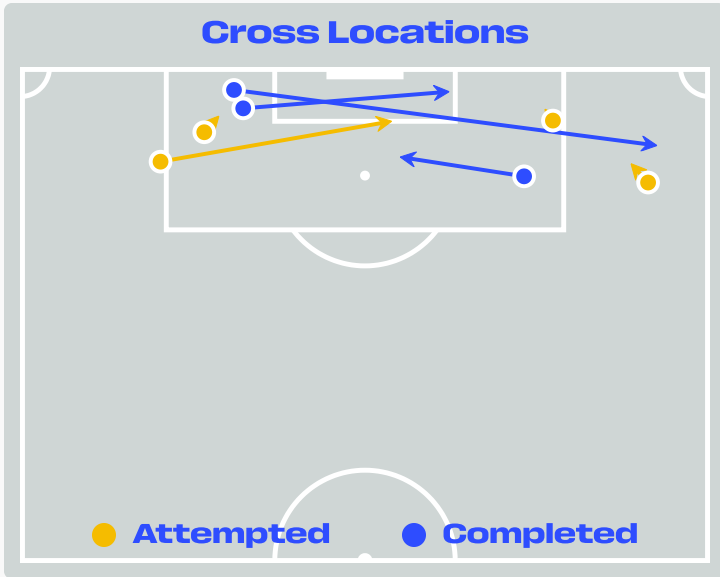
Key	Outcome	Shots
	Goals	0
	On Target	3
	Off Target	3
	Blocked	0
	Incomplete	1

Attempts at Goal



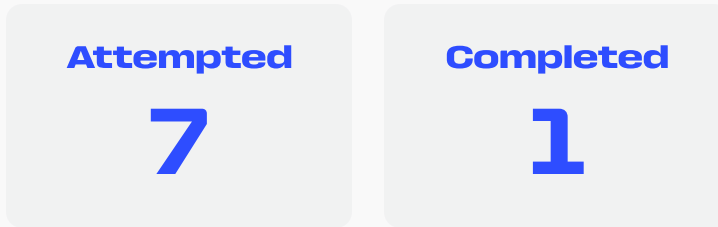
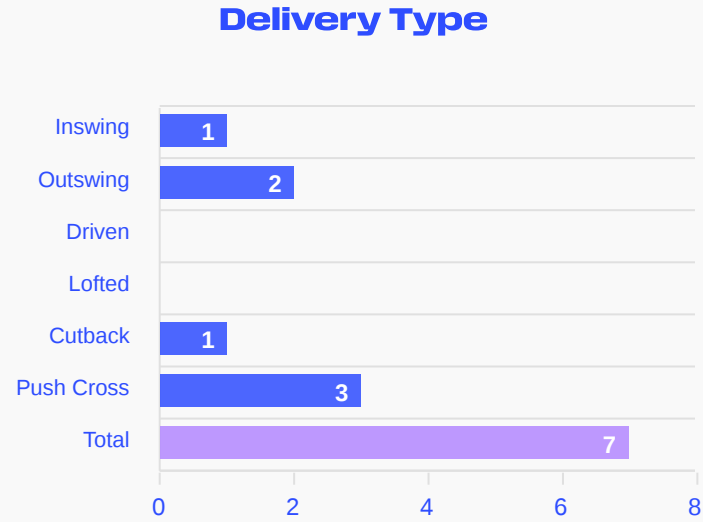
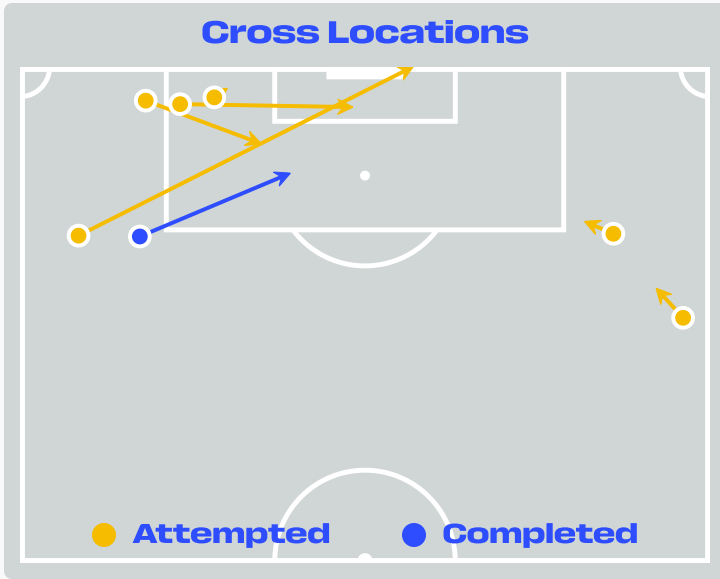
Time	Player	Outcome	Body Part	Delivery Type
48	18 Wilson ISIDOR	Deflected Off Target - Defensive Event	Right Foot	Loose Ball
62	4 Ricardo ADE	On Target - Saved	Head	Corner
65	15 Ruben PROVIDENCE	Incomplete - Player On Ball Error	Right Foot	Loose Ball
65	22 Jean-Kevin DUVERNE	Off Target	Right Foot	Loose Ball
86	18 Wilson ISIDOR	On Target - Saved	Left Foot	Pass
88	4 Ricardo ADE	Off Target	Right Foot	Pass
92	25 Dominique SIMON	On Target - Saved	Right Foot	Pass

Crosses (Open Play)



#	Player	Inswing	Outswing	Driven	Lofted	Cutback	Push Cross	Total Attempted
1	ALISSON	0	0	0	0	0	0	0
3	GABRIEL MAGALHAES	0	0	0	0	0	0	0
4	MARQUINHOS	0	0	0	0	0	0	0
5	CASEMIRO	0	0	0	0	0	0	0
7	VINICIUS JUNIOR	1	0	2	0	0	0	3
8	BRUNO GUIMARAES	0	0	0	0	0	0	0
9	MATHEUS CUNHA	0	1	0	0	0	0	1
11	RAPHINHA	0	0	0	0	0	0	0
13	DANILO	0	0	0	0	0	0	0
16	DOUGLAS SANTOS	0	0	0	0	0	0	0
20	LUCAS PAQUETA	0	0	0	0	0	0	0
2	EDERSON SILVA	0	0	0	0	0	1	1
18	DANILO SANTOS	0	0	0	0	0	0	0
19	ENDRICK	0	0	0	0	0	0	0
22	GABRIEL MARTINELLI	0	0	0	0	0	1	1
26	RAYAN	0	0	1	0	0	0	1

Crosses (Open Play)



#	Player	Inswing	Outswing	Driven	Lofted	Cutback	Push Cross	Total Attempted
1	Johny PLACIDE	0	0	0	0	0	0	0
2	Carlens ARCUS	0	0	0	0	0	0	0
4	Ricardo ADE	0	0	0	0	0	0	0
5	Hannes DELCROIX	0	0	0	0	0	0	0
8	Martin EXPERIENCE	0	1	0	0	0	0	1
10	Jean-Ricner BELLEGARDE	0	0	0	0	0	1	1
15	Ruben PROVIDENCE	1	0	0	0	1	0	2
17	Danley JEAN JACQUES	0	0	0	0	0	0	0
20	Frantzdy PIERROT	0	0	0	0	0	0	0
21	Josue CASIMIR	0	0	0	0	0	1	1
22	Jean-Kevin DUVERNE	0	1	0	0	0	0	1
7	Derrick ETIENNE	0	0	0	0	0	1	1
11	Loucius DEEDSON	0	0	0	0	0	0	0
16	Lenny JOSEPH	0	0	0	0	0	0	0
18	Wilson ISIDOR	0	0	0	0	0	0	0
25	Dominique SIMON	0	0	0	0	0	0	0



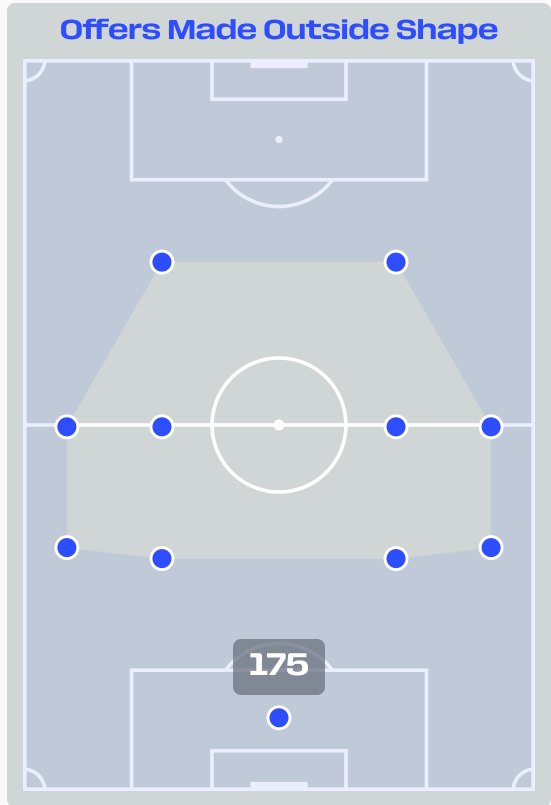
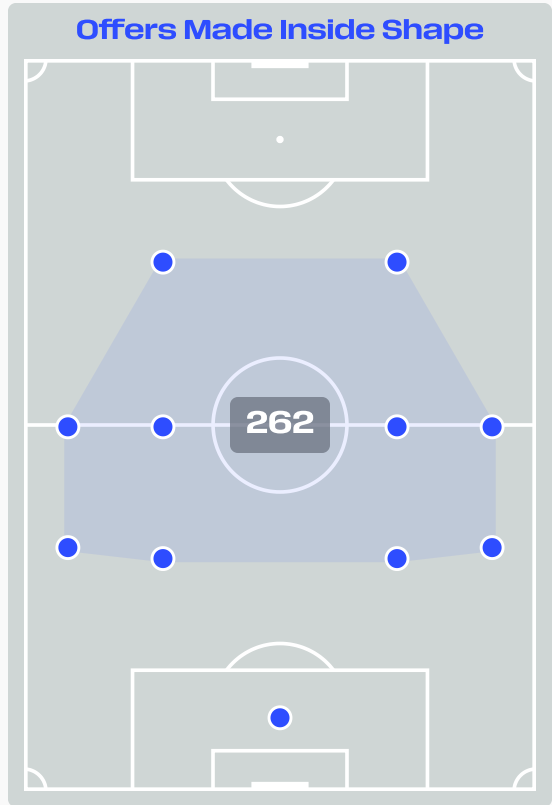
Offering to Receive

437
Total Offers Made

146
Total Offers Received

Most Offers
77
BRUNO GUIMARAES
RIGHT MIDFIELD

150
Offers Made in Final Third



224
Offers Made in Middle Third

63
Offers Made in Defensive Third

#	Player	Offers Made	Offers Received	% Made & Received
1	ALISSON	10	4	40%
3	GABRIEL MAGALHAES	3	1	33.3%
4	MARQUINHOS	20	14	70%
5	CASEMIRO	20	12	60%
7	VINICIUS JUNIOR	47	13	27.7%
8	BRUNO GUIMARAES	77	20	26%
9	MATHEUS CUNHA	57	17	29.8%
11	RAPHINHA	27	8	29.6%
13	DANILO	46	17	37%
16	DOUGLAS SANTOS	20	4	20%
20	LUCAS PAQUETA	52	17	32.7%
2	EDERSON SILVA	6	2	33.3%
18	DANILO SANTOS	9	1	11.1%
19	ENDRICK	15	3	20%
22	GABRIEL MARTINELLI	12	7	58.3%
26	RAYAN	16	6	37.5%

Offering to Receive

402

Total Offers Made

135

Total Offers Received

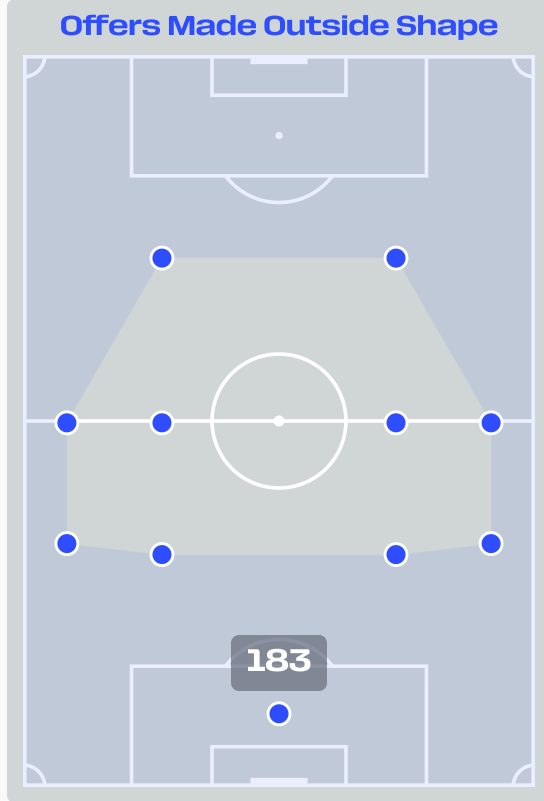
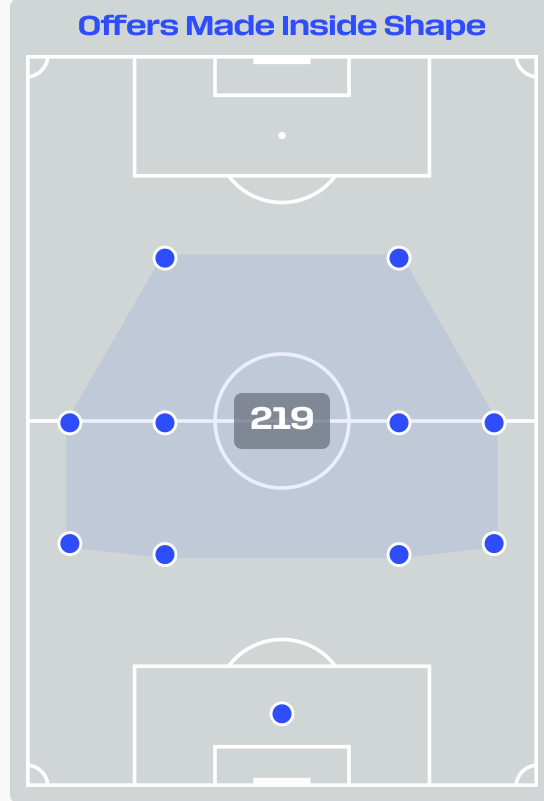
Most Offers

50

Martin EXPERIENCE
LEFT BACK

158

Offers Made in Final Third



200

Offers Made in Middle Third

44

Offers Made in Defensive Third

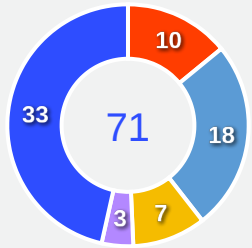
#	Player	Offers Made	Offers Received	% Made & Received
1	Johny PLACIDE	7	3	42.9%
2	Carlens ARCUS	22	3	13.6%
4	Ricardo ADE	5	2	40%
5	Hannes DELCROIX	4	1	25%
8	Martin EXPERIENCE	50	15	30%
10	Jean-Ricner BELLEGARDE	50	22	44%
15	Ruben PROVIDENCE	46	11	23.9%
17	Danley JEAN JACQUES	33	17	51.5%
20	Frantzdy PIERROT	4	3	75%
21	Josue CASIMIR	37	11	29.7%
22	Jean-Kevin DUVERNE	38	17	44.7%
7	Derrick ETIENNE	10	4	40%
11	Loucius DEEDSON	13	4	30.8%
16	Lenny JOSEPH	20	3	15%
18	Wilson ISIDOR	20	7	35%
25	Dominique SIMON	43	12	27.9%



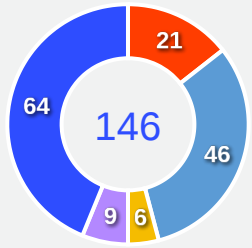
Movement to Receive

Movement Types by Phase

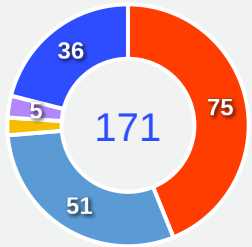
Final Third Phase



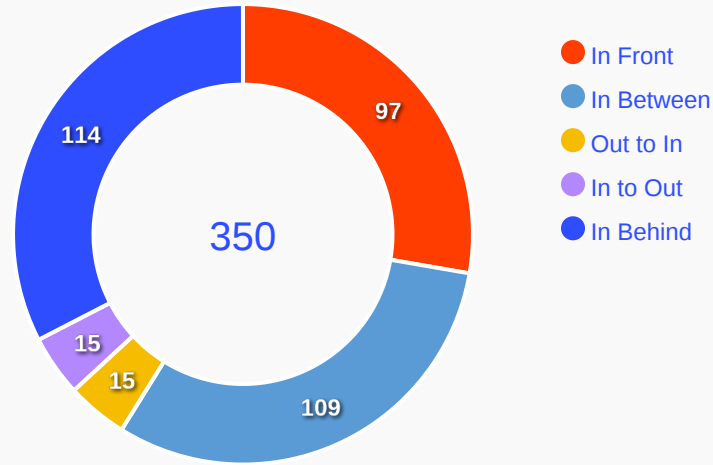
Progression Phase



Build Up Phase



All Movement Types

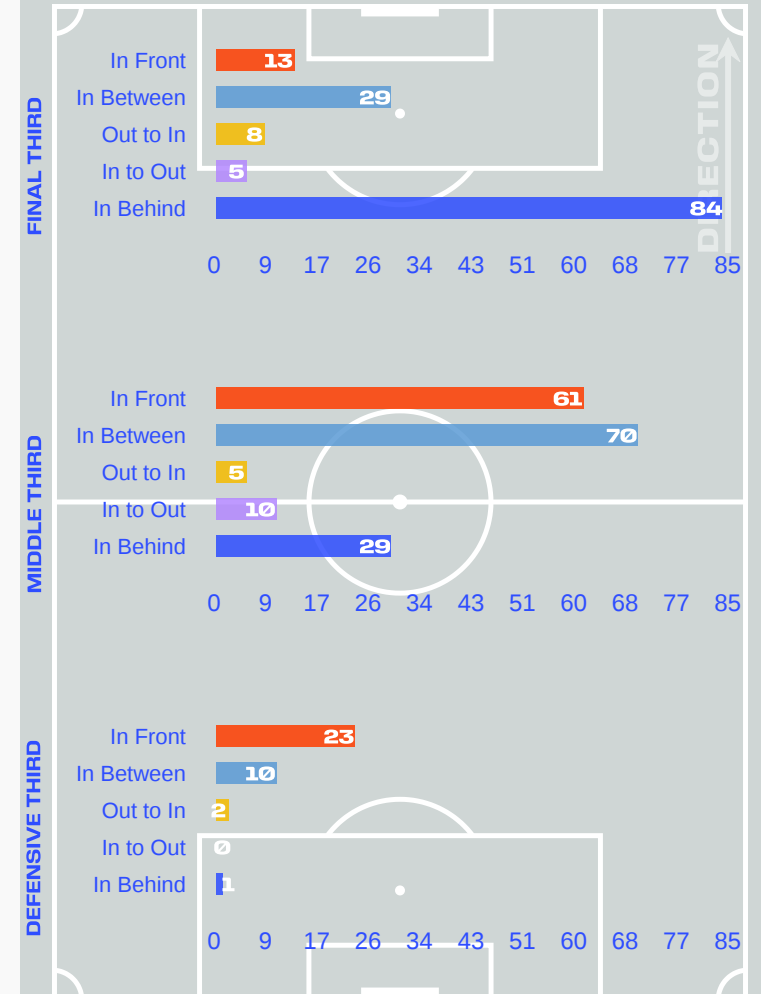


- In Front
- In Between
- Out to In
- In to Out
- In Behind

Top Ranked Players

Type	Player	Movements
In Front	8 BRUNO GUIMARAES	19
In Between	8 BRUNO GUIMARAES	36
Out to In	20 LUCAS PAQUETA	6
In to Out	8 BRUNO GUIMARAES	8
In Behind	7 VINICIUS JUNIOR	30

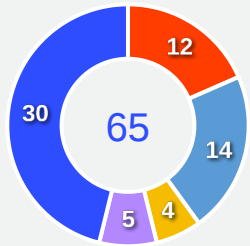
Movement Types Pitch Third



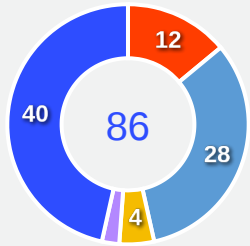
Movement to Receive

Movement Types by Phase

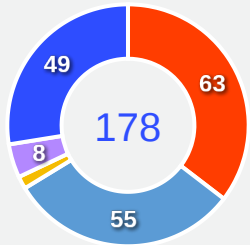
Final Third Phase



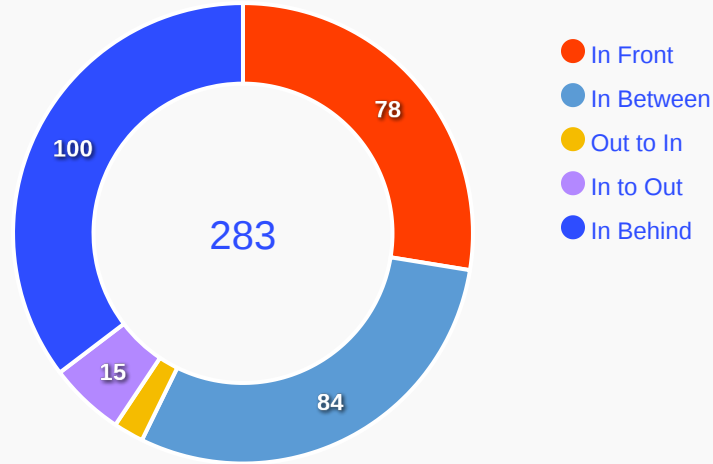
Progression Phase



Build Up Phase



All Movement Types

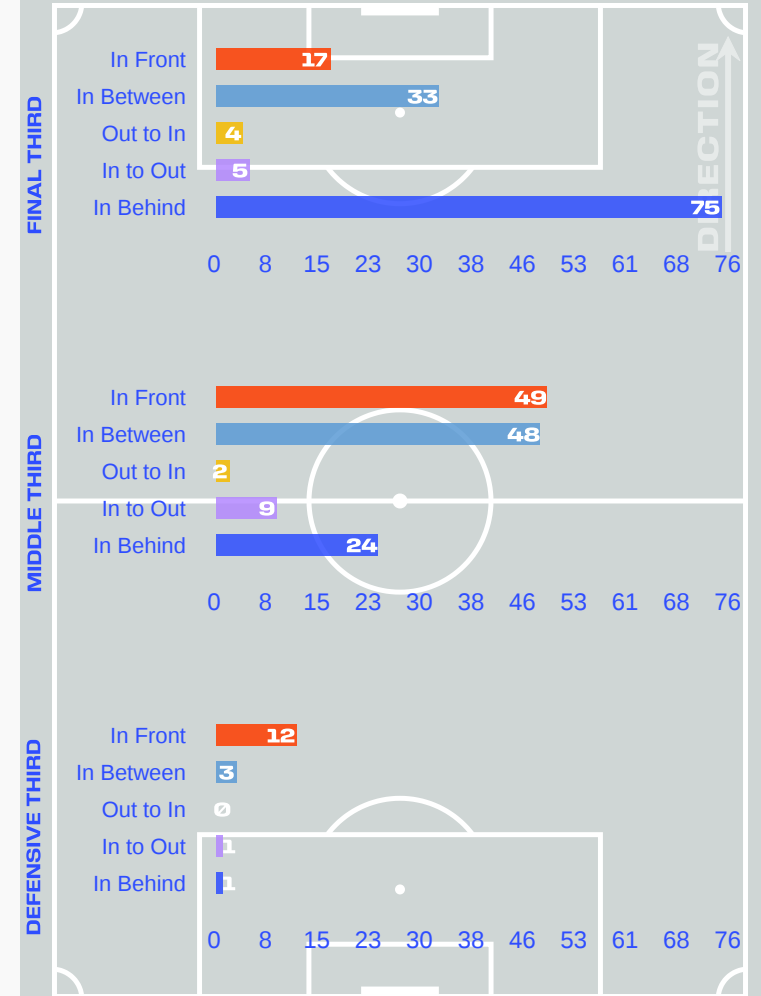


- In Front
- In Between
- Out to In
- In to Out
- In Behind

Top Ranked Players

Type	Player	Movements
In Front	10 Jean-Ricner BELLEGARDE	17
In Between	10 Jean-Ricner BELLEGARDE	19
Out to In	2 Carlens ARCUS	2
In to Out	10 Jean-Ricner BELLEGARDE	4
In Behind	21 Josue CASIMIR	23

Movement Types Pitch Third



OUT OF POSSESSION



Brazil v Haiti



Defensive Actions

39

Forced Turnovers

46

Possession Regained

9

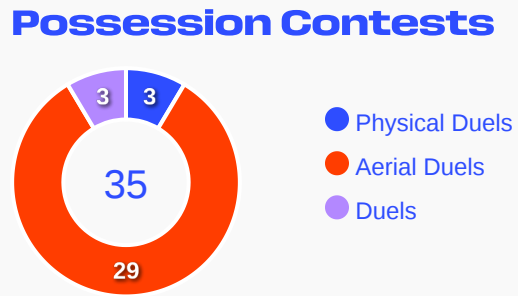
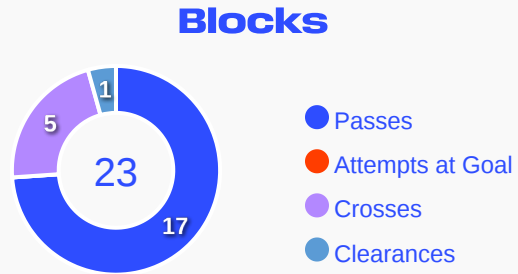
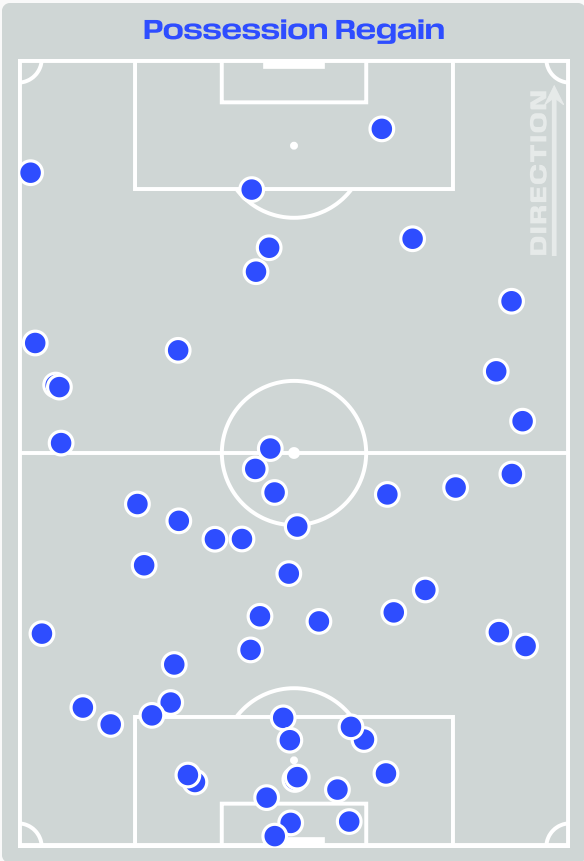
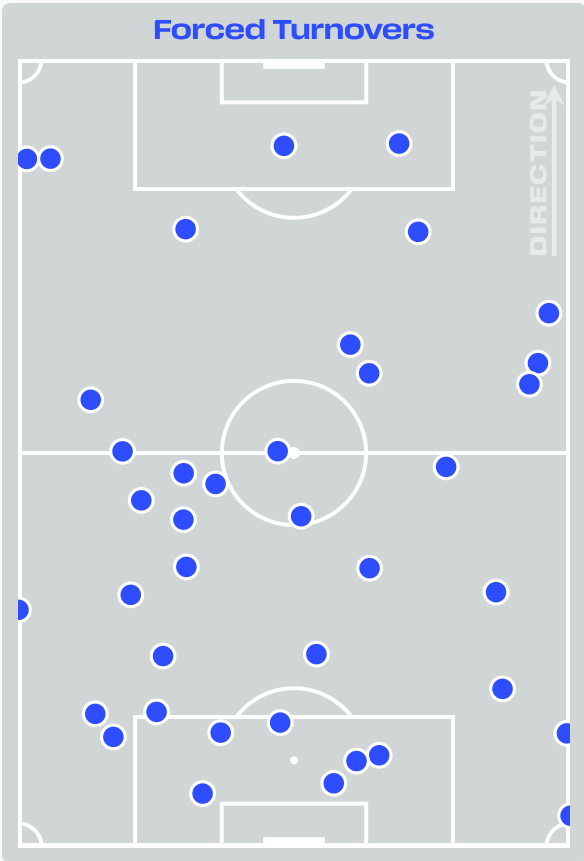
Interceptions

32

Tackles

4.97

Possession Actions / Defensive Action



Most Possession Regains

13

CASEMIRO
CENTRE MIDFIELD

#	Player	Total Possession Regains
1	ALISSON	5
3	GABRIEL MAGALHAES	5
4	MARQUINHOS	5
5	CASEMIRO	13
7	VINICIUS JUNIOR	0
8	BRUNO GUIMARAES	5
9	MATHEUS CUNHA	3
11	RAPHINHA	0
13	DANILO	1
16	DOUGLAS SANTOS	4
20	LUCAS PAQUETA	4
2	EDERSON SILVA	0
18	DANILO SANTOS	0
19	ENDRICK	0
22	GABRIEL MARTINELLI	1
26	RAYAN	0

Defensive Actions

34

Forced Turnovers

39

Possession Regained

5

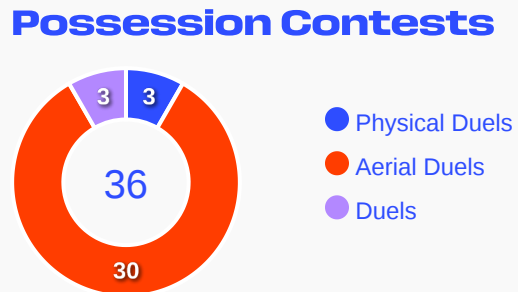
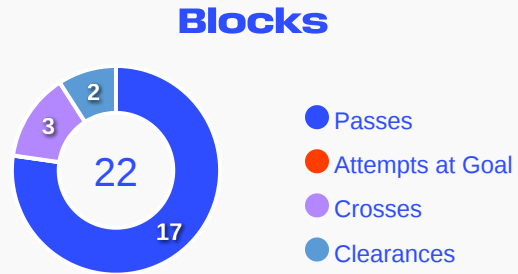
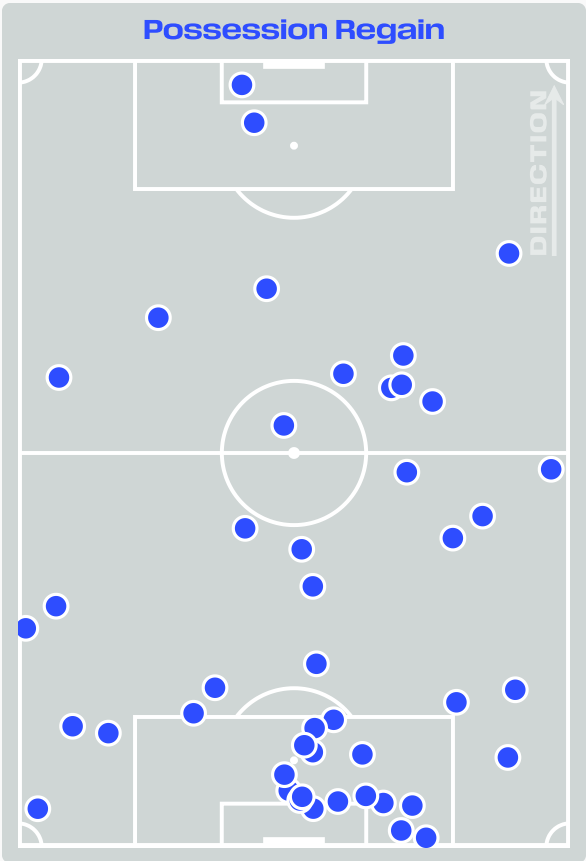
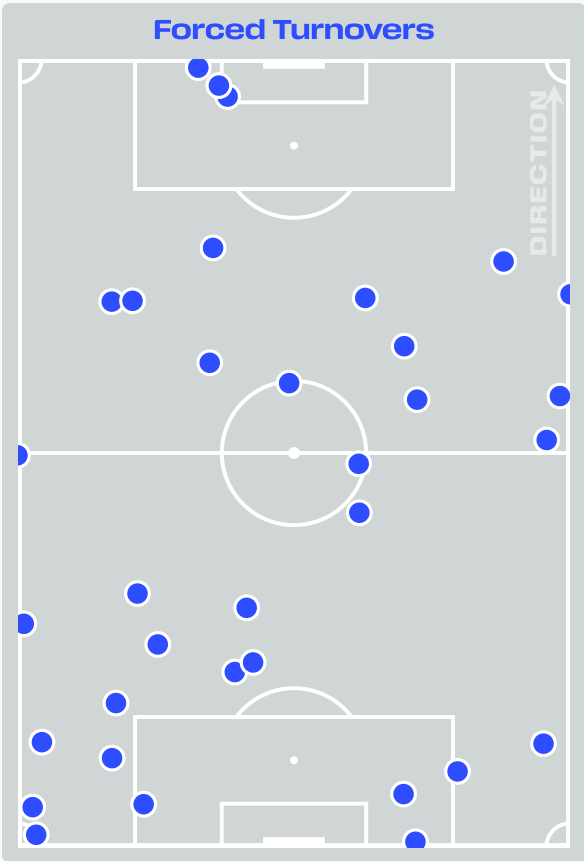
Interceptions

37

Tackles

3.81

Possession Actions / Defensive Action



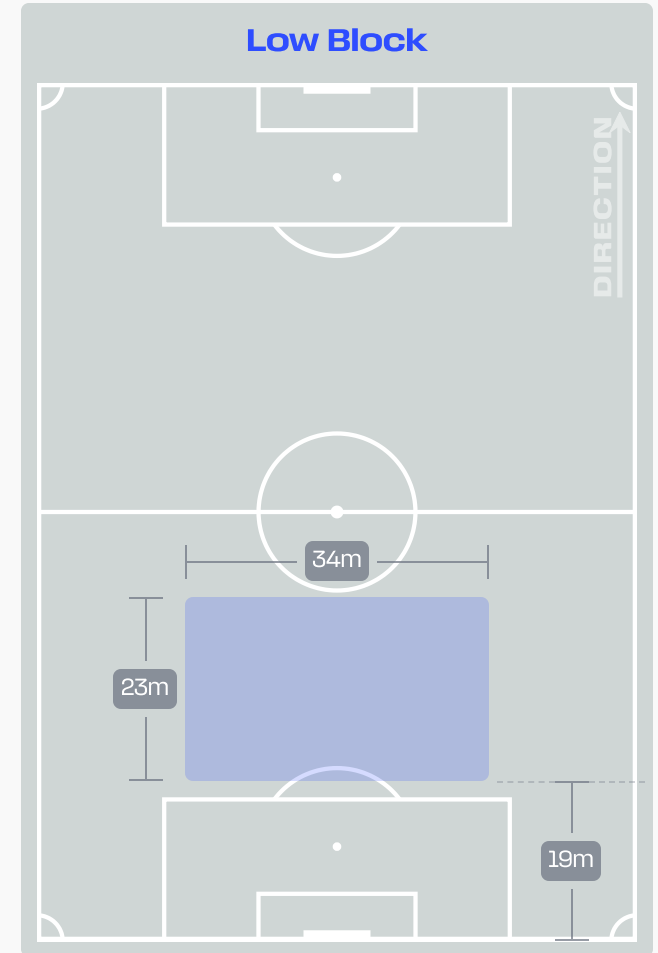
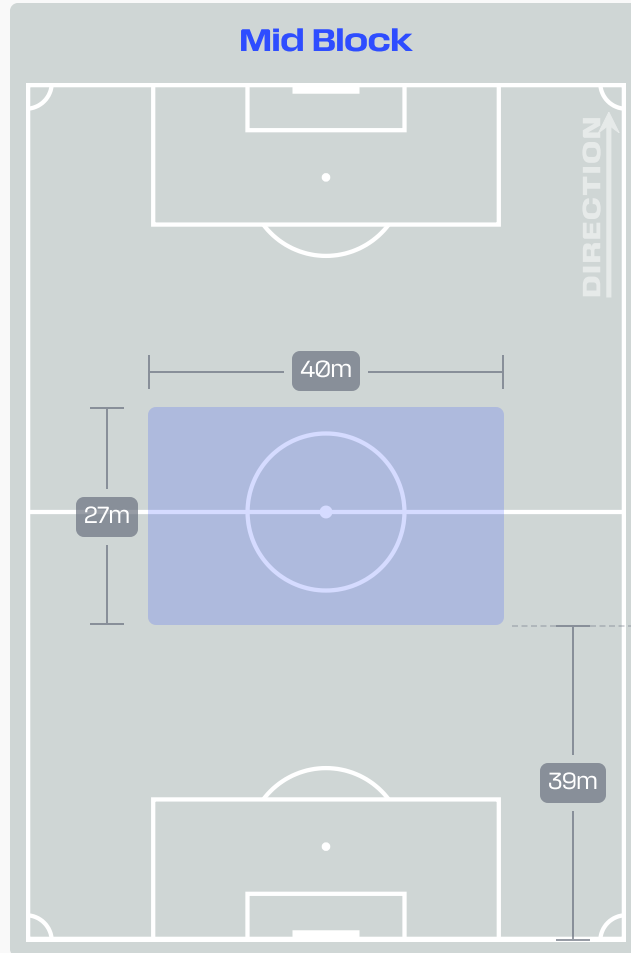
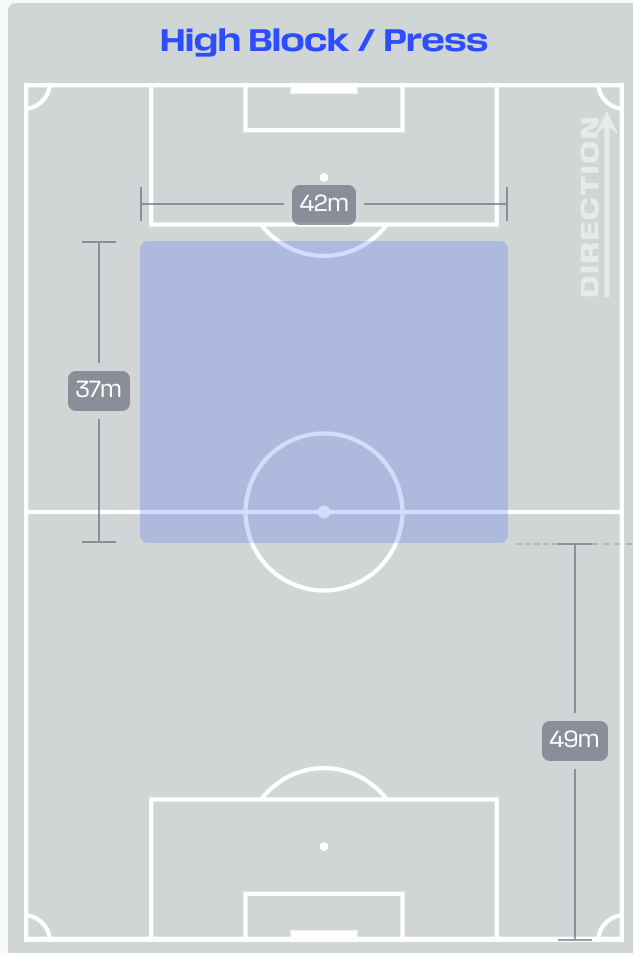
Most Possession Regains

10

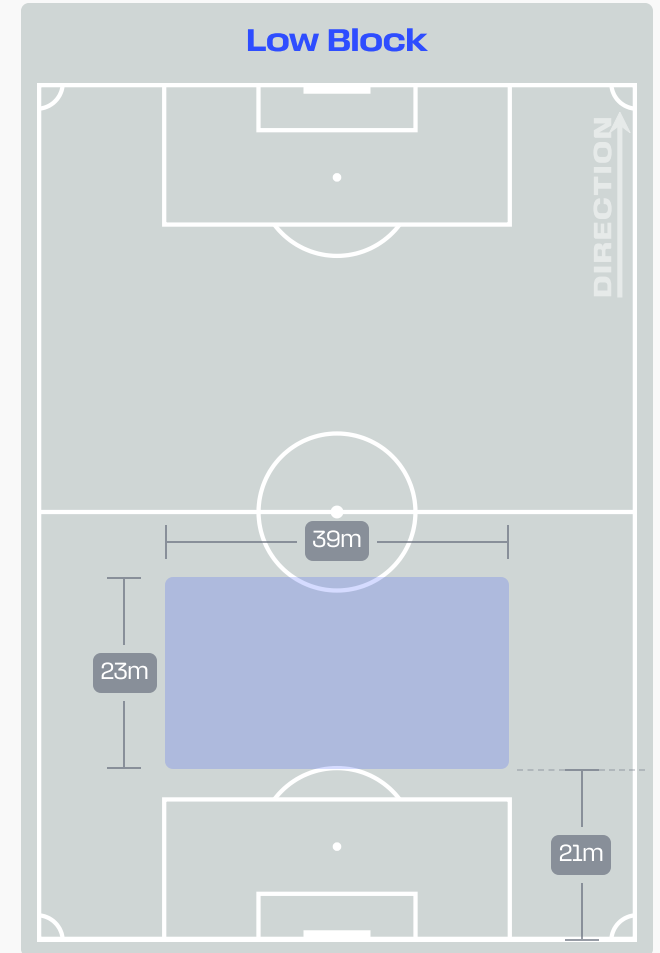
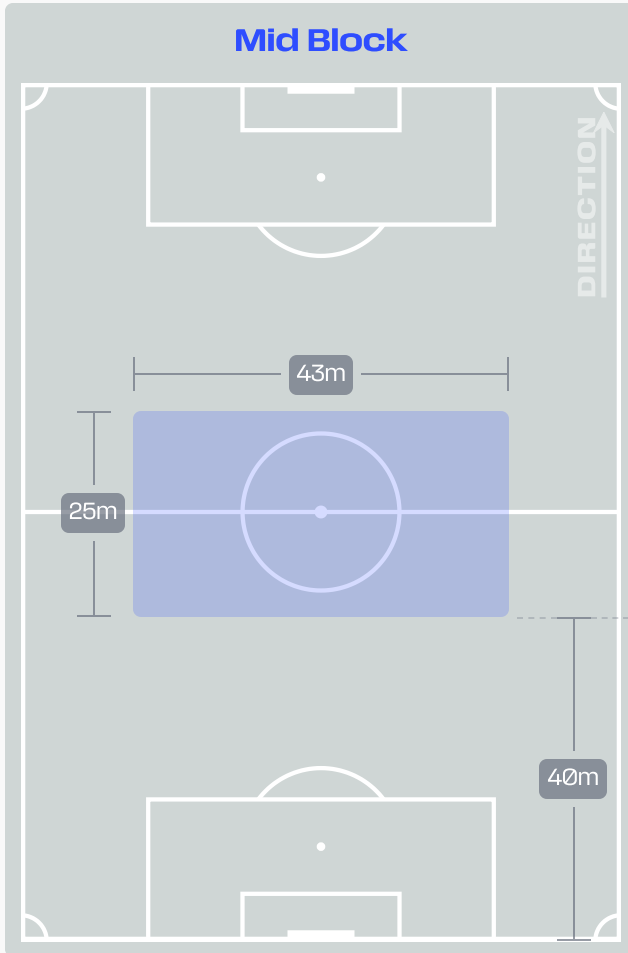
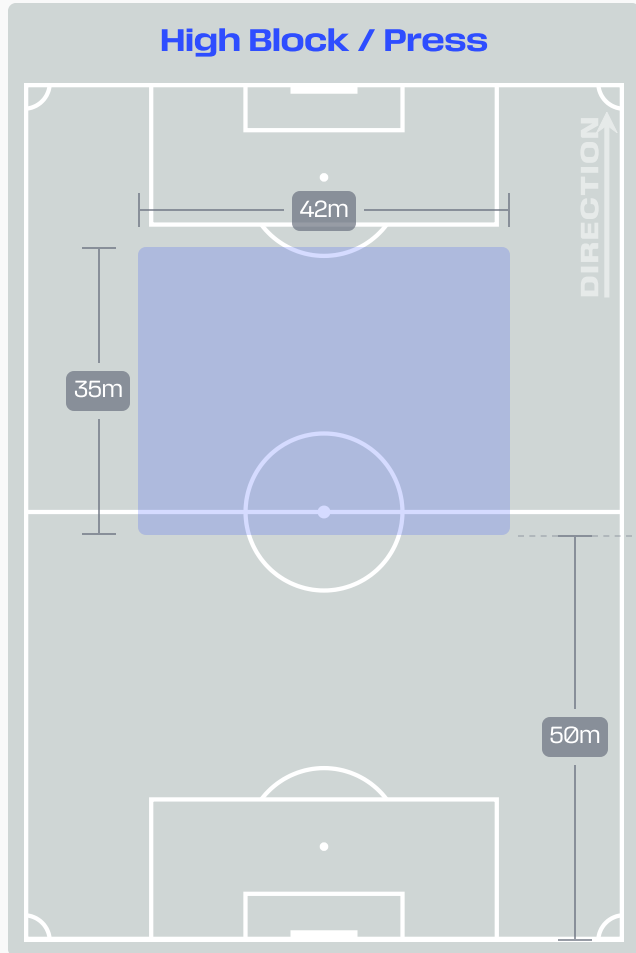
Jean-Kevin DUVERNE
RIGHT CENTRE BACK

#	Player	Total Possession Regains
1	Johny PLACIDE	4
2	Carlens ARCUS	1
4	Ricardo ADE	4
5	Hannes DELCROIX	6
8	Martin EXPERIENCE	6
10	Jean-Ricner BELLEGARDE	1
15	Ruben PROVIDENCE	0
17	Danley JEAN JACQUES	1
20	Frantzdy PIERROT	1
21	Josue CASIMIR	0
22	Jean-Kevin DUVERNE	10
7	Derrick ETIENNE	0
11	Louicius DEEDSON	1
16	Lenny JOSEPH	0
18	Wilson ISIDOR	1
25	Dominique SIMON	3

Defensive Line Height & Team Length



Defensive Line Height & Team Length

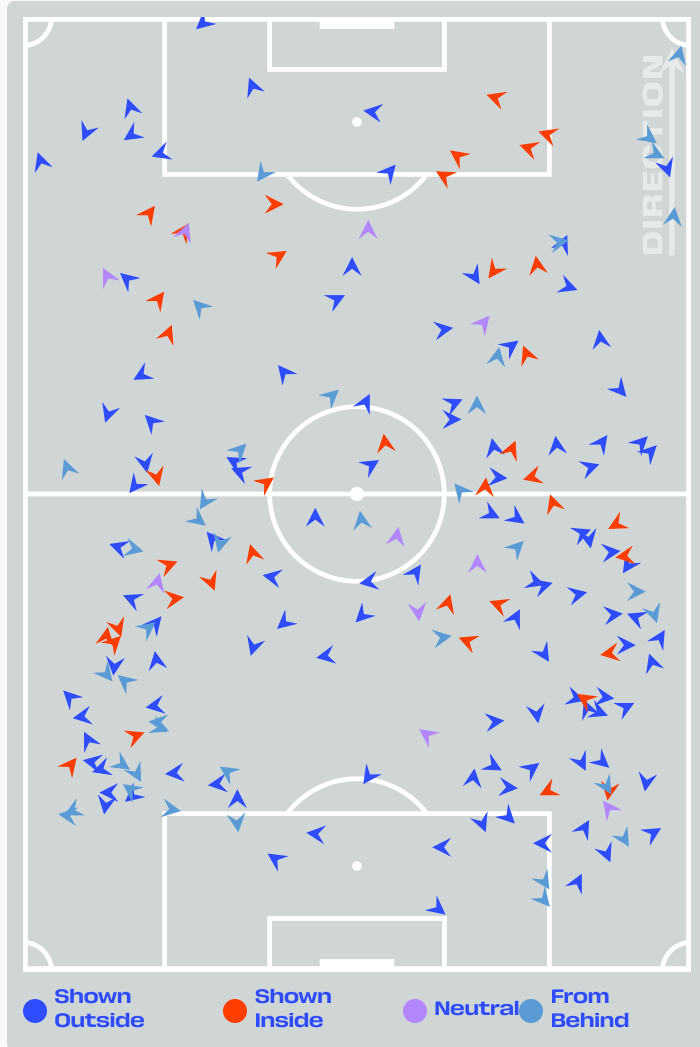


Defensive Pressure



Brazil

Haiti



195	Total Pressures	294
32	Direct Pressures	58
1.75s	Avg Pressure Duration	1.58s
39	Forced Turnovers	34
16.92s	Ball Recovery Time	18.9s
74	Pushing on into Pressing	160
148	Pushing on	368
39	Pressing Direction Inside	45
107	Pressing Direction Outside	174

Most Direct Pressures

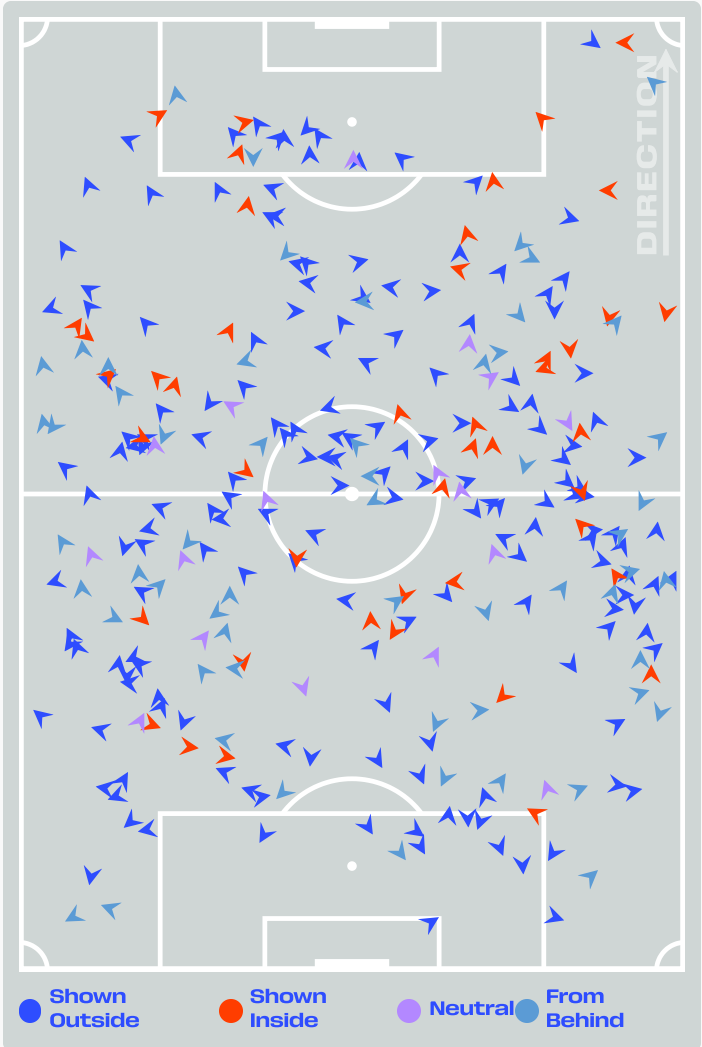
8

CASEMIRO
CENTRE MIDFIELD

Most Direct Pressures

13

Martin EXPERIENCE
LEFT BACK



GOALKEEPING



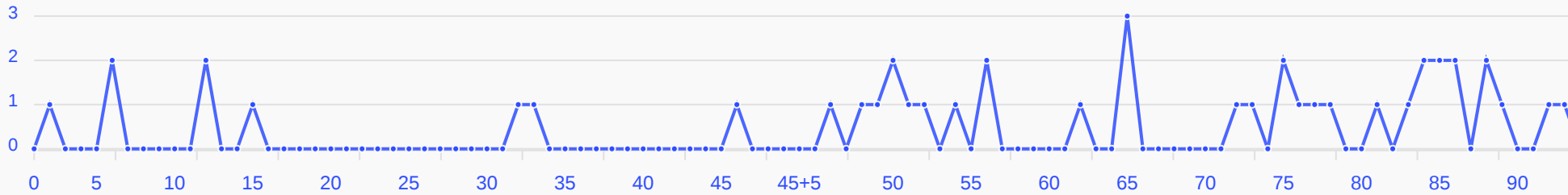
Brazil v Haiti

Goalkeeping Involvement



Brazil

Brazil GK Involvement Timeline



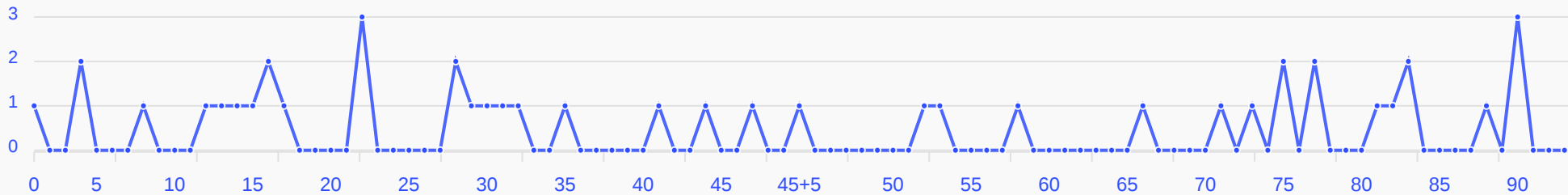
44

Total Involvements



Haiti

Haiti GK Involvement Timeline


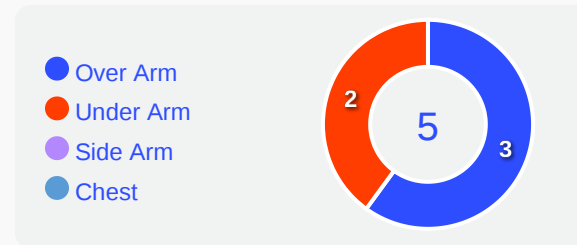
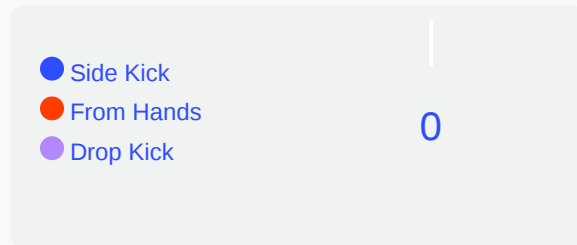
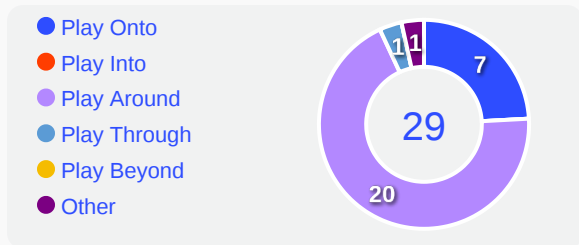
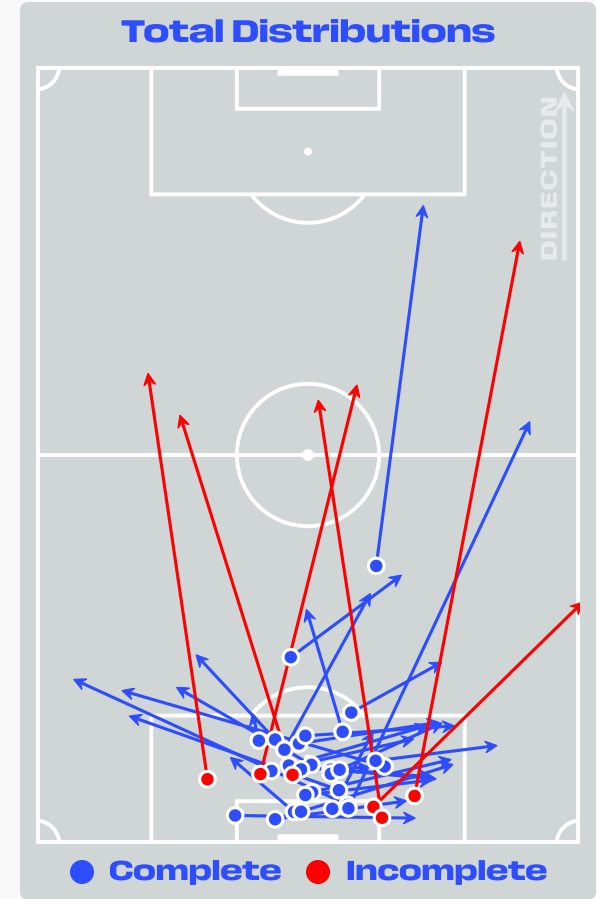
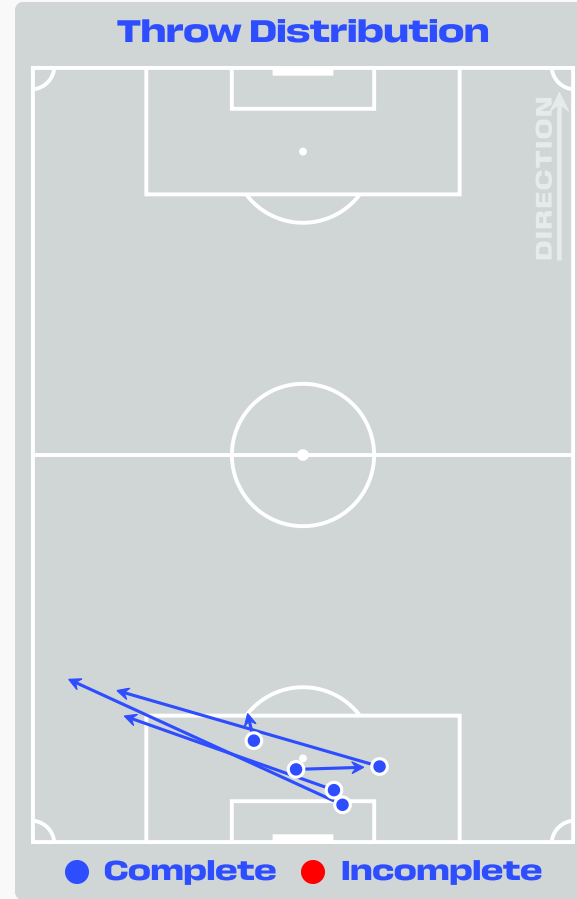
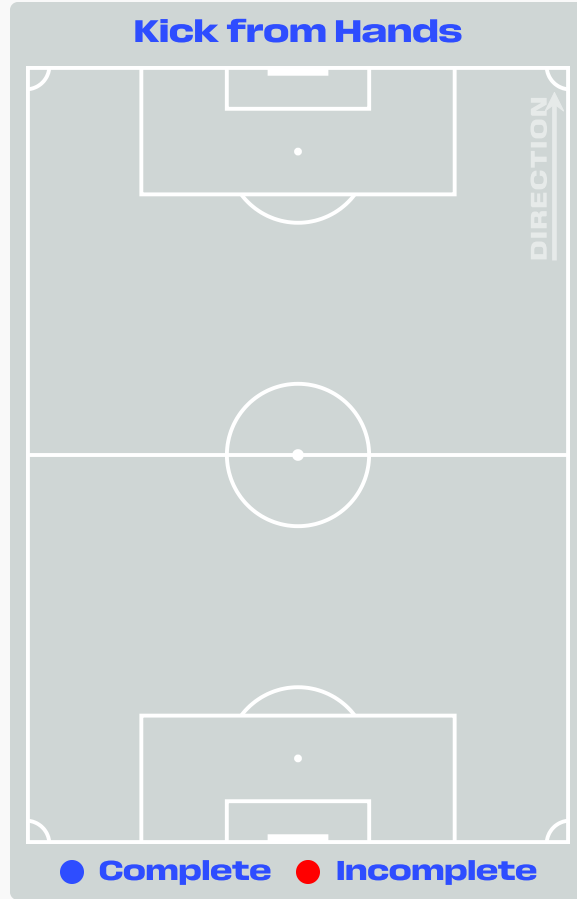
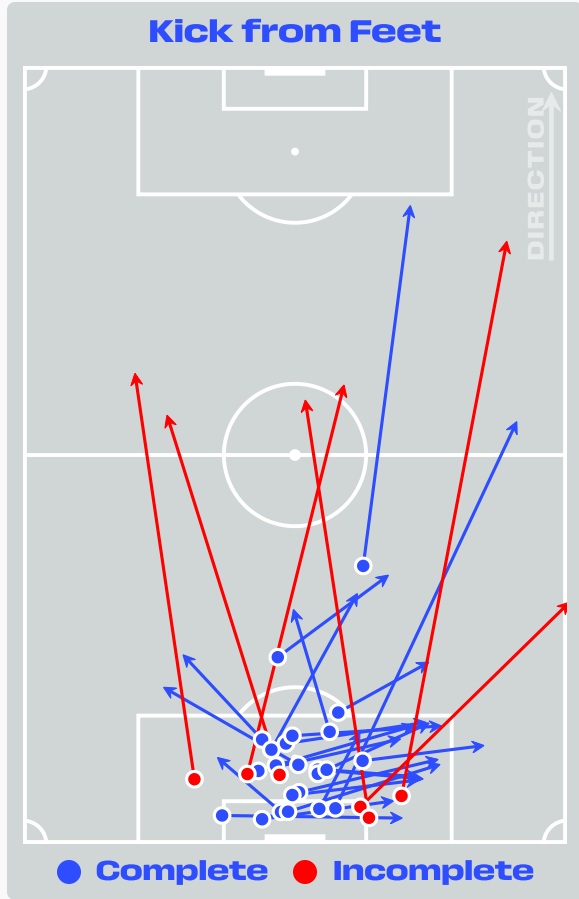


44

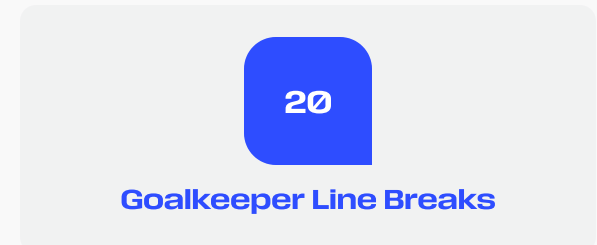
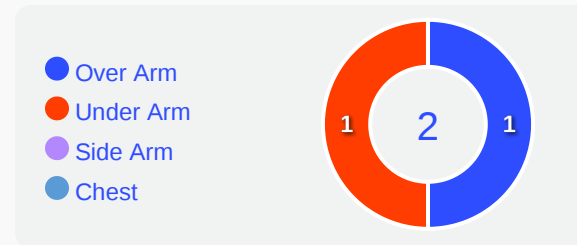
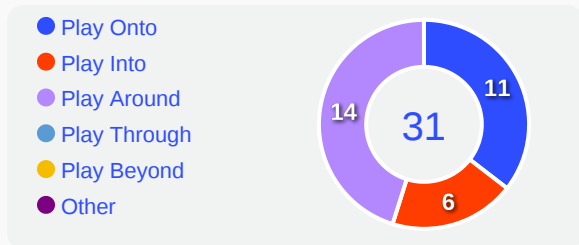
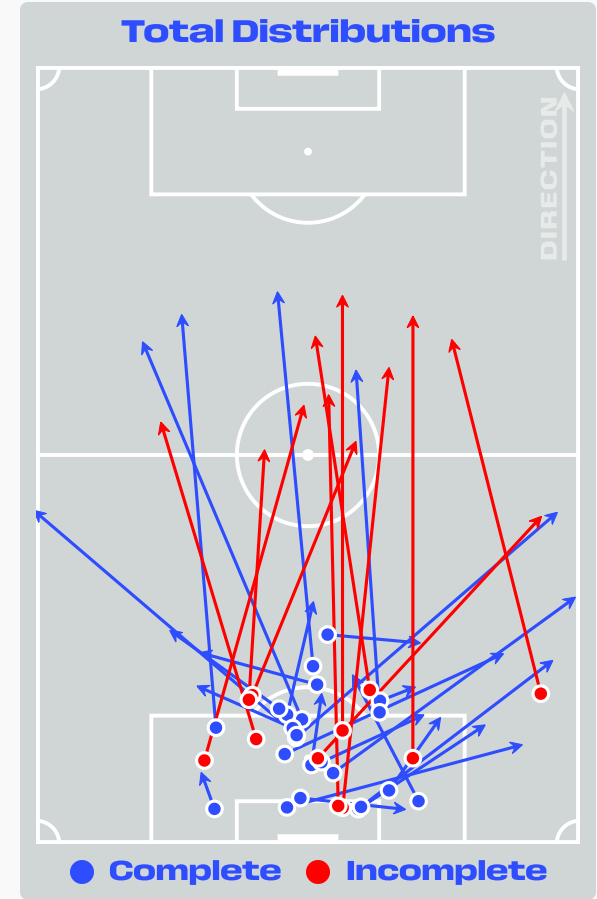
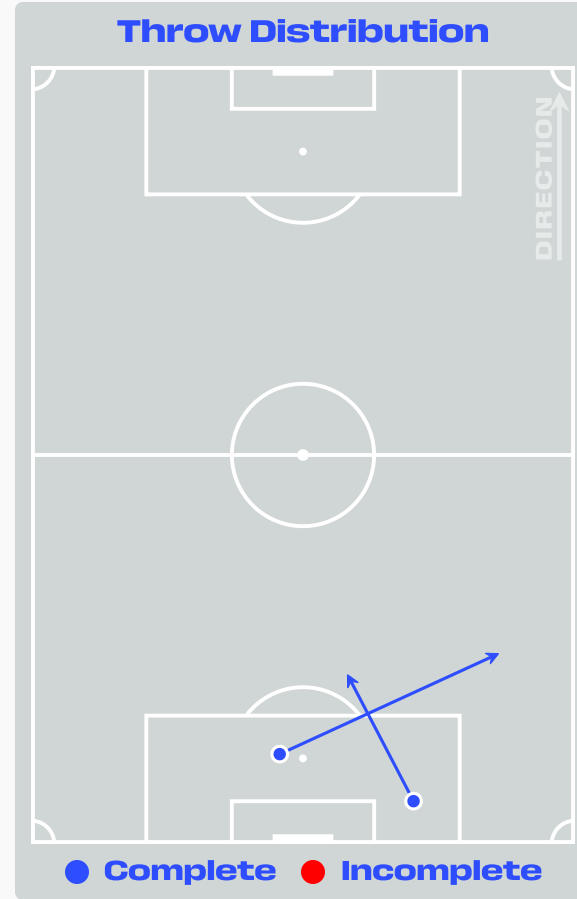
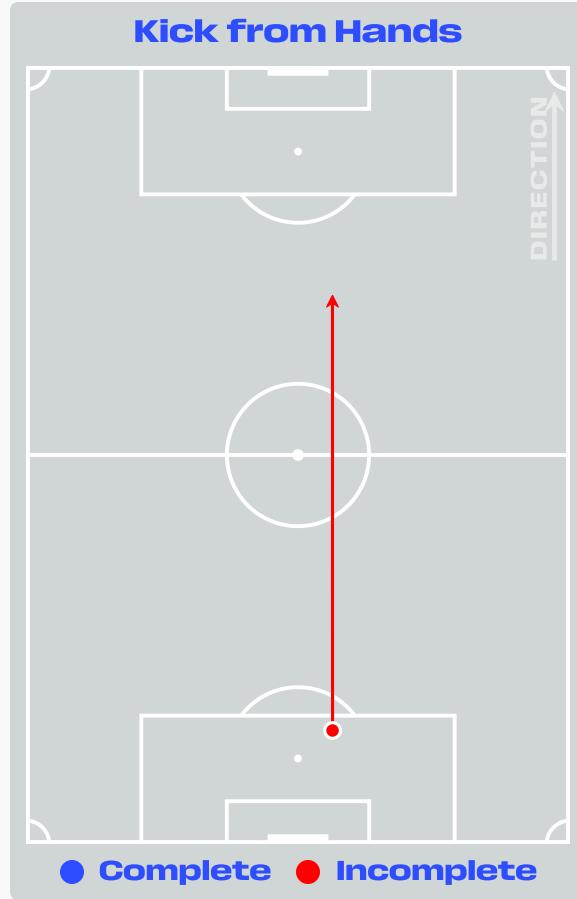
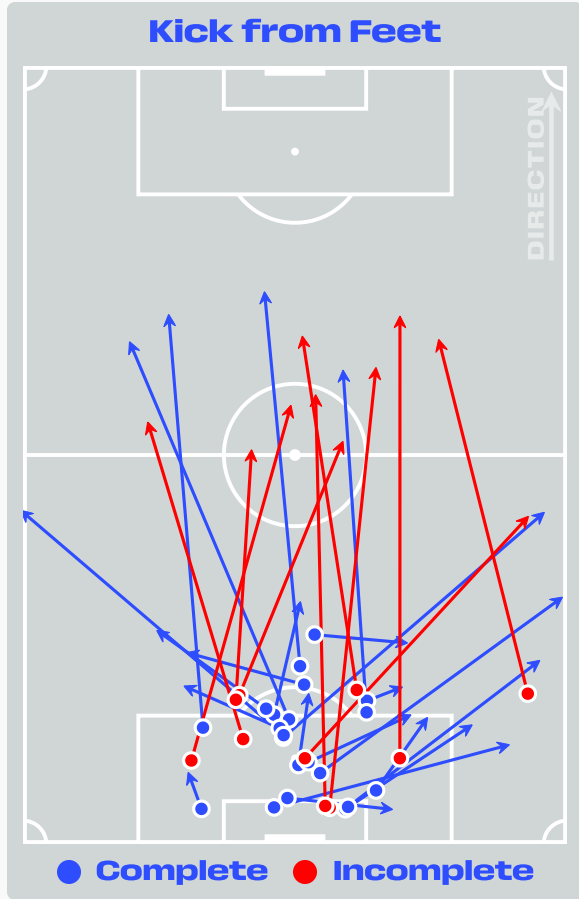
Total Involvements



Goalkeeping Distribution

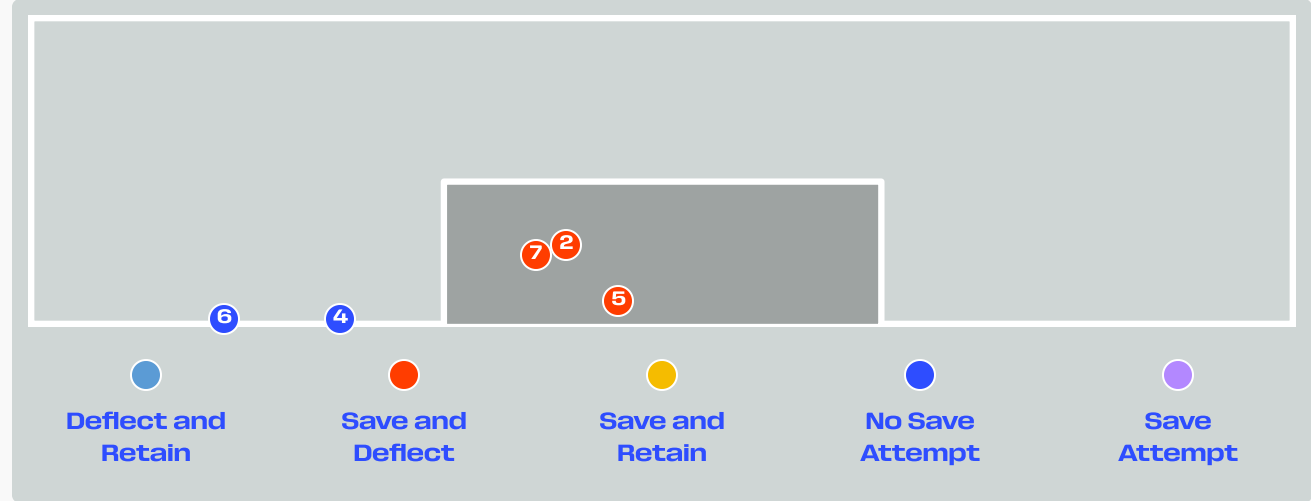
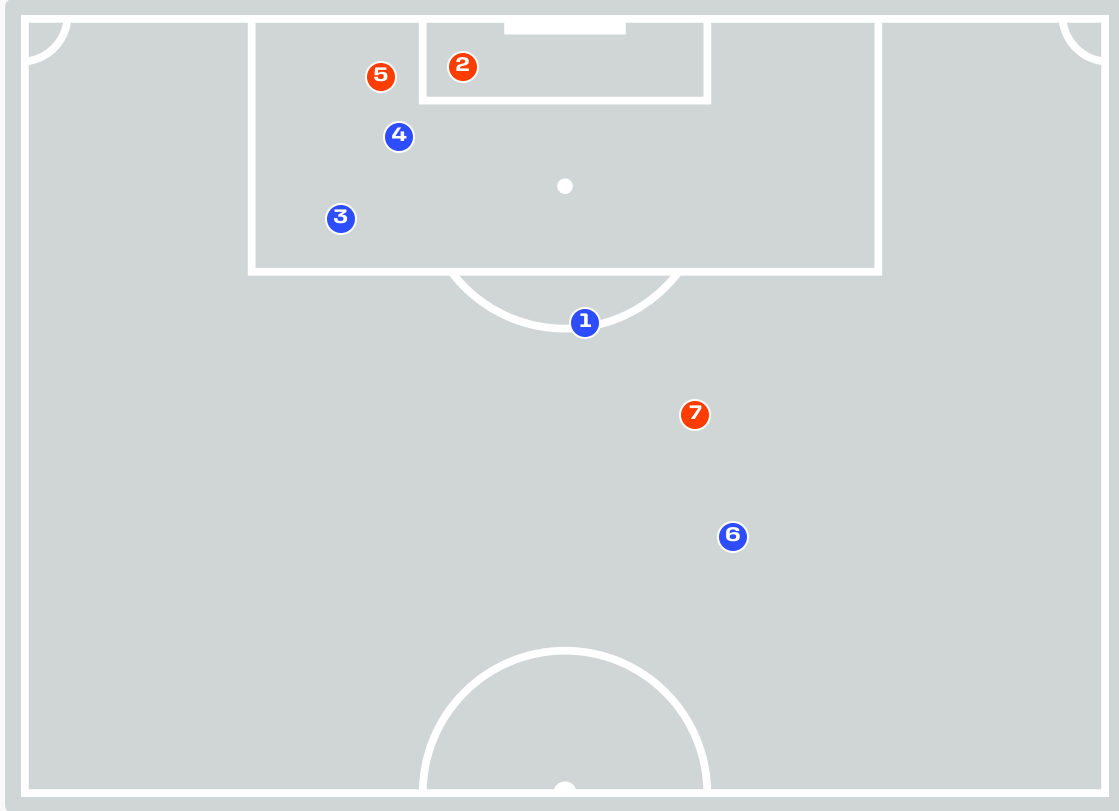


Goalkeeping Distribution



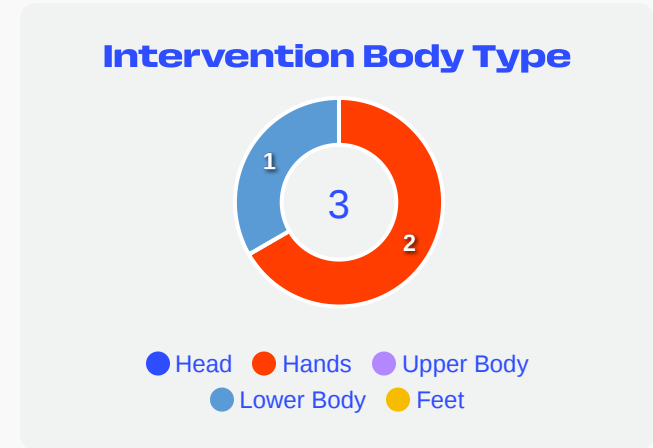
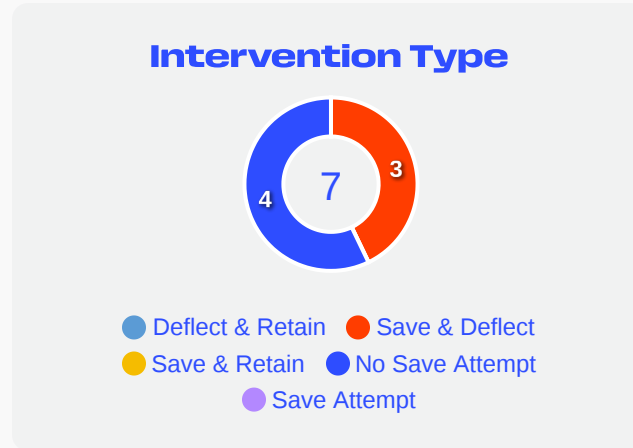


Goal Prevention



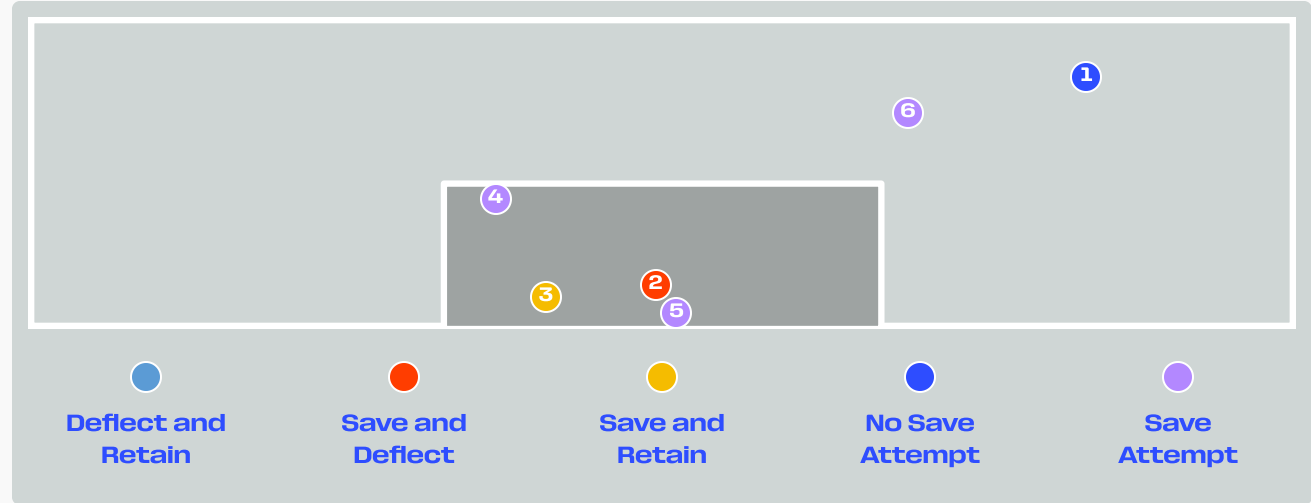
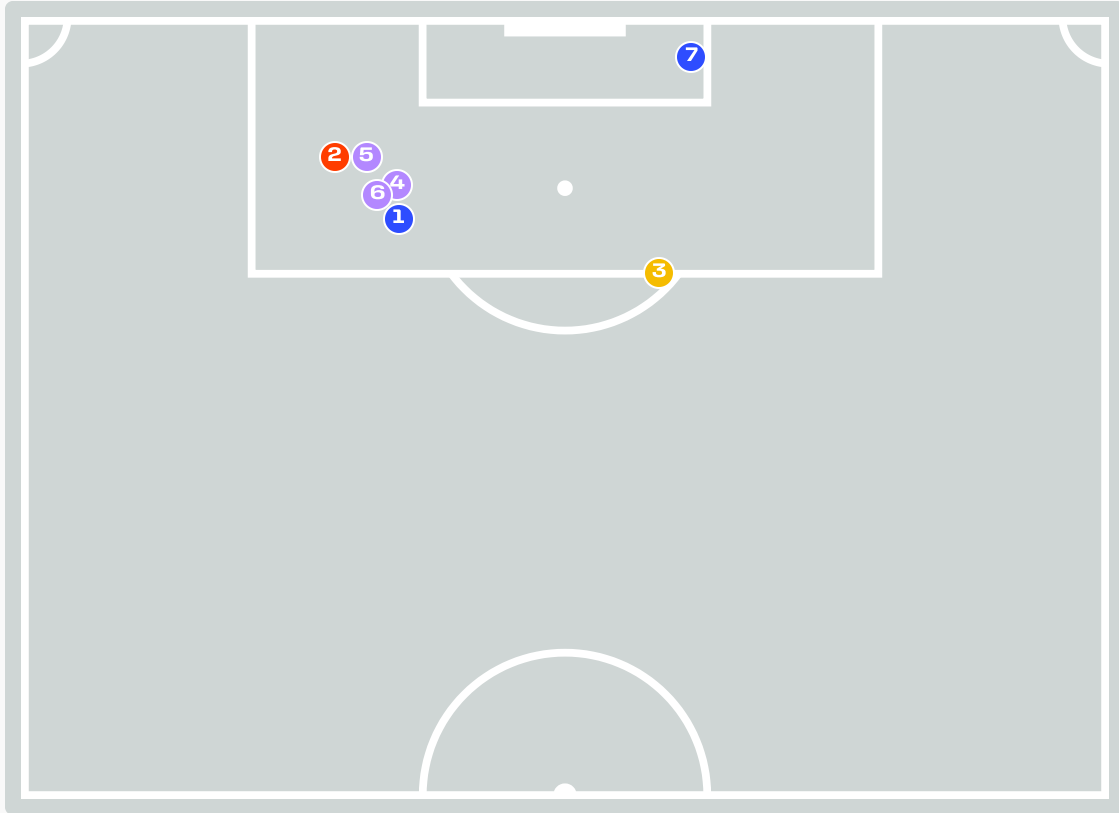
7
Total Attempts on Goal Faced

100
Save %



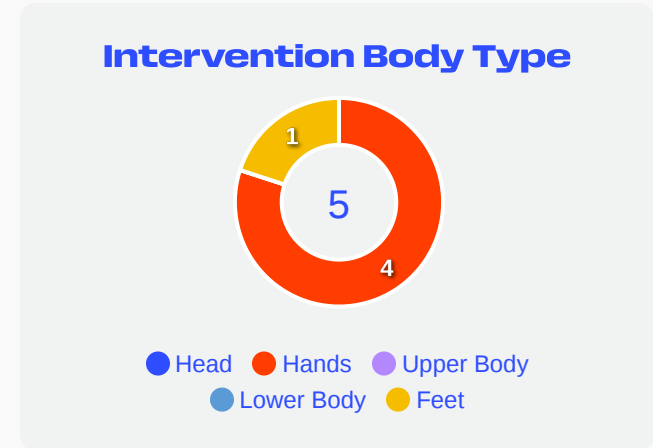
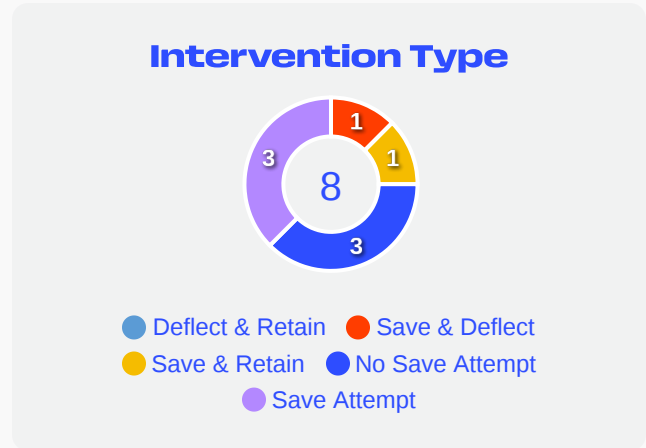
Total Attempts on Goal Faced	Total Goal Interventions	Save & Retain	Deflect & Retain	Save & Deflect	Save Attempt	No Save Attempt
7	3	0	0	3	0	4

Goal Prevention



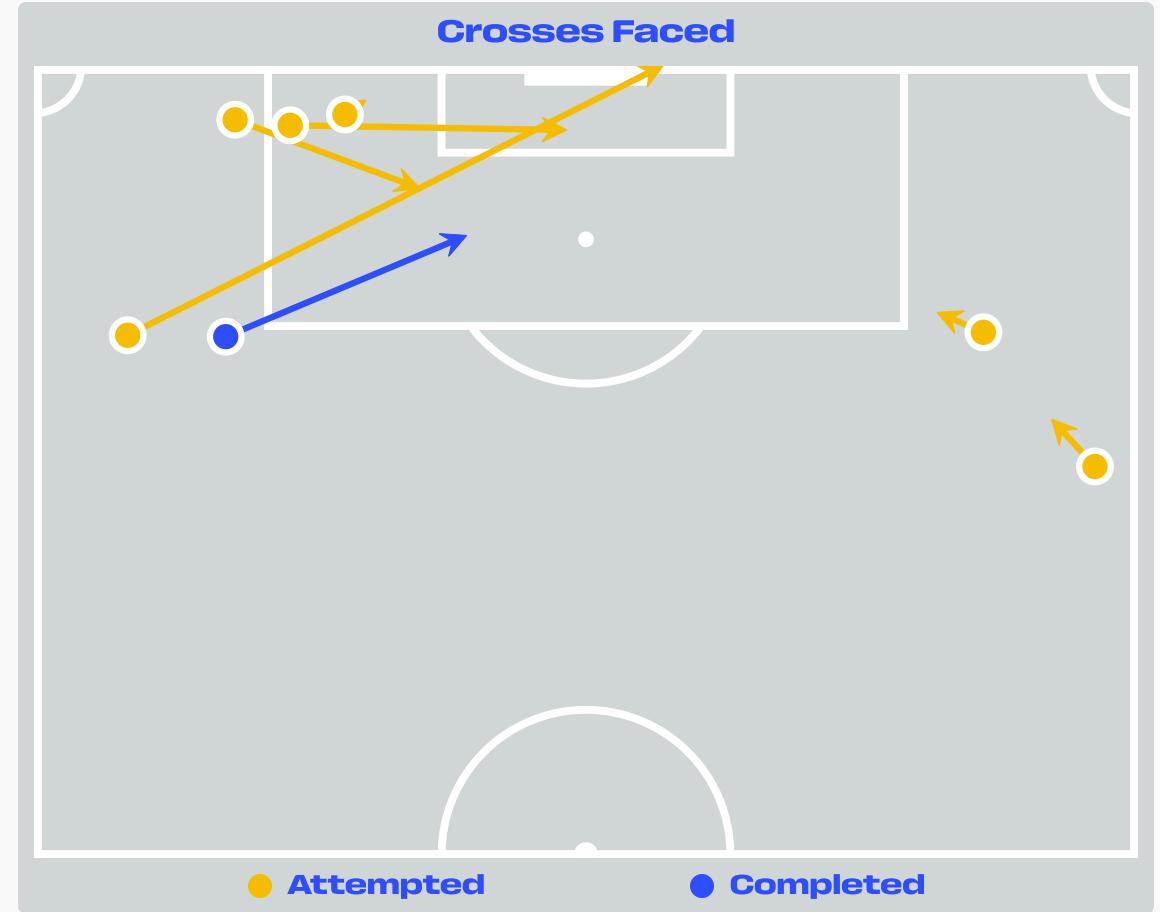


8
Total Attempts on Goal Faced

50
Save %



Total Attempts on Goal Faced	Total Goal Interventions	Save & Retain	Deflect & Retain	Save & Deflect	Save Attempt	No Save Attempt
8	2	1	0	1	3	3

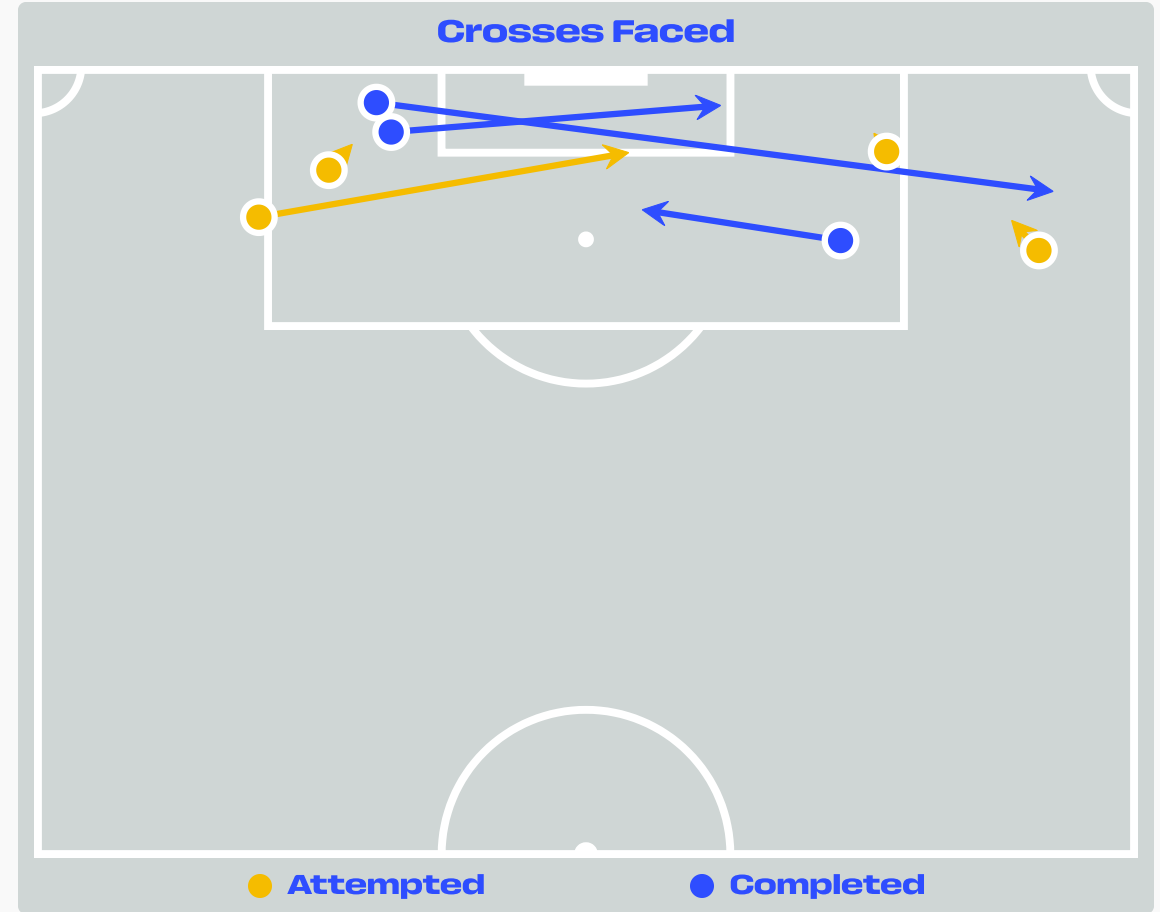


Aerial Control



Delivery Types Faced

Total	In Swing	Out Swing	Driven	Lofted	Cutback	Push
13	5	4	0	0	1	3

Aerial Control



Delivery Types Faced

Total	In Swing	Out Swing	Driven	Lofted	Cutback	Push
11	4	2	3	0	0	2

SET PLAYS



Brazil v Haiti



Set Plays

42
Total Set Plays

18
Total Free Kicks

0
Total Penalties

4
Total Corners

20
Total Throw Ins

Free Kicks	
Type	Total
Direct	14
Direct (on target)	0
Direct (off target)	0
Indirect	4

Corners			
Delivery Type	From Left Side	From Right Side	Total
Direct to Area	1	3	4
Short	0	0	0
Edge of Penalty Area	0	0	0

Corners	
Delivery Style	Total
Inswing	3
Outswing	1
Driven	0
Lofted	0

Set Plays

39

Total Set Plays

21

Total Free Kicks

0

Total Penalties

4

Total Corners

14

Total Throw Ins

Free Kicks

Type	Total
Direct	13
Direct (on target)	0
Direct (off target)	0
Indirect	8

Corners

Delivery Type	From Left Side	From Right Side	Total
Direct to Area	3	0	3
Short	1	0	1
Edge of Penalty Area	0	0	0

Corners

Delivery Style	Total
Inswing	3
Outswing	0
Driven	0
Lofted	0

INDIVIDUAL DATA IN POSSESSION



Brazil v Haiti



In Possession - Distributions

#	Player	Passes Attempted	Passes Completed	Pass Completion %	Switches of Play	Crosses Attempted	Crosses Completed	Line Breaks Attempted	Line Breaks Completed	Line Break Completion %	Ball Progressions	Take Ons	Step Ins	Attempts at Goal	Goals
1	ALISSON	34	28	82%	1	0	0	8	3	38%	1	1	0	0	0
3	GABRIEL MAGALHAES	80	76	95%	0	0	0	19	18	95%	2	0	2	0	0
4	MARQUINHOS	83	81	98%	2	0	0	22	21	95%	0	0	0	0	0
5	CASEMIRO	55	47	85%	0	0	0	10	7	70%	0	0	0	0	0
7	VINICIUS JUNIOR	19	15	79%	1	3	1	5	3	60%	8	7	1	3	1
8	BRUNO GUIMARAES	37	26	70%	1	0	0	11	7	64%	1	0	1	0	0
9	MATHEUS CUNHA	31	25	81%	0	1	0	6	3	50%	0	0	0	1	2
11	RAPHINHA	15	11	73%	0	4	0	1	1	100%	2	2	0	1	0
13	DANILO	61	52	85%	0	0	0	20	16	80%	1	1	0	0	0
16	DOUGLAS SANTOS	48	44	92%	0	0	0	8	6	75%	1	1	0	1	0
20	LUCAS PAQUETA	51	47	92%	1	0	0	17	15	88%	1	1	0	0	0
2	EDERSON SILVA	2	2	100%	0	1	1	0	0	0%	0	0	0	1	0
18	DANILO SANTOS	5	3	60%	0	0	0	2	1	50%	0	0	0	0	0
19	ENDRICK	3	3	100%	0	0	0	0	0	0%	1	1	0	0	0
22	GABRIEL MARTINELLI	9	9	100%	0	1	1	1	1	100%	1	1	0	0	0
26	RAYAN	18	15	83%	0	1	0	4	3	75%	2	2	0	0	0



In Possession - Offers & Receptions

			Offer movement types						
#	Player	Total Offers	In Front	In Between	Out to In	In to Out	In Behind	No Movement	Offers Received
1	ALISSON	10	0	0	0	0	0	10	4
3	GABRIEL MAGALHAES	3	1	0	0	0	0	2	1
4	MARQUINHOS	20	3	0	0	0	0	17	14
5	CASEMIRO	20	11	7	0	0	0	2	12
7	VINICIUS JUNIOR	47	3	9	2	2	30	1	13
8	BRUNO GUIMARAES	77	19	36	2	8	10	2	20
9	MATHEUS CUNHA	57	19	21	1	0	14	2	17
11	RAPHINHA	27	1	2	0	1	18	5	8
13	DANILO	46	17	3	0	0	7	19	17
16	DOUGLAS SANTOS	20	4	1	2	0	5	8	4
20	LUCAS PAQUETA	52	14	15	6	3	4	10	17
2	EDERSON SILVA	6	1	1	0	0	4	0	2
18	DANILO SANTOS	9	3	3	0	1	1	1	1
19	ENDRICK	15	0	5	1	0	9	0	3
22	GABRIEL MARTINELLI	12	0	4	1	0	5	2	7
26	RAYAN	16	1	2	0	0	7	6	6

In Possession - Distributions



#	Player	Passes Attempted	Passes Completed	Pass Completion %	Switches of Play	Crosses Attempted	Crosses Completed	Line Breaks Attempted	Line Breaks Completed	Line Break Completion %	Ball Progressions	Take Ons	Step Ins	Attempts at Goal	Goals
1	Johny PLACIDE	34	23	68%	0	0	0	20	9	45%	0	0	0	0	0
2	Carlens ARCUS	12	10	83%	0	0	0	5	3	60%	1	1	0	0	0
4	Ricardo ADE	36	33	92%	0	0	0	11	10	91%	2	1	1	2	0
5	Hannes DELCROIX	49	47	96%	0	0	0	17	16	94%	0	0	0	0	0
8	Martin EXPERIENCE	44	38	86%	1	1	0	7	4	57%	2	2	0	0	0
10	Jean-Ricner BELLEGARDE	41	36	88%	3	5	1	18	11	61%	3	2	1	0	0
15	Ruben PROVIDENCE	13	10	77%	0	2	1	3	2	67%	4	3	1	1	0
17	Danley JEAN JACQUES	49	44	90%	3	0	0	9	9	100%	2	2	0	0	0
20	Frantzdy PIERROT	7	6	86%	0	0	0	0	0	0%	1	1	0	0	0
21	Josue CASIMIR	17	12	71%	0	1	0	2	1	50%	2	1	1	0	0
22	Jean-Kevin DUVERNE	48	40	83%	0	1	0	11	9	82%	3	0	3	1	0
7	Derrick ETIENNE	8	4	50%	0	2	1	2	0	0%	0	0	0	0	0
11	Louicius DEEDSON	7	7	100%	0	1	0	5	3	60%	3	3	0	0	0
16	Lenny JOSEPH	3	2	67%	1	0	0	2	1	50%	4	3	1	0	0
18	Wilson ISIDOR	10	9	90%	0	0	0	4	3	75%	1	1	0	2	0
25	Dominique SIMON	24	17	71%	0	0	0	8	3	38%	1	1	0	1	0

In Possession - Offers & Receptions

			Offer movement types						
#	Player	Total Offers	In Front	In Between	Out to In	In to Out	In Behind	No Movement	Offers Received
1	Johny PLACIDE	7	0	0	0	0	0	7	3
2	Carlens ARCUS	22	0	1	2	0	7	12	3
4	Ricardo ADE	5	1	0	0	0	0	4	2
5	Hannes DELCROIX	4	0	0	0	0	0	4	1
8	Martin EXPERIENCE	50	3	10	1	1	14	21	15
10	Jean-Ricner BELLEGARDE	50	17	19	2	4	2	6	22
15	Ruben PROVIDENCE	46	4	11	0	1	16	14	11
17	Danley JEAN JACQUES	33	15	7	0	4	1	6	17
20	Frantzdy PIERROT	4	0	1	0	0	3	0	3
21	Josue CASIMIR	37	5	6	0	0	23	3	11
22	Jean-Kevin DUVERNE	38	9	0	0	1	2	26	17
7	Derrick ETIENNE	10	1	0	0	1	7	1	4
11	Loucius DEEDSON	13	3	1	0	0	6	3	4
16	Lenny JOSEPH	20	1	8	1	1	9	0	3
18	Wilson ISIDOR	20	5	5	0	0	9	1	7
25	Dominique SIMON	43	14	15	0	2	1	11	12

INDIVIDUAL DATA OUT OF POSSESSION



Brazil v Haiti

Out of Possession



#	Player	Tackles Made / Won	Blocks	Interceptions	Pressing Direct	Pressing Indirect	Duels Won - Aerial	Duels Won - Physical	Possession Contests won	Clearances	Loose Ball Receptions	Pushing On	Pushing On into Pressing	Possession Regains	Possession Interrupted
1	ALISSON	0 / 0	0	0	0	0	0	0	0	0	3	0	0	5	0
3	GABRIEL MAGALHAES	0 / 0	3	0	3	0	3	2	5	3	5	8	1	5	4
4	MARQUINHOS	2 / 1	2	2	2	4	3	0	3	6	4	8	3	5	6
5	CASEMIRO	7 / 4	2	3	8	9	3	0	3	5	4	6	2	13	6
7	VINICIUS JUNIOR	0 / 0	0	0	0	25	0	0	0	0	3	18	12	0	0
8	BRUNO GUIMARAES	6 / 1	1	1	2	24	1	0	2	1	4	22	9	5	4
9	MATHEUS CUNHA	1 / 0	3	1	3	15	0	0	0	0	3	12	8	3	0
11	RAPHINHA	1 / 0	2	0	2	10	0	0	0	0	1	9	6	0	2
13	DANILO	2 / 0	1	0	0	6	2	0	2	6	5	16	3	1	4
16	DOUGLAS SANTOS	4 / 3	5	0	5	11	0	0	0	0	3	17	8	4	3
20	LUCAS PAQUETA	4 / 1	2	1	3	15	0	0	0	1	4	7	4	4	1
2	EDERSON SILVA	2 / 0	1	0	2	5	0	1	1	1	0	3	1	0	2
18	DANILO SANTOS	0 / 0	0	0	0	3	0	0	1	0	0	2	1	0	0
19	ENDRICK	0 / 0	1	0	0	11	1	0	1	0	1	5	4	0	1
22	GABRIEL MARTINELLI	0 / 0	0	1	0	1	0	0	0	1	0	1	1	1	1
26	RAYAN	3 / 0	1	0	2	24	1	0	1	0	2	14	11	0	2

Out of Possession



#	Player	Tackles Made / Won	Blocks	Interceptions	Pressing Direct	Pressing Indirect	Duels Won - Aerial	Duels Won - Physical	Possession Contests won	Clearances	Loose Ball Receptions	Pushing On	Pushing On into Pressing	Possession Regains	Possession Interrupted
1	Johny PLACIDE	0 / 0	0	0	0	0	0	0	0	0	3	0	0	4	0
2	Carlens ARCUS	6 / 1	0	0	8	13	0	0	0	2	4	29	13	1	1
4	Ricardo ADE	3 / 0	1	1	2	7	3	0	3	7	6	24	6	4	4
5	Hannes DELCROIX	4 / 1	5	1	6	5	2	0	2	5	4	12	3	6	8
8	Martin EXPERIENCE	10 / 3	1	1	13	20	1	0	1	2	7	44	17	6	3
10	Jean-Ricner BELLEGARDE	1 / 0	1	0	2	30	0	0	0	2	5	34	16	1	1
15	Ruben PROVIDENCE	0 / 0	0	0	1	32	0	0	0	0	2	35	26	0	0
17	Danley JEAN JACQUES	3 / 0	3	0	7	20	2	0	3	4	7	42	8	1	5
20	Frantzdy PIERROT	0 / 0	1	0	2	15	2	0	2	2	1	13	9	1	2
21	Josue CASIMIR	2 / 0	3	0	5	26	0	0	0	0	0	25	18	0	0
22	Jean-Kevin DUVERNE	5 / 2	4	1	4	17	0	0	0	2	10	45	16	10	1
7	Derrick ETIENNE	1 / 0	0	0	0	2	0	0	0	0	0	5	1	0	0
11	Louicius DEEDSON	0 / 0	1	0	1	5	1	0	1	0	1	3	3	1	0
16	Lenny JOSEPH	0 / 0	1	0	2	6	0	0	0	0	0	5	3	0	1
18	Wilson ISIDOR	1 / 0	0	0	0	23	1	0	1	0	2	14	11	1	0
25	Dominique SIMON	1 / 0	2	1	5	15	1	0	1	1	5	38	10	3	2

INDIVIDUAL DATA PHYSICAL



Brazil v Haiti

Physical Data



#	Player	Total Distance (m)	Zone 1: 0-7 km/h (m)	Zone 2: 7-15 km/h (m)	Zone 3: 15-20 km/h (m)	Zone 4: 20-25 km/h (m)	Zone 5: 25+ km/h (m)	High Speed Runs (Zone 3)	Sprints (Zone 4 & 5)	Top Speed (km/h)
1	ALISSON	5530.5	4607.7	886.1	33.6	3.0	0	4.0	0	20.8
3	GABRIEL MAGALHAES	10209.5	4179.2	4425.4	1063.5	312.4	229.0	99.0	23.0	31.7
4	MARQUINHOS	10016.9	3894.5	4554.5	958.7	333.1	276.2	90.0	28.0	31.6
5	CASEMIRO	11229.1	3602.3	5607.7	1381.7	517.4	120.0	122.0	37.0	29.2
7	VINICIUS JUNIOR	8454.8	3881.2	2629.8	1037.5	521.6	384.6	96.0	47.0	32.3
8	BRUNO GUIMARAES	10352.2	3427.1	4691.2	1746.1	425.9	61.9	142.0	30.0	27.7
9	MATHEUS CUNHA	7366.2	3011.5	2674.5	1168.1	370.0	142.1	103.0	34.0	31.9
11	RAPHINHA	4158.5	1577.7	1490.6	491.6	310.1	288.4	37.0	28.0	33.3
13	DANILO	10210.0	4039.7	3809.8	1347.5	635.7	377.4	119.0	49.0	32.1
16	DOUGLAS SANTOS	10930.3	3585.3	4947.8	1510.4	644.2	242.6	139.0	49.0	31.1
20	LUCAS PAQUETA	7816.2	2708.4	3266.1	1253.1	498.8	89.8	96.0	36.0	29.5
2	EDERSON SILVA	2090.3	559.5	777.4	352.6	212.0	188.9	34.0	17.0	32.3
18	DANILO SANTOS	1885.9	552.8	811.6	292.5	199.7	29.2	25.0	11.0	27.8
19	ENDRICK	3237.1	1436.4	1161.6	308.4	189.2	141.6	24.0	16.0	33.0
22	GABRIEL MARTINELLI	3374.1	1298.4	1217.5	433.8	221.7	202.7	41.0	18.0	33.2
26	RAYAN	6771.8	2363.4	2784.2	954.8	523.8	145.7	84.0	38.0	32.5

Physical Data



#	Player	Total Distance (m)	Zone 1: 0-7 km/h (m)	Zone 2: 7-15 km/h (m)	Zone 3: 15-20 km/h (m)	Zone 4: 20-25 km/h (m)	Zone 5: 25+ km/h (m)	High Speed Runs (Zone 3)	Sprints (Zone 4 & 5)	Top Speed (km/h)
1	Johny PLACIDE	4081.3	3347.9	693.5	28.1	11.8	0	2.0	1.0	23.6
2	Carlens ARCUS	5470.5	1918.0	2245.1	794.5	372.4	140.6	70.0	30.0	30.0
4	Ricardo ADE	9777.9	3846.5	4341.4	1099.0	325.7	165.4	96.0	31.0	30.5
5	Hannes DELCROIX	9937.3	3743.1	4607.0	1026.5	350.7	210.0	92.0	33.0	32.2
8	Martin EXPERIENCE	11519.2	3419.2	5091.6	1816.5	857.9	334.0	169.0	69.0	32.9
10	Jean-Ricner BELLEGARDE	9556.9	3250.4	4339.6	1487.6	414.6	64.7	130.0	31.0	28.6
15	Ruben PROVIDENCE	7577.7	2655.3	3163.2	1085.5	464.2	209.5	97.0	37.0	31.9
17	Danley JEAN JACQUES	11715.9	3709.2	5168.1	2056.8	612.2	169.6	171.0	48.0	30.4
20	Frantzdy PIERROT	5721.4	1542.7	3031.1	806.9	320.3	20.4	70.0	17.0	27.3
21	Josue CASIMIR	7466.0	2817.1	2744.2	999.8	581.7	323.3	96.0	44.0	34.4
22	Jean-Kevin DUVERNE	10384.8	4132.2	4368.5	1092.4	537.8	254.0	107.0	43.0	32.7
7	Derrick ETIENNE	1841.9	601.6	706.4	306.1	118.6	109.2	26.0	8.0	33.7
11	Louicius DEEDSON	3324.8	1411.6	1191.8	406.4	181.3	133.6	34.0	14.0	32.0
16	Lenny JOSEPH	2577.6	1080.6	1032.5	220.0	149.8	94.6	20.0	13.0	31.4
18	Wilson ISIDOR	5764.7	2150.5	2232.6	837.5	369.6	174.4	73.0	30.0	32.2
25	Dominique SIMON	6098.3	1776.1	2544.9	1325.4	383.2	68.8	115.0	29.0	30.5



TM