



## Canada 6 - 0 Qatar

Group B - Match 27

18 June 2026

15:00 Kick Off

BC Place Vancouver

# POST MATCH SUMMARY REPORT

# Match Summary - Teams



6 - 0

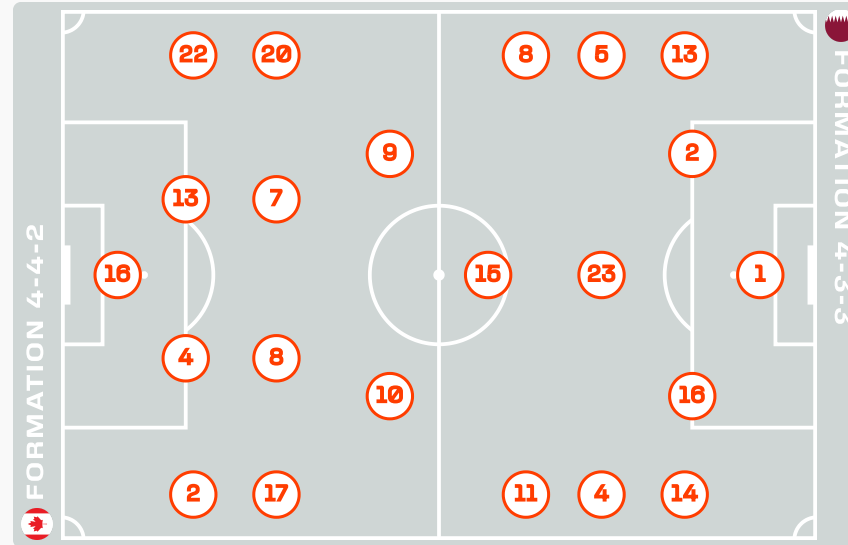


## STARTING

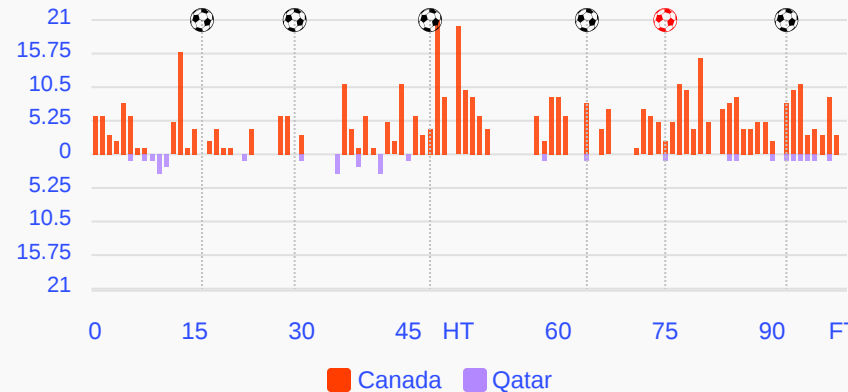
- 16 GK Maxime CREPEAU
- 2 DF Alistair JOHNSTON
- 4 DF Luc DE FOUGEROLLES ↓ 71'
- 7 MF Stephen EUSTAQUIO
- 8 MF Ismael KONE ↓ 55'
- 9 FW Cyle LARIN ⚽ 16'
- 10 FW Jonathan DAVID ⚽ 29' ⚽ 45+3' ⚽ 90+2'
- 13 DF Derek CORNELIUS 🟡 9' ↓ 45'
- 17 FW Tajon BUCHANAN ↓ 83'
- 20 FW Ali AHMED ↓ 71'
- 22 DF Richie LARYEA

## SUBSTITUTES

- 1 GK Dayne ST. CLAIR
- 18 GK Owen GOODMAN
- 3 DF Alfie JONES
- 5 DF Joel WATERMAN
- 6 MF Mathieu CHOINIERE
- 11 MF Liam MILLAR
- 12 FW Tani OLUWASEYI ↑ 71'
- 14 MF Jacob SHAFFELBURG ↑ 71'
- 15 DF Moise BOMBITO ↑ 45'
- 19 DF Alphonso DAVIES
- 21 MF Jonathan OSORIO
- 23 DF Niko SIGUR ↑ 83'
- 24 FW Promise DAVID
- 25 MF Nathan SALIBA ↑ 55' ⚽ 64'
- 26 FW Jayden NELSON



## Distribution in the Final Third



## STARTING

- MAHMOUD ABUNADA GK 1
- PEDRO MIGUEL DF 2
- ISSA LAYE DF 4
- ↓ 45' JASSEM GABER DF 5
- ↓ 45' EDMILSON JUNIOR FW 8
- ↓ 59' AKRAM AFIF FW 11
- AYOUB ALOUI DF 13
- 31' HOMAM AHMED DF 14
- ↓ 40' YUSUF ABDURISAG FW 15
- BOUALEM KHOUKHI DF 16
- 51' ASSIM MADIBO MF 23

## SUBSTITUTES

- SALAH ZAKARIA GK 21
- MESHAAL BARSHAM GK 22
- ↑ 87' LUCAS MENDES DF 3
- ABDULAZIZ HATEM MF 6
- AHMED ALAAELDIN FW 7
- MOHAMMED MUNTARI FW 9
- HASSAN ALHAYDOS FW 10
- KARIM BOUDIAF MF 12
- AHMED ALGANEHI MF 17
- ↑ 40' SULTAN ALBRAKE DF 18
- ALMOEZ ALI FW 19
- ↓ 87' 62' ↑ 45' AHMED FATHY MF 20
- TAHSIN MOHAMMED FW 24
- ↑ 59' ALHASHMI ALHUSSEIN DF 25
- 75' ↑ 45' MOHAMED MANAI FW 26

# Match Summary - Key Statistics



6 - 0



## Possession

Total	65.8%	13.7%	20.5%	Total
6	Goals			0
3.9	xG (Expected Goals)			0.2
33 (11)	Attempts at Goal (On Target)			2 (0)
575 (535)	Total Passes (Complete)			166 (107)
93 %	Pass Completion %			64 %
131	Completed Line Breaks			23
23	Defensive Line Breaks			3
416	Receptions in the Final Third			11
61	Crosses			2
16	Ball Progressions			7
107 (27)	Defensive Pressures Applied (Direct Pressures)			274 (43)
31	Forced Turnovers			23
89	Second Balls			34
111.2 km	Total Distance Covered			90.8 km
5.7 km	Zone 4 - Low Speed Sprinting: 20-25 km/h			3.7 km

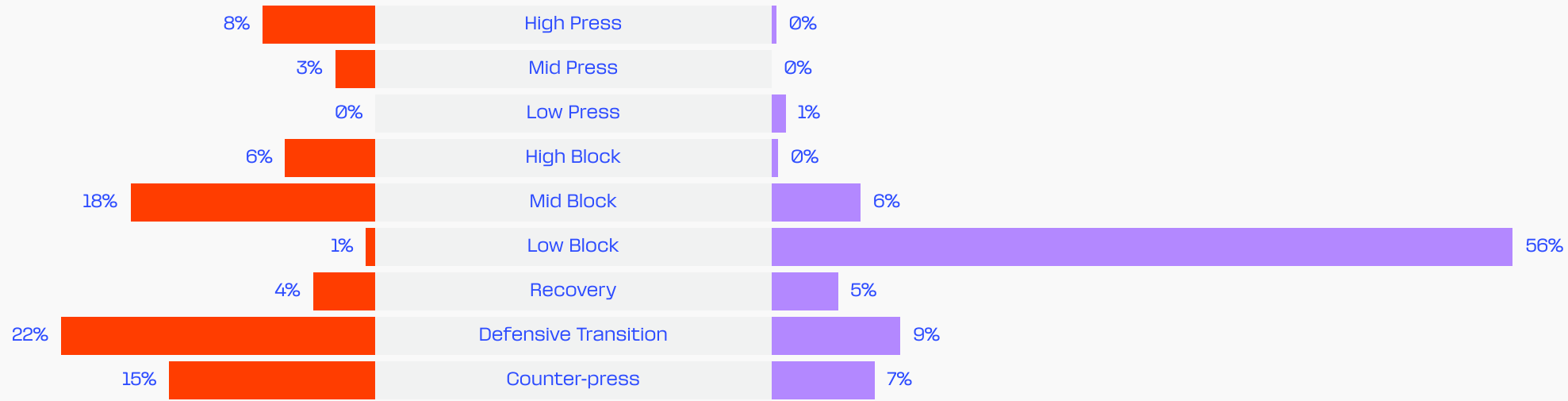


# Phases of Play

## IN POSSESSION



## OUT OF POSSESSION

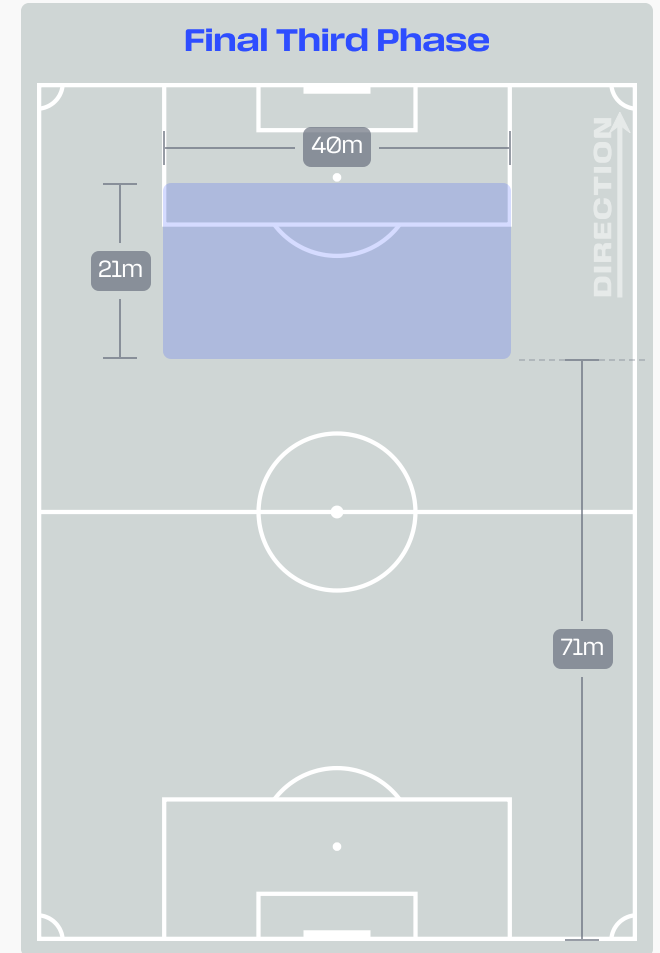
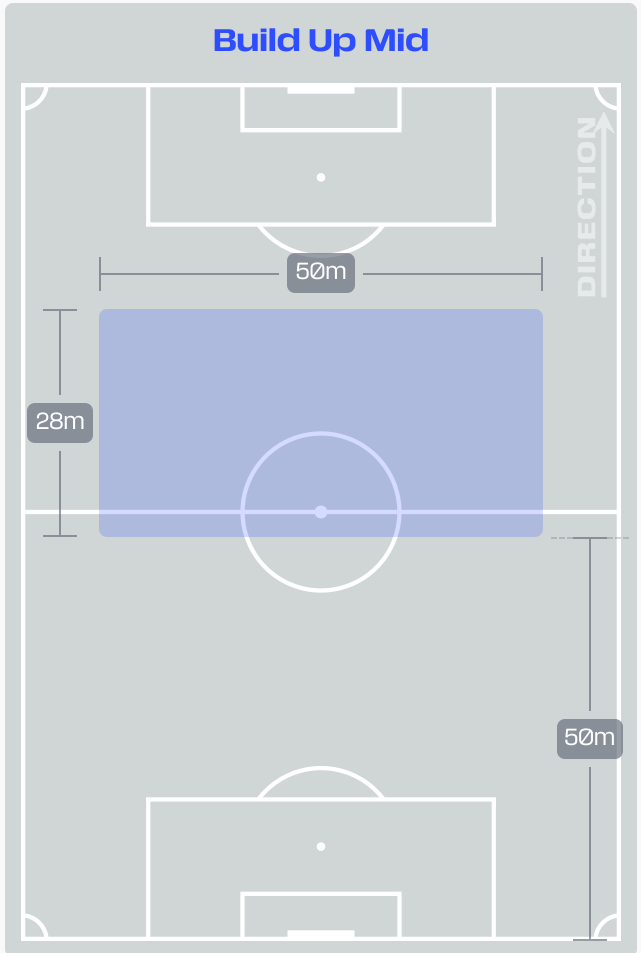
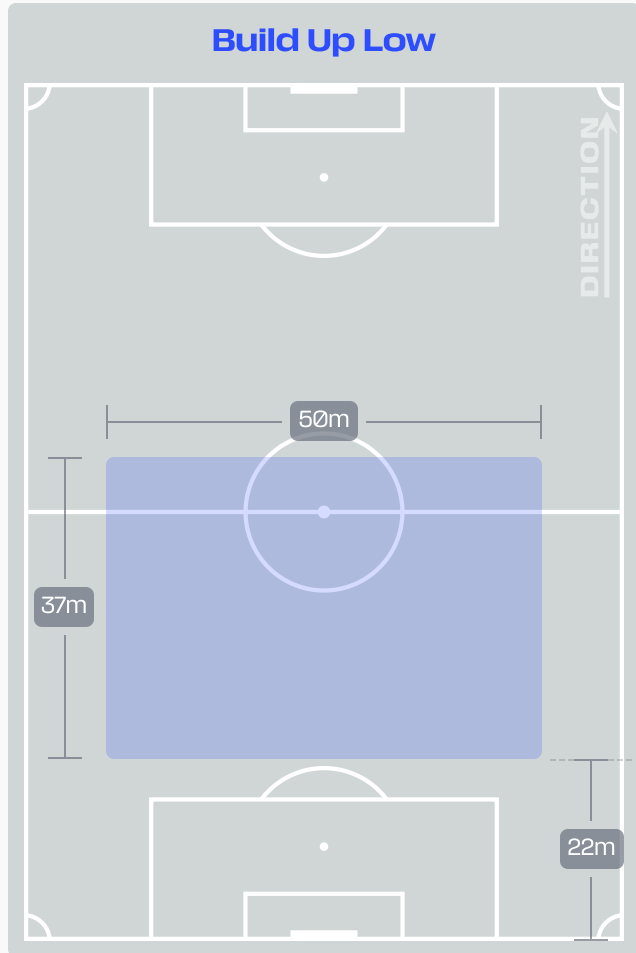


# IN POSSESSION

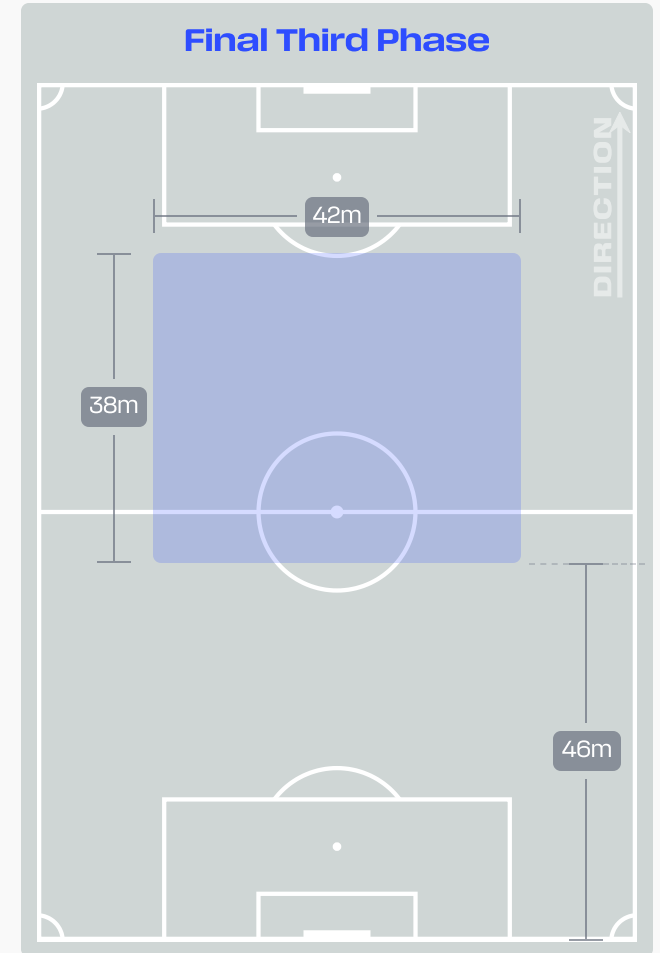
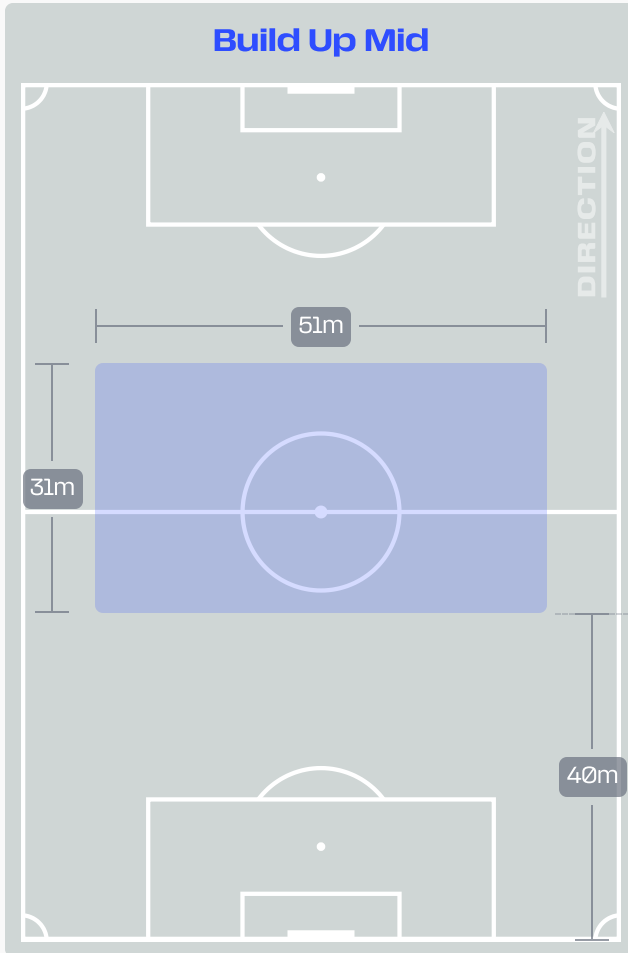
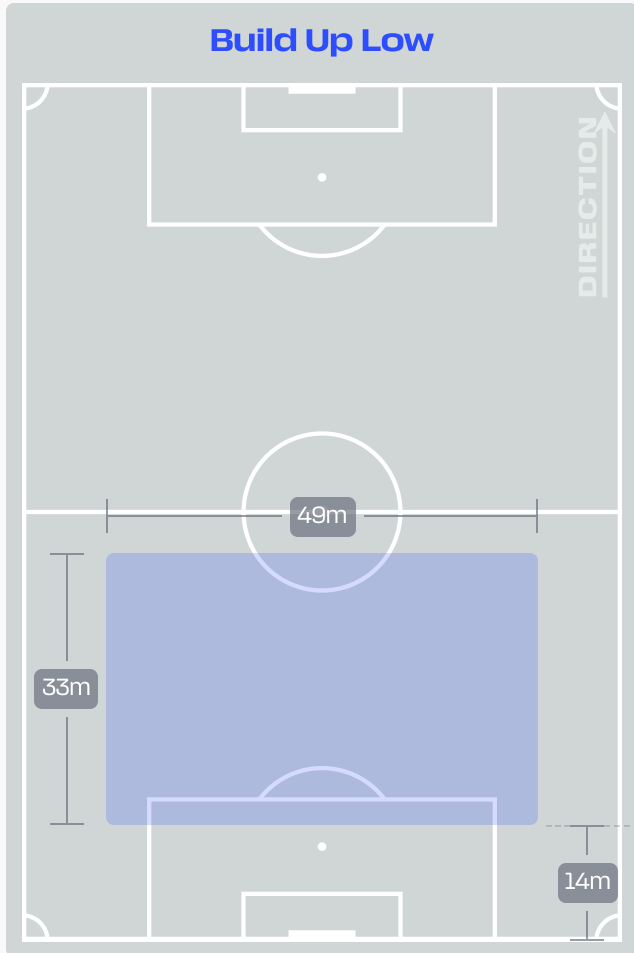


Canada v Qatar

# In Possession Line Height & Team Length



# In Possession Line Height & Team Length



# Line Breaks

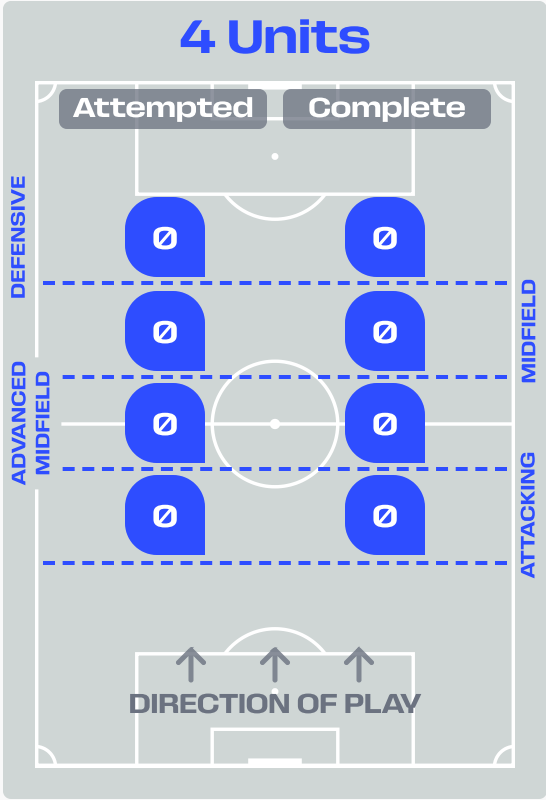


Attempted Line Breaks  
**151**

16 Attempted  
13 Complete

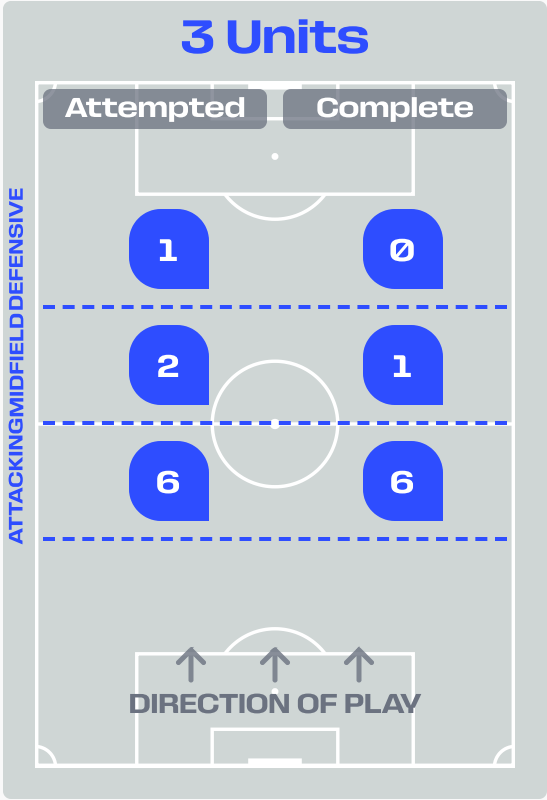
107 Attempted  
104 Complete

28 Attempted  
14 Complete



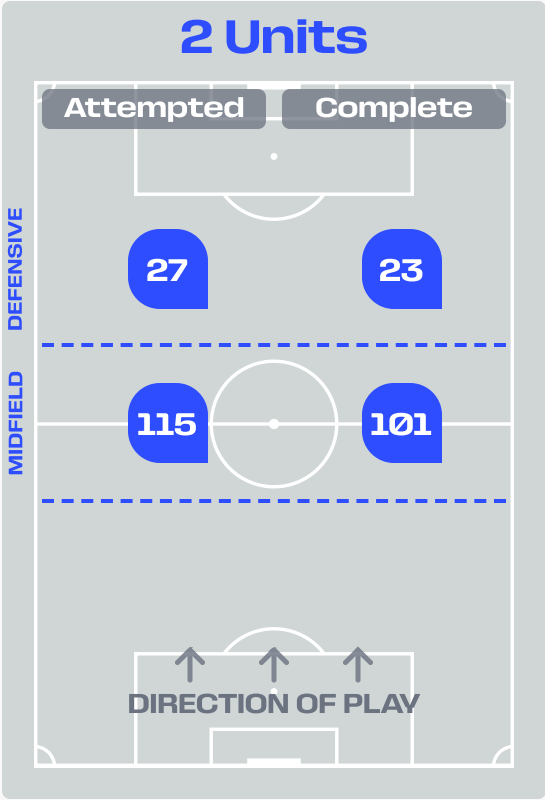
**Attempted Line Breaks 0**

Inside Shape	0
Outside Shape	0



**Attempted Line Breaks 9**

Inside Shape	2
Outside Shape	7



**Attempted Line Breaks 142**

Inside Shape	42
Outside Shape	100

# Line Breaks

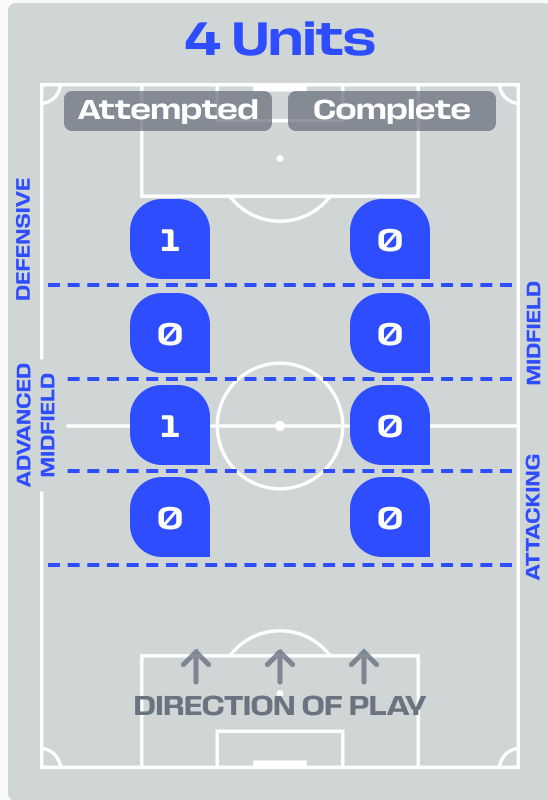


Attempted Line Breaks  
**63**

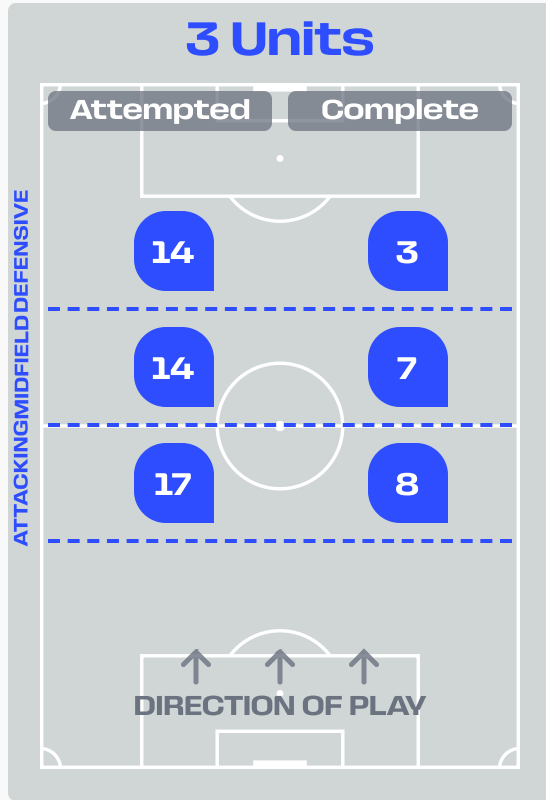
6 Attempted  
4 Complete

12 Attempted  
7 Complete

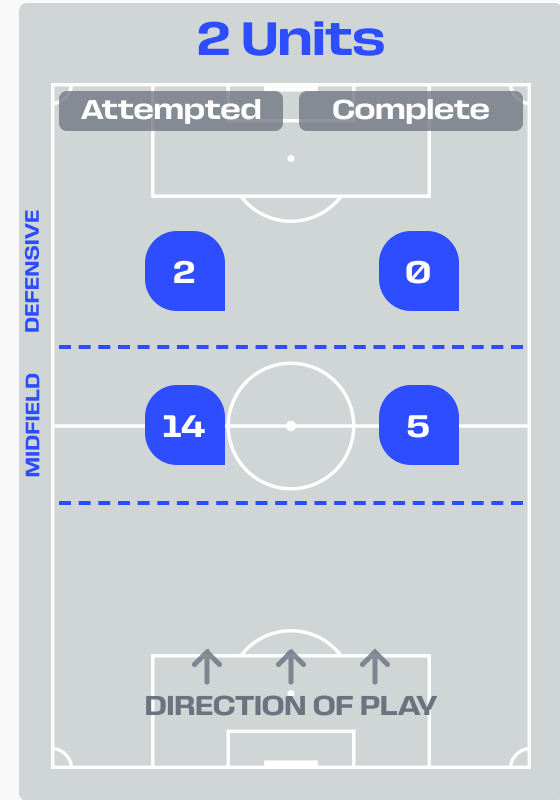
45 Attempted  
12 Complete



**Attempted Line Breaks 2**  
Inside Shape 2  
Outside Shape 0



**Attempted Line Breaks 45**  
Inside Shape 34  
Outside Shape 11



**Attempted Line Breaks 16**  
Inside Shape 12  
Outside Shape 4

## Line Breaks



					4 Units				3 Units			2 Units		Direction			Distribution Type		
#	Player	Line Breaks Attempted	Line Breaks Completed	Line Break Completion %	Attacking Line	Attacking Midfield Line	Midfield Line	Defensive Line	Attacking Line	Midfield Line	Defensive Line	Midfield Line	Defensive Line	Through	Around	Over	Pass	Cross	Ball Progression
16	Maxime CREPEAU	1	0	0%	0	0	0	0	0	0	0	1	0	0	0	1	1	0	0
2	Alistair JOHNSTON	20	20	100%	0	0	0	0	1	0	0	16	3	0	16	4	17	2	1
4	Luc DE FOUGEROLLES	18	16	89%	0	0	0	0	1	0	0	16	1	5	12	1	18	0	0
7	Stephen EUSTAQUIO	29	26	90%	0	0	0	0	1	0	0	21	7	2	23	4	29	0	0
8	Ismael KONE	10	10	100%	0	0	0	0	2	0	0	8	0	1	9	0	10	0	0
9	Cyle LARIN	1	0	0%	0	0	0	0	0	0	1	0	0	0	0	1	1	0	0
10	Jonathan DAVID	7	4	57%	0	0	0	0	0	0	0	6	1	1	4	2	6	1	0
13	Derek CORNELIUS	4	3	75%	0	0	0	0	0	1	0	3	0	1	3	0	4	0	0
17	Tajon BUCHANAN	8	7	88%	0	0	0	0	0	1	0	4	3	2	5	1	6	1	1
20	Ali AHMED	9	6	67%	0	0	0	0	0	0	0	6	3	1	4	4	5	3	1
22	Richie LARYEA	22	21	95%	0	0	0	0	1	0	0	19	2	2	17	3	22	0	0
12	Tani OLUWASEYI	0	0	0%	0	0	0	0	0	0	0	0	0	0	0	0	0	0	0
14	Jacob SHAFFELBURG	5	2	40%	0	0	0	0	0	0	0	3	2	0	2	3	3	2	0
15	Moise BOMBITO	8	8	100%	0	0	0	0	0	0	0	6	2	0	6	2	8	0	0
23	Niko SIGUR	3	2	67%	0	0	0	0	0	0	0	1	2	0	2	1	2	1	0
25	Nathan SALIBA	6	6	100%	0	0	0	0	0	0	0	5	1	1	4	1	6	0	0

# Line Breaks

					4 Units				3 Units			2 Units		Direction			Distribution Type		
#	Player	Line Breaks Attempted	Line Breaks Completed	Line Break Completion %	Attacking Line	Attacking Midfield Line	Midfield Line	Defensive Line	Attacking Line	Midfield Line	Defensive Line	Midfield Line	Defensive Line	Through	Around	Over	Pass	Cross	Ball Progression
1	MAHMOUD ABUNADA	22	6	27%	0	0	0	0	6	2	6	7	1	0	0	22	22	0	0
2	PEDRO MIGUEL	10	4	40%	0	0	0	1	4	3	1	0	1	2	1	7	9	0	1
4	ISSA LAYE	2	1	50%	0	0	0	0	1	0	0	1	0	0	1	1	2	0	0
5	JASSEM GABER	3	2	67%	0	1	0	0	0	0	1	1	0	1	1	1	3	0	0
8	EDMILSON JUNIOR	2	0	0%	0	0	0	0	0	0	0	2	0	0	2	0	2	0	0
11	AKRAM AFIF	2	0	0%	0	0	0	0	1	1	0	0	0	0	1	1	2	0	0
13	AYOUB ALOUI	8	2	25%	0	0	0	0	4	0	3	1	0	0	2	6	8	0	0
14	HOMAM AHMED	2	2	100%	0	0	0	0	0	1	1	0	0	0	0	2	1	1	0
15	YUSUF ABDURISAG	2	1	50%	0	0	0	0	0	2	0	0	0	2	0	0	2	0	0
16	BOUALEM KHOUKHI	5	3	60%	0	0	0	0	1	3	1	0	0	1	0	4	5	0	0
23	ASSIM MADIBO	2	1	50%	0	0	0	0	0	0	0	2	0	0	2	0	1	0	1
3	LUCAS MENDES	0	0	0%	0	0	0	0	0	0	0	0	0	0	0	0	0	0	0
18	SULTAN ALBRAKE	2	1	50%	0	0	0	0	0	1	1	0	0	0	1	1	2	0	0
20	AHMED FATHY	0	0	0%	0	0	0	0	0	0	0	0	0	0	0	0	0	0	0
25	ALHASHMI ALHUSSEIN	0	0	0%	0	0	0	0	0	0	0	0	0	0	0	0	0	0	0
26	MOHAMED MANAI	1	0	0%	0	0	0	0	0	1	0	0	0	0	1	0	1	0	0

# Passing Networks



#	Passes From ↓ to →	Maxime CREPEAU	Alistair JOHNSTON	Luc DE FOUGEROLLES	Stephen EUSTAQUIO	Ismael KONE	Cyle LARIN	Jonathan DAVID	Derek CORNELIUS	Tajon BUCHANAN	Ali AHMED	Richie LARYEA	Tani OLUWASEYI	Jacob SHAFFELBURG	Moise BOMBITO	Niko SIGUR	Nathan SALIBA
16	Maxime CREPEAU		0	5	2	0	0	0	3	0	0	1	0	2	4	0	0
2	Alistair JOHNSTON	2		3	13	5	0	2	0	18	2	0	0	0	2	5	0
4	Luc DE FOUGEROLLES	0	11		5	7	1	2	9	3	3	5	0	0	2	0	0
7	Stephen EUSTAQUIO	0	10	11		12	0	4	2	14	4	12	0	1	7	4	7
8	Ismael KONE	1	8	5	8		1	2	4	6	2	6	0	0	1	0	0
9	Cyle LARIN	0	0	0	2	1		0	0	0	0	5	0	0	2	0	1
10	Jonathan DAVID	0	2	0	1	5	1		0	0	2	2	0	0	1	2	1
13	Derek CORNELIUS	2	0	8	5	5	0	0		0	5	3	0	0	0	0	0
17	Tajon BUCHANAN	0	8	4	4	4	2	2	0		0	1	0	0	2	0	2
20	Ali AHMED	0	1	0	8	0	0	3	1	1		6	0	0	1	0	0
22	Richie LARYEA	1	1	4	7	5	5	2	2	1	10		3	8	1	1	5
12	Tani OLUWASEYI	0	0	0	1	0	0	0	0	0	0	0		0	0	0	1
14	Jacob SHAFFELBURG	0	0	0	4	0	0	1	0	0	0	6	0		0	0	5
15	Moise BOMBITO	0	9	2	11	0	1	1	0	1	0	5	0	1		3	5
23	Niko SIGUR	0	6	0	2	0	0	0	0	0	0	1	0	0	3		1
25	Nathan SALIBA	0	3	0	2	0	1	5	0	0	1	4	2	5	8	0	

Top 5 Player to Player Passers		
Player	Passed To	% of Total Team Passes
Alistair JOHNSTON	Tajon BUCHANAN	3.5%
Stephen EUSTAQUIO	Tajon BUCHANAN	2.7%
Alistair JOHNSTON	Stephen EUSTAQUIO	2.5%
Stephen EUSTAQUIO	Richie LARYEA	2.3%
Stephen EUSTAQUIO	Ismael KONE	2.3%

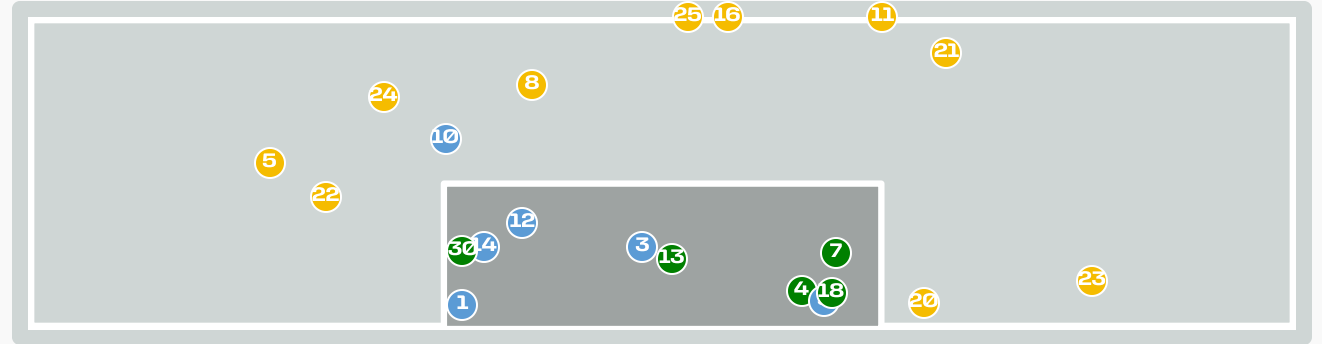
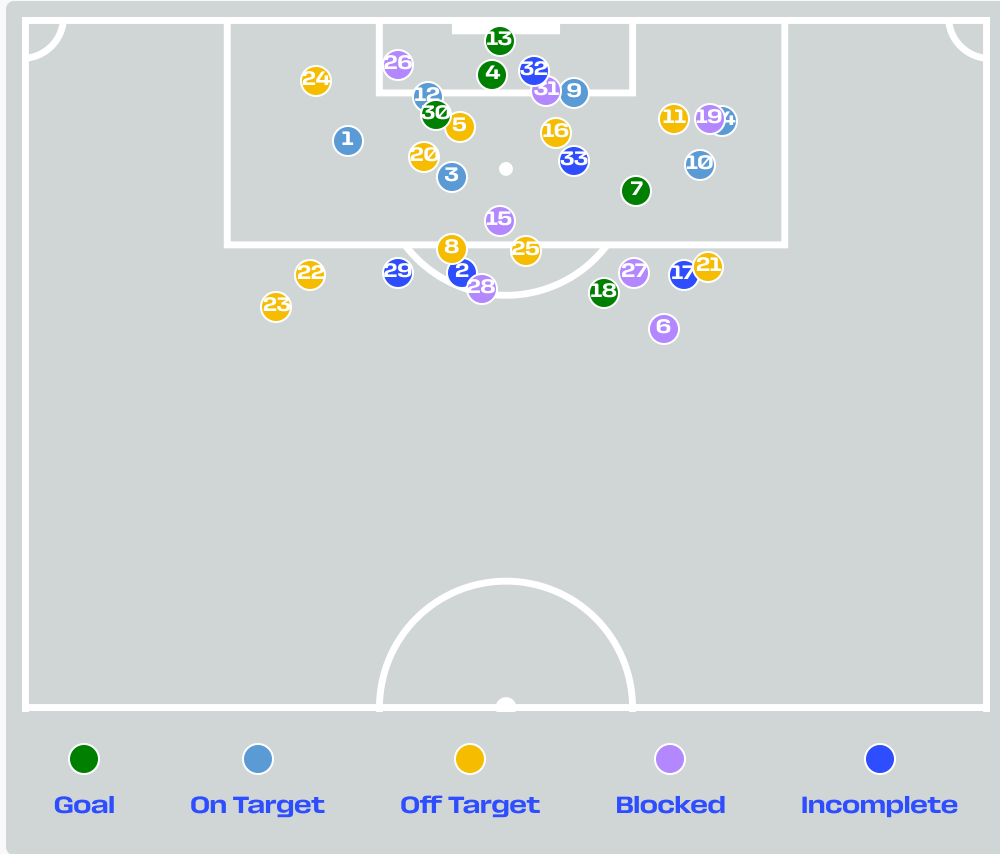


# Passing Networks

#	Passes From ↓ to →	MAHMOUD ABUNADA	PEDRO MIGUEL	ISSA LAYE	JASSEM GABER	EDMILSON JUNIOR	AKRAM AFIF	AYOUB ALOUI	HOMAM AHMED	YUSUF ABDURISAG	BOUALEM KHOUKHI	ASSIM MADIBO	LUCAS MENDES	SULTAN ALBRAKE	AHMED FATHY	ALHASHMI ALHUSSEIN	MOHAMED MANAI
1	MAHMOUD ABUNADA		2	3	0	0	2	0	0	0	2	0	0	0	0	0	0
2	PEDRO MIGUEL	2		1	0	1	0	0	1	0	4	1	0	0	0	0	0
4	ISSA LAYE	2	0		0	0	2	1	0	0	5	2	0	0	1	0	0
5	JASSEM GABER	0	0	0		2	1	2	0	0	2	1	0	0	0	0	0
8	EDMILSON JUNIOR	0	0	0	3		0	1	0	0	0	1	0	0	0	0	0
11	AKRAM AFIF	2	0	3	1	0		1	1	1	0	0	0	1	0	0	0
13	AYOUB ALOUI	1	1	0	0	0	1		0	0	0	0	0	0	0	0	0
14	HOMAM AHMED	0	0	0	0	0	2	1		0	0	1	0	0	0	0	0
15	YUSUF ABDURISAG	0	0	0	0	0	2	0	0		0	2	0	0	0	0	0
16	BOUALEM KHOUKHI	1	6	5	0	0	0	2	1	0		1	0	1	0	1	0
23	ASSIM MADIBO	0	2	0	1	2	1	2	0	0	4		0	0	0	0	0
3	LUCAS MENDES	0	0	0	0	0	0	0	0	0	0	0		0	0	0	0
18	SULTAN ALBRAKE	0	0	0	0	0	2	0	0	0	0	0	0		0	0	0
20	AHMED FATHY	0	0	0	0	0	0	0	0	0	0	0	0	1		0	0
25	ALHASHMI ALHUSSEIN	0	0	0	0	0	0	0	0	0	0	0	0	0	0		0
26	MOHAMED MANAI	0	1	0	0	0	0	0	0	0	0	0	0	0	0	0	

Top 5 Player to Player Passers		
Player	Passed To	% of Total Team Passes
BOUALEM KHOUKHI	PEDRO MIGUEL	6%
ISSA LAYE	BOUALEM KHOUKHI	5%
BOUALEM KHOUKHI	ISSA LAYE	5%
PEDRO MIGUEL	BOUALEM KHOUKHI	4%
ASSIM MADIBO	BOUALEM KHOUKHI	4%

# Attempts at Goal



Key	Outcome	Shots
●	Goals	5
●	On Target	6
●	Off Target	10
●	Blocked	7
●	Incomplete	5

## Attempts at Goal



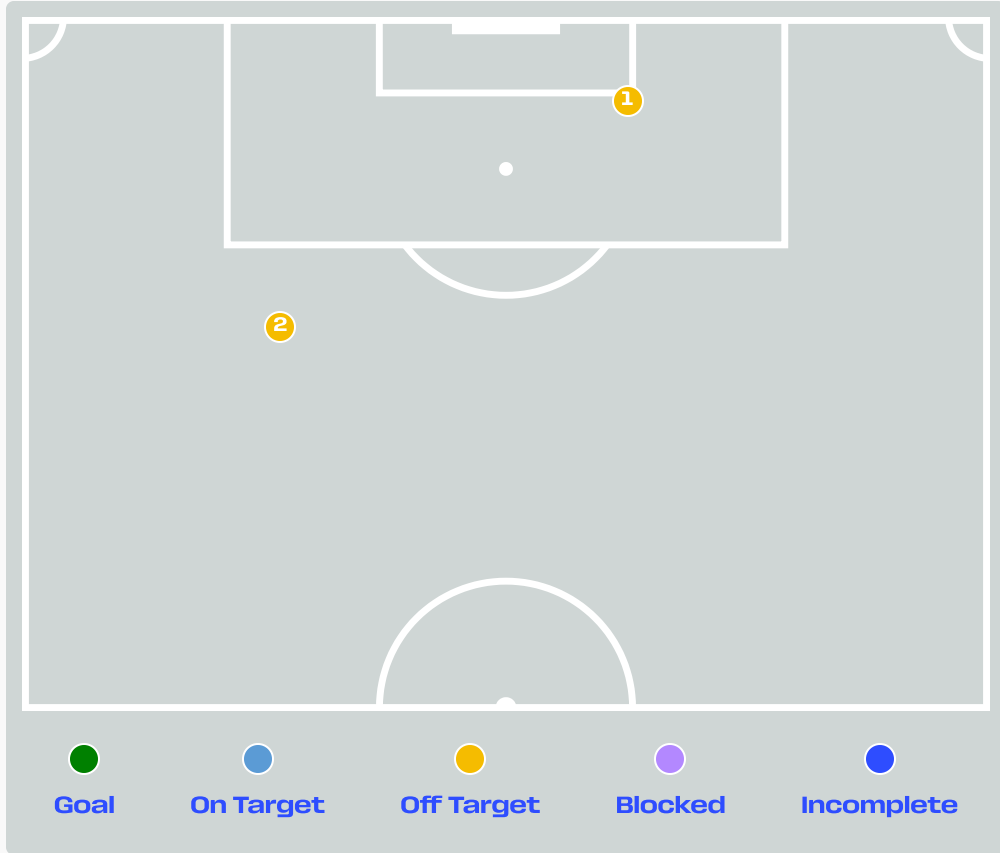
Time	Player	Outcome	Body Part	Delivery Type
6	10 Jonathan DAVID	On Target - Saved	Right Foot	Cross
14	7 Stephen EUSTAQUIO	Incomplete - Defensive Event	Right Foot	Loose Ball
15	10 Jonathan DAVID	On Target - Saved	Right Foot	Cross
15	9 Cyle LARIN	On Target - Goal	Left Foot	Other
20	13 Derek CORNELIUS	Off Target	Head	Freekick
28	17 Tajon BUCHANAN	Incomplete - Blocked	Left Foot	Ball Progression
28	10 Jonathan DAVID	On Target - Goal	Right Foot	Loose Ball
34	20 Ali AHMED	Off Target	Right Foot	Freekick
37	17 Tajon BUCHANAN	On Target - Goal Prevented	Right Foot	Cross
39	10 Jonathan DAVID	Deflected On Target - Defensive Event	Right Foot	Pass
44	9 Cyle LARIN	Deflected Off Target - Defensive Event	Right Foot	Pass
47	9 Cyle LARIN	On Target - Saved	Head	Cross
47	10 Jonathan DAVID	On Target - Goal	Right Foot	Other
49	2 Alistair JOHNSTON	On Target - Saved	Right Foot	Pass
47	8 Ismael KONE	Incomplete - Blocked	Left Foot	Pass
49	9 Cyle LARIN	Deflected Off Target - Defensive Event	Left Foot	Loose Ball
61	20 Ali AHMED	Incomplete - Foul For	Left Foot	Pass






## Attempts at Goal



Time	Player	Outcome	Body Part	Delivery Type
63	25 Nathan SALIBA	On Target - Goal	Right Foot	Freekick
74	17 Tajon BUCHANAN	Incomplete - Blocked	Left Foot	Loose Ball
74	14 Jacob SHAFFELBURG	Off Target - Defensive Event	Left Foot	Loose Ball
76	17 Tajon BUCHANAN	Off Target	Right Foot	Pass
77	22 Richie LARYEA	Deflected Off Target - Defensive Event	Right Foot	Pass
79	14 Jacob SHAFFELBURG	Off Target	Left Foot	Loose Ball
81	14 Jacob SHAFFELBURG	Off Target	Left Foot	Loose Ball
83	10 Jonathan DAVID	Deflected Off Target - Defensive Event	Left Foot	Loose Ball
83	12 Tani OLUWASEYI	Incomplete - Blocked	Left Foot	Loose Ball
85	10 Jonathan DAVID	Incomplete - Blocked	Left Foot	Pass
89	23 Niko SIGUR	Incomplete - Blocked	Right Foot	Pass
91	25 Nathan SALIBA	Incomplete - Assist	Right Foot	Pass
91	10 Jonathan DAVID	On Target - Goal	Left Foot	Loose Ball
94	9 Cyle LARIN	Incomplete - Blocked	Head	Cross
97	9 Cyle LARIN	Incomplete - Referee Event	Head	Cross
99	25 Nathan SALIBA	Incomplete - Player On Ball Error	Head	Cross

# Attempts at Goal

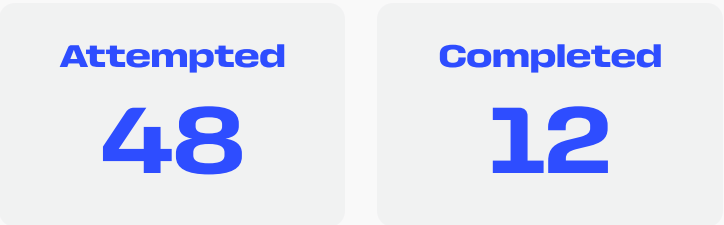
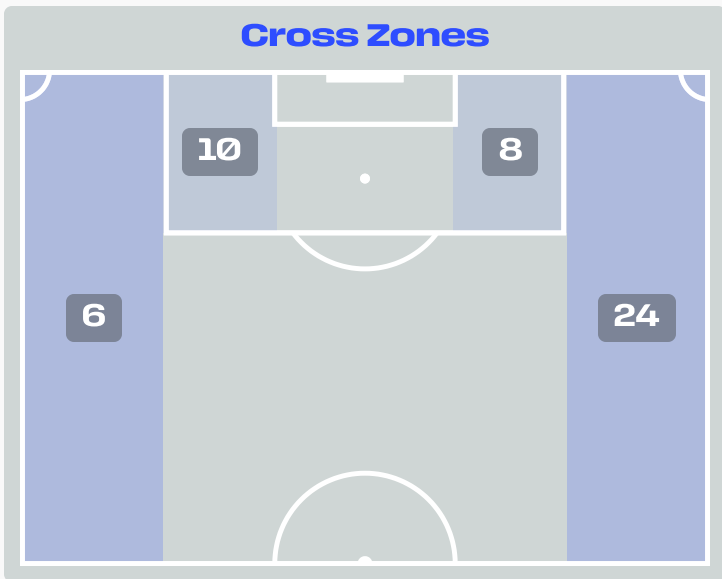
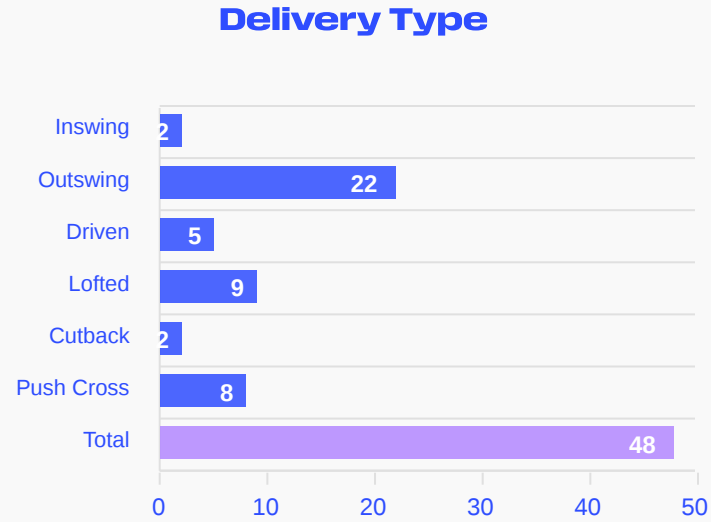
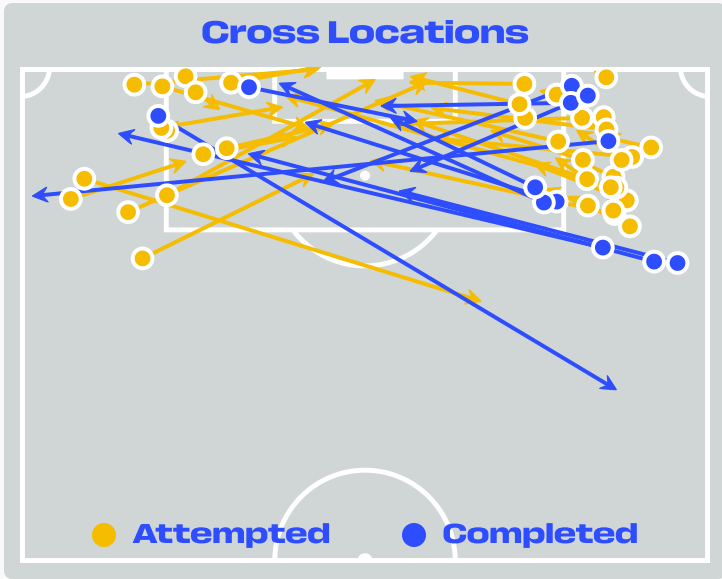


Key	Outcome	Shots
	Goals	0
	On Target	0
	Off Target	2
	Blocked	0
	Incomplete	0

# Attempts at Goal

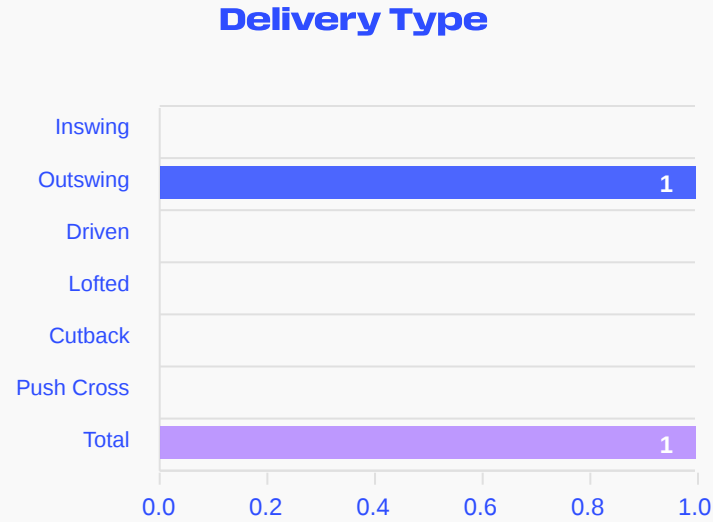
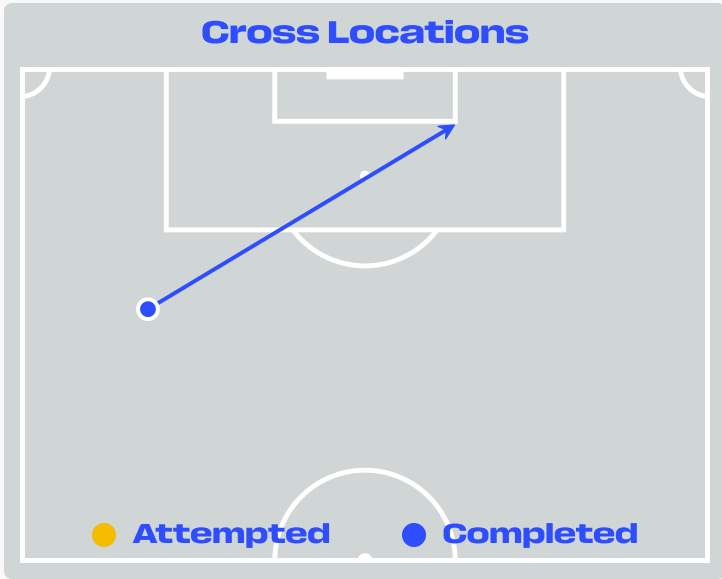
Time	Player	Outcome	Body Part	Delivery Type
0	8 EDMILSON JUNIOR	Off Target	Right Foot	Cross
9	16 BOUALEM KHOUKHI	Deflected Off Target - Defensive Event	Right Foot	Freekick

# Crosses (Open Play)



#	Player	Inswing	Outswing	Driven	Lofted	Cutback	Push Cross	Total Attempted
16	Maxime CREPEAU	0	0	0	0	0	0	0
2	Alistair JOHNSTON	0	5	2	4	1	3	15
4	Luc DE FOUGEROLLES	0	0	0	0	0	0	0
7	Stephen EUSTAQUIO	1	0	0	0	0	0	1
8	Ismael KONE	0	1	0	0	0	0	1
9	Cyle LARIN	0	0	0	0	0	0	0
10	Jonathan DAVID	0	1	0	1	0	0	2
13	Derek CORNELIUS	0	0	0	0	0	0	0
17	Tajon BUCHANAN	0	6	1	2	1	0	10
20	Ali AHMED	1	3	0	0	0	1	5
22	Richie LARYEA	0	0	0	1	0	1	2
12	Tani OLUWASEYI	0	0	1	0	0	0	1
14	Jacob SHAFFELBURG	0	3	0	1	0	2	6
15	Moise BOMBITO	0	0	0	0	0	0	0
23	Niko SIGUR	0	2	1	0	0	0	3
25	Nathan SALIBA	0	1	0	0	0	1	2

# Crosses (Open Play)



**Attempted**

**1**

**Completed**

**1**

**Most Crosses Attempted**

**1**

**HOMAM AHMED**  
LEFT BACK

#	Player	Inswing	Outswing	Driven	Lofted	Cutback	Push Cross	Total Attempted
1	MAHMOUD ABUNADA	0	0	0	0	0	0	0
2	PEDRO MIGUEL	0	0	0	0	0	0	0
4	ISSA LAYE	0	0	0	0	0	0	0
5	JASSEM GABER	0	0	0	0	0	0	0
8	EDMILSON JUNIOR	0	0	0	0	0	0	0
11	AKRAM AFIF	0	0	0	0	0	0	0
13	AYOUB ALOUI	0	0	0	0	0	0	0
14	HOMAM AHMED	0	1	0	0	0	0	1
15	YUSUF ABDURISAG	0	0	0	0	0	0	0
16	BOUALEM KHOUKHI	0	0	0	0	0	0	0
23	ASSIM MADIBO	0	0	0	0	0	0	0
3	LUCAS MENDES	0	0	0	0	0	0	0
18	SULTAN ALBRAKE	0	0	0	0	0	0	0
20	AHMED FATHY	0	0	0	0	0	0	0
25	ALHASHMI ALHUSSEIN	0	0	0	0	0	0	0
26	MOHAMED MANAI	0	0	0	0	0	0	0

# Offering to Receive

502

Total Offers Made

184

Total Offers Received

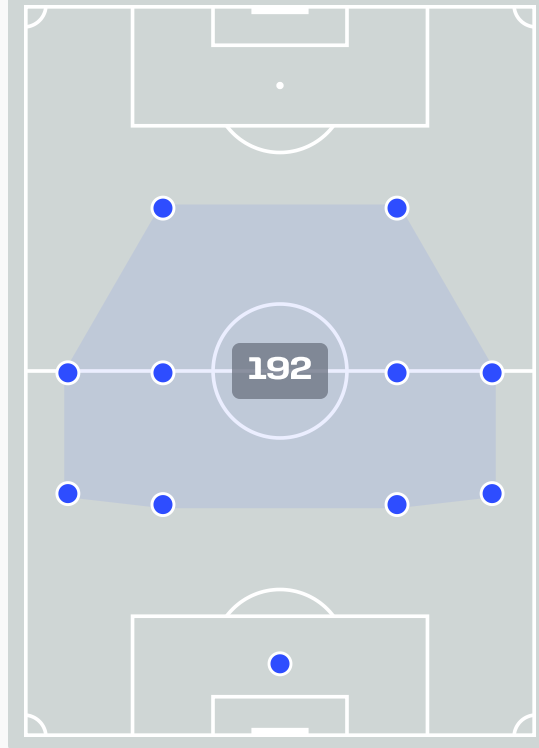
Most Offers

90

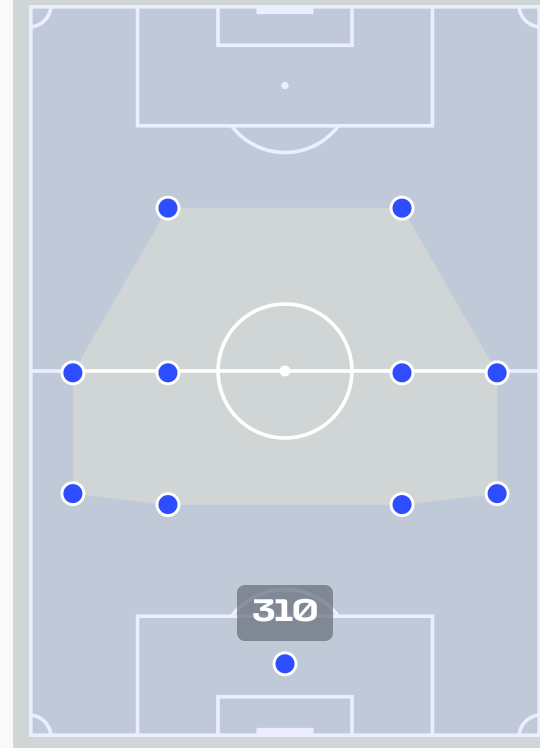
Alistair JOHNSTON  
RIGHT BACK

#	Player	Offers Made	Offers Received	% Made & Received
16	Maxime CREPEAU	5	2	40%
2	Alistair JOHNSTON	90	35	38.9%
4	Luc DE FOUGEROLLES	9	7	77.8%
7	Stephen EUSTAQUIO	72	29	40.3%
8	Ismael KONE	25	11	44%
9	Cyle LARIN	53	6	11.3%
10	Jonathan DAVID	45	15	33.3%
13	Derek CORNELIUS	2	1	50%
17	Tajon BUCHANAN	36	20	55.6%
20	Ali AHMED	53	18	34%
22	Richie LARYEA	38	14	36.8%
12	Tani OLUWASEYI	15	0	0%
14	Jacob SHAFFELBURG	18	7	38.9%
15	Moise BOMBITO	12	6	50%
23	Niko SIGUR	14	4	28.6%
25	Nathan SALIBA	15	9	60%

Offers Made Inside Shape



Offers Made Outside Shape



413

Offers Made in Final Third

71

Offers Made in Middle Third

18

Offers Made in Defensive Third

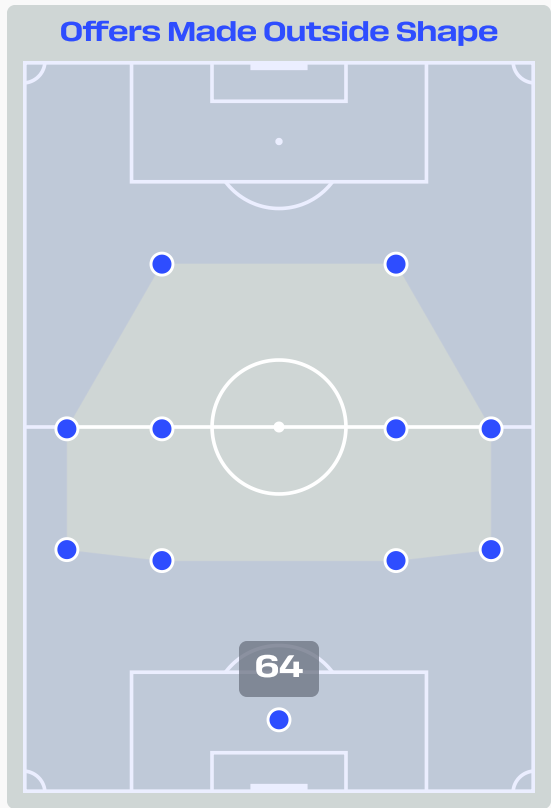
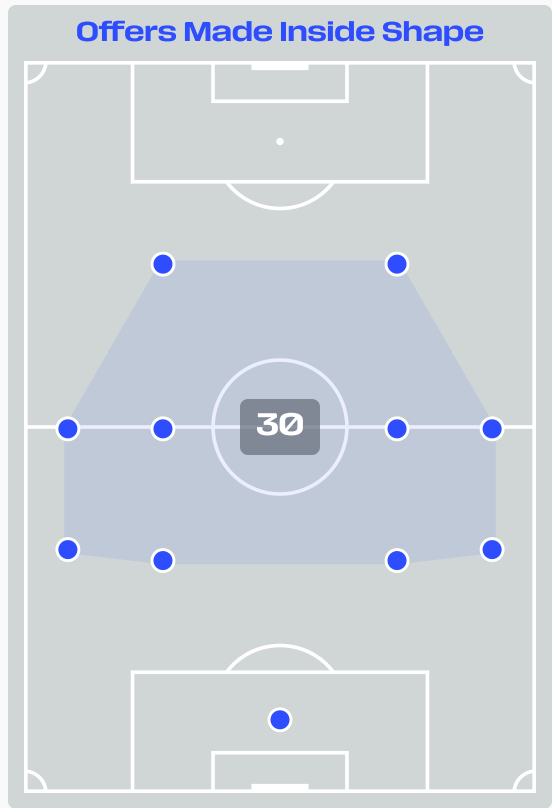
# Offering to Receive

**94**  
Total Offers Made

**26**  
Total Offers Received

**Most Offers**  
**15**  
**AYOUB ALOUI**  
RIGHT BACK

**16**  
Offers Made in Final Third



**58**  
Offers Made in Middle Third

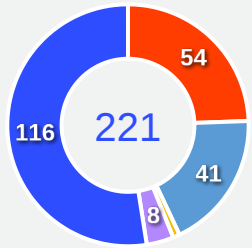
**20**  
Offers Made in Defensive Third

#	Player	Offers Made	Offers Received	% Made & Received
1	MAHMOUD ABUNADA	3	1	33.3%
2	PEDRO MIGUEL	6	4	66.7%
4	ISSA LAYE	5	0	0%
5	JASSEM GABER	14	3	21.4%
8	EDMILSON JUNIOR	12	4	33.3%
11	AKRAM AFIF	13	8	61.5%
13	AYOUB ALOUI	15	2	13.3%
14	HOMAM AHMED	4	2	50%
15	YUSUF ABDURISAG	6	0	0%
16	BOUALEM KHOUKHI	1	0	0%
23	ASSIM MADIBO	6	1	16.7%
3	LUCAS MENDES	4	0	0%
18	SULTAN ALBRAKE	2	1	50%
20	AHMED FATHY	0	0	0%
25	ALHASHMI ALHUSSEIN	1	0	0%
26	MOHAMED MANAI	2	0	0%

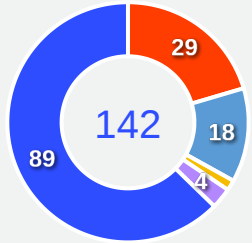
# Movement to Receive

## Movement Types by Phase

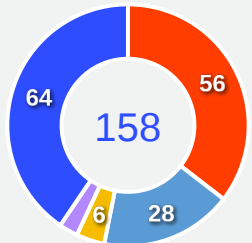
### Final Third Phase



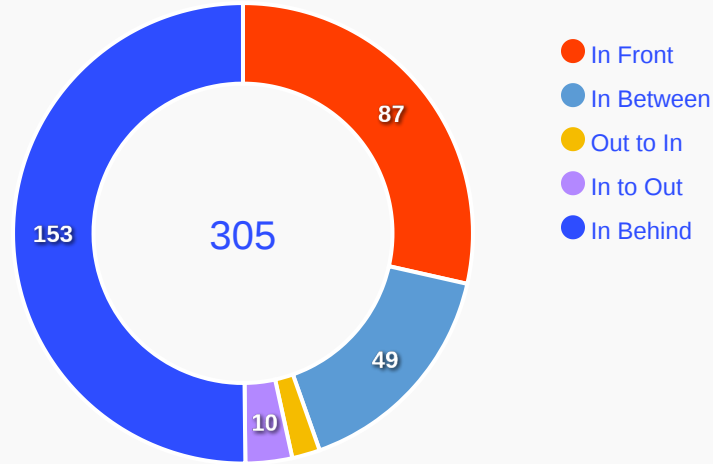
### Progression Phase



### Build Up Phase



## All Movement Types

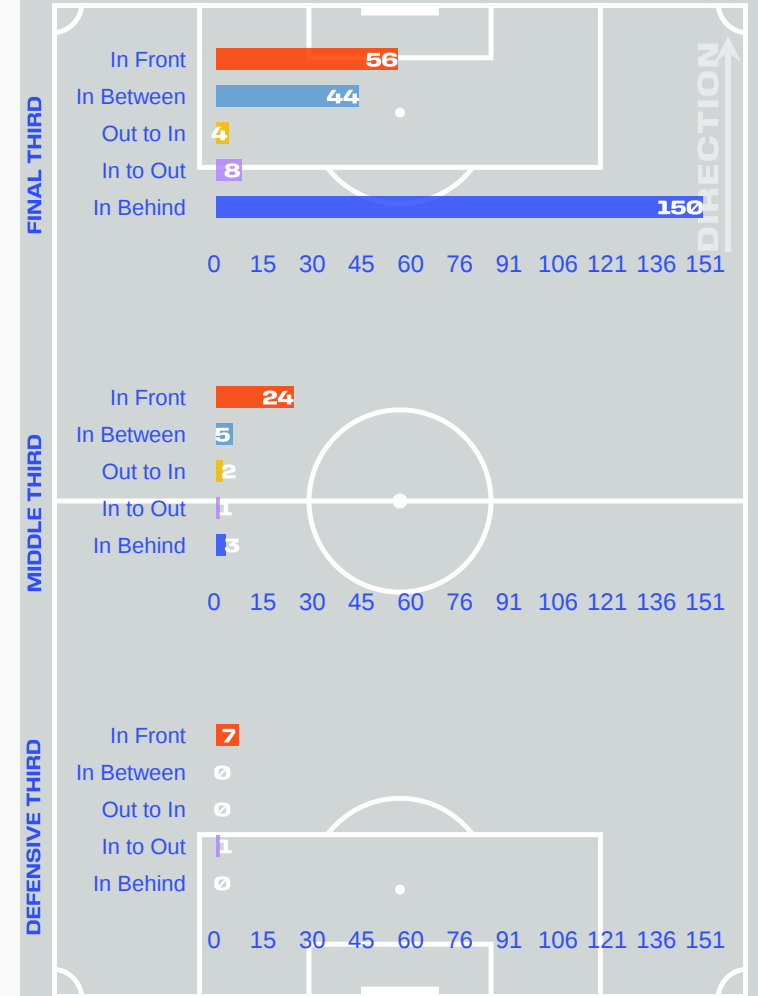


- In Front
- In Between
- Out to In
- In to Out
- In Behind

## Top Ranked Players

Type	Player	Movements
In Front	7 Stephen EUSTAQUIO	23
In Between	9 Cyle LARIN	11
Out to In	2 Alistair JOHNSTON	3
In to Out	2 Alistair JOHNSTON	2
In Behind	2 Alistair JOHNSTON	31

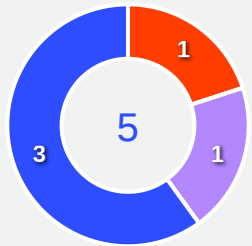
## Movement Types Pitch Third



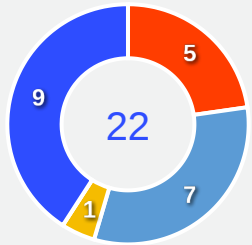
# Movement to Receive

## Movement Types by Phase

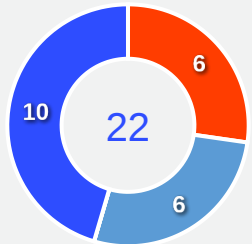
### Final Third Phase



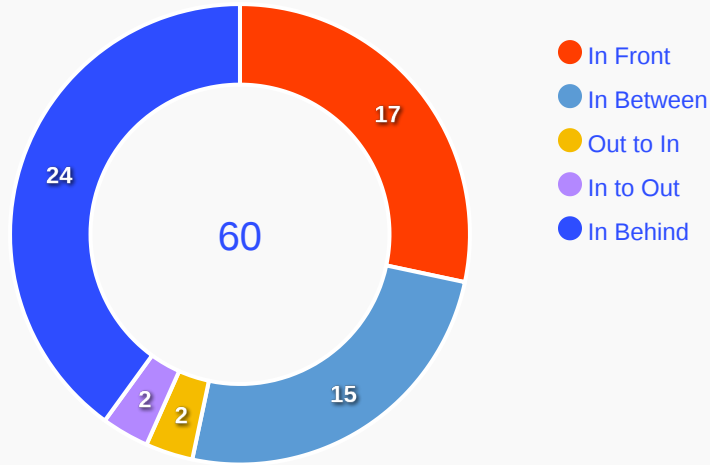
### Progression Phase



### Build Up Phase



## All Movement Types

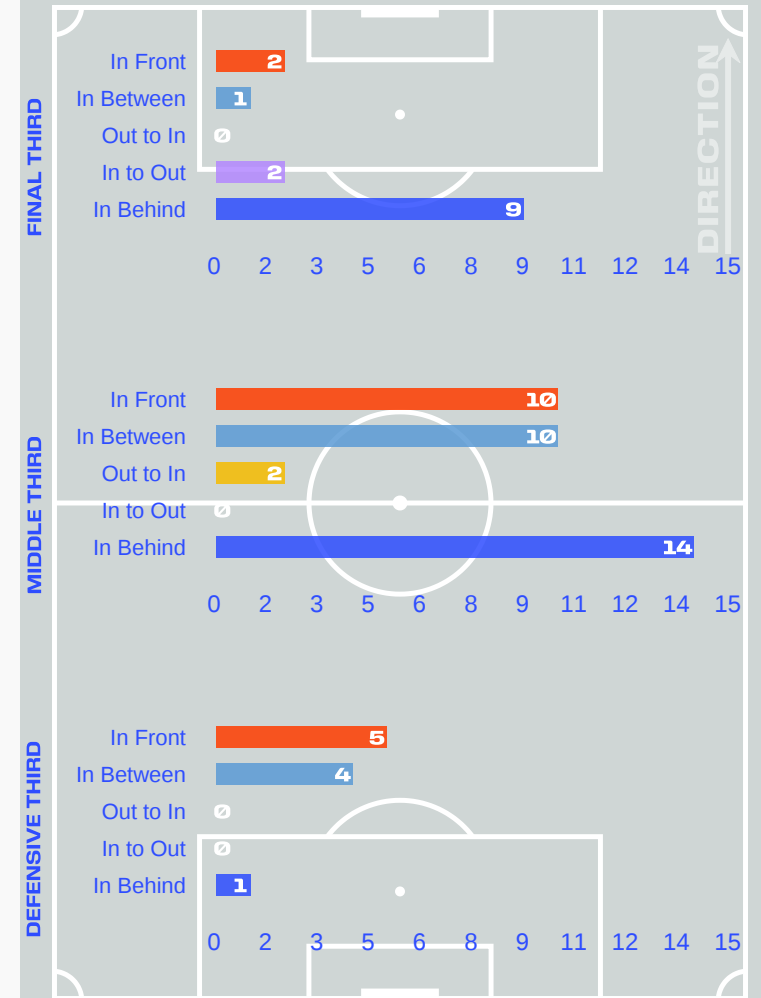


- In Front
- In Between
- Out to In
- In to Out
- In Behind

## Top Ranked Players

Type	Player	Movements
In Front	5 JASSEM GABER	5
In Between	5 JASSEM GABER	6
Out to In	5 JASSEM GABER	1
In to Out	5 JASSEM GABER	1
In Behind	8 EDMILSON JUNIOR	8

## Movement Types Pitch Third



# OUT OF POSSESSION



Canada v Qatar

# Defensive Actions

**31**

**Forced Turnovers**

**26**

**Possession Regained**

**4**

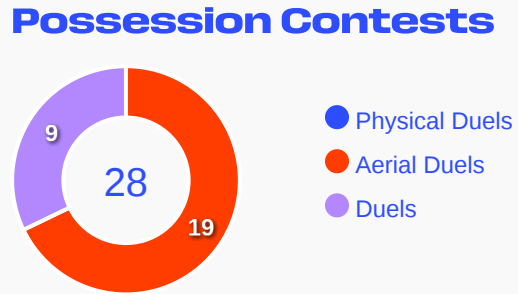
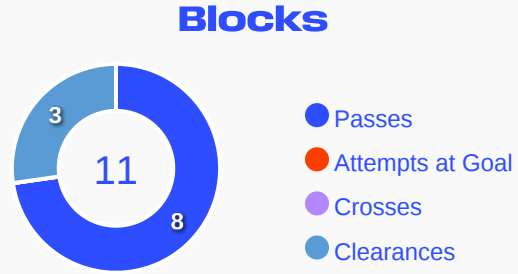
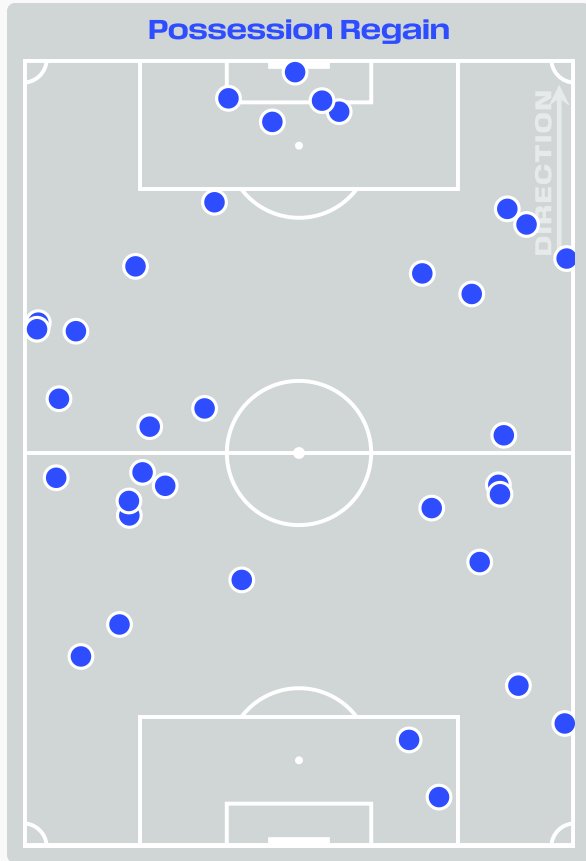
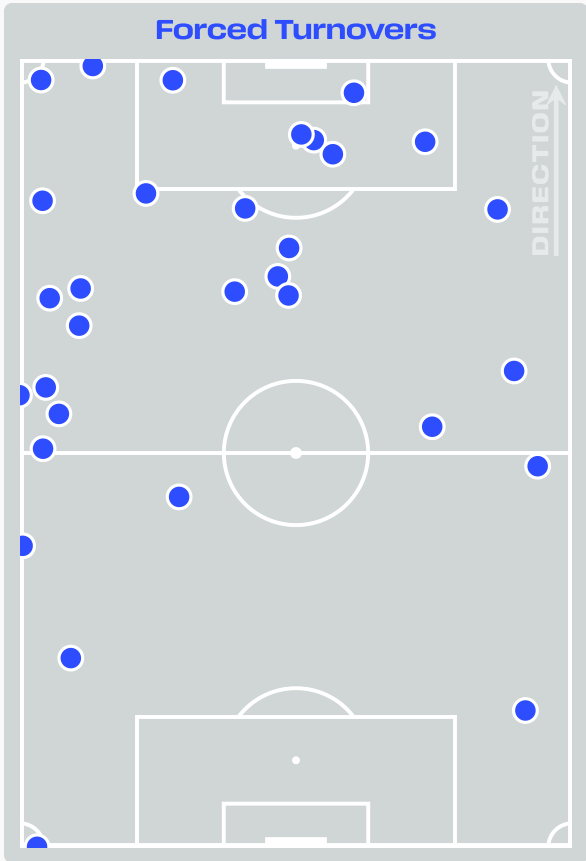
**Interceptions**

**16**

**Tackles**

**12.23**

**Possession Actions / Defensive Action**



**Most Possession Regains**

**4**

**Ismael KONE**  
RIGHT CENTRE MIDFIELD

#	Player	Total Possession Regains
16	Maxime CREPEAU	2
2	Alistair JOHNSTON	2
4	Luc DE FOUGEROLLES	3
7	Stephen EUSTAQUIO	3
8	Ismael KONE	4
9	Cyle LARIN	0
10	Jonathan DAVID	0
13	Derek CORNELIUS	2
17	Tajon BUCHANAN	3
20	Ali AHMED	1
22	Richie LARYEA	2
12	Tani OLUWASEYI	1
14	Jacob SHAFFELBURG	1
15	Moise BOMBITO	0
23	Niko SIGUR	0
25	Nathan SALIBA	2

# Defensive Actions

**23**

**Forced Turnovers**

**38**

**Possession Regained**

**4**

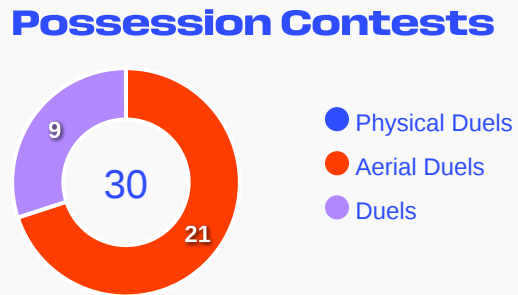
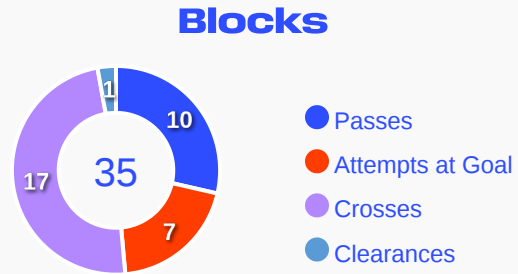
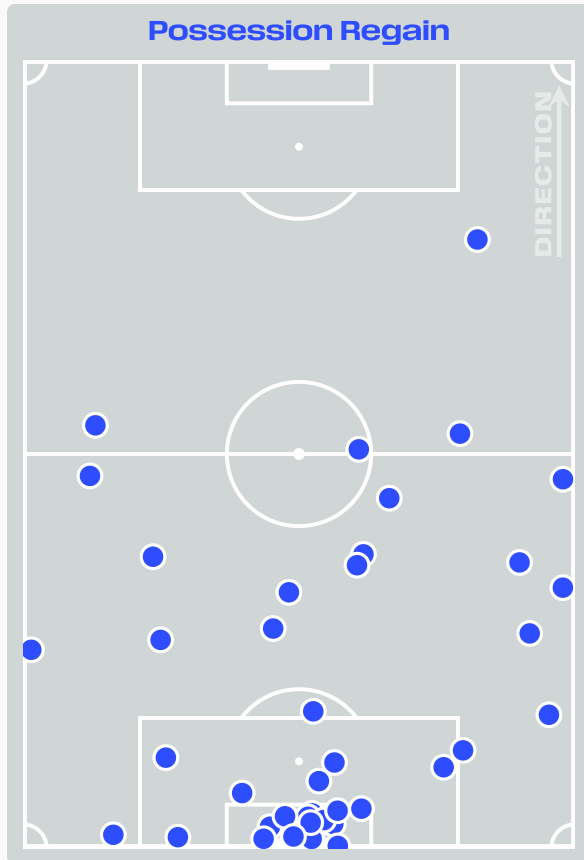
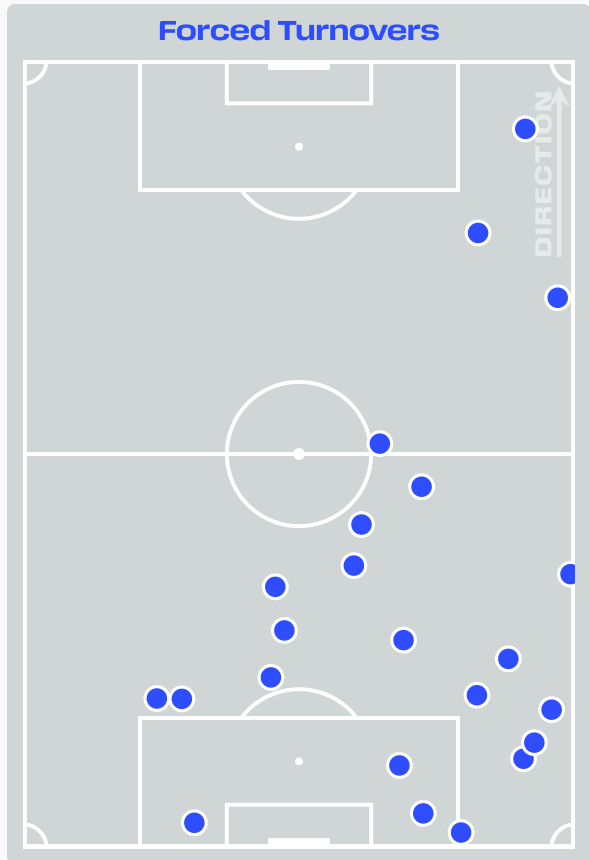
**Interceptions**

**29**

**Tackles**

**0.92**

**Possession Actions / Defensive Action**



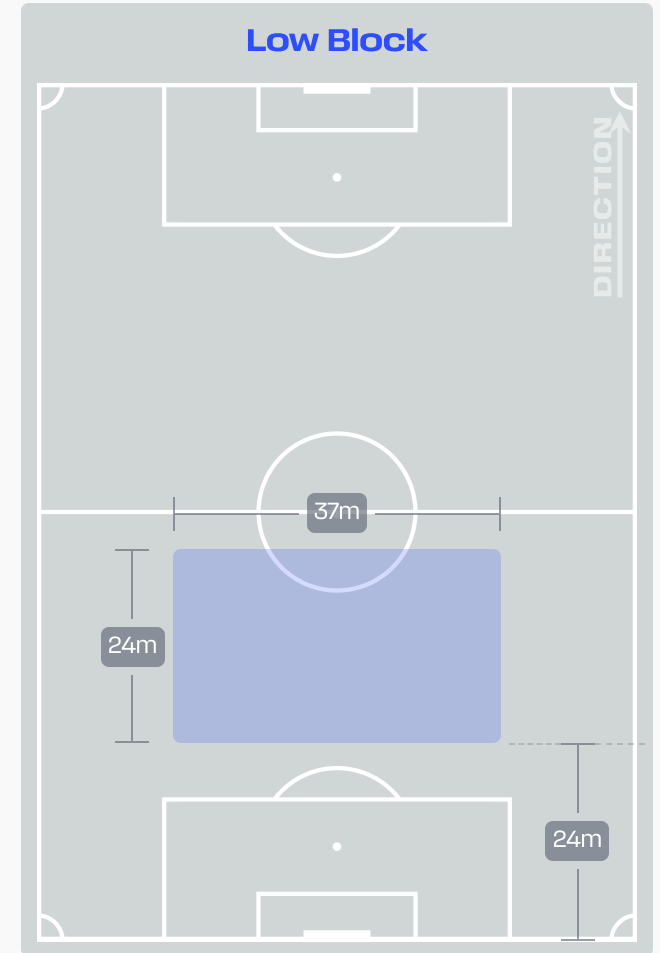
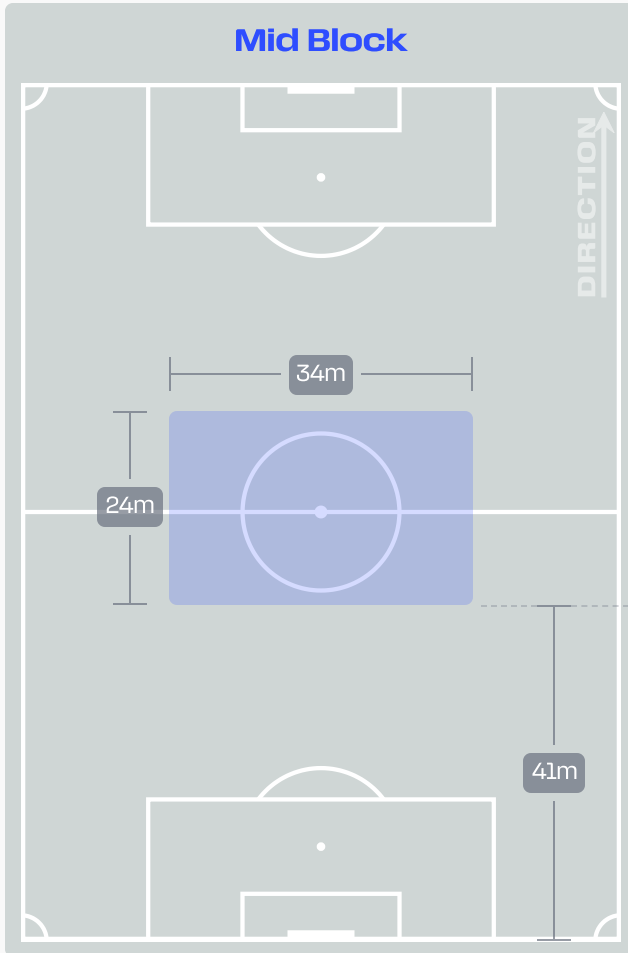
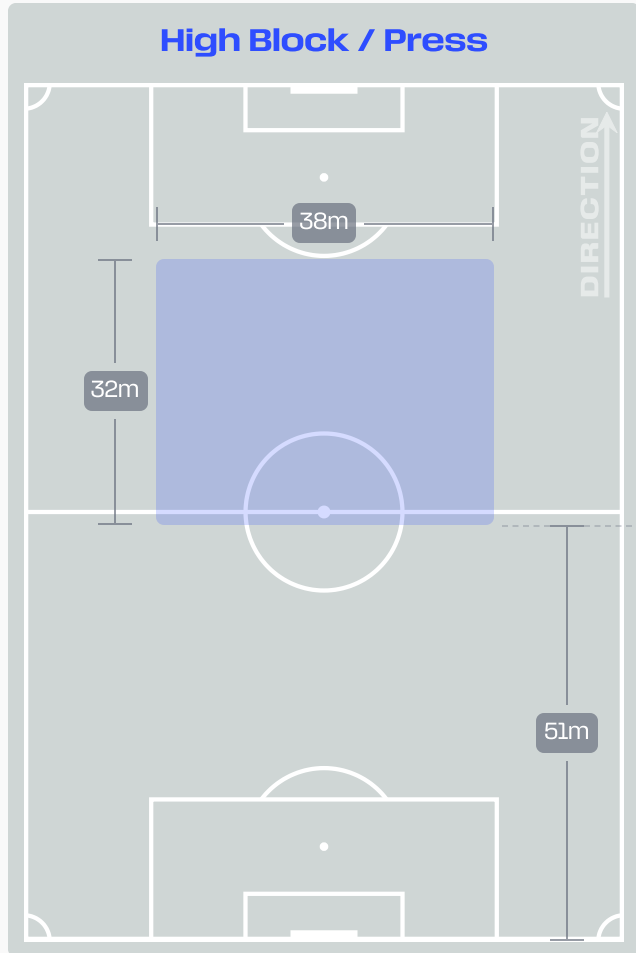
**Most Possession Regains**

8

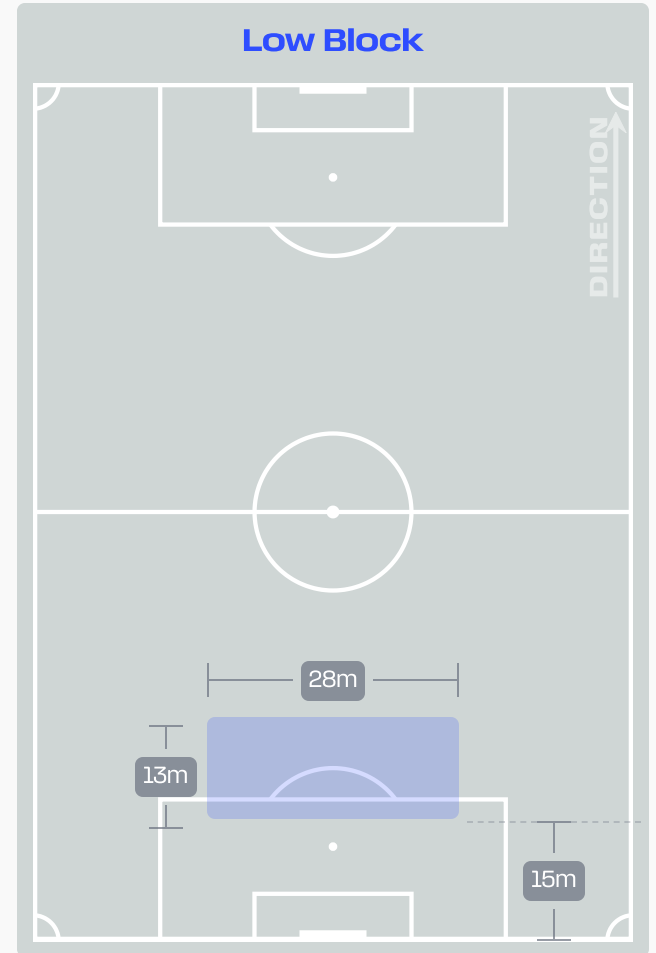
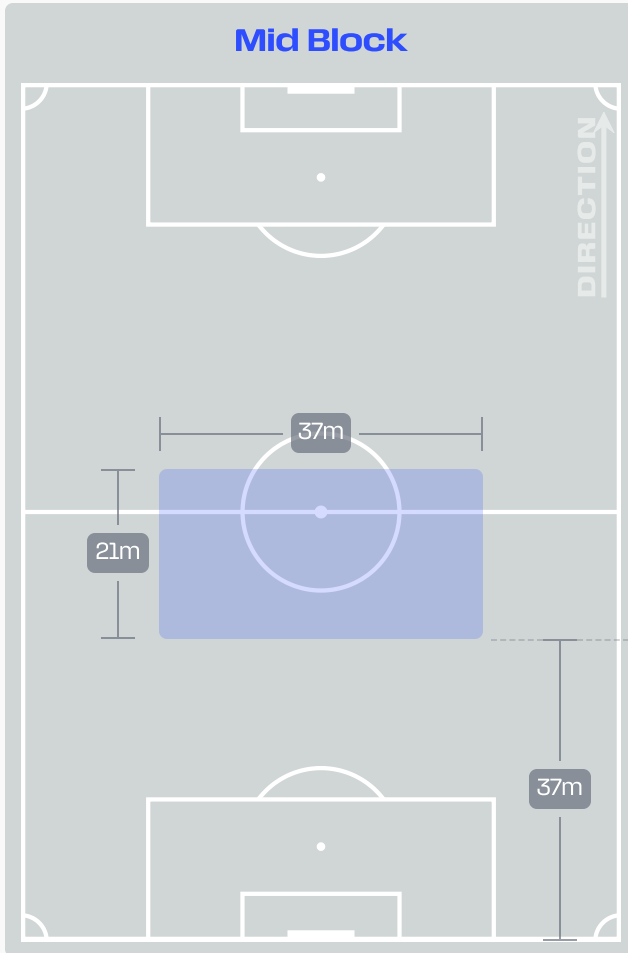
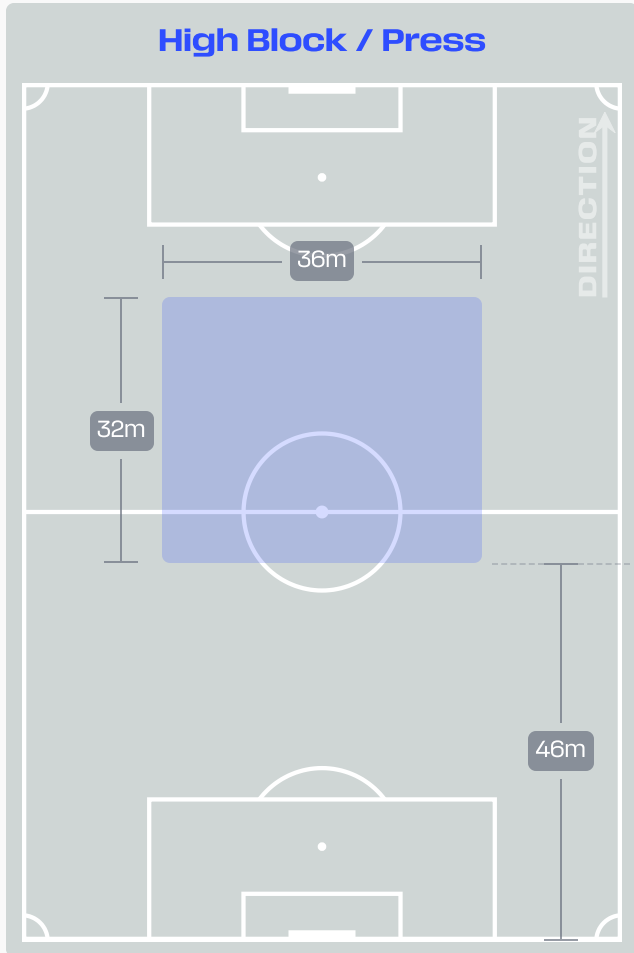
**MAHMOUD ABUNADA**  
GOALKEEPER

#	Player	Total Possession Regains
1	MAHMOUD ABUNADA	8
2	PEDRO MIGUEL	5
4	ISSA LAYE	2
5	JASSEM GABER	2
8	EDMILSON JUNIOR	2
11	AKRAM AFIF	0
13	AYOUB ALOUI	5
14	HOMAM AHMED	2
15	YUSUF ABDURISAG	0
16	BOUALEM KHOUKHI	4
23	ASSIM MADIBO	2
3	LUCAS MENDES	0
18	SULTAN ALBRAKE	1
20	AHMED FATHY	0
25	ALHASHMI ALHUSSEIN	5
26	MOHAMED MANAI	0

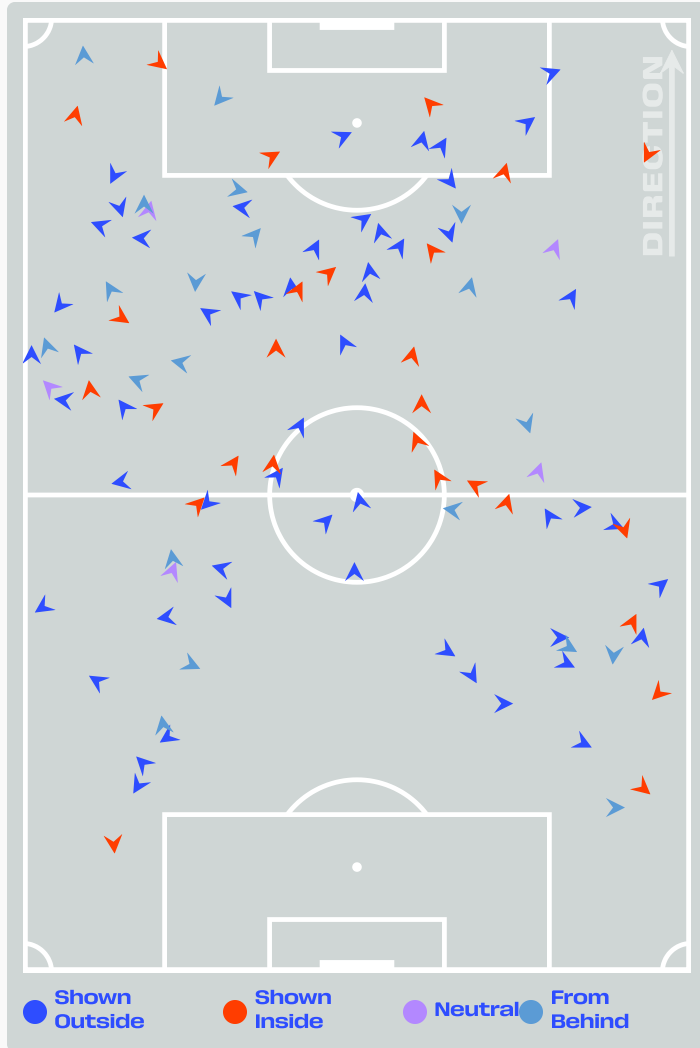
# Defensive Line Height & Team Length



# Defensive Line Height & Team Length



# Defensive Pressure



107	Total Pressures	274
27	Direct Pressures	43
1.36s	Avg Pressure Duration	1.39s
31	Forced Turnovers	23
8.44s	Ball Recovery Time	21.02s
50	Pushing on into Pressing	121
94	Pushing on	207
27	Pressing Direction Inside	42
55	Pressing Direction Outside	176

**Most Direct Pressures**

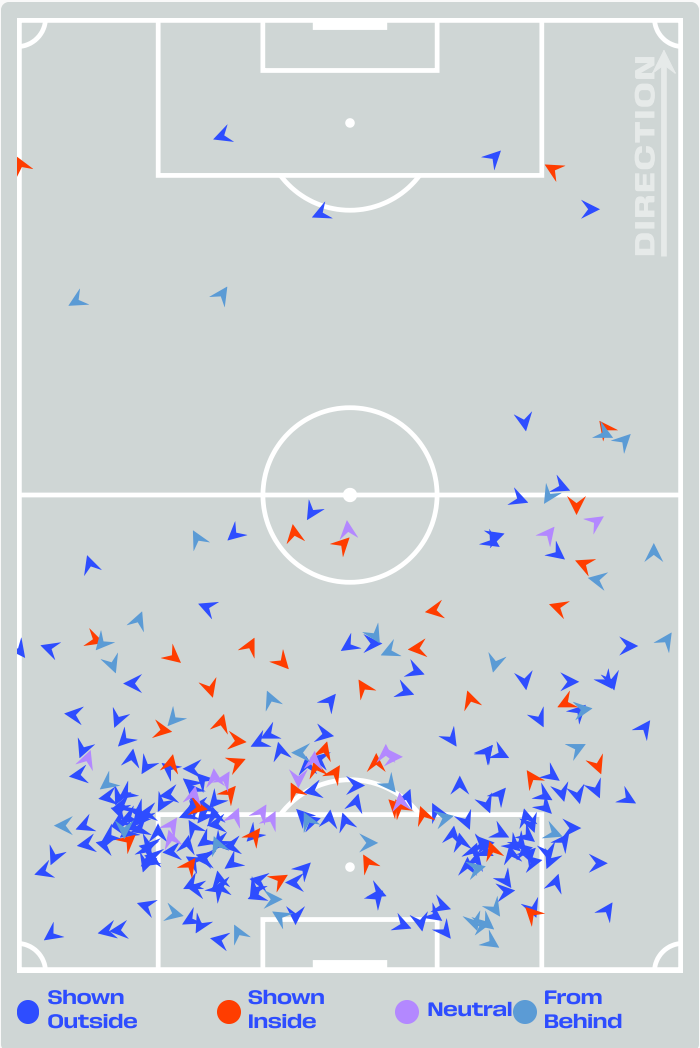
**6**

**Tajon BUCHANAN**  
RIGHT MIDFIELD

**Most Direct Pressures**

**8**

**ALHASHMI ALHUSSEIN**  
BENCH



# GOALKEEPING



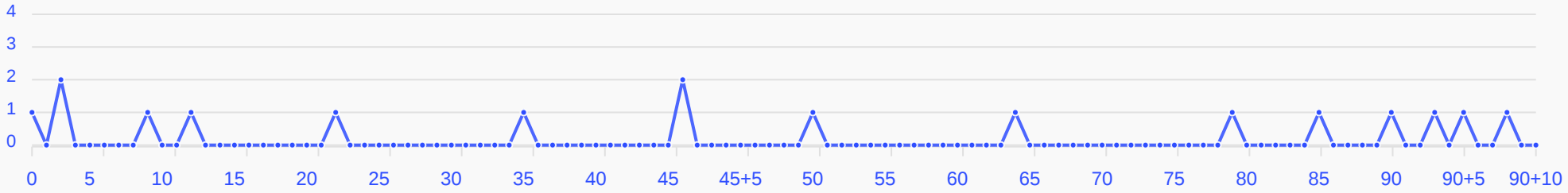
Canada v Qatar

# Goalkeeping Involvement



**Canada**

### Canada GK Involvement Timeline



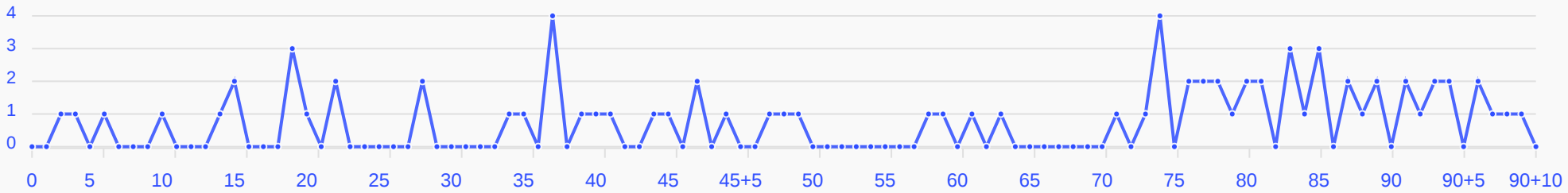
**21**

**Total Involvements**



**Qatar**


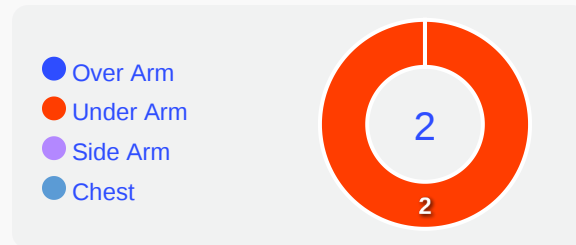
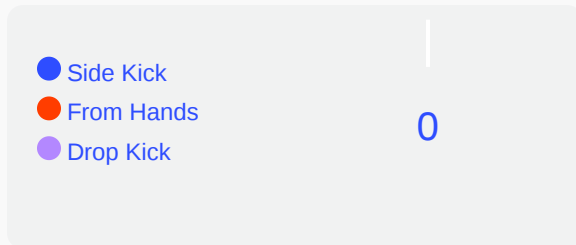
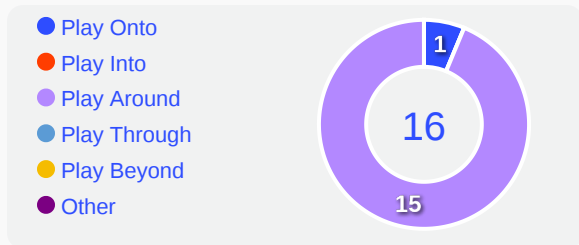
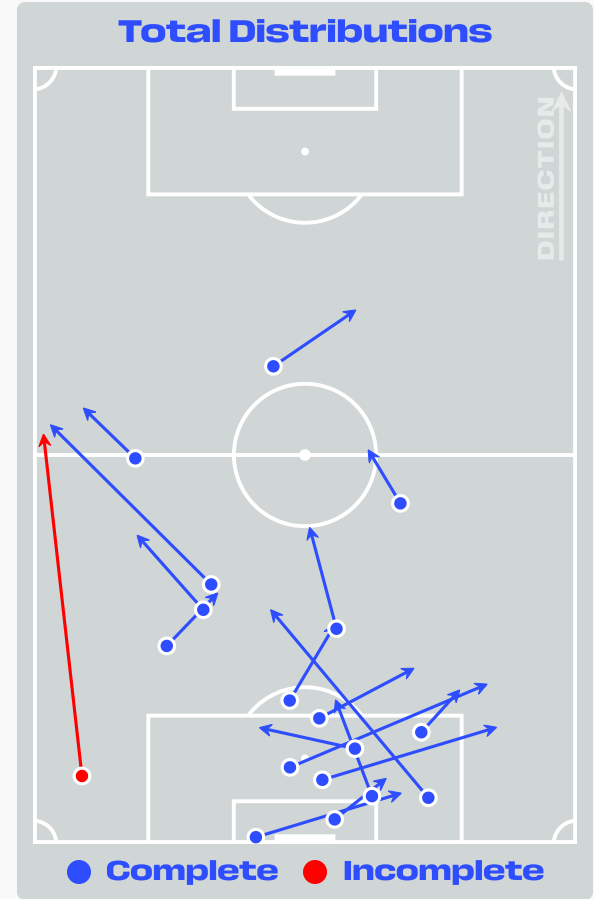
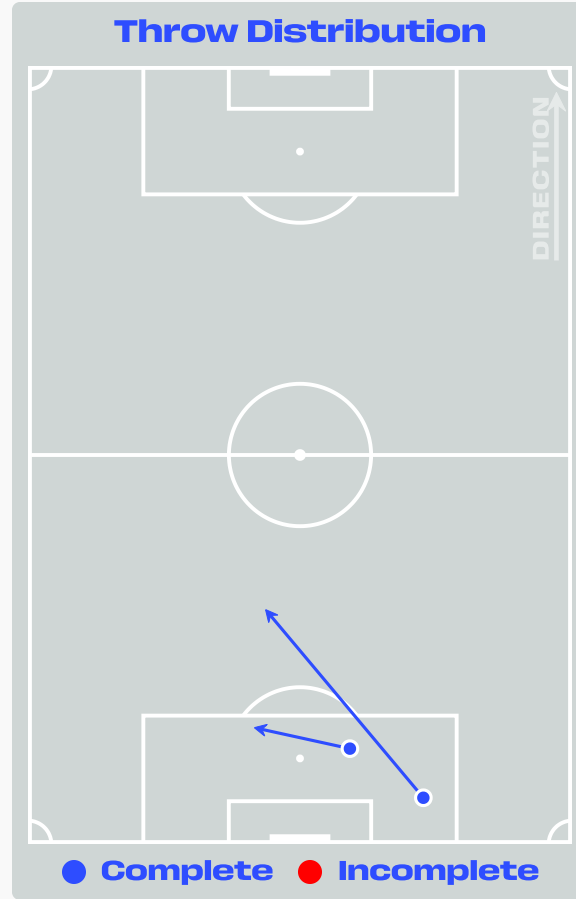
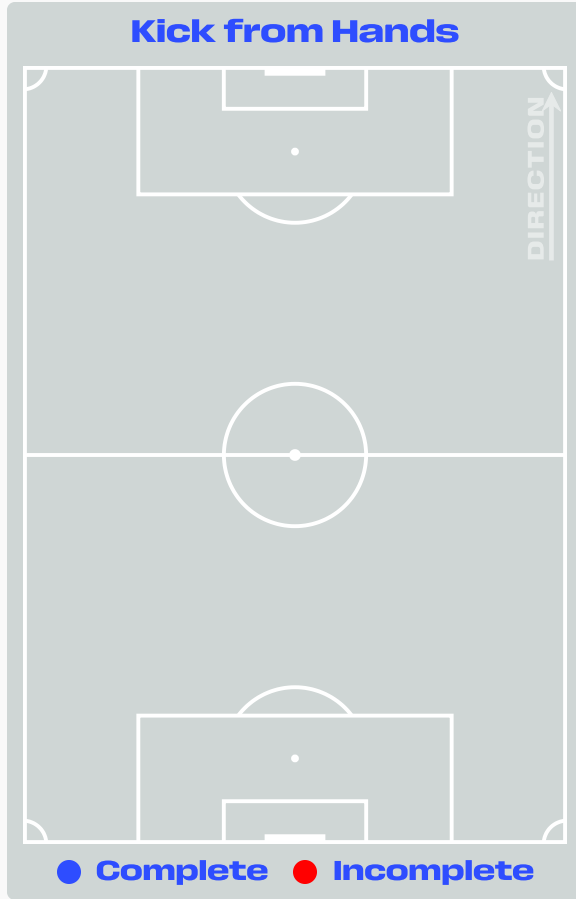
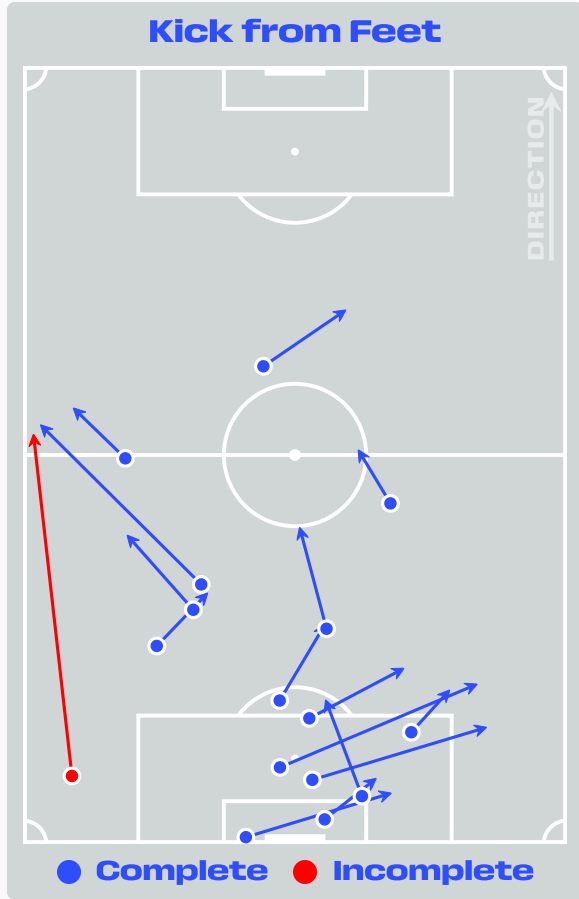
### Qatar GK Involvement Timeline




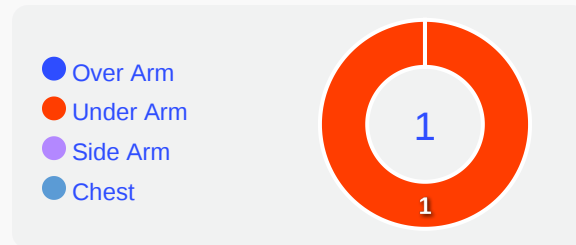

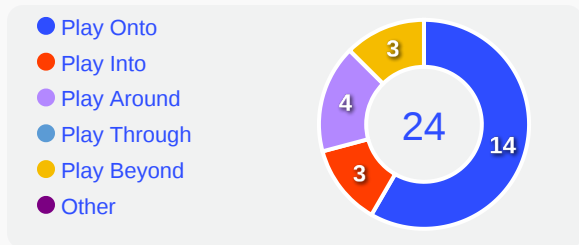
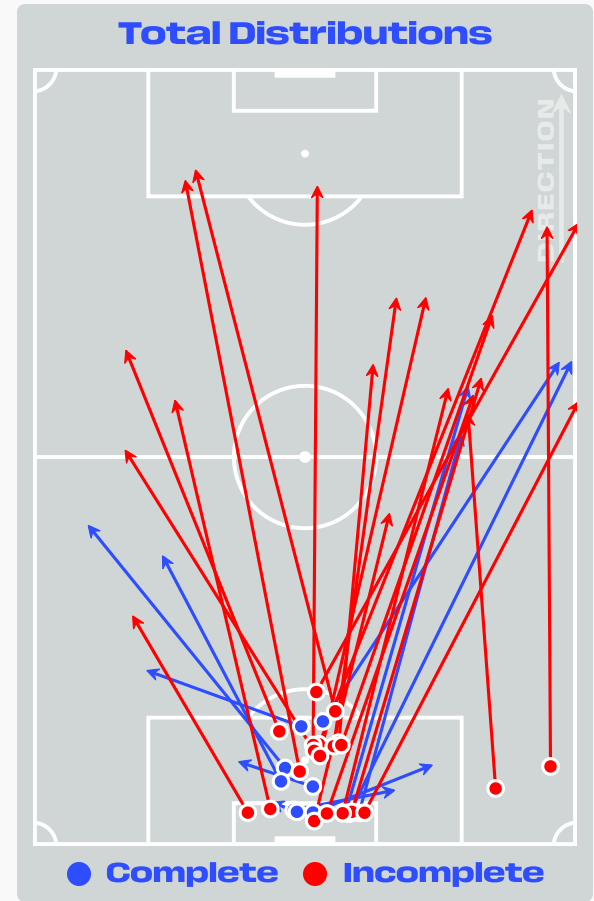
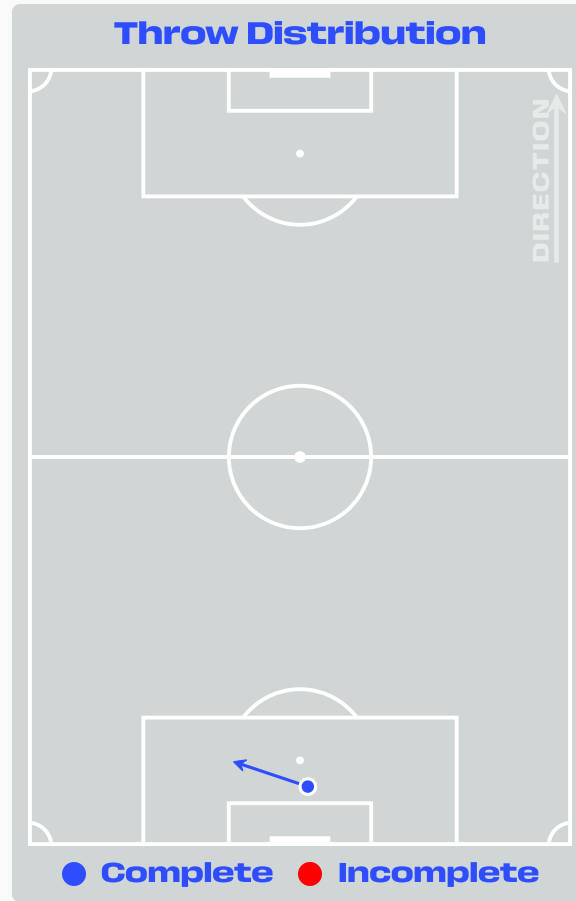
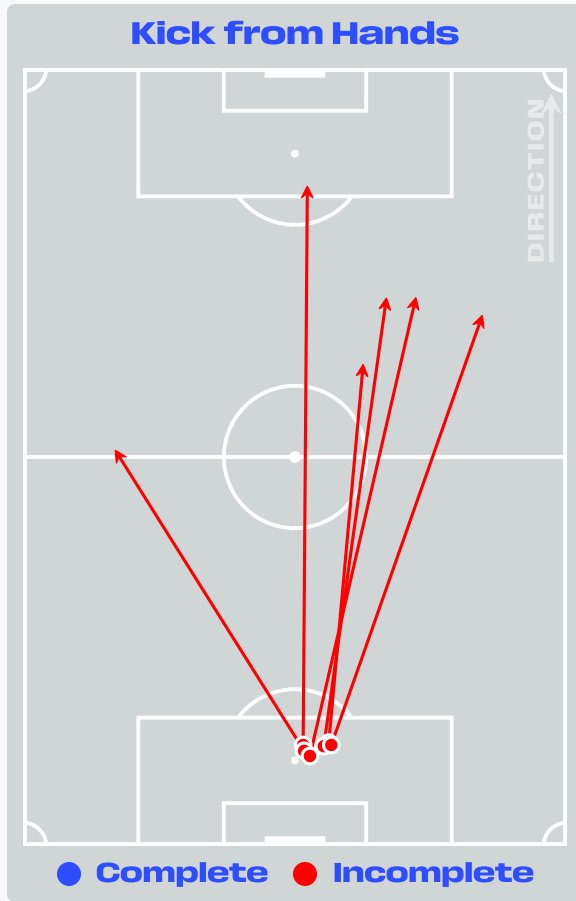
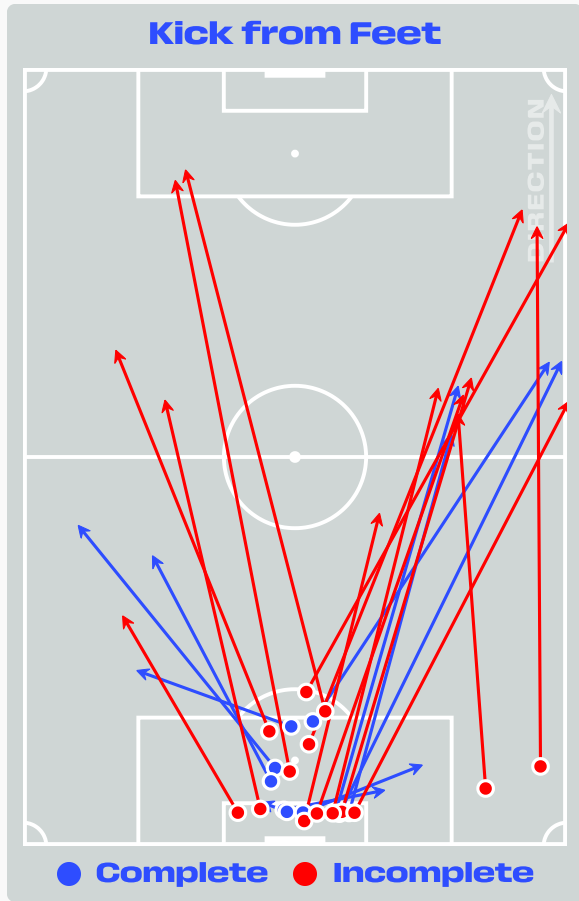
**78**

**Total Involvements**

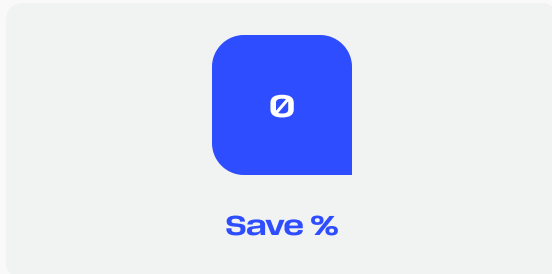
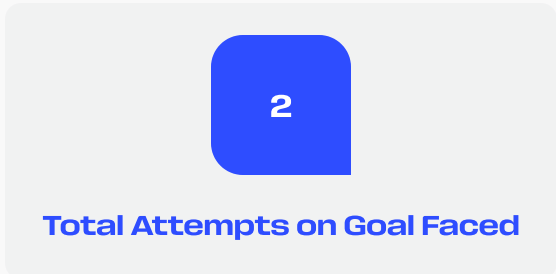
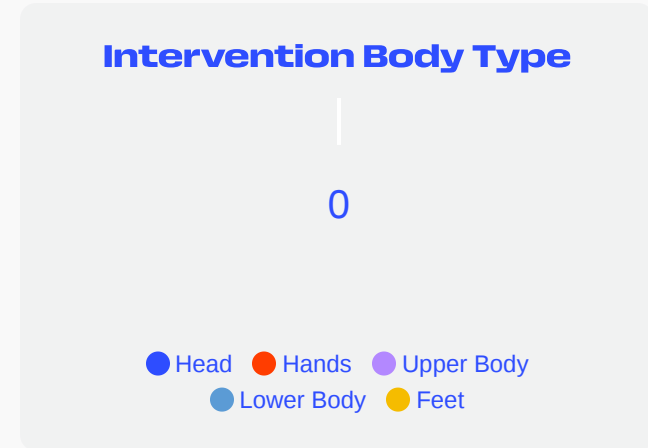
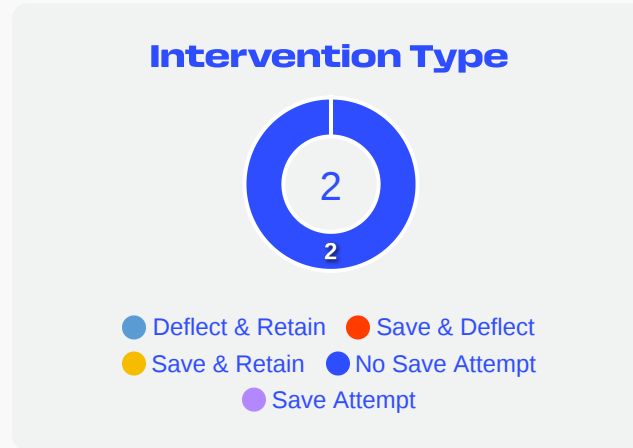
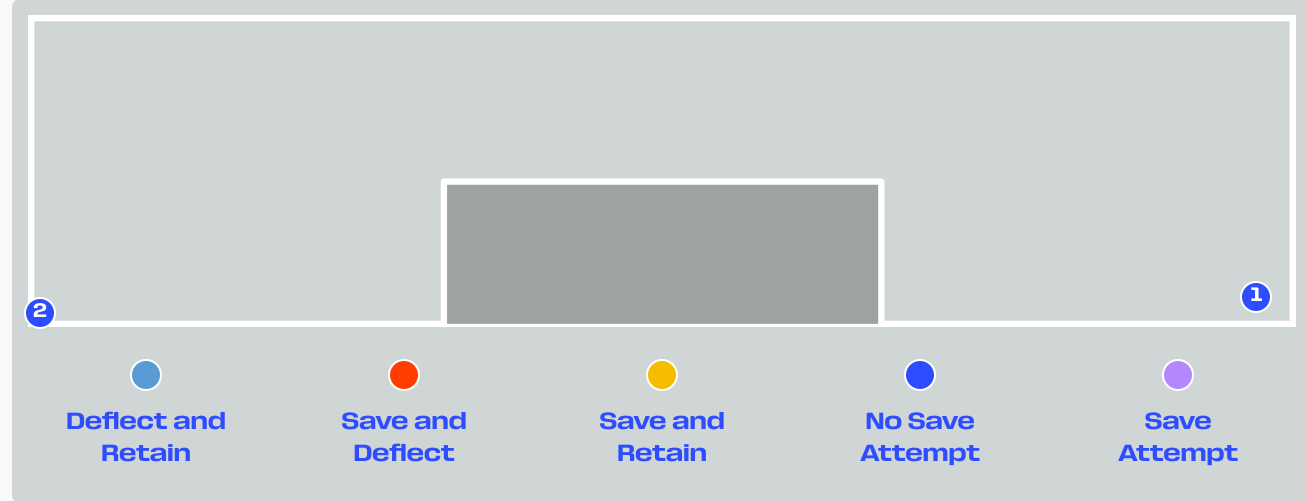
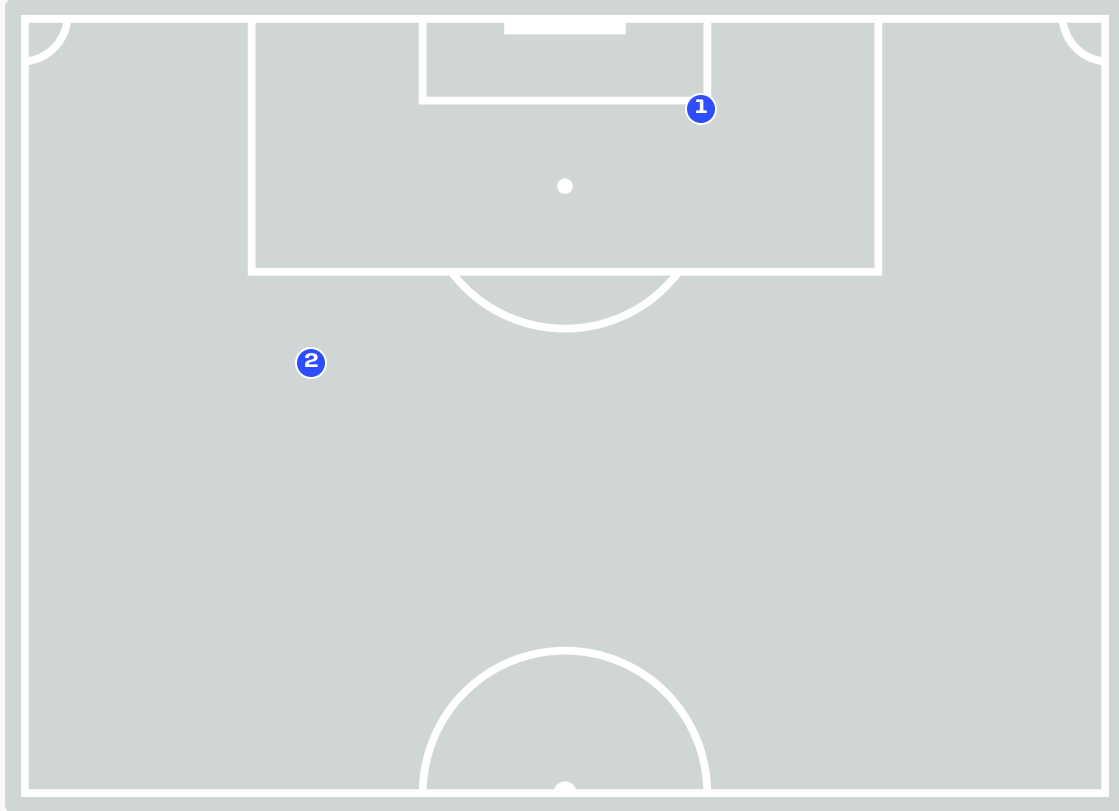
# Goalkeeping Distribution



# Goalkeeping Distribution

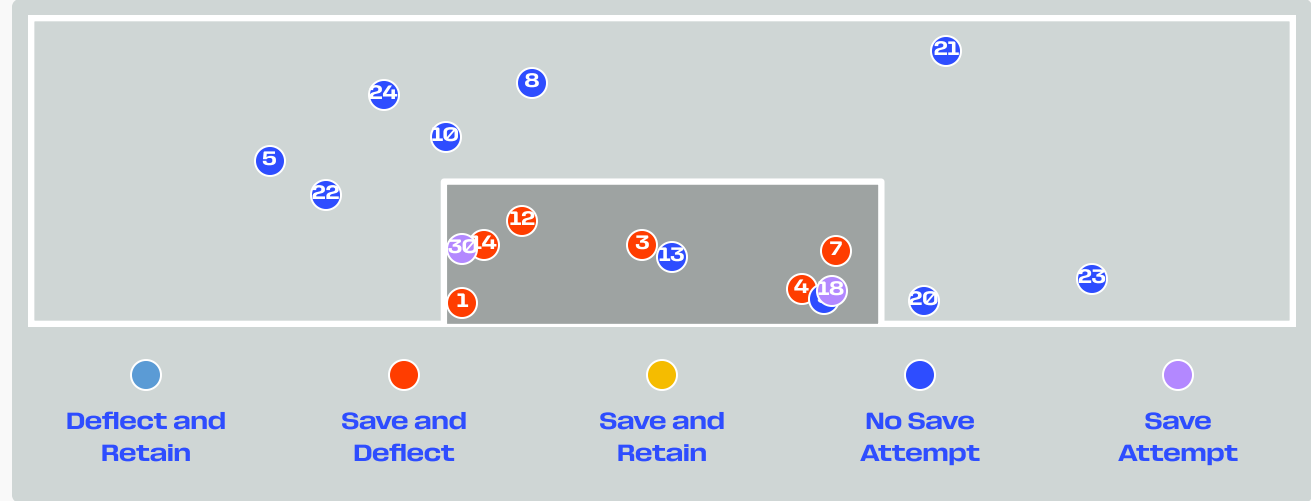
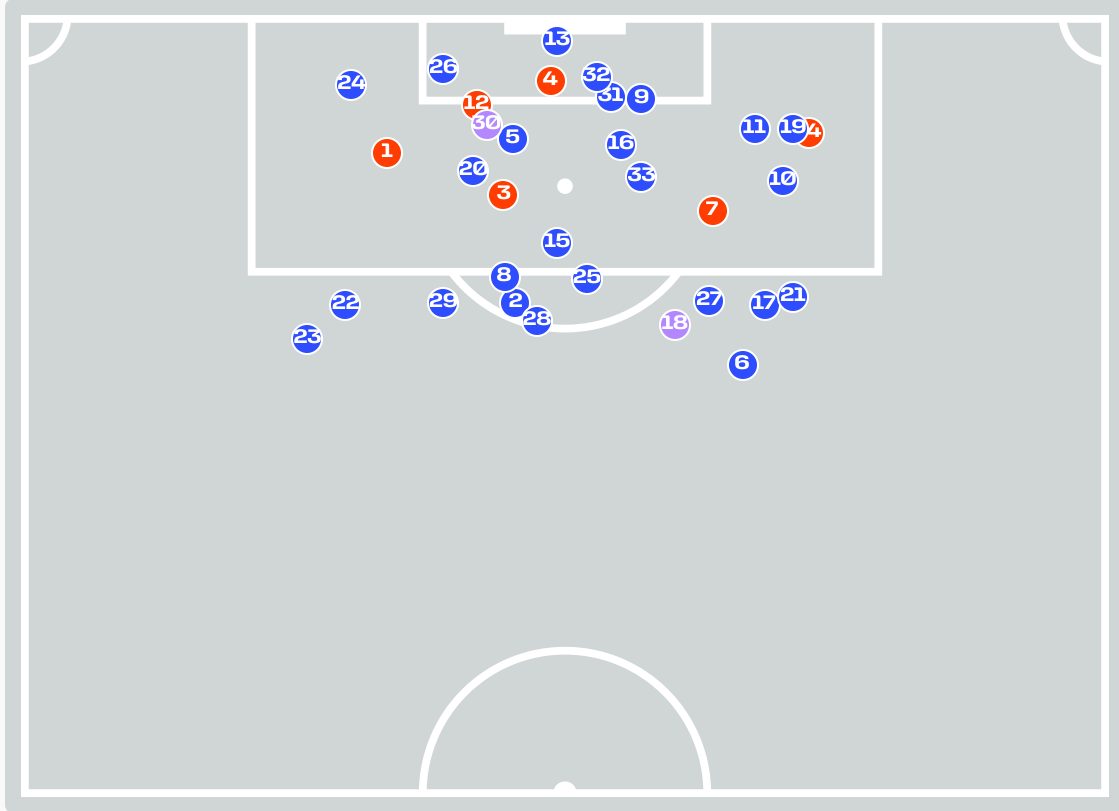


# Goal Prevention



Total Attempts on Goal Faced	Total Goal Interventions	Save & Retain	Deflect & Retain	Save & Deflect	Save Attempt	No Save Attempt
2	0	0	0	0	0	2

# Goal Prevention

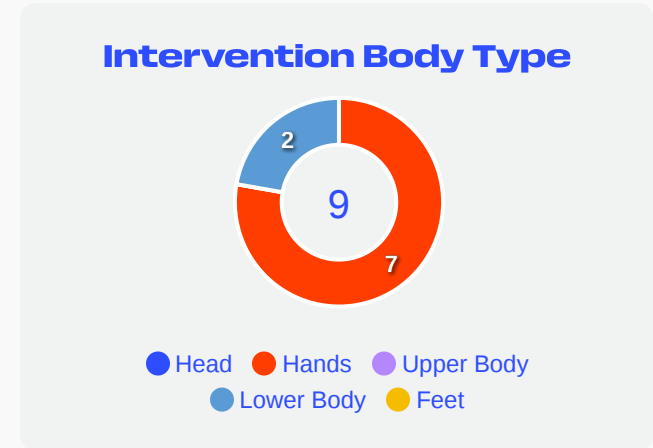
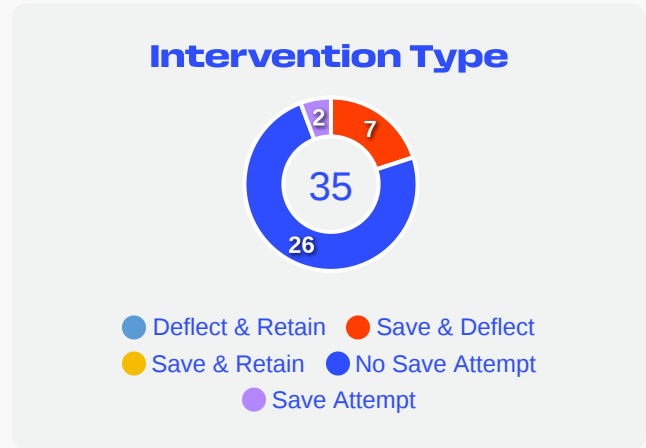


**35**

Total Attempts on Goal Faced

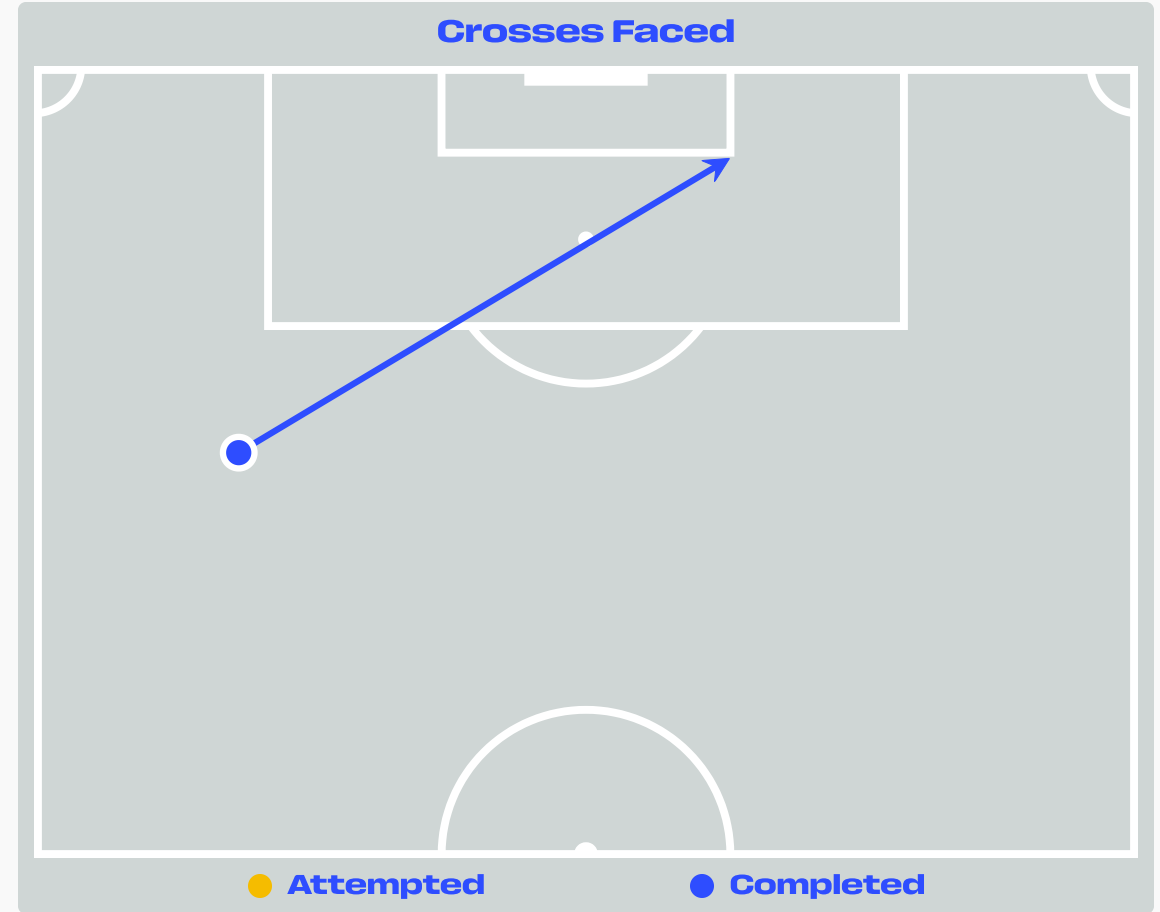


**44**

Save %



Total Attempts on Goal Faced	Total Goal Interventions	Save & Retain	Deflect & Retain	Save & Deflect	Save Attempt	No Save Attempt
35	7	0	0	7	2	26

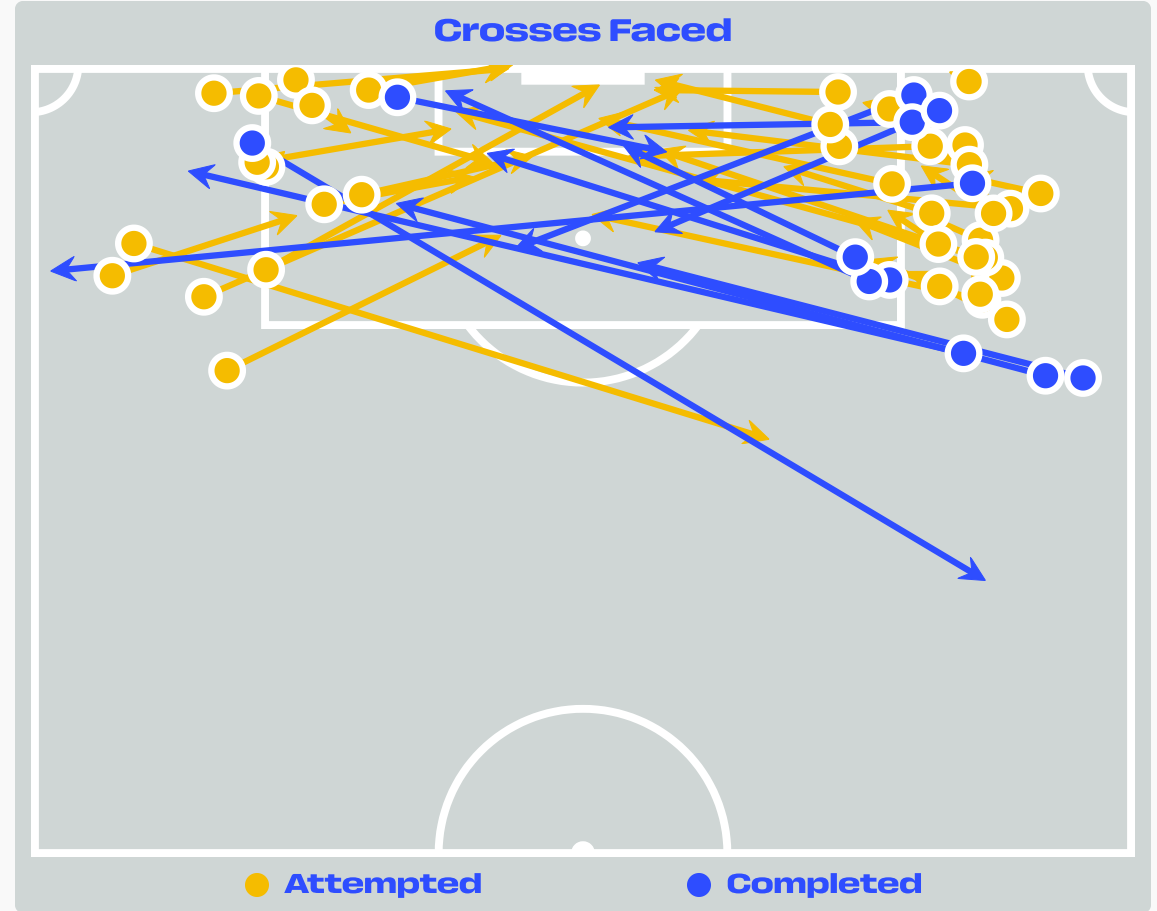


# Aerial Control



**Delivery Types Faced**

Total	In Swing	Out Swing	Driven	Lofted	Cutback	Push
2	1	1	0	0	0	0

# Aerial Control



**Delivery Types Faced**

Total	In Swing	Out Swing	Driven	Lofted	Cutback	Push
61	9	28	5	9	2	8

# SET PLAYS



Canada v Qatar

# Set Plays

**53**  
Total Set Plays

**11**  
Total Free Kicks

**0**  
Total Penalties

**19**  
Total Corners

**23**  
Total Throw Ins

Free Kicks	
Type	Total
Direct	10
Direct (on target)	1
Direct (off target)	1
Indirect	1

Corners			
Delivery Type	From Left Side	From Right Side	Total
Direct to Area	7	4	11
Short	2	5	7
Edge of Penalty Area	1	0	1

Corners	
Delivery Style	Total
Inswing	7
Outswing	4
Driven	0
Lofted	0

# Set Plays

**20**  
**Total Set Plays**

**10**  
**Total Free Kicks**

**0**  
**Total Penalties**

**1**  
**Total Corners**

**9**  
**Total Throw Ins**

Free Kicks	
Type	Total
Direct	9
Direct (on target)	0
Direct (off target)	1
Indirect	1

Corners			
Delivery Type	From Left Side	From Right Side	Total
Direct to Area	1	0	1
Short	0	0	0
Edge of Penalty Area	0	0	0

Corners	
Delivery Style	Total
Inswing	1
Outswing	0
Driven	0
Lofted	0

# INDIVIDUAL DATA IN POSSESSION



Canada v Qatar

## In Possession - Distributions



#	Player	Passes Attempted	Passes Completed	Pass Completion %	Switches of Play	Crosses Attempted	Crosses Completed	Line Breaks Attempted	Line Breaks Completed	Line Break Completion %	Ball Progressions	Take Ons	Step Ins	Attempts at Goal	Goals
16	Maxime CREPEAU	18	17	94%	0	0	0	1	0	0%	0	0	0	0	0
2	Alistair JOHNSTON	62	60	97%	0	15	5	20	20	100%	1	1	0	1	0
4	Luc DE FOUGEROLLES	52	49	94%	0	0	0	18	16	89%	0	0	0	0	0
7	Stephen EUSTAQUIO	93	88	95%	0	10	2	29	26	90%	0	0	0	1	0
8	Ismael KONE	50	44	88%	0	1	0	10	10	100%	0	0	0	1	0
9	Cyle LARIN	13	11	85%	0	0	0	1	0	0%	0	0	0	6	1
10	Jonathan DAVID	22	18	82%	0	2	0	7	4	57%	0	0	0	8	3
13	Derek CORNELIUS	30	29	97%	0	0	0	4	3	75%	0	0	0	1	0
17	Tajon BUCHANAN	35	31	89%	1	10	3	8	7	88%	8	8	0	4	0
20	Ali AHMED	24	22	92%	1	9	3	9	6	67%	3	3	0	2	0
22	Richie LARYEA	69	61	88%	0	2	1	22	21	95%	4	1	3	1	0
12	Tani OLUWASEYI	3	3	100%	0	1	0	0	0	0%	0	0	0	1	0
14	Jacob SHAFFELBURG	19	18	95%	0	6	0	5	2	40%	0	0	0	3	0
15	Moise BOMBITO	40	39	98%	0	0	0	8	8	100%	0	0	0	0	0
23	Niko SIGUR	14	14	100%	1	3	1	3	2	67%	0	0	0	1	0
25	Nathan SALIBA	31	31	100%	0	2	0	6	6	100%	0	0	0	3	1

# In Possession - Offers & Receptions

			Offer movement types						
#	Player	Total Offers	In Front	In Between	Out to In	In to Out	In Behind	No Movement	Offers Received
16	Maxime CREPEAU	5	0	0	0	0	0	5	2
2	Alistair JOHNSTON	90	12	4	3	2	31	38	35
4	Luc DE FOUGEROLLES	9	2	0	0	1	0	6	7
7	Stephen EUSTAQUIO	72	23	4	0	1	3	41	29
8	Ismael KONE	25	8	7	0	1	2	7	11
9	Cyle LARIN	53	7	11	2	2	25	6	6
10	Jonathan DAVID	45	8	11	0	2	15	9	15
13	Derek CORNELIUS	2	0	0	0	0	0	2	1
17	Tajon BUCHANAN	36	5	1	0	1	20	9	20
20	Ali AHMED	53	2	3	0	0	27	21	18
22	Richie LARYEA	38	6	3	1	0	10	18	14
12	Tani OLUWASEYI	15	1	3	0	0	10	1	0
14	Jacob SHAFFELBURG	18	4	0	0	0	4	10	7
15	Moise BOMBITO	12	1	0	0	0	1	10	6
23	Niko SIGUR	14	4	1	0	0	3	6	4
25	Nathan SALIBA	15	4	1	0	0	2	8	9

# In Possession - Distributions

#	Player	Passes Attempted	Passes Completed	Pass Completion %	Switches of Play	Crosses Attempted	Crosses Completed	Line Breaks Attempted	Line Breaks Completed	Line Break Completion %	Ball Progressions	Take Ons	Step Ins	Attempts at Goal	Goals
1	MAHMOUD ABUNADA	31	11	35%	0	0	0	22	6	27%	0	0	0	0	0
2	PEDRO MIGUEL	16	10	62%	0	0	0	10	4	40%	1	1	0	0	0
4	ISSA LAYE	15	13	87%	0	0	0	2	1	50%	1	1	0	0	0
5	JASSEM GABER	10	8	80%	0	0	0	3	2	67%	0	0	0	0	0
8	EDMILSON JUNIOR	7	5	71%	0	0	0	2	0	0%	0	0	0	1	0
11	AKRAM AFIF	16	10	62%	1	1	0	2	0	0%	3	3	0	0	0
13	AYOUB ALOUI	16	5	31%	0	0	0	8	2	25%	0	0	0	0	0
14	HOMAM AHMED	7	7	100%	0	1	1	2	2	100%	0	0	0	0	0
15	YUSUF ABDURISAG	5	4	80%	0	0	0	2	1	50%	0	0	0	0	0
16	BOUALEM KHOUKHI	23	18	78%	0	0	0	5	3	60%	0	0	0	1	0
23	ASSIM MADIBO	13	12	92%	0	0	0	2	1	50%	2	2	0	0	0
3	LUCAS MENDES	0	0	0%	0	0	0	0	0	0%	0	0	0	0	0
18	SULTAN ALBRAKE	4	2	50%	0	0	0	2	1	50%	0	0	0	0	0
20	AHMED FATHY	1	1	100%	0	0	0	0	0	0%	0	0	0	0	0
25	ALHASHMI ALHUSSEIN	0	0	0%	0	0	0	0	0	0%	0	0	0	0	0
26	MOHAMED MANAI	2	1	50%	0	0	0	1	0	0%	0	0	0	0	0

# In Possession - Offers & Receptions

			Offer movement types						
#	Player	Total Offers	In Front	In Between	Out to In	In to Out	In Behind	No Movement	Offers Received
1	MAHMOUD ABUNADA	3	0	0	0	0	0	3	1
2	PEDRO MIGUEL	6	0	0	0	0	0	6	4
4	ISSA LAYE	5	2	1	0	0	0	2	0
5	JASSEM GABER	14	5	6	1	1	1	0	3
8	EDMILSON JUNIOR	12	1	0	0	0	8	3	4
11	AKRAM AFIF	13	1	4	0	1	2	5	8
13	AYOUB ALOUI	15	2	0	0	0	3	10	2
14	HOMAM AHMED	4	1	1	0	0	0	2	2
15	YUSUF ABDURISAG	6	1	1	1	0	3	0	0
16	BOUALEM KHOUKHI	1	0	0	0	0	0	1	0
23	ASSIM MADIBO	6	3	2	0	0	0	1	1
3	LUCAS MENDES	4	0	0	0	0	4	0	0
18	SULTAN ALBRAKE	2	0	0	0	0	1	1	1
20	AHMED FATHY	0	0	0	0	0	0	0	0
25	ALHASHMI ALHUSSEIN	1	1	0	0	0	0	0	0
26	MOHAMED MANAI	2	0	0	0	0	2	0	0

# INDIVIDUAL DATA OUT OF POSSESSION



Canada v Qatar

## Out of Possession



#	Player	Tackles Made / Won	Blocks	Interceptions	Pressing Direct	Pressing Indirect	Duels Won - Aerial	Duels Won - Physical	Possession Contests won	Clearances	Loose Ball Receptions	Pushing On	Pushing On into Pressing	Possession Regains	Possession Interrupted
16	Maxime CREPEAU	0 / 0	0	0	0	0	0	0	0	0	8	0	0	2	0
2	Alistair JOHNSTON	1 / 0	0	0	3	5	0	0	0	3	7	13	5	2	1
4	Luc DE FOUGEROLLES	0 / 0	0	0	0	2	2	0	2	4	5	2	0	3	2
7	Stephen EUSTAQUIO	2 / 0	0	1	3	6	0	0	1	2	6	7	6	3	3
8	Ismael KONE	1 / 1	2	1	1	4	1	0	2	1	4	7	1	4	1
9	Cyle LARIN	2 / 0	0	0	3	20	2	0	3	0	5	20	14	0	0
10	Jonathan DAVID	0 / 0	3	0	2	17	1	0	1	0	6	6	4	0	2
13	Derek CORNELIUS	1 / 0	0	0	0	5	1	0	1	3	6	4	3	2	1
17	Tajon BUCHANAN	4 / 1	1	1	6	8	0	0	0	0	4	7	6	3	0
20	Ali AHMED	3 / 0	3	0	2	8	0	0	0	0	3	14	8	1	4
22	Richie LARYEA	1 / 1	1	1	4	2	0	0	0	1	9	12	3	2	2
12	Tani OLUWASEYI	0 / 0	0	0	0	1	1	0	1	0	2	0	0	1	0
14	Jacob SHAFFELBURG	0 / 0	2	0	1	2	1	0	1	0	10	0	0	1	1
15	Moise BOMBITO	0 / 0	0	0	0	0	0	0	0	0	5	0	0	0	0
23	Niko SIGUR	0 / 0	0	0	0	0	0	0	0	0	2	0	0	0	0
25	Nathan SALIBA	1 / 1	0	0	2	0	1	0	2	0	4	2	0	2	0

# Out of Possession

#	Player	Tackles Made / Won	Blocks	Interceptions	Pressing Direct	Pressing Indirect	Duels Won - Aerial	Duels Won - Physical	Possession Contests won	Clearances	Loose Ball Receptions	Pushing On	Pushing On into Pressing	Possession Regains	Possession Interrupted
1	MAHMOUD ABUNADA	0 / 0	0	0	0	0	0	0	0	0	2	0	0	8	0
2	PEDRO MIGUEL	2 / 1	5	1	2	8	0	0	0	5	3	8	5	5	7
4	ISSA LAYE	2 / 0	2	0	3	10	3	0	3	6	3	15	5	2	7
5	JASSEM GABER	3 / 2	0	0	6	11	0	0	0	2	5	15	11	2	1
8	EDMILSON JUNIOR	1 / 1	0	0	3	17	0	0	1	3	2	16	8	2	3
11	AKRAM AFIF	0 / 0	1	0	1	12	0	0	2	1	3	7	4	0	1
13	AYOUB ALOUI	3 / 1	5	2	3	19	1	0	1	8	2	19	15	5	4
14	HOMAM AHMED	3 / 0	1	1	1	12	0	0	0	2	1	14	9	2	1
15	YUSUF ABDURISAG	2 / 0	2	0	2	15	1	0	2	1	2	7	3	0	2
16	BOUALEM KHOUKHI	3 / 1	6	0	4	3	3	0	3	12	1	6	2	4	13
23	ASSIM MADIBO	3 / 1	5	0	4	19	0	0	0	5	4	20	12	2	5
3	LUCAS MENDES	1 / 0	0	0	1	4	0	0	0	1	0	8	3	0	1
18	SULTAN ALBRAKE	1 / 0	5	0	1	32	0	0	0	6	0	21	11	1	7
20	AHMED FATHY	1 / 0	5	0	3	25	0	0	1	1	1	21	12	0	4
25	ALHASHMI ALHUSSEIN	4 / 2	1	0	8	12	1	0	1	4	0	11	5	5	3
26	MOHAMED MANAI	0 / 0	3	0	1	32	0	0	0	3	2	19	16	0	3

# INDIVIDUAL DATA PHYSICAL



Canada v Qatar

## Physical Data



#	Player	Total Distance (m)	Zone 1: 0-7 km/h (m)	Zone 2: 7-15 km/h (m)	Zone 3: 15-20 km/h (m)	Zone 4: 20-25 km/h (m)	Zone 5: 25+ km/h (m)	High Speed Runs (Zone 3)	Sprints (Zone 4 & 5)	Top Speed (km/h)
16	Maxime CREPEAU	5772.4	3969.3	1611.5	152.3	39.2	0	15.0	5.0	22.3
2	Alistair JOHNSTON	10995.7	3937.4	4337.4	1666.9	844.5	209.5	138.0	52.0	31.3
4	Luc DE FOUGEROLLES	7582.8	2694.1	3331.0	1109.8	315.4	132.5	90.0	24.0	29.9
7	Stephen EUSTAQUIO	11506.7	3800.1	4537.9	2395.1	699.0	74.6	187.0	43.0	26.7
8	Ismael KONE	6099.4	2082.5	2801.3	843.9	314.0	57.5	74.0	16.0	28.3
9	Cyle LARIN	9262.8	4060.7	3477.0	1032.2	471.2	221.7	94.0	41.0	31.6
10	Jonathan DAVID	10188.9	4153.8	4227.8	1280.0	417.5	109.8	115.0	32.0	31.1
13	Derek CORNELIUS	4829.8	1825.4	1984.0	723.0	223.9	73.4	59.0	14.0	30.7
17	Tajon BUCHANAN	8935.2	3232.4	3835.7	1181.3	421.8	264.1	102.0	35.0	33.5
20	Ali AHMED	7787.2	2651.0	3522.4	1032.6	387.8	193.5	94.0	39.0	34.1
22	Richie LARYEA	9857.9	3942.6	3990.3	1202.5	540.5	182.0	104.0	41.0	30.8
12	Tani OLUWASEYI	3048.9	1087.5	1363.4	345.8	200.8	51.4	27.0	15.0	33.4
14	Jacob SHAFFELBURG	3826.6	1134.8	1514.2	703.9	402.2	71.4	53.0	29.0	29.9
15	Moise BOMBITO	4895.5	1958.4	2097.7	590.4	155.9	93.0	45.0	12.0	31.5
23	Niko SIGUR	2251.8	692.8	998.2	409.5	145.8	5.6	32.0	11.0	25.5
25	Nathan SALIBA	4375.6	1557.2	2029.5	612.6	152.2	24.1	55.0	11.0	27.8

## Physical Data



#	Player	Total Distance (m)	Zone 1: 0-7 km/h (m)	Zone 2: 7-15 km/h (m)	Zone 3: 15-20 km/h (m)	Zone 4: 20-25 km/h (m)	Zone 5: 25+ km/h (m)	High Speed Runs (Zone 3)	Sprints (Zone 4 & 5)	Top Speed (km/h)
1	MAHMOUD ABUNADA	5117.9	4171.2	910.0	36.7	0	0	5.0	0	18.6
2	PEDRO MIGUEL	8520.8	3960.0	3404.2	787.2	255.3	114.1	67.0	22.0	28.6
4	ISSA LAYE	9509.7	3528.8	4241.0	1168.8	431.8	139.3	104.0	30.0	30.2
5	JASSEM GABER	4776.1	1753.9	2167.2	577.8	195.1	82.2	52.0	14.0	28.5
8	EDMILSON JUNIOR	5036.9	1998.2	1996.9	730.9	222.9	88.0	55.0	18.0	31.1
11	AKRAM AFIF	5215.5	2435.1	1962.3	539.0	196.2	82.8	48.0	23.0	33.2
13	AYOUB ALOUI	9565.4	3992.9	3936.1	1139.9	394.7	101.7	105.0	33.0	32.1
14	HOMAM AHMED	3082.1	1129.4	1339.1	329.8	160.0	123.8	30.0	13.0	32.0
15	YUSUF ABDURISAG	4484.0	1337.2	1924.9	784.8	290.2	147.0	65.0	19.0	29.2
16	BOUALEM KHOUKHI	7919.7	3996.8	2935.1	764.9	189.0	33.9	69.0	15.0	26.7
23	ASSIM MADIBO	5700.0	1908.7	2633.8	925.7	190.5	41.4	72.0	15.0	29.0
3	LUCAS MENDES	1535.0	502.4	675.3	219.0	127.4	10.9	17.0	9.0	27.0
18	SULTAN ALBRAKE	6624.9	2601.3	2832.6	892.4	208.7	90.0	80.0	17.0	31.9
20	AHMED FATHY	3981.9	1350.0	1578.5	761.5	240.9	50.9	63.0	18.0	27.7
25	ALHASHMI ALHUSSEIN	4072.3	1486.9	1687.9	597.1	236.3	64.1	50.0	20.0	30.2
26	MOHAMED MANAI	5611.5	1935.8	2201.8	983.8	345.4	144.7	81.0	24.0	30.2



TM