



Czechia 1 - 1 South Africa

Group A - Match 25

18 June 2026

12:00 Kick Off

Atlanta Stadium

POST MATCH SUMMARY REPORT

Match Summary - Teams



Czechia

1 - 1

South Africa

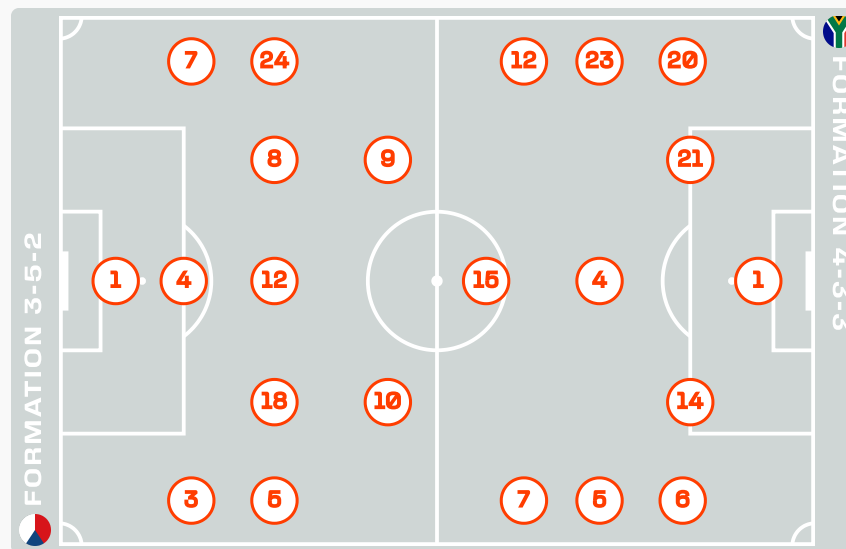


STARTING

- 1 GK Matej KOVAR
- 3 DF Tomas HOLES
- 4 DF Robin HRANAC
- 5 DF Vladimir GOUFAL
- 7 DF Ladislav KREJCI 75'
- 8 MF Vladimir DARIDA ↓ 55'
- 9 FW Adam HLOZEK ↓ 67'
- 10 FW Patrik SCHICK
- 12 MF Lukas CERV ↓ 78'
- 18 MF Michal SADILEK ⚽ 6' ↓ 67'
- 24 MF Alexandr SOJKA ↓ 55'

SUBSTITUTES

- 16 GK Jindrich STANEK
- 23 GK Lukas HORNICEK
- 2 DF David ZIMA ↑ 78'
- 6 DF Stepan CHALOUPEK
- 11 FW Jan KUCHTA
- 13 FW Mojmir CHYTIL
- 14 DF David JURASEK
- 15 FW Pavel SULC ↑ 55'
- 17 MF Lukas PROVOD ↑ 67'
- 19 FW Tomas CHORY
- 20 DF Jaroslav ZELENY ↑ 55'
- 21 DF David DOUDERA
- 22 MF Tomas SOUCEK ↑ 67'
- 25 MF Hugo SOCHUREK
- 26 FW Denis VISINSKY



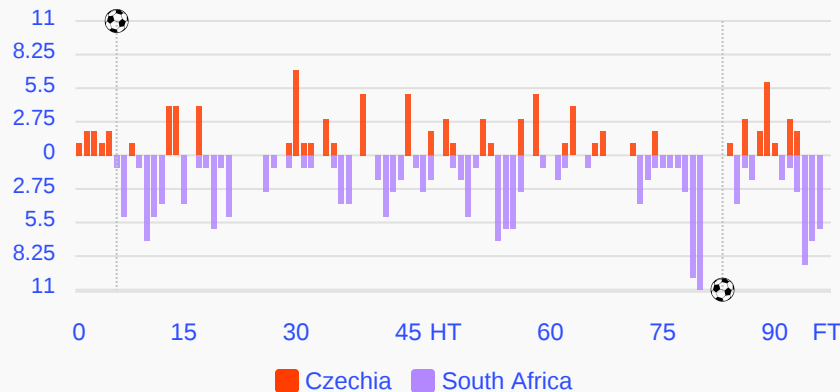
STARTING

- 83' 33' Ronwen WILLIAMS GK 1
- 40' Teboho MOKOENA MF 4
- 40' Thalente MBATHA MF 5
- Aubrey MODIBA DF 6
- Oswin APPOLLIS FW 7
- ↓ 84' Thapelo MASEKO FW 12
- Mbekezeli MBOKAZI DF 14
- ↓ 66' Iqraam RAYNERS FW 15
- Khuliso MUDAU DF 20
- Ime OKON DF 21
- ↓ 45' Jayden ADAMS MF 23

SUBSTITUTES

- Siphon CHAINE GK 16
- Ricardo GOSS GK 22
- Thabang MATULUDI DF 2
- Khulumani NDAMANE DF 3
- Tshepang MOREMI FW 8
- Lyle FOSTER FW 9
- ↑ 45' Relebohile MOFOKENG FW 10
- ↑ 66' Evidence MAKGOPA FW 17
- Samukele KABINI DF 18
- Nkosinathi SIBISI DF 19
- Olwethu MAKHANYA DF 24
- ↑ 84' Kamogelo SEBELEBELE FW 25
- Bradley CROSS DF 26

Distribution in the Final Third



Match Summary - Key Statistics



1 - 1



Possession

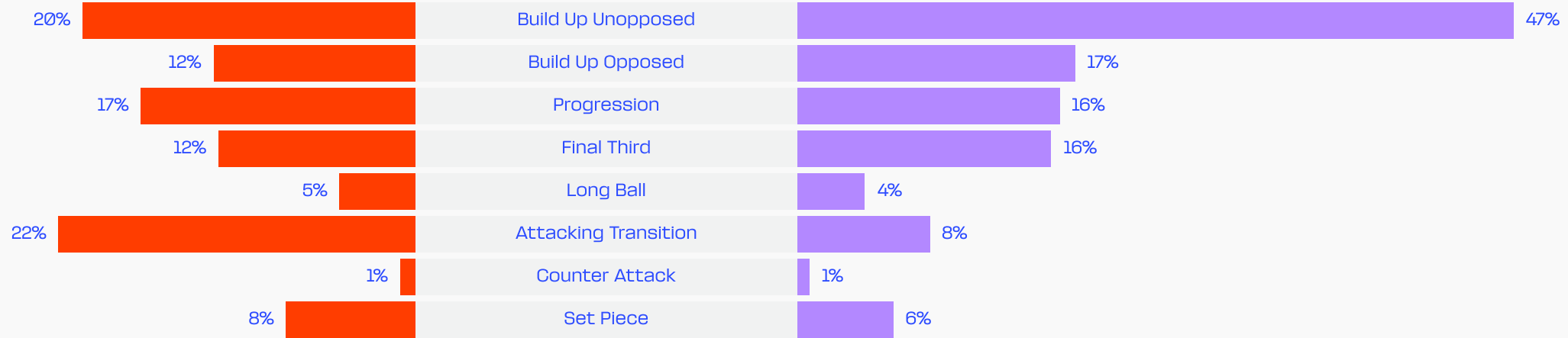
Total	32.4%	7.4%	60.3%	Total
1	Goals			1
1.36	xG (Expected Goals)			1.34
14 (3)	Attempts at Goal (On Target)			17 (4)
352 (279)	Total Passes (Complete)			584 (518)
79 %	Pass Completion %			89 %
87	Completed Line Breaks			114
6	Defensive Line Breaks			8
73	Receptions in the Final Third			126
15	Crosses			16
22	Ball Progressions			20
343 (40)	Defensive Pressures Applied (Direct Pressures)			233 (41)
41	Forced Turnovers			44
64	Second Balls			66
119.6 km	Total Distance Covered			112 km
6.6 km	Zone 4 - Low Speed Sprinting: 20-25 km/h			5.9 km



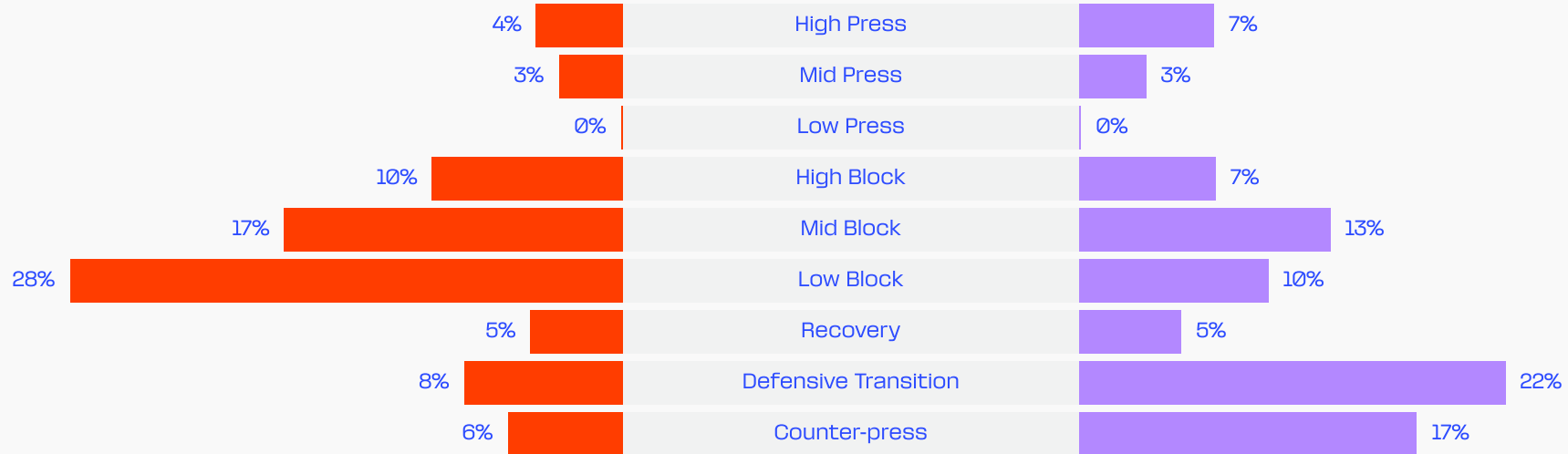
Phases of Play



IN POSSESSION



OUT OF POSSESSION

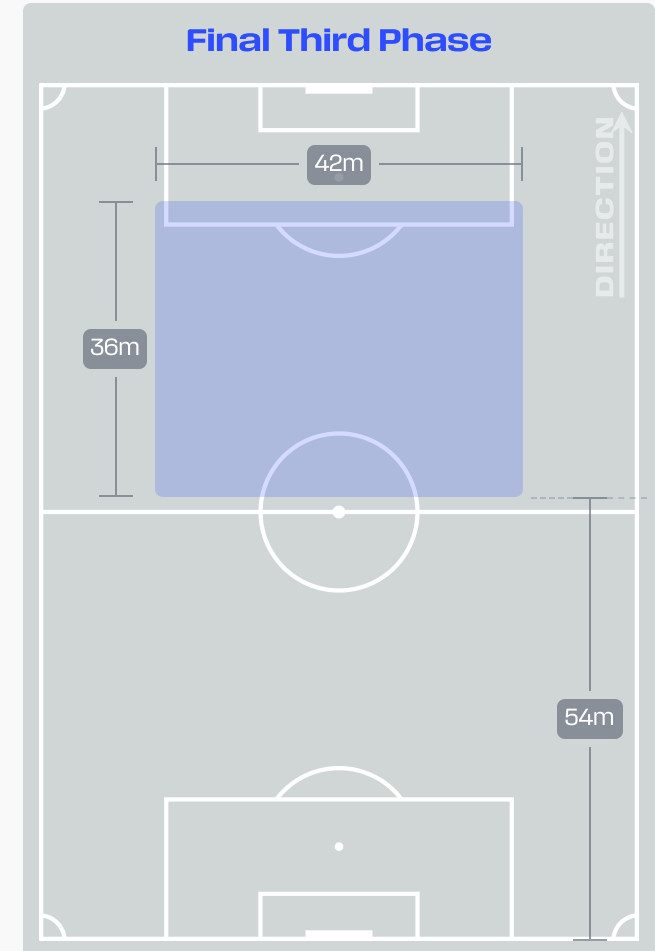
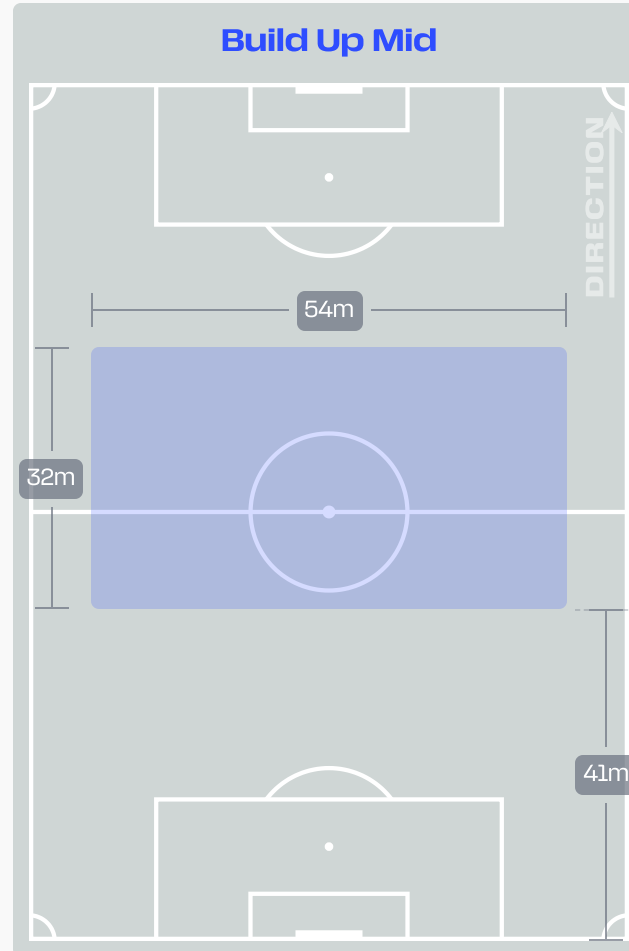
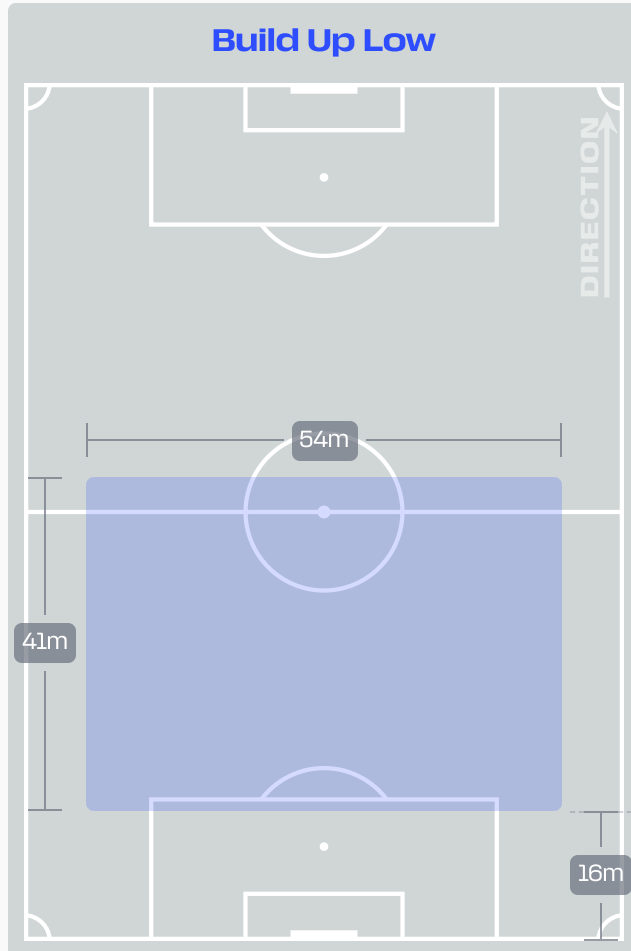


IN POSSESSION

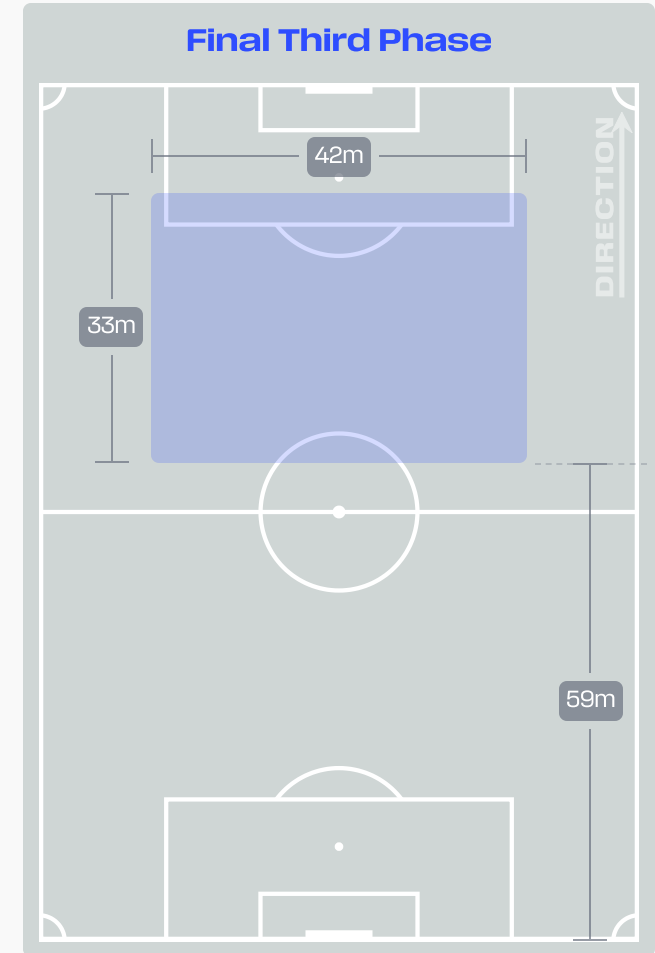
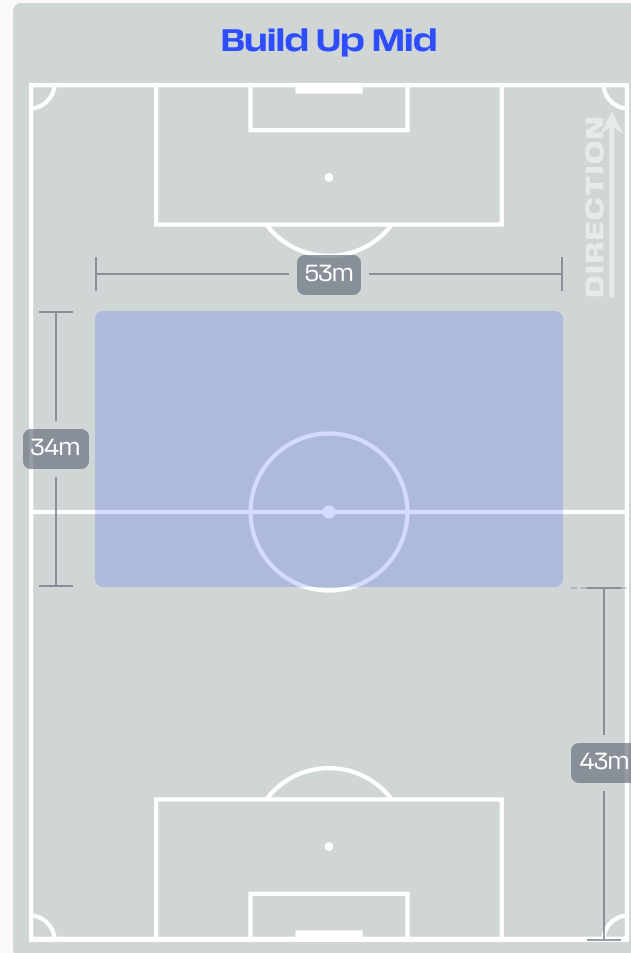
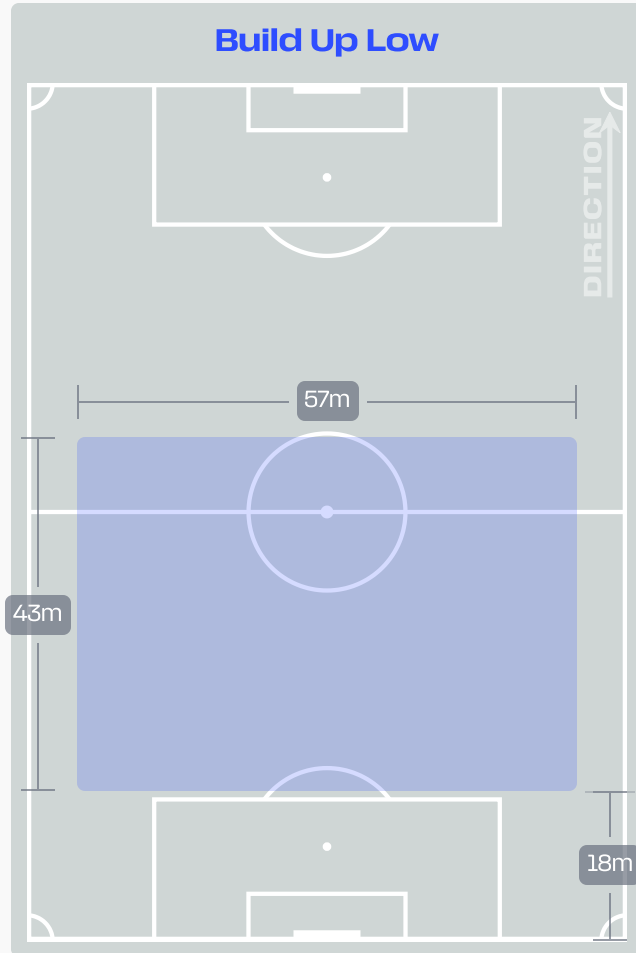


Czechia v South Africa

In Possession Line Height & Team Length



In Possession Line Height & Team Length



Line Breaks

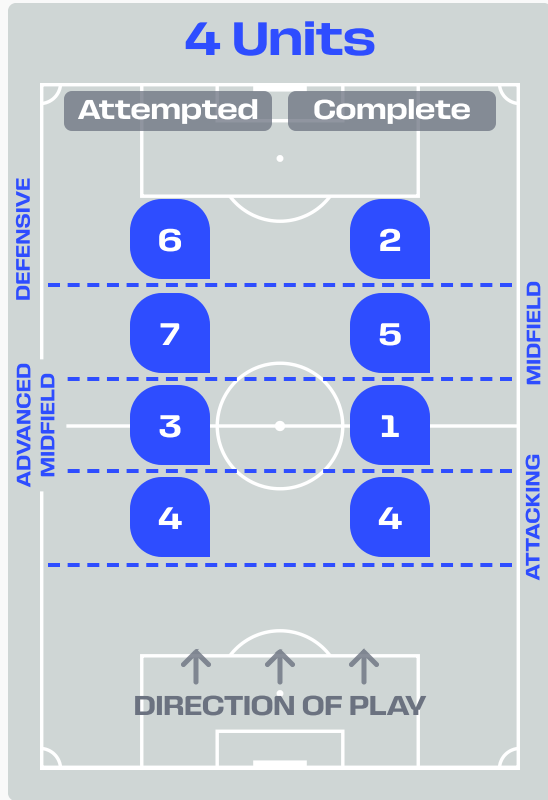


Attempted Line Breaks
129

42 Attempted 36 Complete

30 Attempted 26 Complete

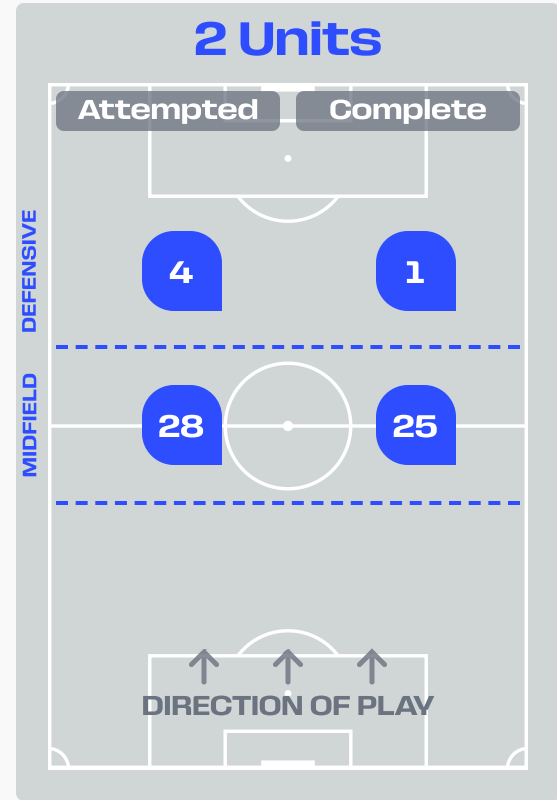
57 Attempted 25 Complete



Attempted Line Breaks	20
Inside Shape	11
Outside Shape	9



Attempted Line Breaks	77
Inside Shape	53
Outside Shape	24



Attempted Line Breaks	32
Inside Shape	17
Outside Shape	15

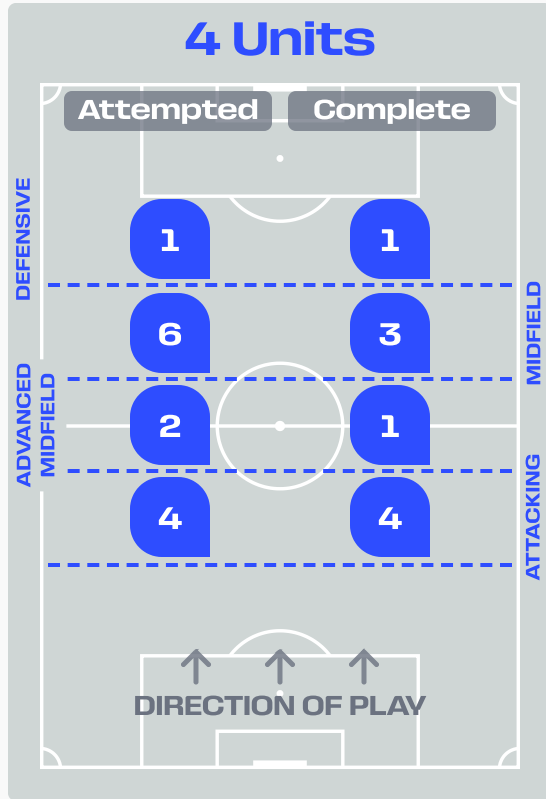
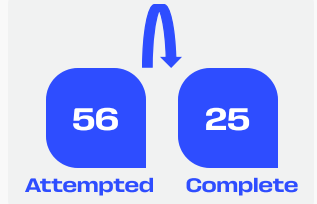
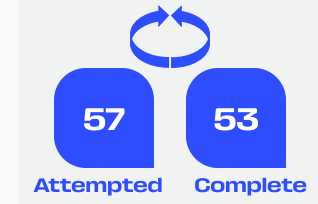
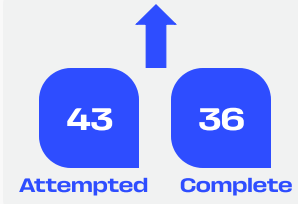
Line Breaks



South Africa

Attempted Line Breaks

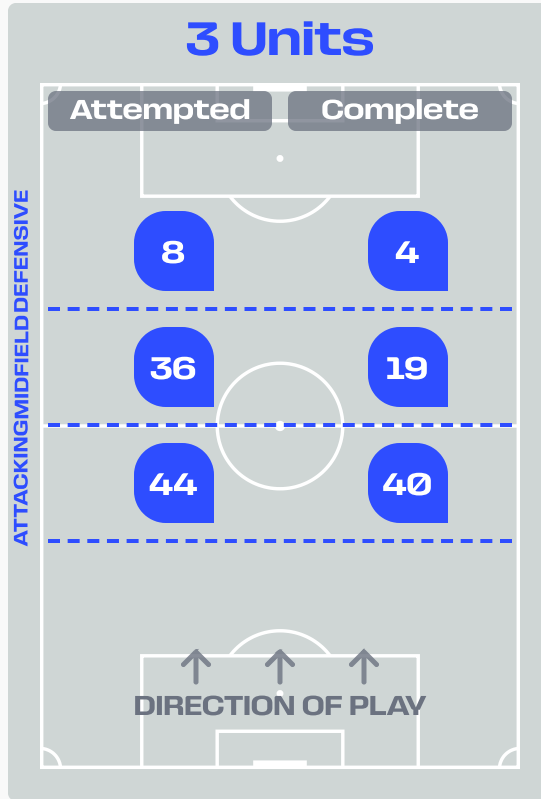
156



Attempted Line Breaks 13

Inside Shape 6

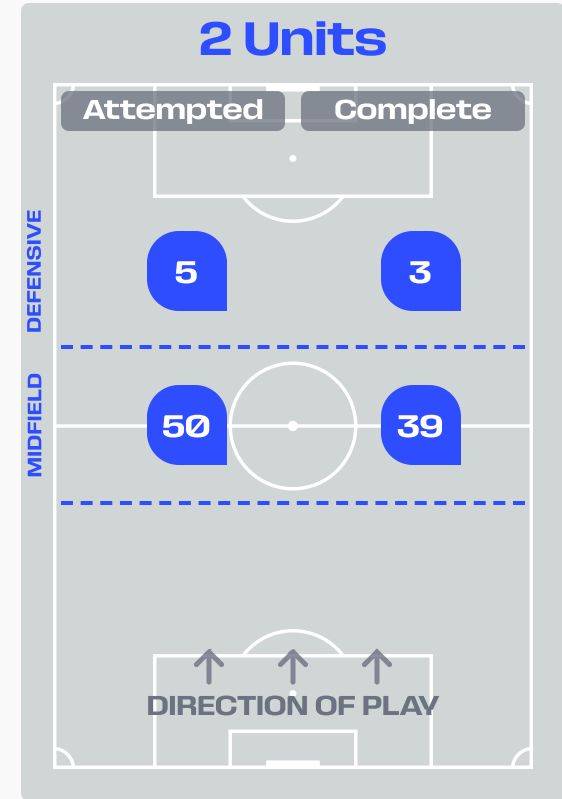
Outside Shape 7



Attempted Line Breaks 88

Inside Shape 53

Outside Shape 35



Attempted Line Breaks 55

Inside Shape 31

Outside Shape 24

Line Breaks



					4 Units				3 Units			2 Units		Direction			Distribution Type		
#	Player	Line Breaks Attempted	Line Breaks Completed	Line Break Completion %	Attacking Line	Attacking Midfield Line	Midfield Line	Defensive Line	Attacking Line	Midfield Line	Defensive Line	Midfield Line	Defensive Line	Through	Around	Over	Pass	Cross	Ball Progression
1	Matej KOVAR	11	3	27%	0	2	1	1	3	3	0	1	0	0	0	11	11	0	0
3	Tomas HOLES	15	10	67%	0	0	0	1	4	8	0	2	0	6	3	6	15	0	0
4	Robin HRANAC	8	4	50%	0	0	1	0	3	3	0	1	0	1	0	7	8	0	0
5	Vladimir COUFAL	16	11	69%	0	0	1	1	5	3	1	4	1	5	0	11	14	1	1
7	Ladislav KREJCI	20	18	90%	1	0	1	1	8	2	0	7	0	7	8	5	19	1	0
8	Vladimir DARIDA	7	5	71%	2	0	0	0	0	3	0	1	1	3	2	2	5	0	2
9	Adam HLOZEK	2	1	50%	0	0	0	0	0	2	0	0	0	1	1	0	1	0	1
10	Patrik SCHICK	3	2	67%	0	0	0	1	0	1	0	0	1	2	0	1	3	0	0
12	Lukas CERV	8	5	62%	0	0	0	0	1	4	1	2	0	2	3	3	5	0	3
18	Michal SADILEK	11	8	73%	0	0	0	0	1	3	2	5	0	4	2	5	10	1	0
24	Alexandr SOJKA	10	7	70%	0	1	2	1	0	2	0	4	0	2	6	2	9	1	0
2	David ZIMA	4	4	100%	1	0	0	0	1	1	0	1	0	1	2	1	4	0	0
15	Pavel SULC	4	1	25%	0	0	0	0	1	0	2	0	1	1	2	1	4	0	0
17	Lukas PROVOD	3	2	67%	0	0	1	0	0	1	1	0	0	2	1	0	2	0	1
20	Jaroslav ZELENY	3	2	67%	0	0	0	0	0	3	0	0	0	2	0	1	3	0	0
22	Tomas SOUCEK	4	4	100%	0	0	0	0	2	2	0	0	0	3	0	1	4	0	0

Line Breaks

					4 Units				3 Units			2 Units		Direction			Distribution Type		
#	Player	Line Breaks Attempted	Line Breaks Completed	Line Break Completion %	Attacking Line	Attacking Midfield Line	Midfield Line	Defensive Line	Attacking Line	Midfield Line	Defensive Line	Midfield Line	Defensive Line	Through	Around	Over	Pass	Cross	Ball Progression
1	Ronwen WILLIAMS	23	8	35%	1	0	2	1	6	8	1	4	0	3	0	20	23	0	0
4	Teboho MOKOENA	32	29	91%	0	0	1	0	8	5	1	16	1	11	14	7	31	0	1
5	Thalente MBATHA	10	7	70%	0	0	0	0	1	2	1	6	0	4	3	3	10	0	0
6	Aubrey MODIBA	19	11	58%	0	0	0	0	1	7	3	7	1	6	7	6	16	2	1
7	Oswin APPOLLIS	9	7	78%	0	1	1	0	1	1	0	5	0	5	2	2	7	1	1
12	Thapelo MASEKO	3	3	100%	0	0	0	0	0	1	1	0	1	1	2	0	2	0	1
14	Mbekezeli MBOKAZI	10	6	60%	0	1	2	0	2	4	0	1	0	1	3	6	10	0	0
15	Iqraam RAYNERS	2	1	50%	0	0	0	0	0	0	0	0	2	2	0	0	2	0	0
20	Khuliso MUDAU	18	18	100%	1	0	0	0	11	2	1	3	0	4	13	1	18	0	0
21	Ime OKON	18	14	78%	2	0	0	0	13	2	0	1	0	1	9	8	18	0	0
23	Jayden ADAMS	4	4	100%	0	0	0	0	1	2	0	1	0	2	0	2	4	0	0
10	Relebohile MOFOKENG	7	6	86%	0	0	0	0	0	1	0	6	0	3	4	0	6	0	1
17	Evidence MAKGOPA	0	0	0%	0	0	0	0	0	0	0	0	0	0	0	0	0	0	0
25	Kamogelo SEBELEBELE	1	0	0%	0	0	0	0	0	1	0	0	0	0	0	1	1	0	0

Passing Networks



#	Passes From ↓ to →	Matej KOVAR	Tomas HOLES	Robin HRANAC	Vladimir COUFAL	Ladislav KREJCI	Vladimir DARIDA	Adam HLOZEK	Patrik SCHICK	Lukas CERV	Michal SADILEK	Alexandr SOJKA	David ZIMA	Pavel SULC	Lukas PROVOD	Jaroslav ZELENY	Tomas SOUCEK
1	Matej KOVAR		3	8	1	4	0	0	1	0	0	0	0	0	0	0	1
3	Tomas HOLES	4		3	4	1	2	4	1	2	0	0	1	0	0	2	1
4	Robin HRANAC	3	3		2	9	0	0	1	2	5	2	2	1	0	0	0
5	Vladimir COUFAL	0	1	2		0	1	0	2	1	1	1	2	0	2	0	3
7	Ladislav KREJCI	6	2	5	0		1	2	1	7	3	9	1	1	0	5	1
8	Vladimir DARIDA	1	2	0	0	1		3	1	0	1	4	0	0	0	0	0
9	Adam HLOZEK	0	0	0	0	0	2		3	0	1	0	0	2	0	0	0
10	Patrik SCHICK	0	1	0	3	2	3	2		3	2	1	0	1	0	0	0
12	Lukas CERV	0	3	3	2	8	0	0	0		0	1	0	1	0	0	1
18	Michal SADILEK	0	2	4	2	2	1	2	2	1		4	0	0	0	0	0
24	Alexandr SOJKA	1	0	1	1	7	1	3	1	1	3		0	0	0	0	0
2	David ZIMA	0	3	1	0	0	0	0	1	0	0	0		0	0	1	0
15	Pavel SULC	0	0	1	2	0	0	0	1	1	3	0	0		1	2	0
17	Lukas PROVOD	0	1	0	1	0	0	0	0	0	0	0	0	2		0	0
20	Jaroslav ZELENY	1	0	1	0	2	0	0	0	1	1	0	0	1	0		0
22	Tomas SOUCEK	0	1	0	1	0	0	0	0	1	0	0	0	2	2	1	

Top 5 Player to Player Passers

Player	Passed To	% of Total Team Passes
Robin HRANAC	Ladislav KREJCI	3.4%
Ladislav KREJCI	Alexandr SOJKA	3.4%
Matej KOVAR	Robin HRANAC	3%
Lukas CERV	Ladislav KREJCI	3%
Ladislav KREJCI	Lukas CERV	2.6%

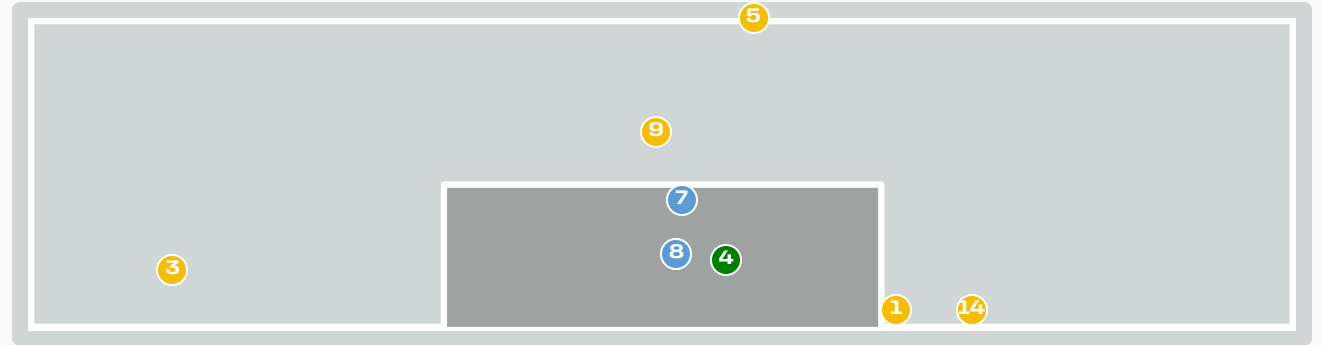
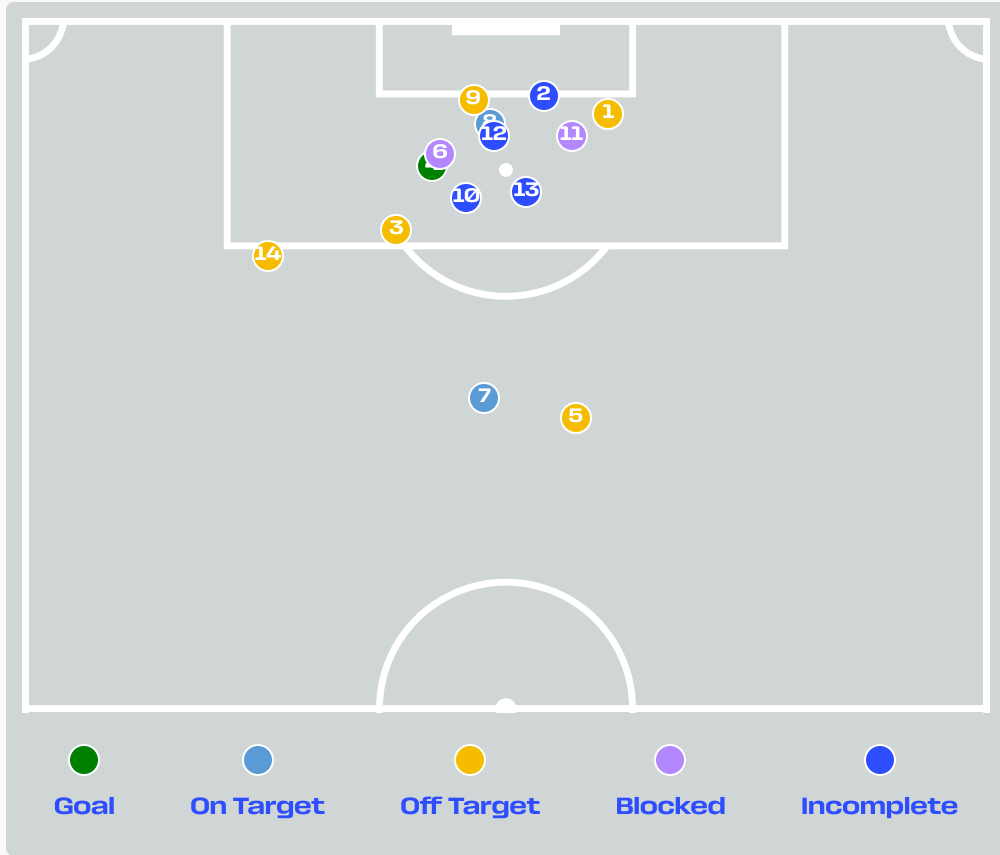
Passing Networks








#	Passes From ↓ to →	Ronwen WILLIAMS	Teboho MOKOENA	Thalente MBATHA	Aubrey MODIBA	Oswin APPOLLIS	Thapelo MASEKO	Mbekezeli MBOKAZI	Iqraam RAYNERS	Khuliso MUDAU	Ime OKON	Jayden ADAMS	Relebohile MOFOKENG	Evidence MAKGOPA	Kamogelo SEBELEBELE
1	Ronwen WILLIAMS		5	1	4	1	1	19	3	0	11	2	0	0	0
4	Teboho MOKOENA	11		5	14	12	6	10	1	10	14	2	3	2	1
5	Thalente MBATHA	1	8		2	5	1	3	0	3	5	1	1	0	0
6	Aubrey MODIBA	4	9	7		10	0	4	2	0	1	3	5	0	0
7	Oswin APPOLLIS	0	11	2	7		0	5	2	1	1	1	3	0	1
12	Thapelo MASEKO	0	3	3	2	0		0	1	2	3	1	1	1	0
14	Mbekezeli MBOKAZI	17	6	0	10	7	0		1	1	13	0	0	0	0
15	Iqraam RAYNERS	0	3	2	0	1	0	0		2	0	0	0	0	0
20	Khuliso MUDAU	1	14	6	0	0	10	0	1		11	2	3	3	1
21	Ime OKON	19	16	3	3	0	3	9	0	22		4	1	0	0
23	Jayden ADAMS	1	4	1	3	0	2	1	0	3	5		0	0	0
10	Relebohile MOFOKENG	0	3	1	2	1	2	1	0	3	2	0		0	1
17	Evidence MAKGOPA	0	1	0	0	0	1	0	0	1	0	0	1		0
25	Kamogelo SEBELEBELE	0	1	0	0	0	0	0	0	2	1	0	0	0	

Top 5 Player to Player Passers		
Player	Passed To	% of Total Team Passes
Ime OKON	Khuliso MUDAU	4.4%
Ronwen WILLIAMS	Mbekezeli MBOKAZI	3.8%
Ime OKON	Ronwen WILLIAMS	3.8%
Mbekezeli MBOKAZI	Ronwen WILLIAMS	3.4%
Ime OKON	Teboho MOKOENA	3.2%

Attempts at Goal



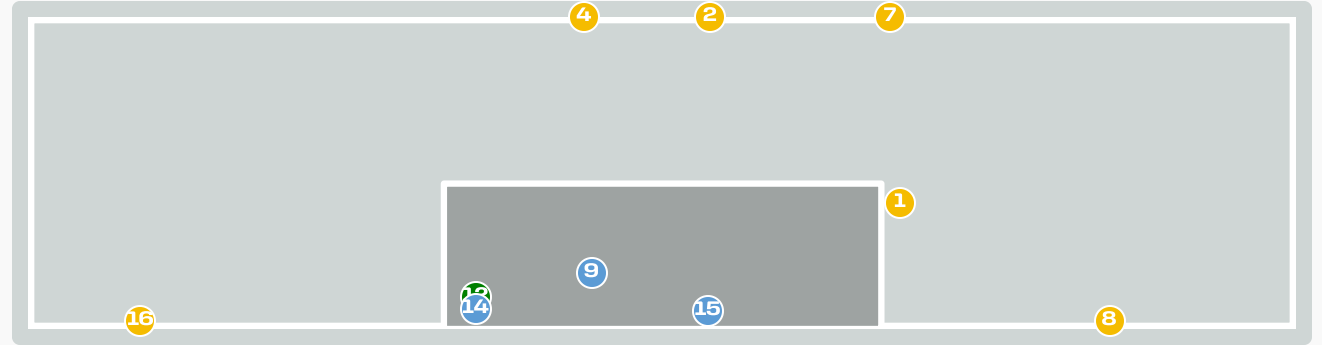
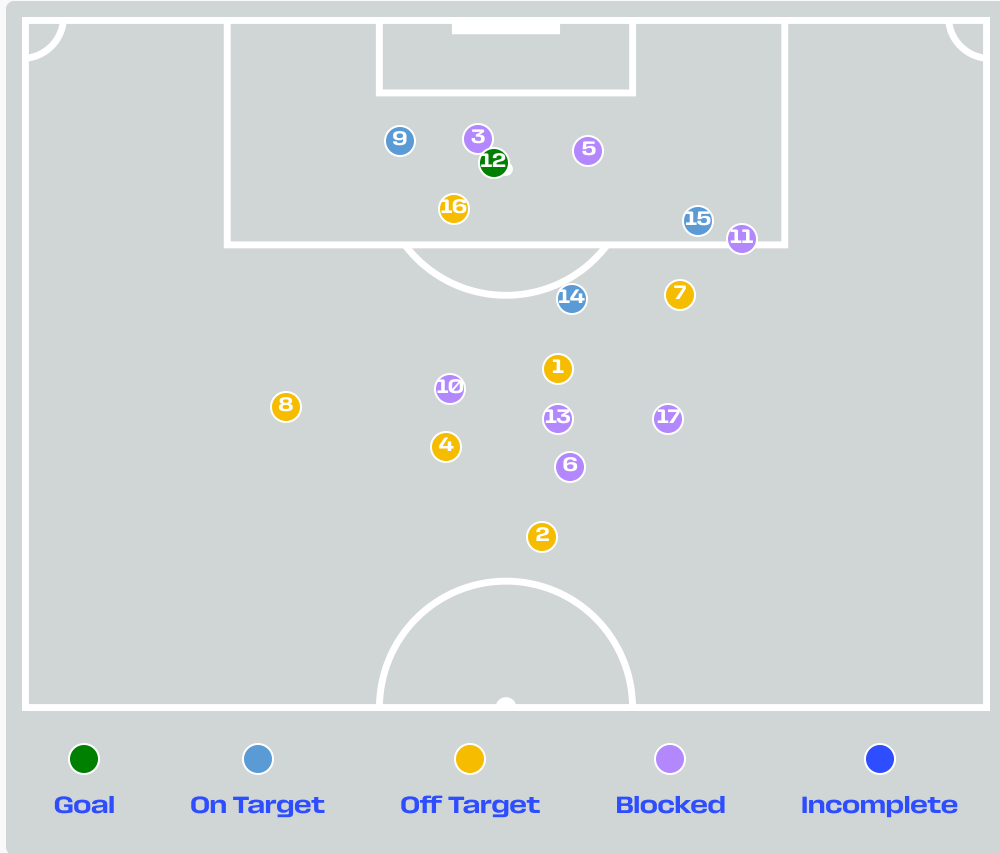
Key	Outcome	Shots
	Goals	1
	On Target	2
	Off Target	5
	Blocked	2
	Incomplete	4

Attempts at Goal



Time	Player	Outcome	Body Part	Delivery Type
0	10 Patrik SCHICK	Off Target	Head	Cross
4	7 Ladislav KREJCI	Incomplete - Player On Ball Error	Head	Corner
4	18 Michal SADILEK	Off Target	Left Foot	Loose Ball
5	18 Michal SADILEK	Deflected On Target - Goal	Left Foot	Pass
41	9 Adam HLOZEK	Off Target	Right Foot	Freekick
46	8 Vladimir DARIDA	Incomplete - Blocked	Right Foot	Pass
46	12 Lukas CERV	On Target - Saved	Left Foot	Loose Ball
47	10 Patrik SCHICK	On Target - Saved	Head	Corner
52	7 Ladislav KREJCI	Off Target	Head	Corner
58	18 Michal SADILEK	Incomplete - Defensive Event	Left Foot	Pass
67	7 Ladislav KREJCI	Incomplete - Blocked	Head	Other
89	7 Ladislav KREJCI	Incomplete - Player On Ball Error	Head	Cross
90	20 Jaroslav ZELENY	Incomplete - Referee Event	Head	Freekick
93	17 Lukas PROVOD	Off Target	Left Foot	Loose Ball

Attempts at Goal



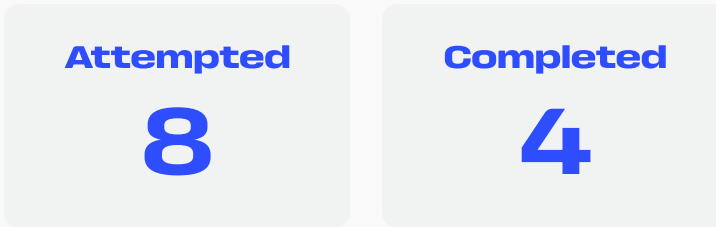
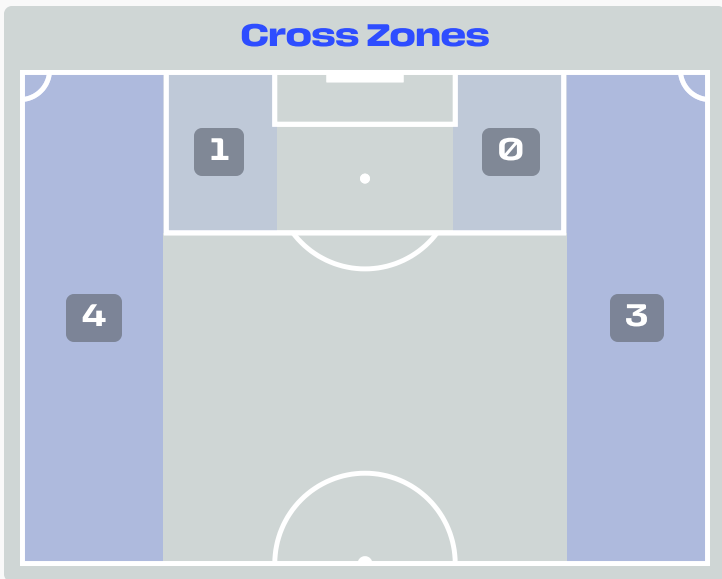
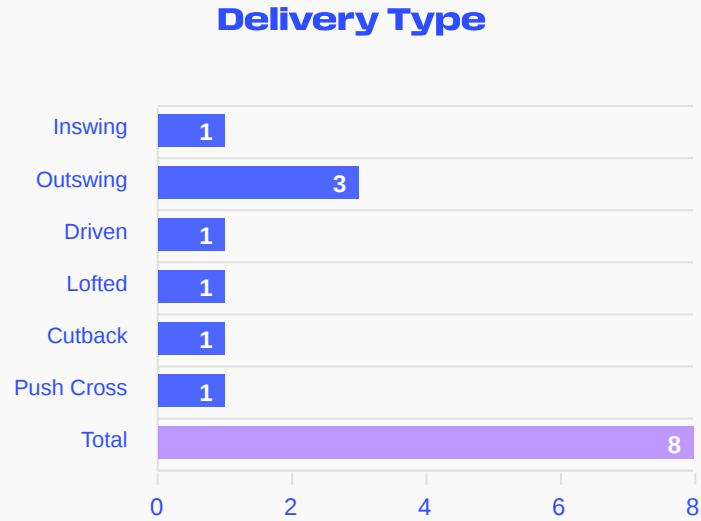
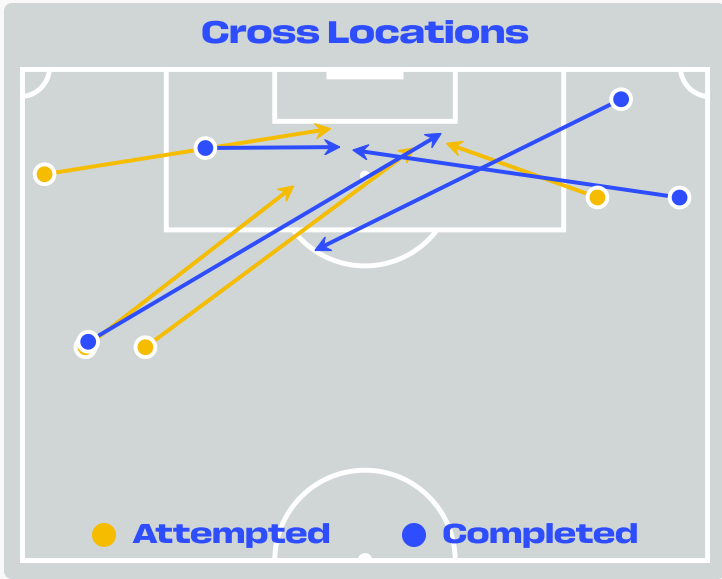
Key	Outcome	Shots
●	Goals	1
●	On Target	3
●	Off Target	6
●	Blocked	7
●	Incomplete	0

Attempts at Goal



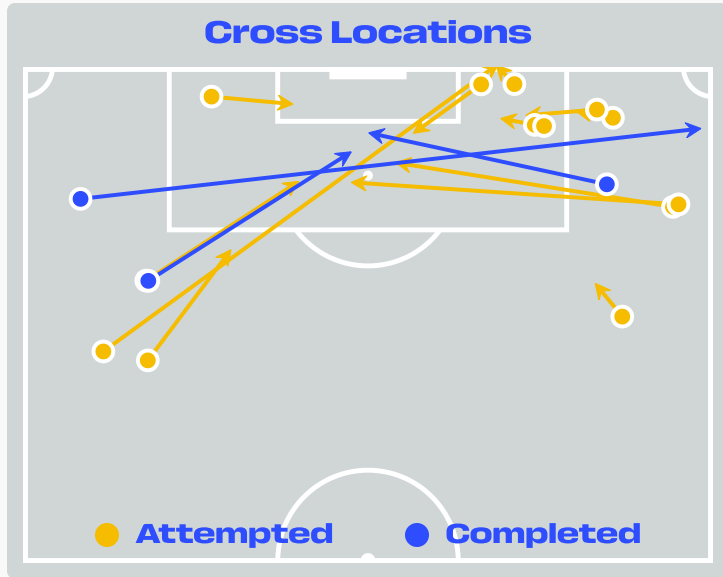
Time	Player	Outcome	Body Part	Delivery Type
11	7 Oswin APPOLLIS	Deflected Off Target - Defensive Event	Right Foot	Pass
12	6 Aubrey MODIBA	Off Target	Left Foot	Pass
21	15 Iqraam RAYNERS	Incomplete - Blocked	Head	Cross
44	4 Teboho MOKOENA	Off Target	Right Foot	Pass
48	12 Thapelo MASEKO	Incomplete - Blocked	Left Foot	Loose Ball
49	14 Mbekezeli MBOKAZI	Incomplete - Blocked	Left Foot	Loose Ball
53	12 Thapelo MASEKO	Off Target	Left Foot	Pass
59	6 Aubrey MODIBA	Off Target	Left Foot	Pass
73	17 Evidence MAKGOPA	On Target - Saved	Head	Pass
75	14 Mbekezeli MBOKAZI	Incomplete - Blocked	Left Foot	Freekick
80	12 Thapelo MASEKO	Incomplete - Blocked	Left Foot	Pass
82	4 Teboho MOKOENA	On Target - Goal	Right Foot	Penalty
85	5 Thalente MBATHA	Incomplete - Blocked	Right Foot	Loose Ball
87	10 Relebohile MOFOKENG	On Target - Saved	Right Foot	Loose Ball
95	17 Evidence MAKGOPA	On Target - Saved	Left Foot	Loose Ball
96	6 Aubrey MODIBA	Deflected Off Target - Defensive Event	Right Foot	Loose Ball
96	14 Mbekezeli MBOKAZI	Incomplete - Blocked	Left Foot	Pass

Crosses (Open Play)

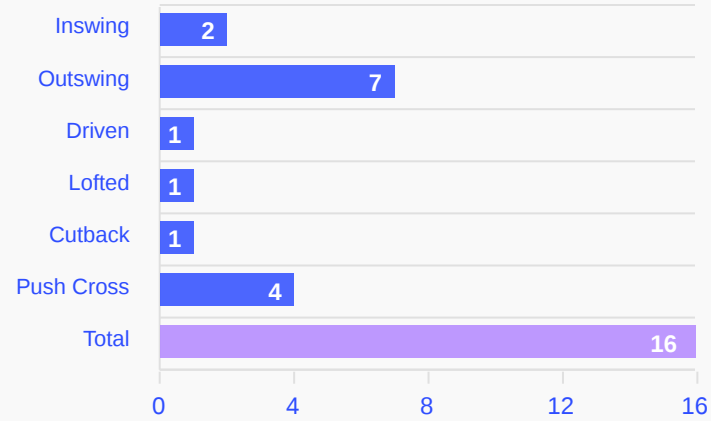


#	Player	Inswing	Outswing	Driven	Lofted	Cutback	Push Cross	Total Attempted
1	Matej KOVAR	0	0	0	0	0	0	0
3	Tomas HOLES	0	0	0	0	0	0	0
4	Robin HRANAC	0	0	0	0	0	0	0
5	Vladimir COUFAL	0	0	1	0	0	0	1
7	Ladislav KREJCI	0	0	0	1	0	0	1
8	Vladimir DARIDA	0	0	0	0	0	0	0
9	Adam HLOZEK	0	0	0	0	1	0	1
10	Patrik SCHICK	0	0	0	0	0	0	0
12	Lukas CERV	0	0	0	0	0	0	0
18	Michal SADILEK	0	0	0	0	0	0	0
24	Alexandr SOJKA	0	3	0	0	0	0	3
2	David ZIMA	0	0	0	0	0	0	0
15	Pavel SULC	0	0	0	0	0	1	1
17	Lukas PROVOD	1	0	0	0	0	0	1
20	Jaroslav ZELENY	0	0	0	0	0	0	0
22	Tomas SOUCEK	0	0	0	0	0	0	0

Crosses (Open Play)



Delivery Type



Attempted

16

Completed

3

Most Crosses Attempted

4

Khuliso MUDAU
RIGHT BACK

#	Player	Inswing	Outswing	Driven	Lofted	Cutback	Push Cross	Total Attempted
1	Ronwen WILLIAMS	0	0	0	0	0	0	0
4	Teboho MOKOENA	0	0	0	0	0	0	0
5	Thalente MBATHA	1	0	0	0	0	1	2
6	Aubrey MODIBA	0	3	0	0	0	0	3
7	Oswin APPOLLIS	0	2	1	0	0	1	4
12	Thapelo MASEKO	0	0	0	1	0	0	1
14	Mbekezeli MBOKAZI	0	0	0	0	0	0	0
15	Iqraam RAYNERS	0	0	0	0	0	0	0
20	Khuliso MUDAU	0	2	0	0	1	1	4
21	Ime OKON	0	0	0	0	0	0	0
23	Jayden ADAMS	0	0	0	0	0	0	0
10	Relebohile MOFOKENG	1	0	0	0	0	0	1
17	Evidence MAKGOPA	0	0	0	0	0	0	0
25	Kamogelo SEBELEBELE	0	0	0	0	0	1	1

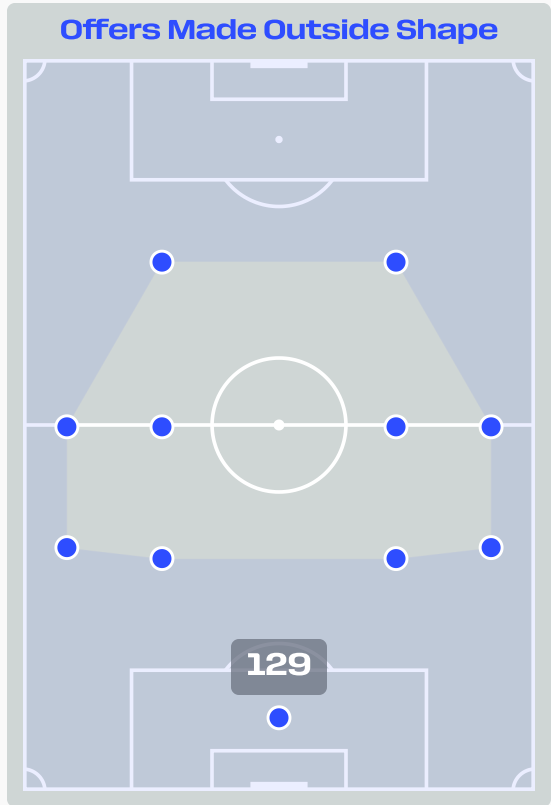
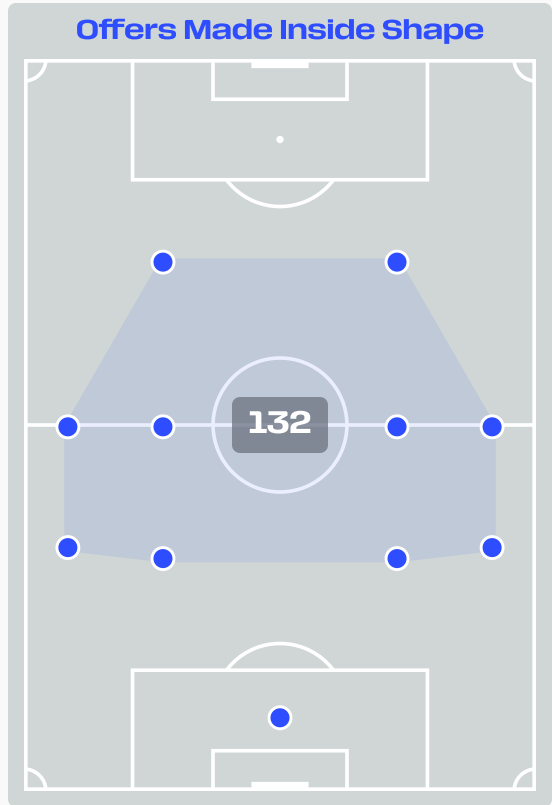
Offering to Receive

261
Total Offers Made

81
Total Offers Received

Most Offers
32
Michal SADILEK
RIGHT CENTRE MIDFIELD

105
Offers Made in Final Third



117
Offers Made in Middle Third

39
Offers Made in Defensive Third

#	Player	Offers Made	Offers Received	% Made & Received
1	Matej KOVAR	5	3	60%
3	Tomas HOLES	10	4	40%
4	Robin HRANAC	2	1	50%
5	Vladimir COUFAL	26	2	7.7%
7	Ladislav KREJCI	8	4	50%
8	Vladimir DARIDA	26	5	19.2%
9	Adam HLOZEK	23	9	39.1%
10	Patrik SCHICK	21	7	33.3%
12	Lukas CERV	26	11	42.3%
18	Michal SADILEK	32	7	21.9%
24	Alexandr SOJKA	20	8	40%
2	David ZIMA	2	1	50%
15	Pavel SULC	24	7	29.2%
17	Lukas PROVOD	16	6	37.5%
20	Jaroslav ZELENY	9	2	22.2%
22	Tomas SOUCEK	11	4	36.4%

Offering to Receive

472

Total Offers Made

161

Total Offers Received

Most Offers

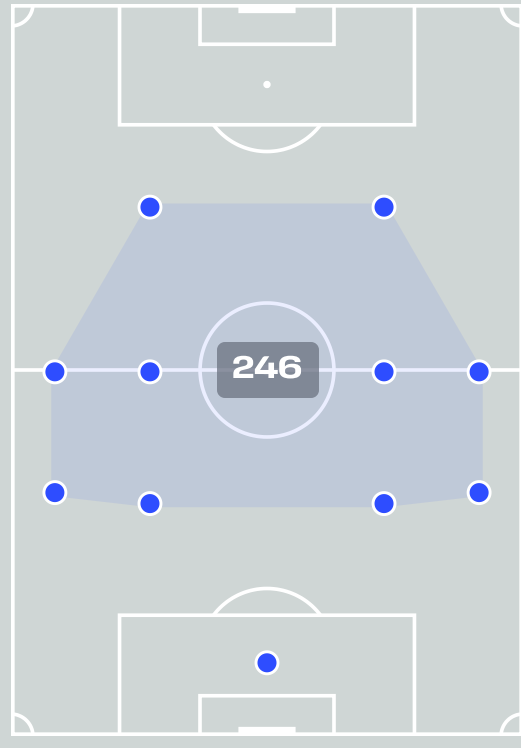
119

Oswin APPOLLIS
LEFT WINGER

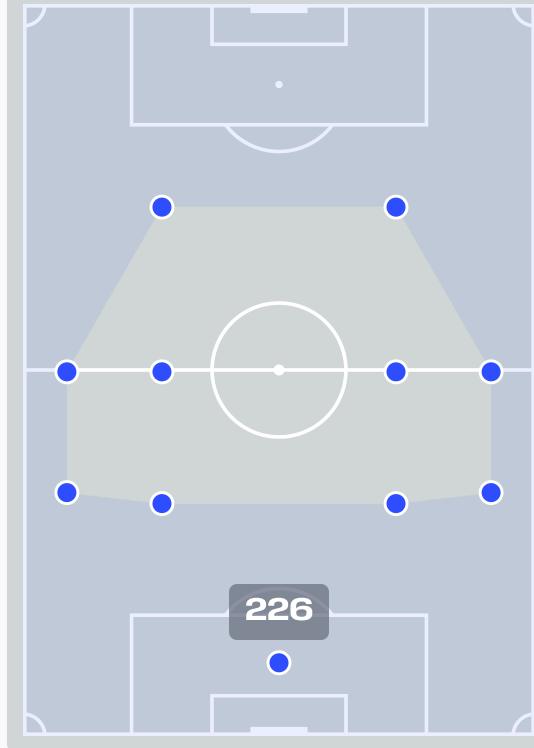
214

Offers Made in Final Third

Offers Made Inside Shape



Offers Made Outside Shape



188

Offers Made in Middle Third

70

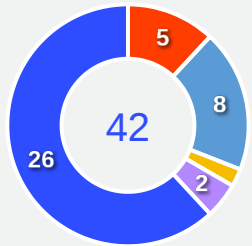
Offers Made in Defensive Third

#	Player	Offers Made	Offers Received	% Made & Received
1	Ronwen WILLIAMS	23	17	73.9%
4	Teboho MOKOENA	71	38	53.5%
5	Thalente MBATHA	48	13	27.1%
6	Aubrey MODIBA	46	13	28.3%
7	Oswin APPOLLIS	119	30	25.2%
12	Thapelo MASEKO	39	11	28.2%
14	Mbekezeli MBOKAZI	7	3	42.9%
15	Iqraam RAYNERS	27	7	25.9%
20	Khuliso MUDAU	21	4	19%
21	Ime OKON	19	7	36.8%
23	Jayden ADAMS	19	5	26.3%
10	Relebohile MOFOKENG	23	8	34.8%
17	Evidence MAKGOPA	5	2	40%
25	Kamogelo SEBELEBELE	5	3	60%

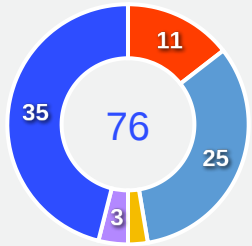
Movement to Receive

Movement Types by Phase

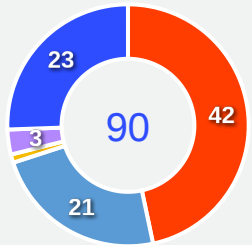
Final Third Phase



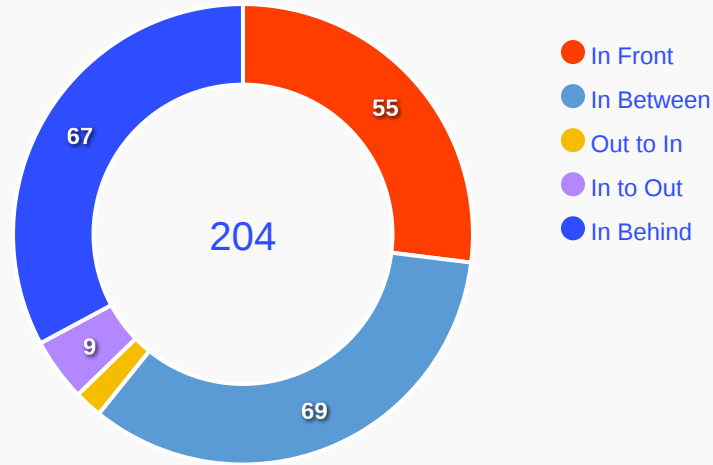
Progression Phase



Build Up Phase



All Movement Types

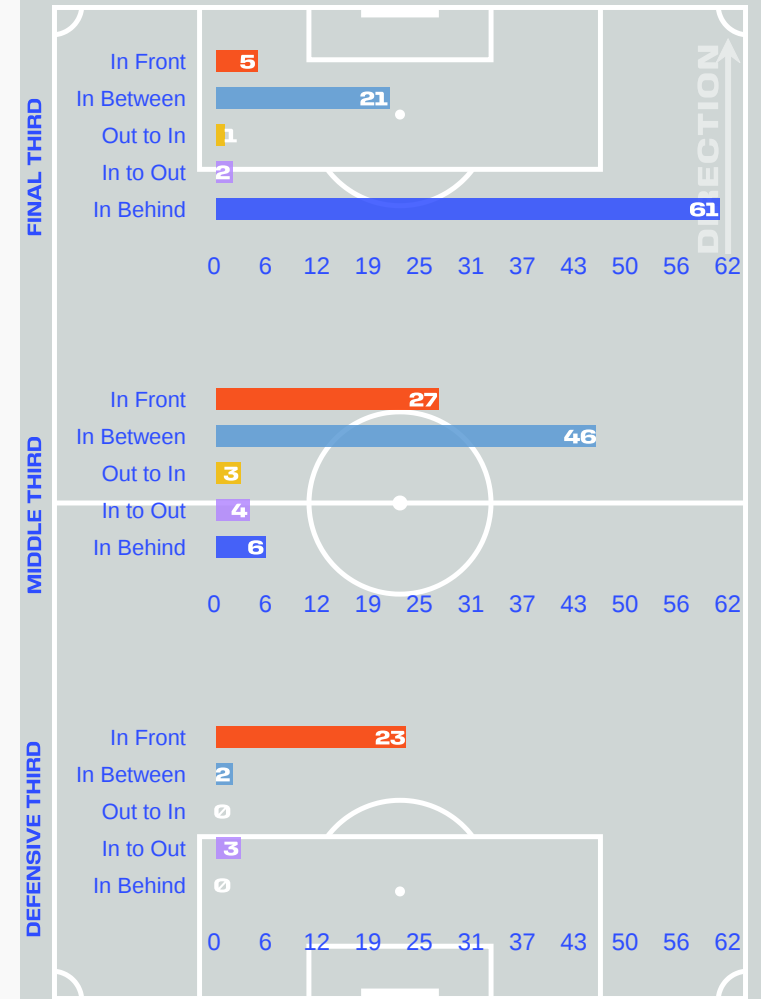


- In Front
- In Between
- Out to In
- In to Out
- In Behind

Top Ranked Players

Type	Player	Movements
In Front	12 Lukas CERV	19
In Between	10 Patrik SCHICK	11
Out to In	10 Patrik SCHICK	2
In to Out	18 Michal SADILEK	3
In Behind	5 Vladimir COUFAL	14

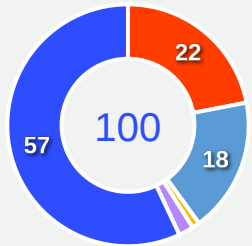
Movement Types Pitch Third



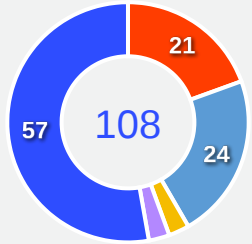
Movement to Receive

Movement Types by Phase

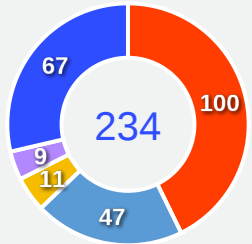
Final Third Phase



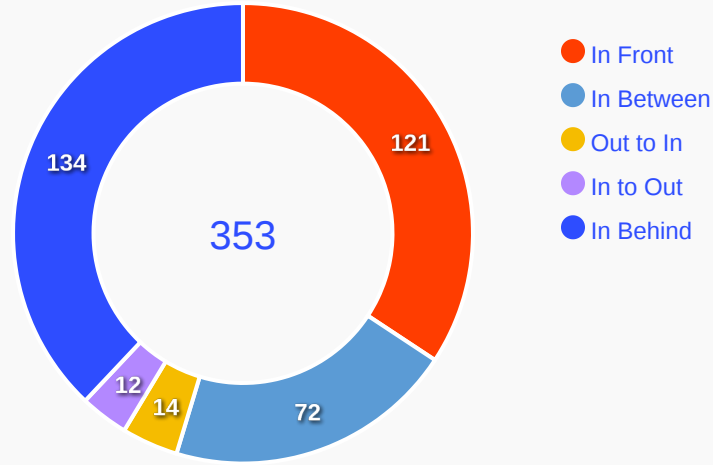
Progression Phase



Build Up Phase



All Movement Types

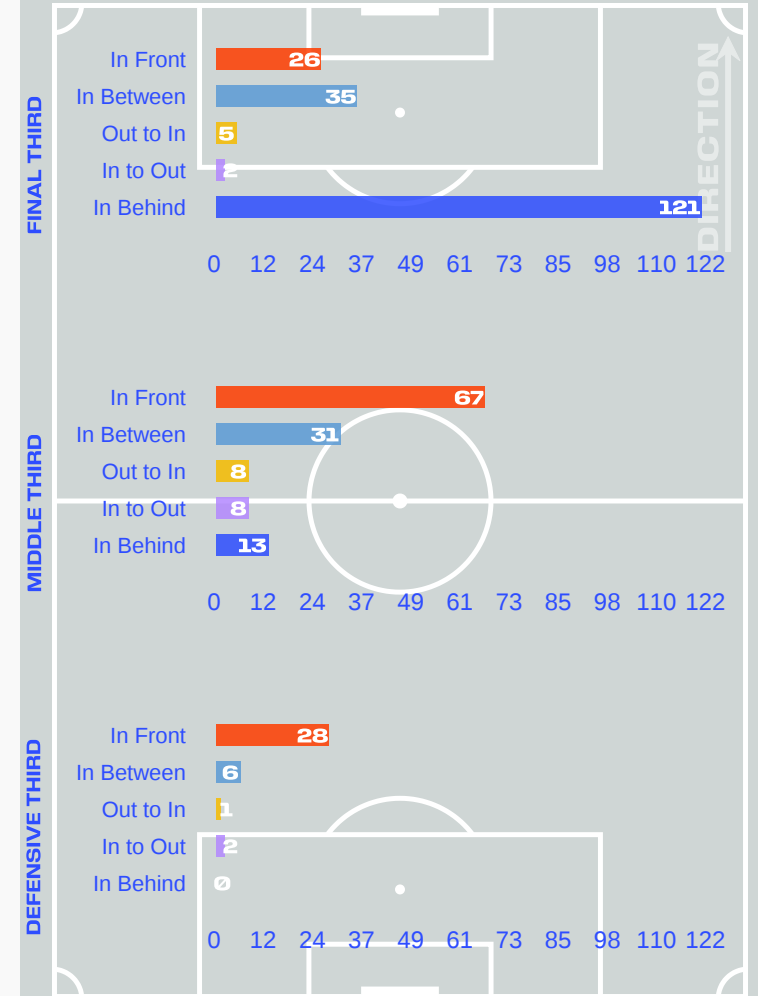


- In Front
- In Between
- Out to In
- In to Out
- In Behind

Top Ranked Players

Type	Player	Movements
In Front	4 Teboho MOKOENA	43
In Between	7 Oswin APPOLLIS	19
Out to In	7 Oswin APPOLLIS	10
In to Out	7 Oswin APPOLLIS	4
In Behind	7 Oswin APPOLLIS	45

Movement Types Pitch Third



OUT OF POSSESSION



Czechia v South Africa

Defensive Actions

41

Forced Turnovers

46

Possession Regained

10

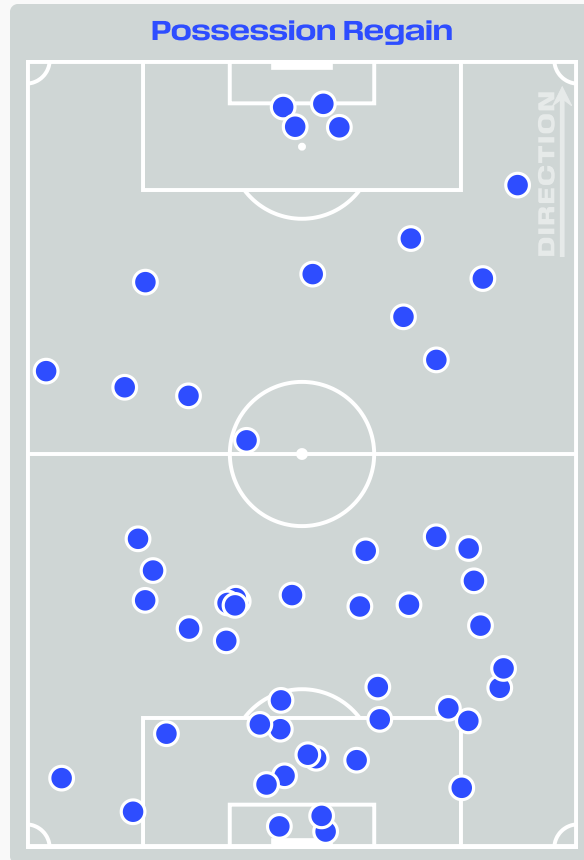
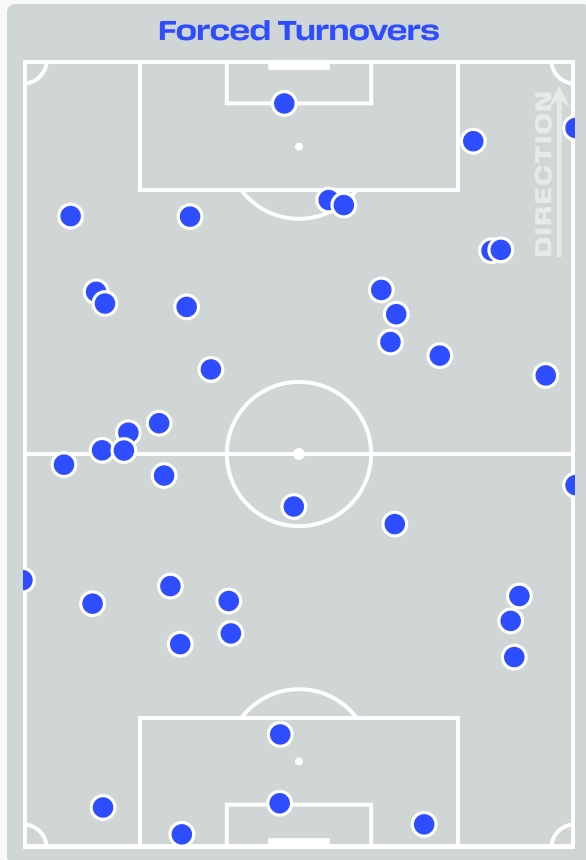
Interceptions

27

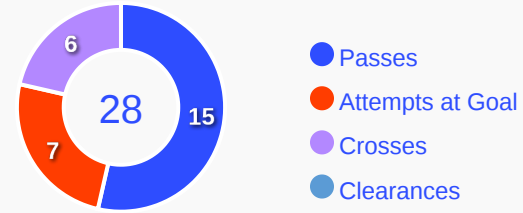
Tackles

3.39

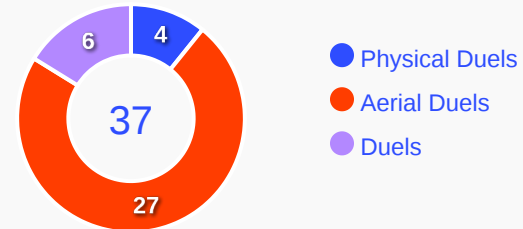
Possession Actions / Defensive Action



Blocks



Possession Contests



Most Possession Regains

10

Ladislav KREJCI
LEFT BACK

#	Player	Total Possession Regains
1	Matej KOVAR	3
3	Tomas HOLES	6
4	Robin HRANAC	4
5	Vladimir COUFAL	2
7	Ladislav KREJCI	10
8	Vladimir DARIDA	3
9	Adam HLOZEK	0
10	Patrik SCHICK	2
12	Lukas CERV	5
18	Michal SADILEK	2
24	Alexandr SOJKA	2
2	David ZIMA	2
15	Pavel SULC	3
17	Lukas PROVOD	1
20	Jaroslav ZELENY	0
22	Tomas SOUCEK	1

Defensive Actions



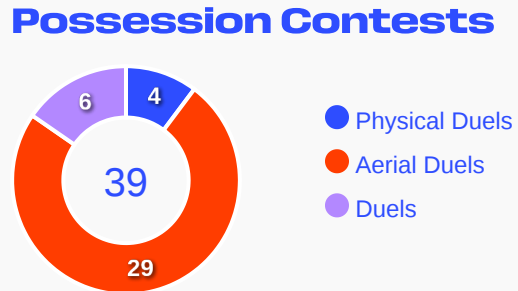
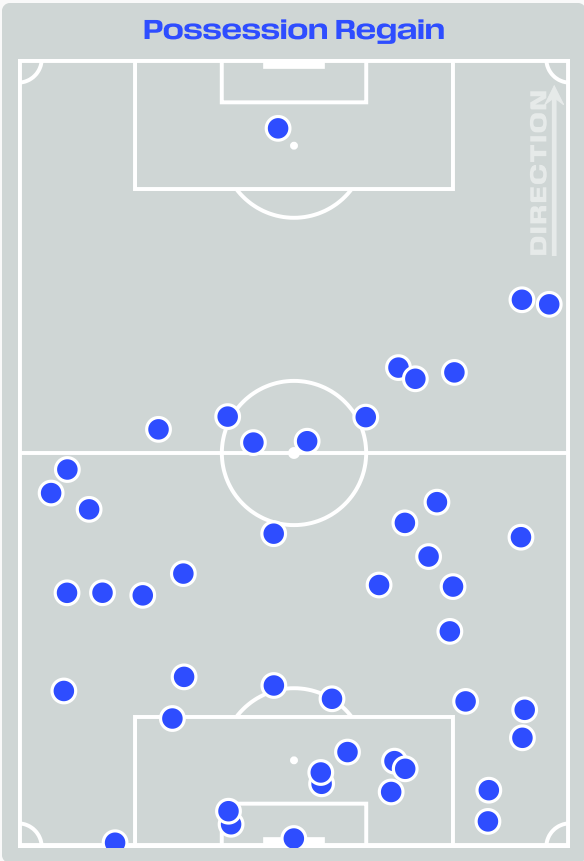
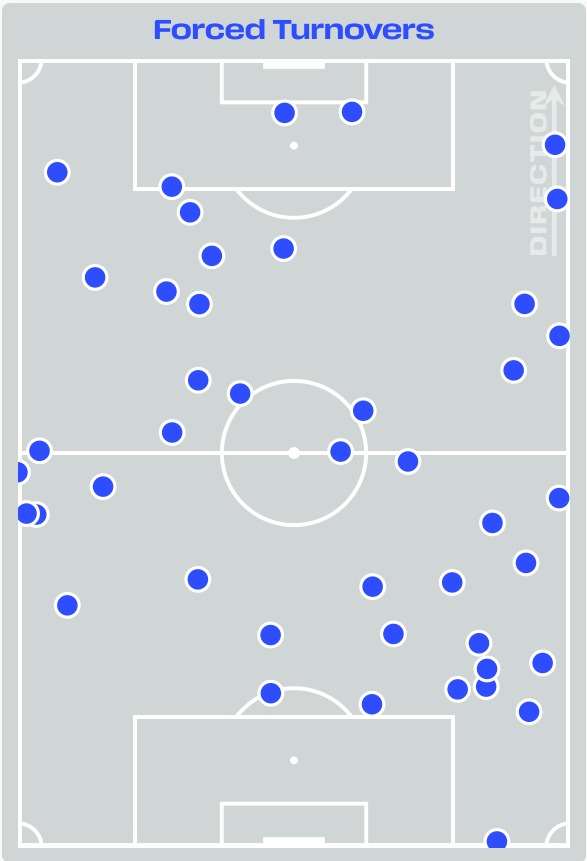
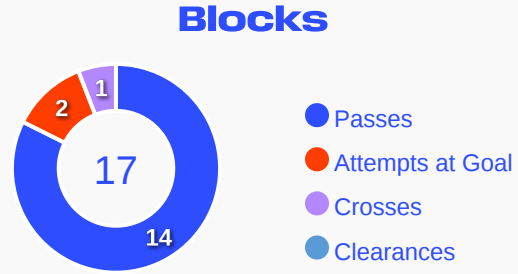
44
Forced Turnovers

37
Possession Regained

13
Interceptions

36
Tackles

5.27
Possession Actions / Defensive Action



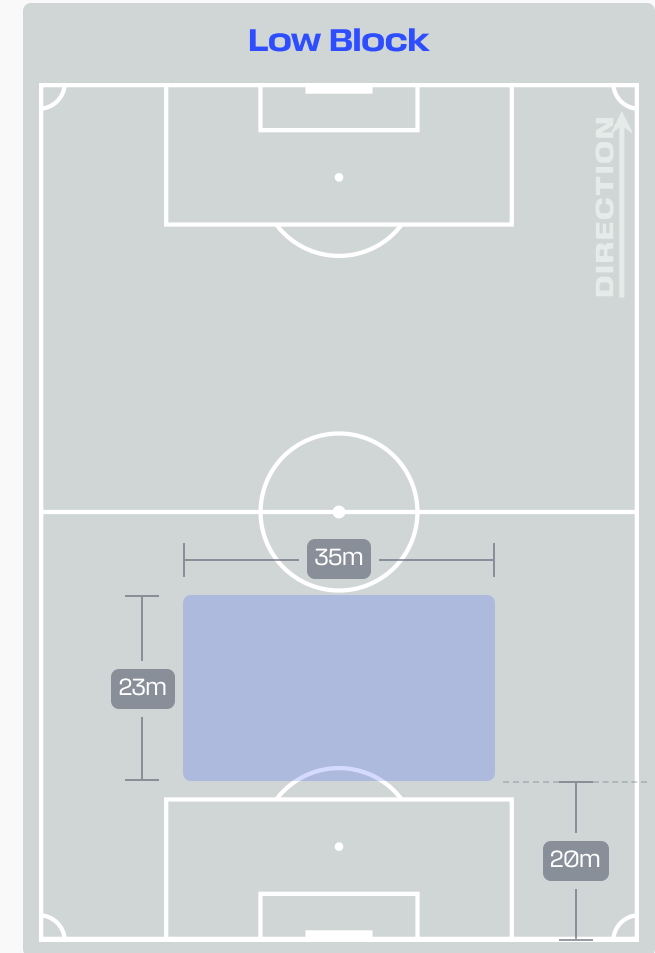
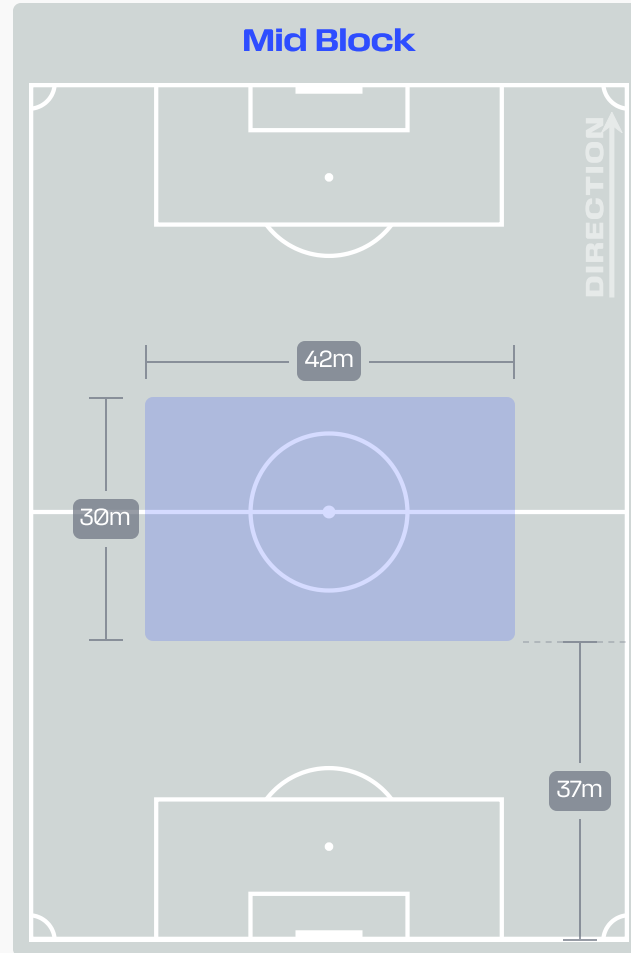
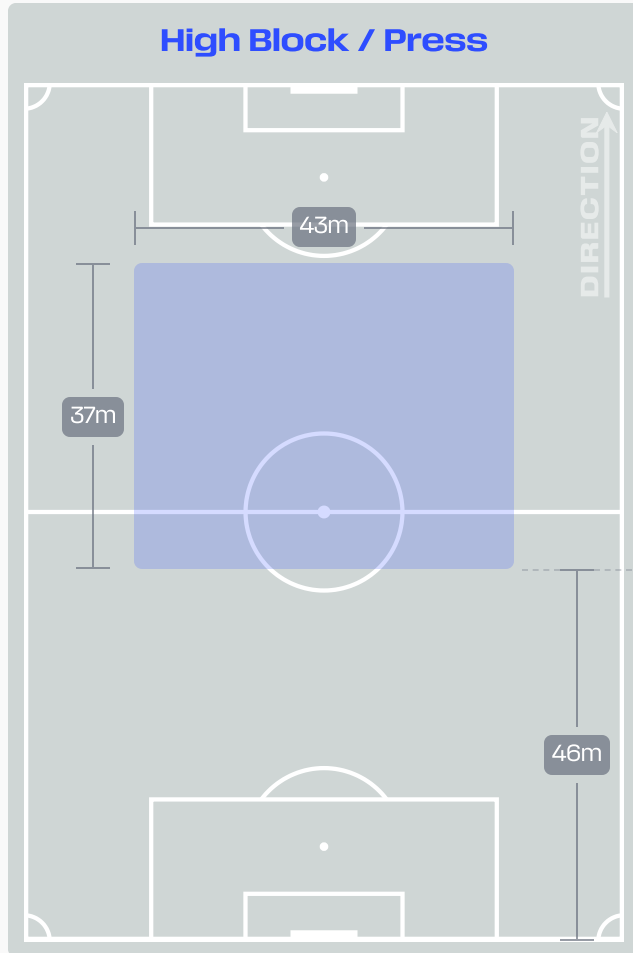
Most Possession Regains

7

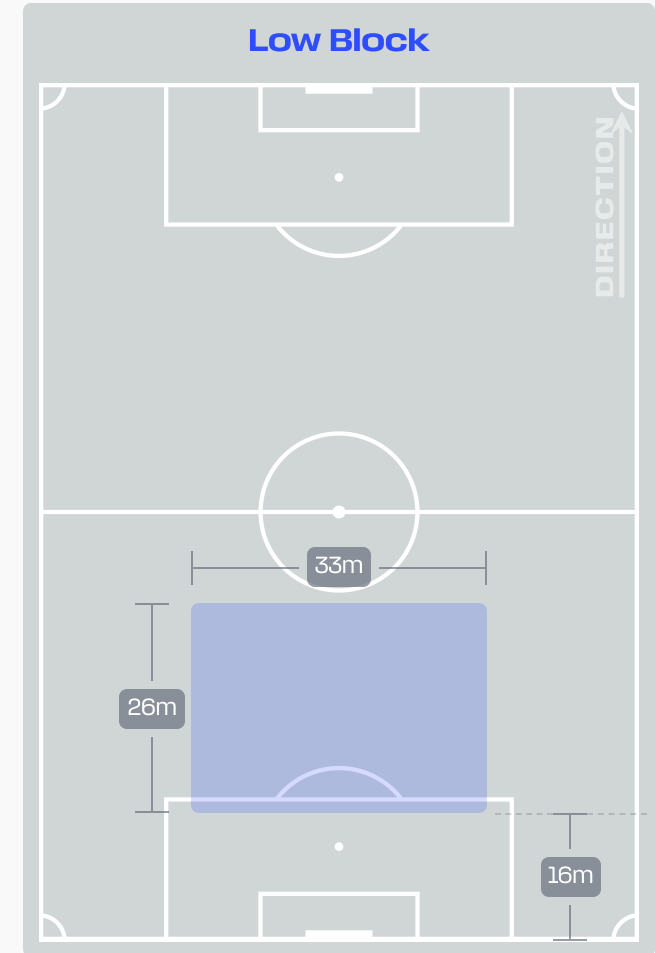
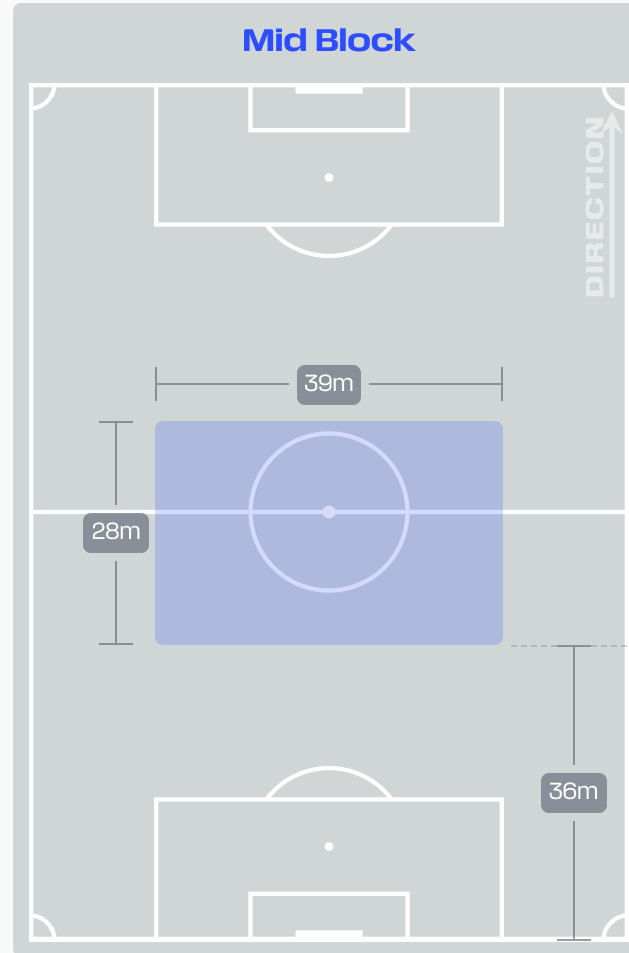
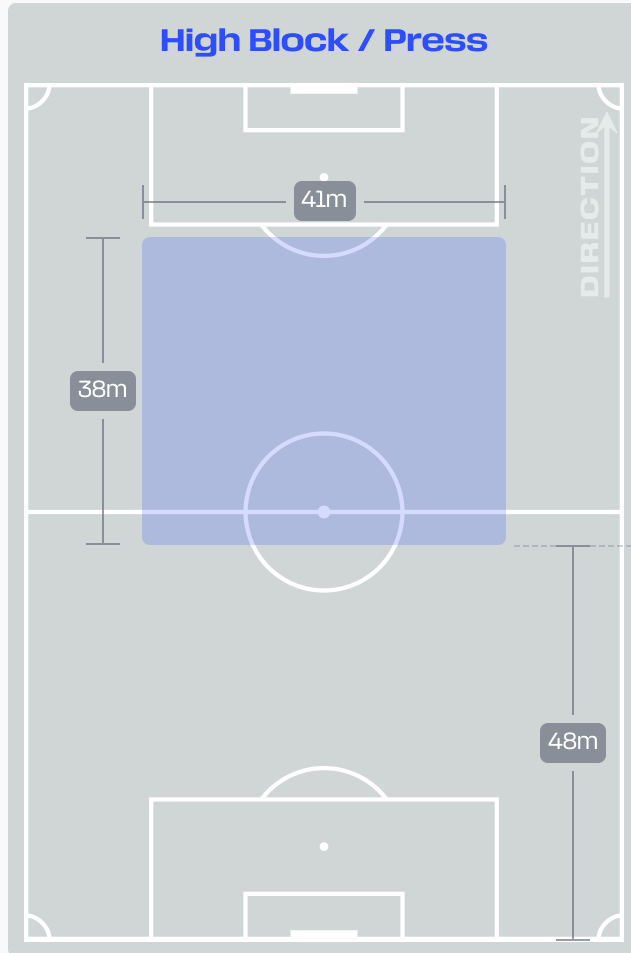
Ime OKON
RIGHT CENTRE BACK

#	Player	Total Possession Regains
1	Ronwen WILLIAMS	3
4	Teboho MOKOENA	6
5	Thalente MBATHA	3
6	Aubrey MODIBA	2
7	Oswin APPOLLIS	1
12	Thapelo MASEKO	1
14	Mbekezeli MBOKAZI	5
15	Iqraam RAYNERS	0
20	Khuliso MUDAU	6
21	Ime OKON	7
23	Jayden ADAMS	0
10	Relebohile MOFOKENG	0
17	Evidence MAKGOPA	2
25	Kamogelo SEBELEBELE	1

Defensive Line Height & Team Length



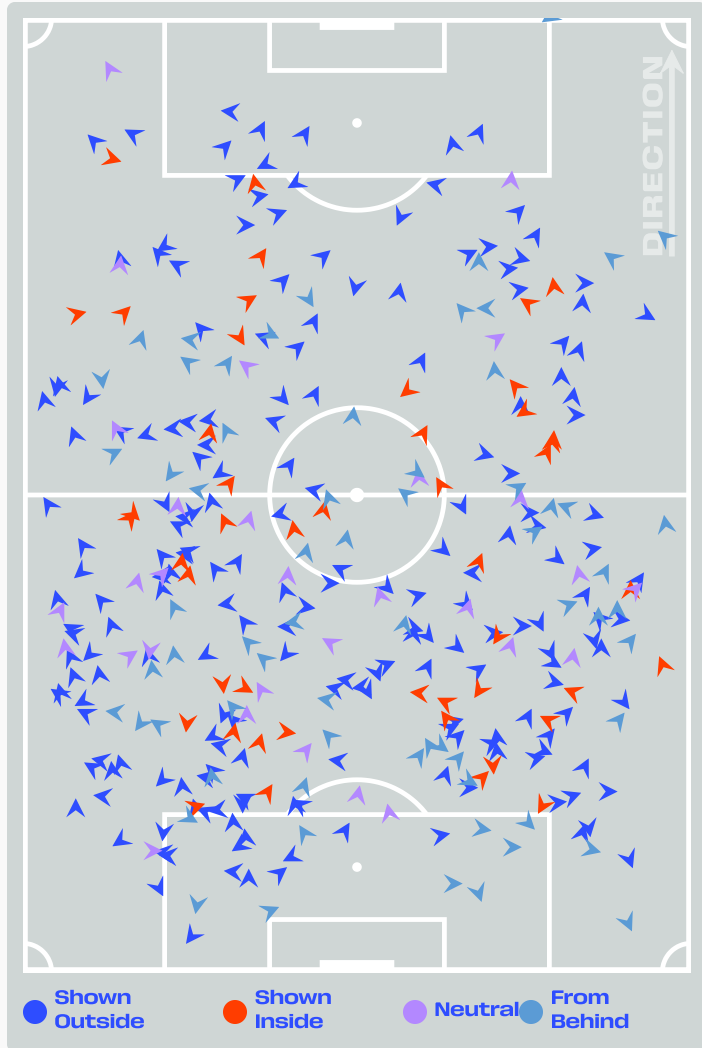
Defensive Line Height & Team Length



Defensive Pressure



Czechia



343	Total Pressures	233
40	Direct Pressures	41
1.61s	Avg Pressure Duration	1.45s
41	Forced Turnovers	44
20.66s	Ball Recovery Time	12.29s
178	Pushing on into Pressing	93
396	Pushing on	209
47	Pressing Direction Inside	44
200	Pressing Direction Outside	117

Most Direct Pressures

7

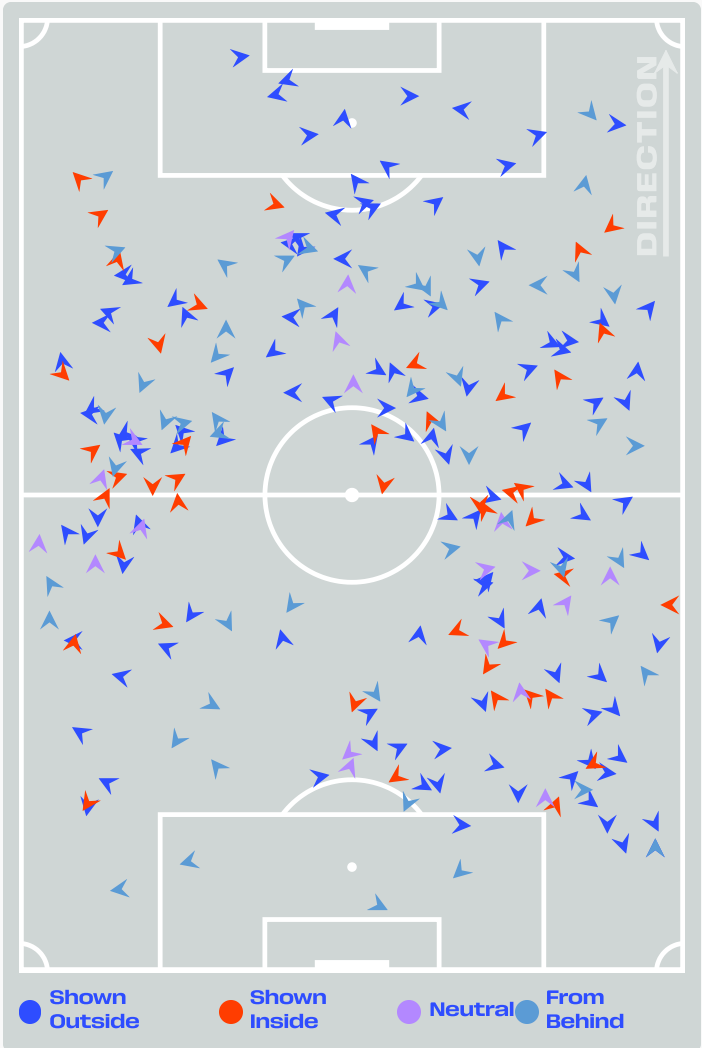
Robin HRANAC
CENTRE BACK

Most Direct Pressures

11

Teboho MOKOENA
CENTRE MIDFIELD

South Africa



GOALKEEPING



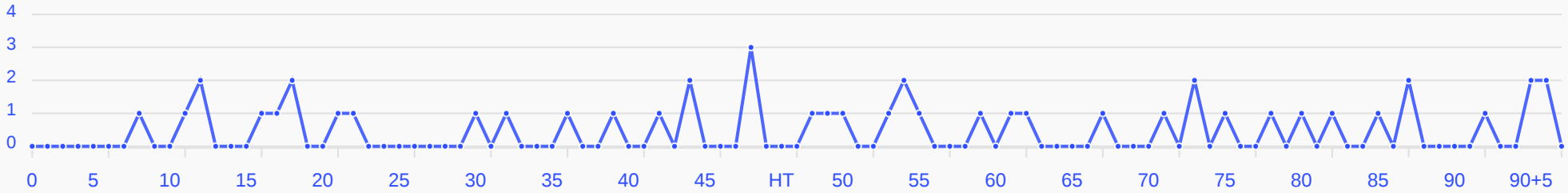
Czechia v South Africa

Goalkeeping Involvement



Czechia

Czechia GK Involvement Timeline



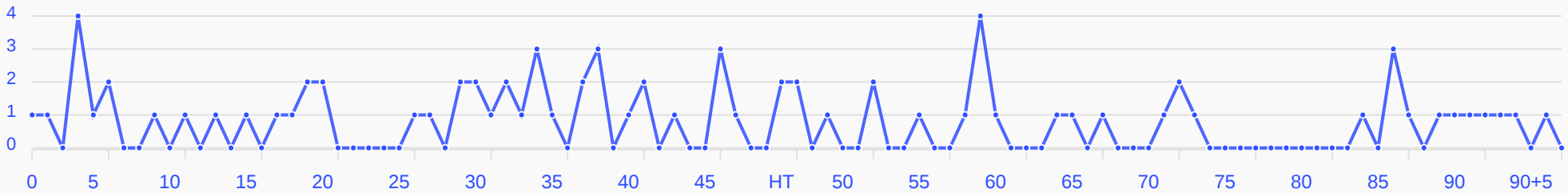
46

Total Involvements



South Africa


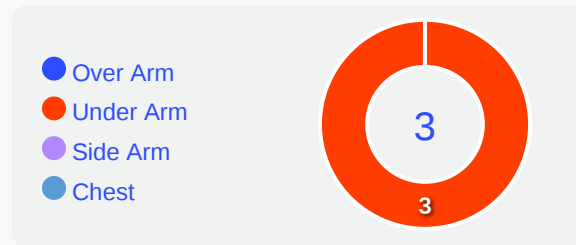
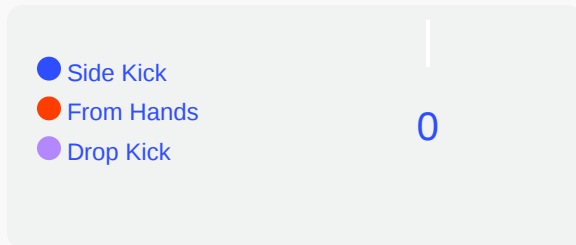
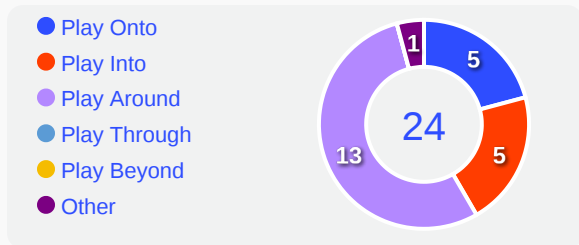
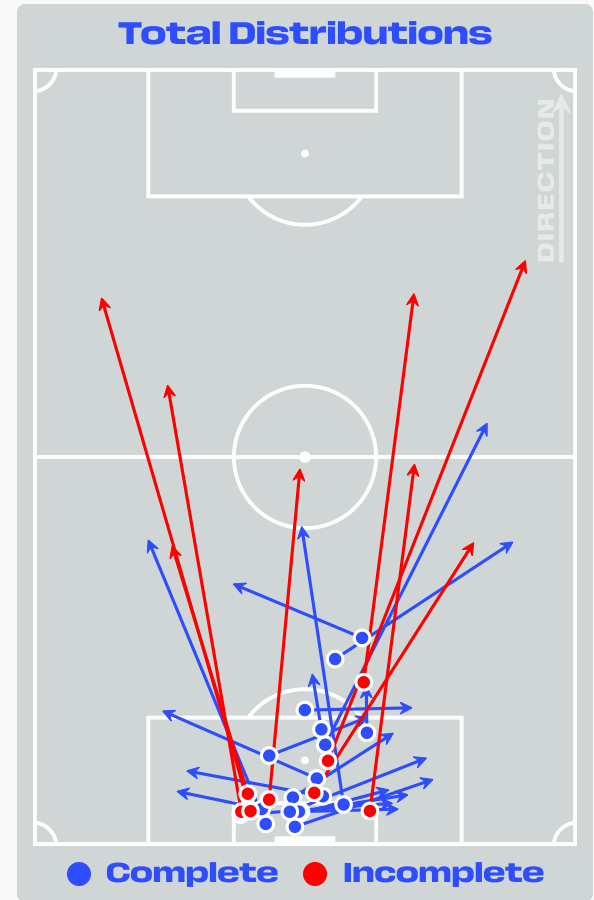
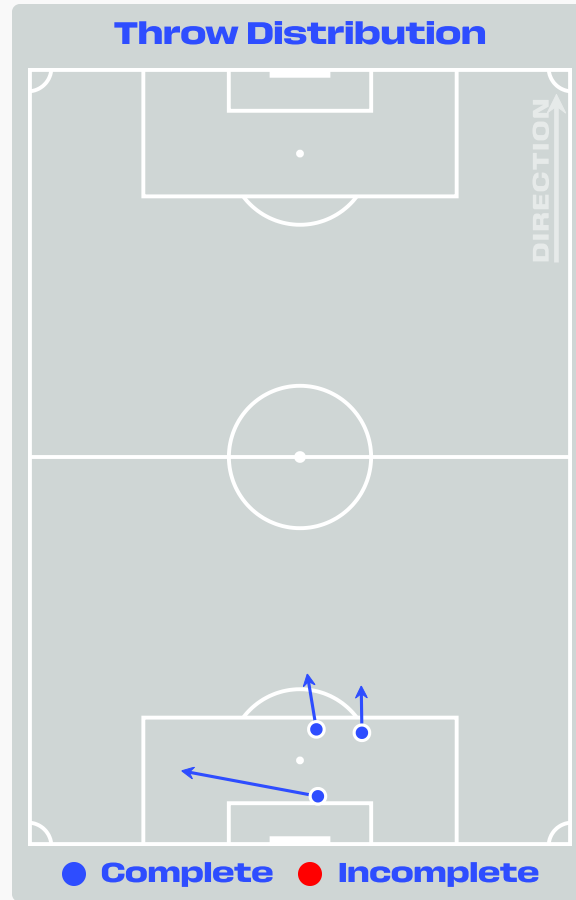
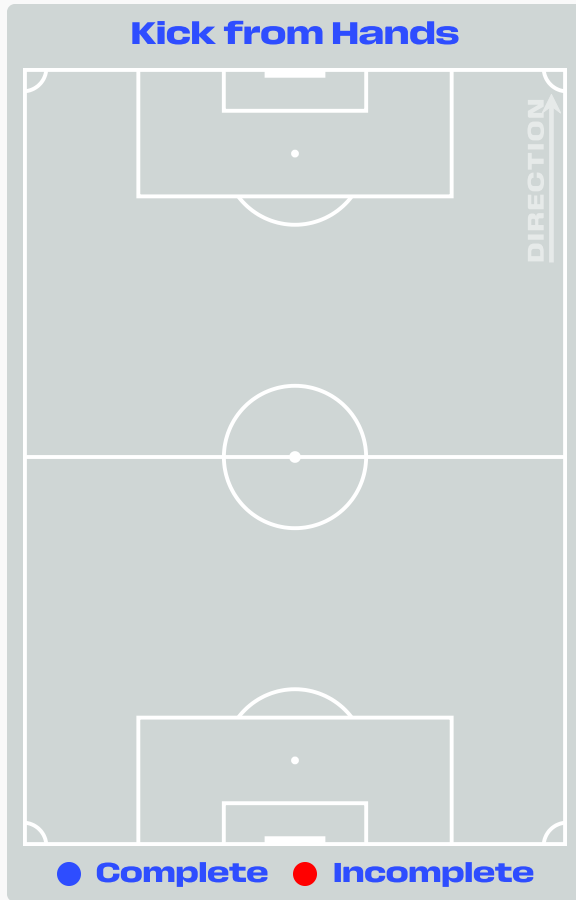
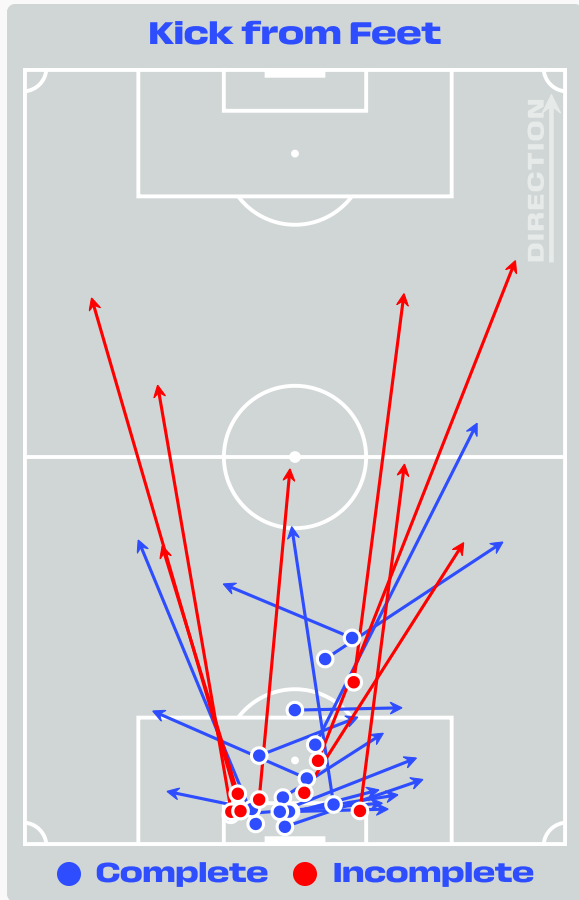
South Africa GK Involvement Timeline




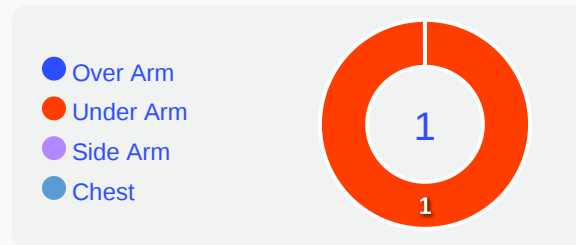

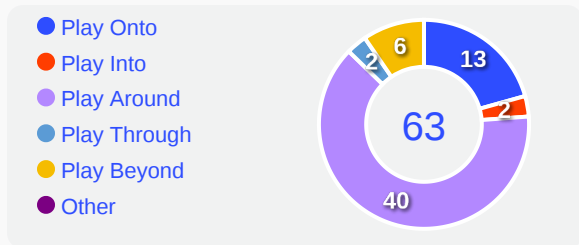
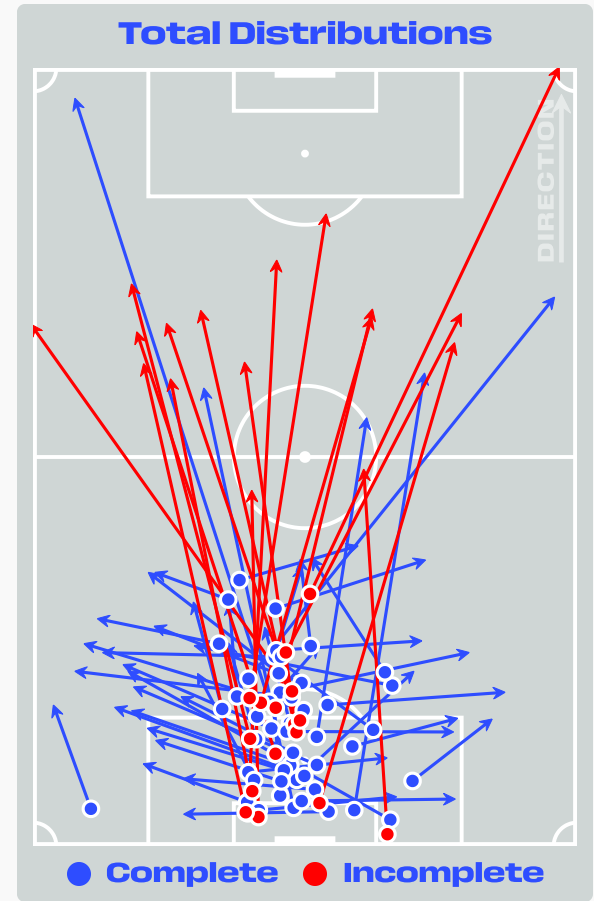
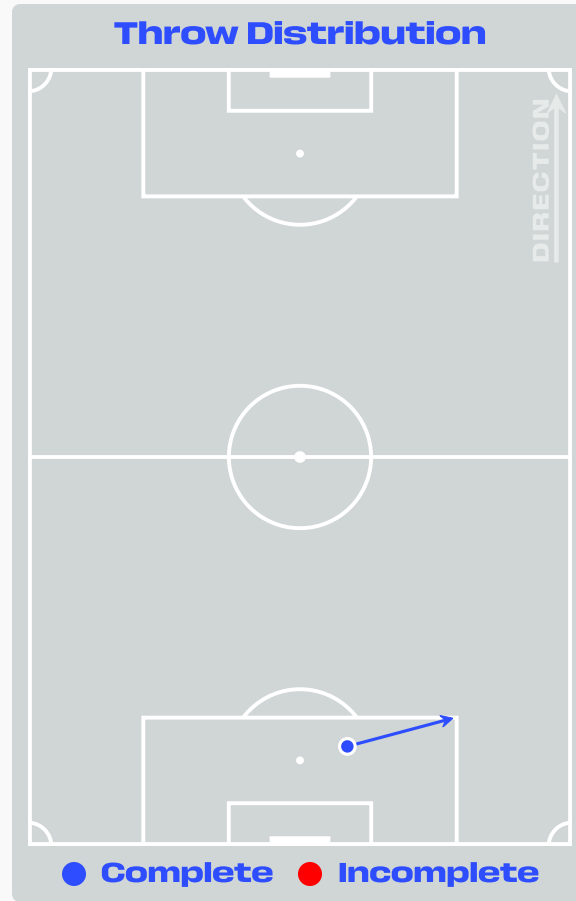
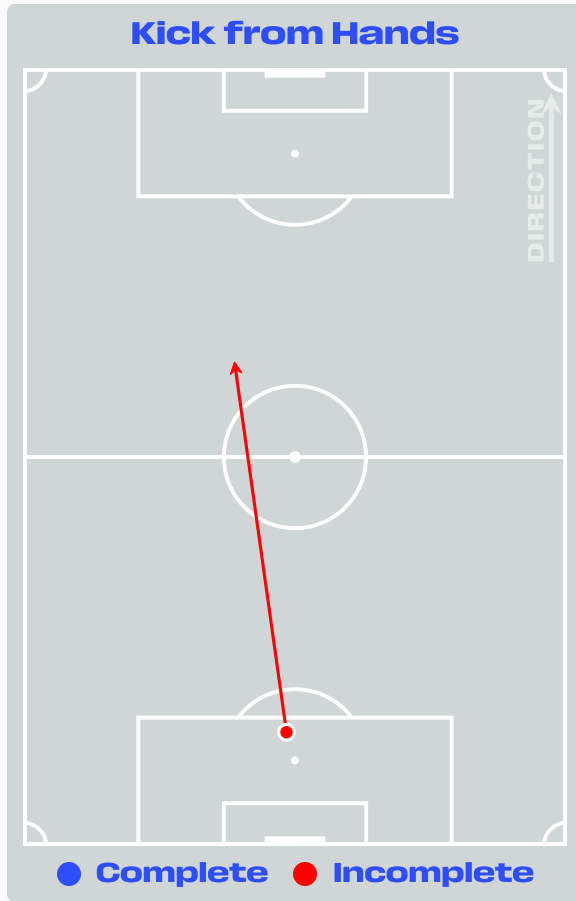
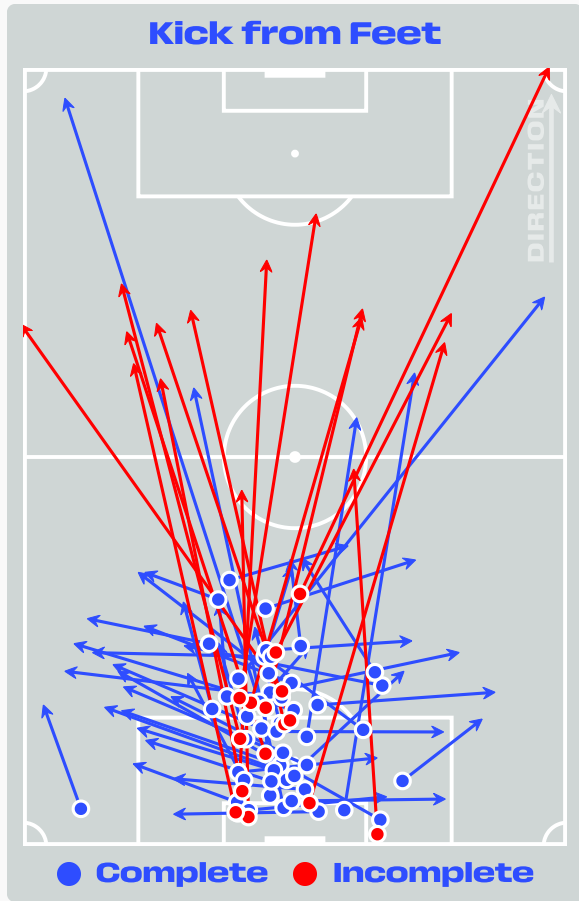
81

Total Involvements

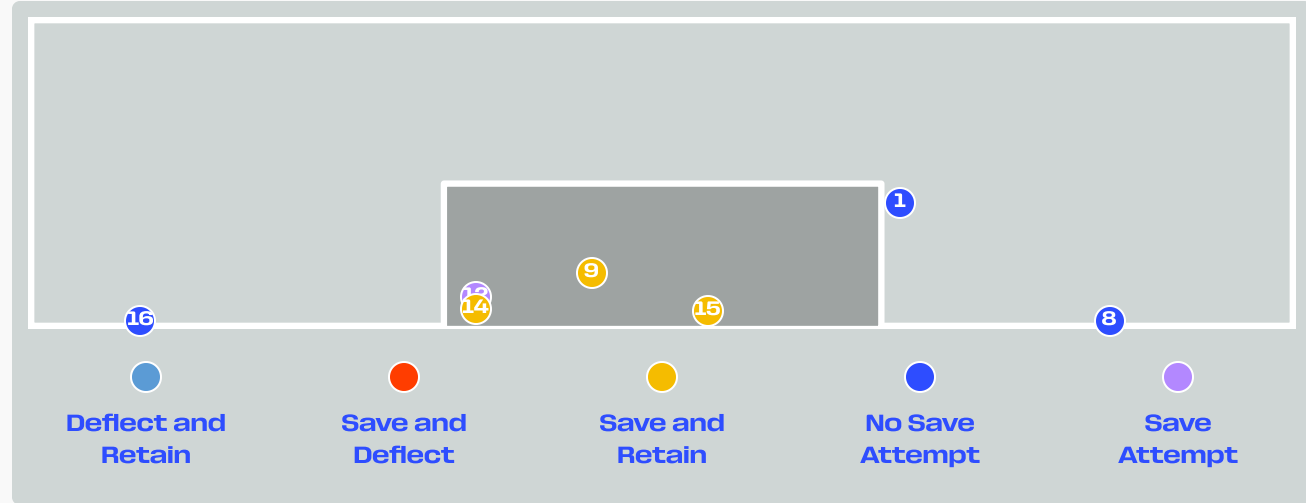
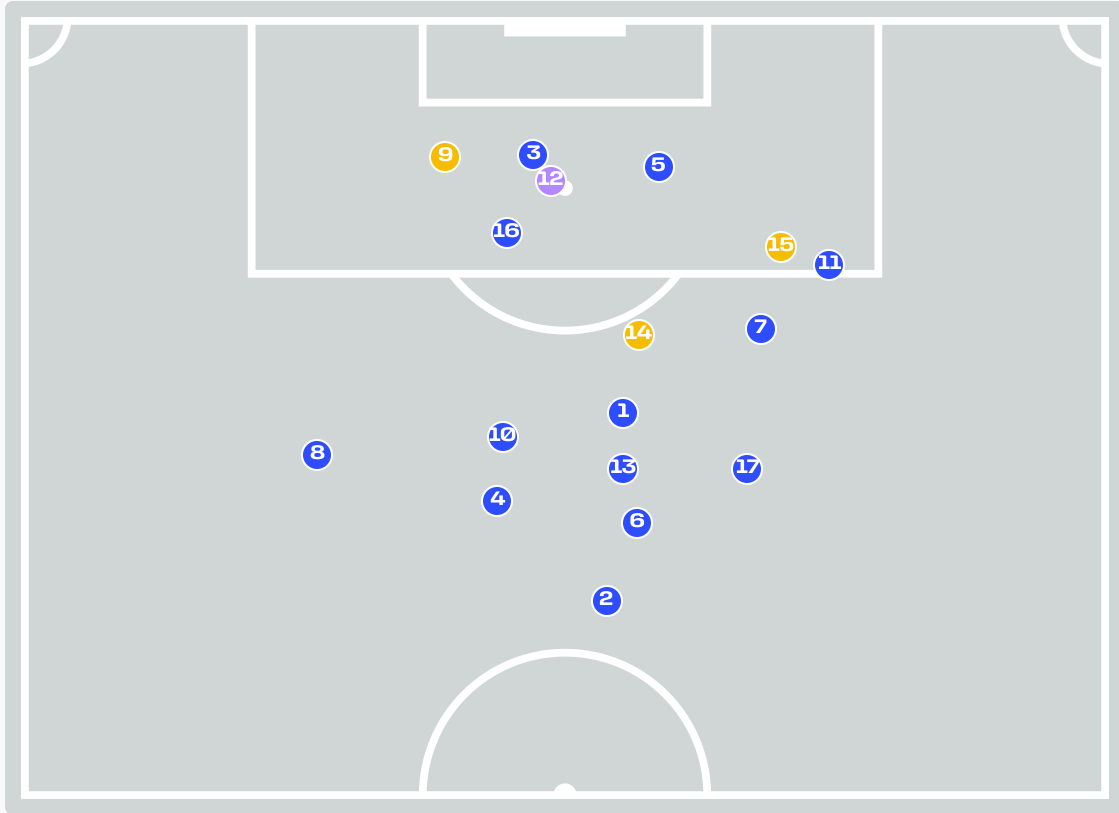
Goalkeeping Distribution



Goalkeeping Distribution

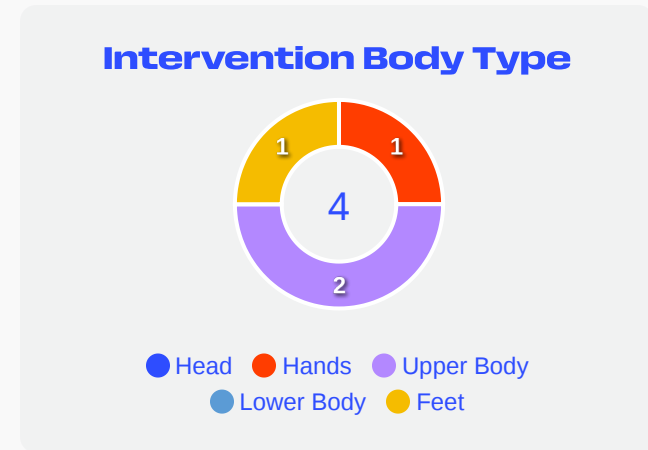
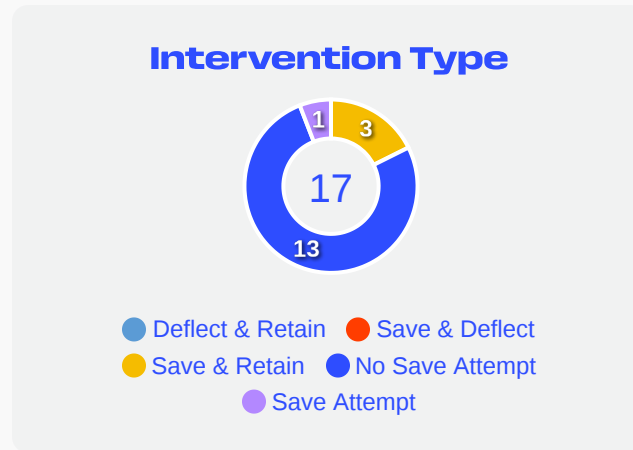


Goal Prevention



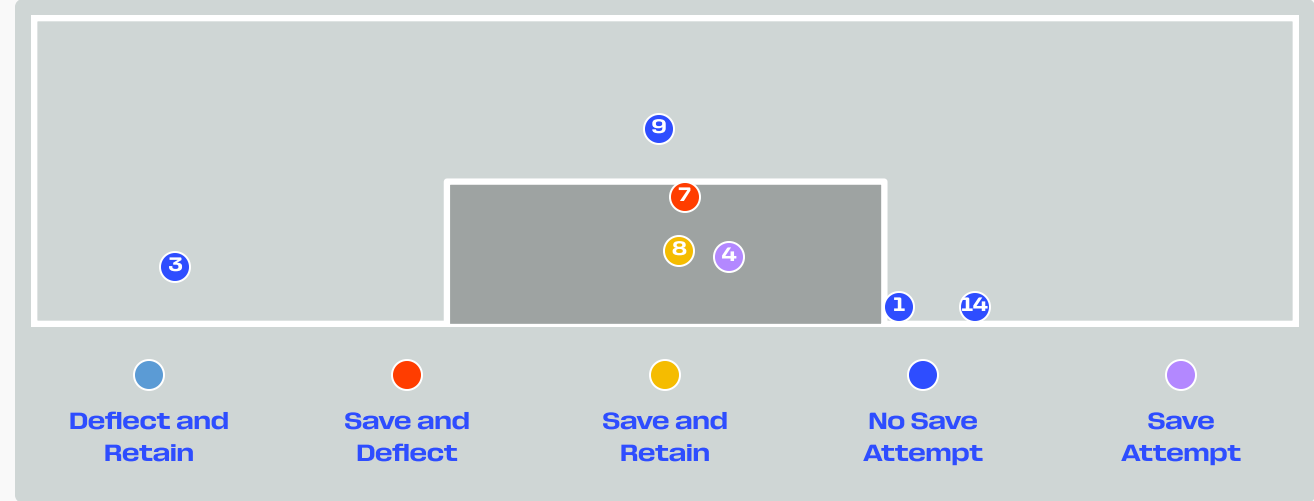
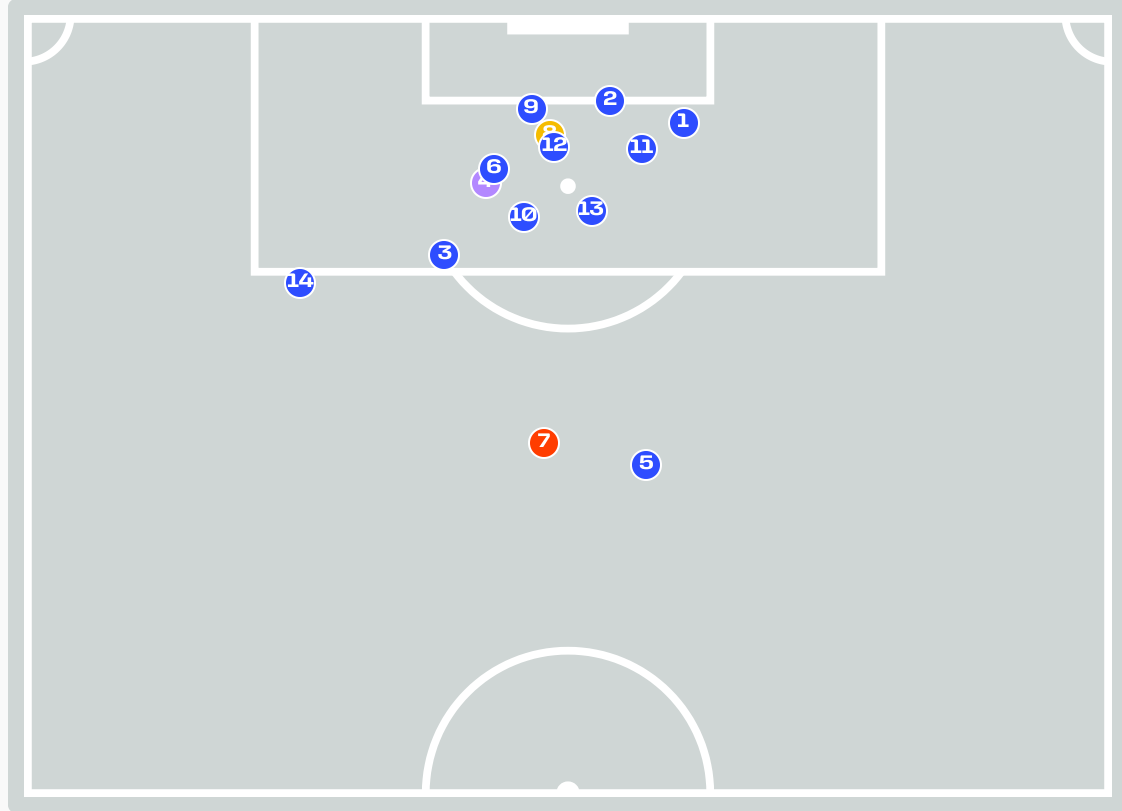
17
Total Attempts on Goal Faced

75
Save %



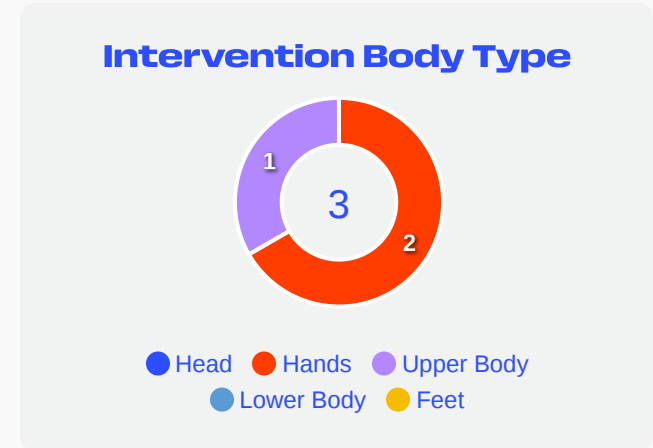
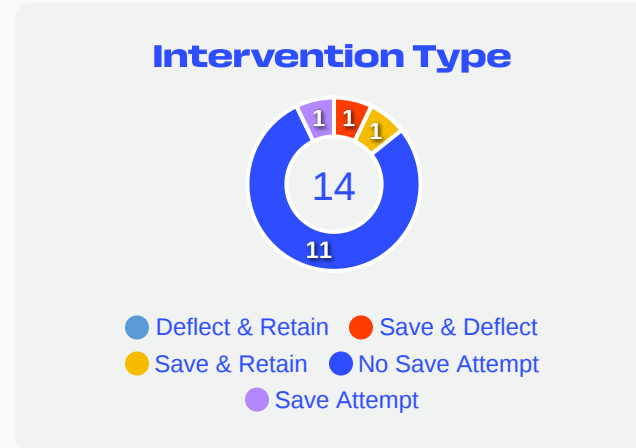
Total Attempts on Goal Faced	Total Goal Interventions	Save & Retain	Deflect & Retain	Save & Deflect	Save Attempt	No Save Attempt
17	3	3	0	0	1	13

Goal Prevention



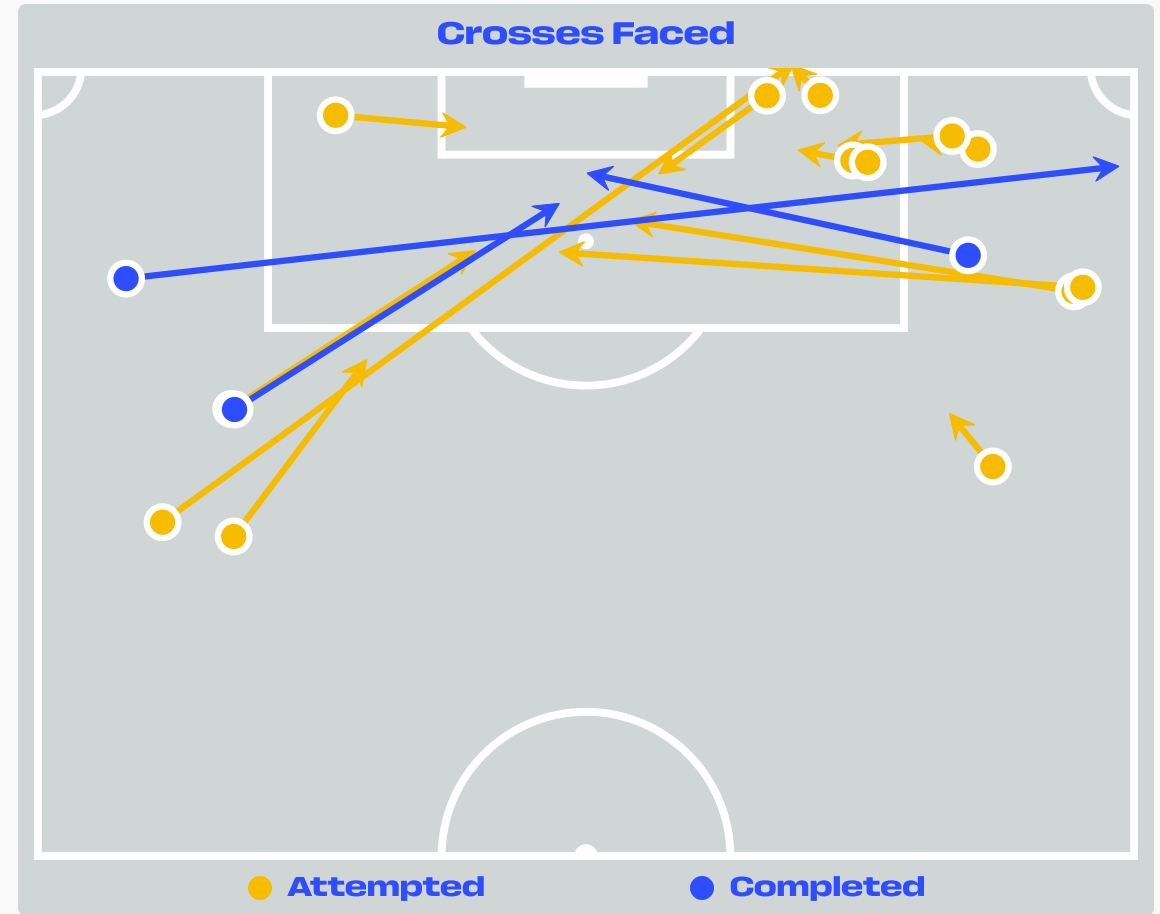



14
Total Attempts on Goal Faced

67
Save %



Total Attempts on Goal Faced	Total Goal Interventions	Save & Retain	Deflect & Retain	Save & Deflect	Save Attempt	No Save Attempt
14	2	1	0	1	1	11

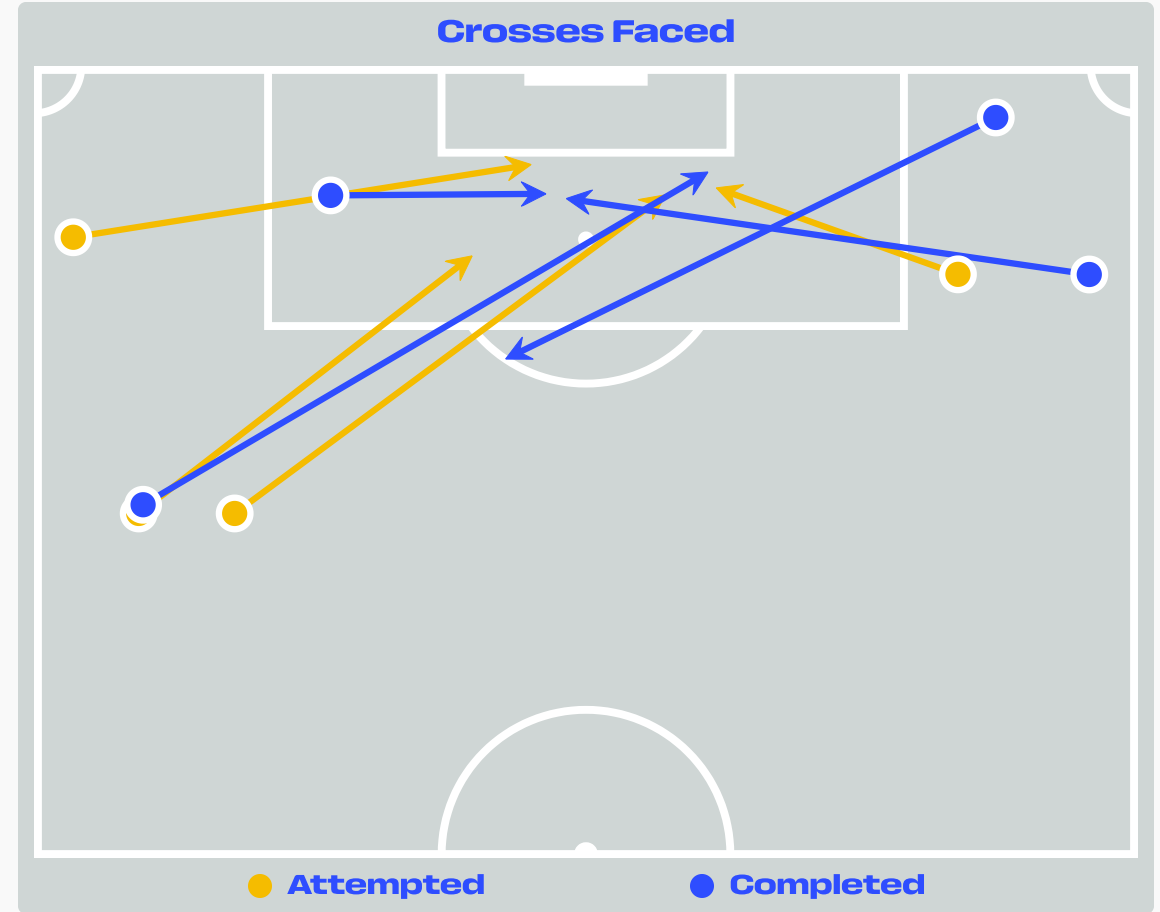


Aerial Control



Delivery Types Faced

Total	In Swing	Out Swing	Driven	Lofted	Cutback	Push
16	2	7	1	1	1	4

Aerial Control



Delivery Types Faced

Total	In Swing	Out Swing	Driven	Lofted	Cutback	Push
15	2	8	1	2	1	1

SET PLAYS



Czechia v South Africa

Set Plays

34

Total Set Plays

13

Total Free Kicks

0

Total Penalties

5

Total Corners

16

Total Throw Ins

Free Kicks

Type	Total
Direct	10
Direct (on target)	0
Direct (off target)	1
Indirect	3

Corners

Delivery Type	From Left Side	From Right Side	Total
Direct to Area	1	4	5
Short	0	0	0
Edge of Penalty Area	0	0	0

Corners

Delivery Style	Total
Inswing	0
Outswing	5
Driven	0
Lofted	0

Set Plays

34
Total Set Plays

13
Total Free Kicks

1
Total Penalties

5
Total Corners

15
Total Throw Ins

Free Kicks	
Type	Total
Direct	11
Direct (on target)	0
Direct (off target)	0
Indirect	2

Corners			
Delivery Type	From Left Side	From Right Side	Total
Direct to Area	0	0	0
Short	1	1	2
Edge of Penalty Area	0	3	3

Corners	
Delivery Style	Total
Inswing	0
Outswing	0
Driven	0
Lofted	0

INDIVIDUAL DATA IN POSSESSION



Czechia v South Africa

In Possession - Distributions



#	Player	Passes Attempted	Passes Completed	Pass Completion %	Switches of Play	Crosses Attempted	Crosses Completed	Line Breaks Attempted	Line Breaks Completed	Line Break Completion %	Ball Progressions	Take Ons	Step Ins	Attempts at Goal	Goals
1	Matej KOVAR	27	19	70%	0	0	0	11	3	27%	0	0	0	0	0
3	Tomas HOLES	33	25	76%	2	0	0	15	10	67%	1	1	0	0	0
4	Robin HRANAC	35	31	89%	0	0	0	8	4	50%	0	0	0	0	0
5	Vladimir COUFAL	33	21	64%	0	6	4	16	11	69%	1	1	0	0	0
7	Ladislav KREJCI	50	47	94%	0	1	1	20	18	90%	1	0	1	4	0
8	Vladimir DARIDA	18	14	78%	0	0	0	7	5	71%	2	2	0	1	0
9	Adam HLOZEK	12	8	67%	0	1	1	2	1	50%	5	4	1	1	0
10	Patrik SCHICK	20	18	90%	0	0	0	3	2	67%	3	3	0	2	0
12	Lukas CERV	24	19	79%	1	0	0	8	5	62%	3	2	1	1	0
18	Michal SADILEK	27	20	74%	1	2	0	11	8	73%	0	0	0	3	1
24	Alexandr SOJKA	24	20	83%	0	3	0	10	7	70%	1	1	0	0	0
2	David ZIMA	7	6	86%	0	0	0	4	4	100%	0	0	0	0	0
15	Pavel SULC	14	11	79%	0	1	1	4	1	25%	1	1	0	0	0
17	Lukas PROVOD	5	4	80%	0	1	1	3	2	67%	2	1	1	1	0
20	Jaroslav ZELENY	13	8	62%	0	0	0	3	2	67%	2	1	1	1	0
22	Tomas SOUCEK	10	8	80%	0	0	0	4	4	100%	0	0	0	0	0

In Possession - Offers & Receptions



			Offer movement types						
#	Player	Total Offers	In Front	In Between	Out to In	In to Out	In Behind	No Movement	Offers Received
1	Matej KOVAR	5	0	0	0	0	0	5	3
3	Tomas HOLES	10	6	0	0	0	1	3	4
4	Robin HRANAC	2	1	0	0	0	0	1	1
5	Vladimir COUFAL	26	2	2	0	0	14	8	2
7	Ladislav KREJCI	8	4	0	0	0	1	3	4
8	Vladimir DARIDA	26	3	9	0	1	7	6	5
9	Adam HLOZEK	23	1	10	0	1	11	0	9
10	Patrik SCHICK	21	0	11	2	1	4	3	7
12	Lukas CERV	26	19	7	0	0	0	0	11
18	Michal SADILEK	32	7	9	0	3	8	5	7
24	Alexandr SOJKA	20	4	1	1	1	3	10	8
2	David ZIMA	2	0	1	0	0	0	1	1
15	Pavel SULC	24	1	7	0	1	9	6	7
17	Lukas PROVOD	16	0	5	1	1	7	2	6
20	Jaroslav ZELENY	9	2	2	0	0	1	4	2
22	Tomas SOUCEK	11	5	5	0	0	1	0	4

In Possession - Distributions



#	Player	Passes Attempted	Passes Completed	Pass Completion %	Switches of Play	Crosses Attempted	Crosses Completed	Line Breaks Attempted	Line Breaks Completed	Line Break Completion %	Ball Progressions	Take Ons	Step Ins	Attempts at Goal	Goals
1	Ronwen WILLIAMS	65	48	74%	1	0	0	23	8	35%	0	0	0	0	0
4	Teboho MOKOENA	98	91	93%	1	0	0	32	29	91%	1	0	1	2	1
5	Thalente MBATHA	33	30	91%	1	2	0	10	7	70%	0	0	0	1	0
6	Aubrey MODIBA	59	50	85%	1	3	2	19	11	58%	2	1	1	3	0
7	Oswin APPOLLIS	40	35	88%	0	4	0	9	7	78%	2	1	1	1	0
12	Thapelo MASEKO	20	18	90%	0	1	0	3	3	100%	7	6	1	3	0
14	Mbekezeli MBOKAZI	62	56	90%	1	0	0	10	6	60%	6	5	1	3	0
15	Iqraam RAYNERS	10	9	90%	0	0	0	2	1	50%	0	0	0	1	0
20	Khuliso MUDAU	60	56	93%	0	4	1	18	18	100%	0	0	0	0	0
21	Ime OKON	86	81	94%	0	0	0	18	14	78%	1	0	1	0	0
23	Jayden ADAMS	20	20	100%	1	0	0	4	4	100%	0	0	0	0	0
10	Relebohile MOFOKENG	21	16	76%	1	1	0	7	6	86%	1	0	1	1	0
17	Evidence MAKGOPA	5	4	80%	0	0	0	0	0	0%	0	0	0	2	0
25	Kamogelo SEBELEBELE	5	4	80%	0	1	0	1	0	0%	0	0	0	0	0

In Possession - Offers & Receptions



			Offer movement types						
#	Player	Total Offers	In Front	In Between	Out to In	In to Out	In Behind	No Movement	Offers Received
1	Ronwen WILLIAMS	23	0	0	0	0	0	23	17
4	Teboho MOKOENA	71	43	7	1	1	3	16	38
5	Thalente MBATHA	48	25	12	1	1	8	1	13
6	Aubrey MODIBA	46	14	2	1	0	12	17	13
7	Oswin APPOLLIS	119	17	19	10	4	45	24	30
12	Thapelo MASEKO	39	5	7	0	1	19	7	11
14	Mbekezeli MBOKAZI	7	1	0	0	0	0	6	3
15	Iqraam RAYNERS	27	0	4	0	0	21	2	7
20	Khuliso MUDAU	21	2	0	0	1	13	5	4
21	Ime OKON	19	1	2	0	0	0	16	7
23	Jayden ADAMS	19	8	8	0	1	2	0	5
10	Relebohile MOFOKENG	23	3	9	0	3	7	1	8
17	Evidence MAKGOPA	5	1	2	0	0	2	0	2
25	Kamogelo SEBELEBELE	5	1	0	1	0	2	1	3

INDIVIDUAL DATA OUT OF POSSESSION



Czechia v South Africa

Out of Possession



#	Player	Tackles Made / Won	Blocks	Interceptions	Pressing Direct	Pressing Indirect	Duels Won - Aerial	Duels Won - Physical	Possession Contests won	Clearances	Loose Ball Receptions	Pushing On	Pushing On into Pressing	Possession Regains	Possession Interrupted
1	Matej KOVAR	0 / 0	0	0	0	0	0	0	0	0	1	0	0	3	0
3	Tomas HOLES	0 / 0	5	2	2	20	0	0	1	2	5	38	9	6	3
4	Robin HRANAC	3 / 0	3	1	7	9	3	0	3	5	4	19	8	4	5
5	Vladimir COUFAL	4 / 0	0	2	5	17	0	0	0	1	6	27	14	2	1
7	Ladislav KREJCI	6 / 2	3	2	4	6	7	2	9	2	4	15	6	10	2
8	Vladimir DARIDA	1 / 0	4	0	1	33	0	0	0	2	4	36	10	3	3
9	Adam HLOZEK	1 / 0	2	0	3	47	1	0	1	0	1	30	16	0	1
10	Patrik SCHICK	4 / 1	0	0	2	40	1	0	2	0	8	39	30	2	0
12	Lukas CERV	1 / 1	3	0	5	10	0	0	0	4	3	29	11	5	3
18	Michal SADILEK	1 / 0	1	1	1	32	0	0	0	0	6	55	22	2	1
24	Alexandr SOJKA	0 / 0	2	1	2	22	1	0	1	3	6	42	18	2	1
2	David ZIMA	0 / 0	2	0	1	3	2	0	2	0	1	6	3	2	1
15	Pavel SULC	1 / 0	2	1	1	26	1	0	1	1	3	16	10	3	1
17	Lukas PROVOD	2 / 1	1	0	0	14	0	1	1	0	1	8	4	1	1
20	Jaroslav ZELENY	1 / 0	1	0	2	13	0	0	0	0	3	24	12	0	1
22	Tomas SOUCEK	2 / 1	1	0	4	11	0	0	0	0	1	12	5	1	1

Out of Possession



#	Player	Tackles Made / Won	Blocks	Interceptions	Pressing Direct	Pressing Indirect	Duels Won - Aerial	Duels Won - Physical	Possession Contests won	Clearances	Loose Ball Receptions	Pushing On	Pushing On into Pressing	Possession Regains	Possession Interrupted
1	Ronwen WILLIAMS	0 / 0	0	0	0	0	0	0	0	0	1	0	0	3	0
4	Teboho MOKOENA	5 / 2	4	2	11	17	0	0	0	3	12	23	8	6	3
5	Thalente MBATHA	6 / 1	4	0	5	23	1	0	2	2	3	10	4	3	5
6	Aubrey MODIBA	6 / 2	3	0	4	9	0	0	1	3	8	16	4	2	6
7	Oswin APPOLLIS	1 / 1	2	0	2	31	0	0	0	0	2	26	16	1	0
12	Thapelo MASEKO	2 / 0	0	2	5	20	0	0	0	0	3	18	11	1	2
14	Mbekezeli MBOKAZI	4 / 1	0	3	3	4	4	0	4	7	7	14	3	5	5
15	Iqraam RAYNERS	0 / 0	0	0	0	30	1	1	2	0	2	26	16	0	0
20	Khuliso MUDAU	3 / 1	1	3	4	14	0	0	1	0	6	21	11	6	1
21	Ime OKON	0 / 0	1	2	3	6	3	0	3	4	10	15	5	7	3
23	Jayden ADAMS	2 / 0	1	0	1	6	0	0	0	1	1	13	3	0	1
10	Relebohile MOFOKENG	2 / 0	1	0	2	21	0	0	0	0	3	16	8	0	1
17	Evidence MAKGOPA	3 / 1	1	1	1	7	2	0	2	0	1	9	4	2	0
25	Kamogelo SEBELEBELE	2 / 1	0	0	0	4	0	0	0	1	1	2	0	1	1

INDIVIDUAL DATA PHYSICAL



Czechia v South Africa

Physical Data



#	Player	Total Distance (m)	Zone 1: 0-7 km/h (m)	Zone 2: 7-15 km/h (m)	Zone 3: 15-20 km/h (m)	Zone 4: 20-25 km/h (m)	Zone 5: 25+ km/h (m)	High Speed Runs (Zone 3)	Sprints (Zone 4 & 5)	Top Speed (km/h)
1	Matej KOVAR	4632.1	3673.9	929.4	28.8	0	0	3.0	0	17.6
3	Tomas HOLES	10661.3	3616.1	4876.2	1583.7	480.1	105.2	130.0	38.0	31.3
4	Robin HRANAC	10093.3	3981.3	4338.6	1261.5	400.4	111.5	106.0	35.0	32.0
5	Vladimir COUFAL	11827.4	3768.5	5110.5	2043.1	701.2	204.1	165.0	56.0	30.5
7	Ladislav KREJCI	10908.0	4040.9	4799.4	1532.8	450.2	84.6	127.0	28.0	29.8
8	Vladimir DARIDA	7507.5	1986.0	3176.5	1477.1	676.8	191.1	135.0	49.0	29.5
9	Adam HLOZEK	8309.8	2696.5	3556.9	1267.1	535.3	254.0	122.0	49.0	31.7
10	Patrik SCHICK	11347.2	3589.1	5893.5	1376.8	416.8	71.0	115.0	33.0	29.0
12	Lukas CERV	8924.0	2751.0	4559.7	1231.0	360.4	21.9	88.0	26.0	26.7
18	Michal SADILEK	8936.0	2299.9	4158.4	1642.4	637.5	197.8	140.0	52.0	29.5
24	Alexandr SOJKA	7449.9	2219.5	2950.3	1437.1	698.4	144.6	126.0	48.0	29.2
2	David ZIMA	2311.5	787.3	1062.9	349.4	111.8	0	23.0	9.0	24.6
15	Pavel SULC	4808.7	1558.5	1874.0	873.2	339.9	163.1	84.0	27.0	32.1
17	Lukas PROVOD	3602.8	942.9	1489.6	811.0	274.5	84.8	57.0	21.0	30.7
20	Jaroslav ZELENY	4633.9	1612.6	1939.9	692.9	314.2	74.2	66.0	20.0	29.2
22	Tomas SOUCEK	3640.1	921.1	1654.8	775.4	251.2	37.6	68.0	17.0	26.9

Physical Data



#	Player	Total Distance (m)	Zone 1: 0-7 km/h (m)	Zone 2: 7-15 km/h (m)	Zone 3: 15-20 km/h (m)	Zone 4: 20-25 km/h (m)	Zone 5: 25+ km/h (m)	High Speed Runs (Zone 3)	Sprints (Zone 4 & 5)	Top Speed (km/h)
1	Ronwen WILLIAMS	5596.2	4204.5	1227.2	123.5	41.0	0	9.0	3.0	24.3
4	Teboho MOKOENA	10523.7	3520.6	4748.2	1631.7	482.8	140.4	135.0	38.0	31.3
5	Thalente MBATHA	11135.5	3794.2	4751.4	1796.0	515.7	278.2	159.0	47.0	31.1
6	Aubrey MODIBA	10348.5	3944.7	4211.4	1563.2	544.5	84.7	142.0	37.0	29.1
7	Oswin APPOLLIS	11066.8	3530.7	4982.4	1712.8	685.7	155.2	145.0	62.0	32.2
12	Thapelo MASEKO	9209.1	3320.1	3864.1	1212.9	619.1	192.9	109.0	52.0	32.4
14	Mbekezeli MBOKAZI	8919.1	3598.2	3732.0	1006.3	364.1	218.4	89.0	34.0	32.7
15	Iqraam RAYNERS	7369.7	3107.4	2551.3	860.9	528.4	321.7	68.0	45.0	32.9
20	Khuliso MUDAU	10551.4	3499.2	4664.1	1385.1	608.6	394.4	115.0	46.0	32.8
21	Ime OKON	10261.0	3799.4	4045.6	1545.2	638.7	232.0	141.0	55.0	31.5
23	Jayden ADAMS	5460.8	1963.9	2398.0	809.4	243.6	45.9	73.0	19.0	28.6
10	Relebohile MOFOKENG	6568.0	1619.8	3260.4	1255.8	302.8	129.1	102.0	23.0	30.0
17	Evidence MAKGOPA	3253.8	1212.9	1246.2	529.8	174.7	90.2	43.0	14.0	28.6
25	Kamogelo SEBELEBELE	1742.9	415.8	777.8	358.9	126.0	64.5	27.0	11.0	28.3

