



Portugal 1 - 1 Congo DR

Group K - Match 23

17 June 2026

12:00 Kick Off

Houston Stadium

POST MATCH SUMMARY REPORT

Match Summary - Teams



Portugal

1 - 1

Congo DR

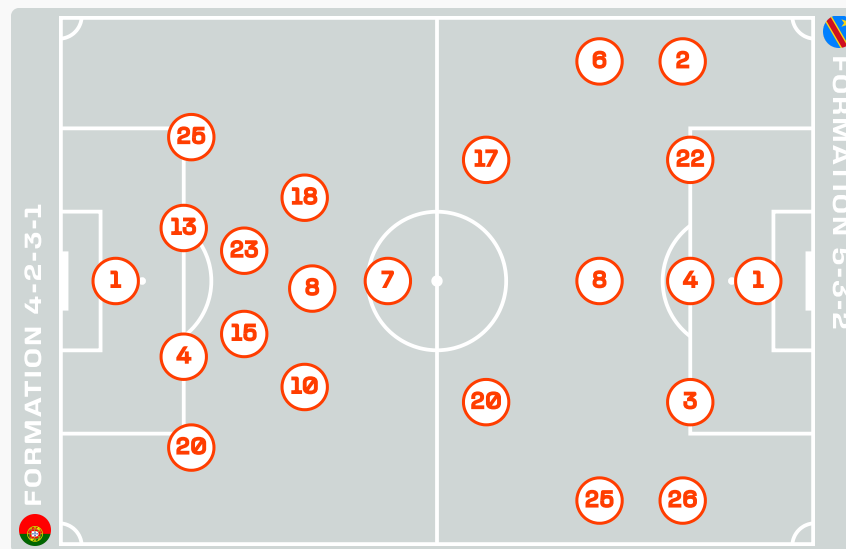


STARTING

- 1 GK **DIOGO COSTA**
- 4 DF **TOMAS ARAUJO** 92'
- 7 FW **CRISTIANO RONALDO**
- 8 MF **BRUNO FERNANDES**
- 10 MF **BERNARDO SILVA** 13' ↓ 45'
- 13 DF **RENATO VEIGA**
- 15 MF **JOAO NEVES** 6'
- 18 FW **PEDRO NETO** ↓ 72'
- 20 DF **JOAO CANCELO**
- 23 MF **VITINHA** ↓ 83'
- 25 DF **NUNO MENDES** ↓ 72'

SUBSTITUTES

- 12 GK **JOSE SA**
- 22 GK **RUI SILVA**
- 2 DF **NELSON SEMEDO** ↑ 72' 88'
- 3 DF **RUBEN DIAS**
- 5 DF **DIOGO DALOT**
- 6 MF **MATHEUS NUNES**
- 9 FW **GONCALO RAMOS** ↑ 83'
- 11 FW **JOAO FELIX**
- 14 DF **GONCALO INACIO**
- 16 FW **FRANCISCO TRINCAO**
- 17 FW **RAFAEL LEAO** ↑ 72'
- 19 FW **GONCALO GUEDES**
- 21 MF **RUBEN NEVES**
- 24 DF **SAMU COSTA**
- 26 FW **FRANCISCO CONCEICAO** ↑ 45'



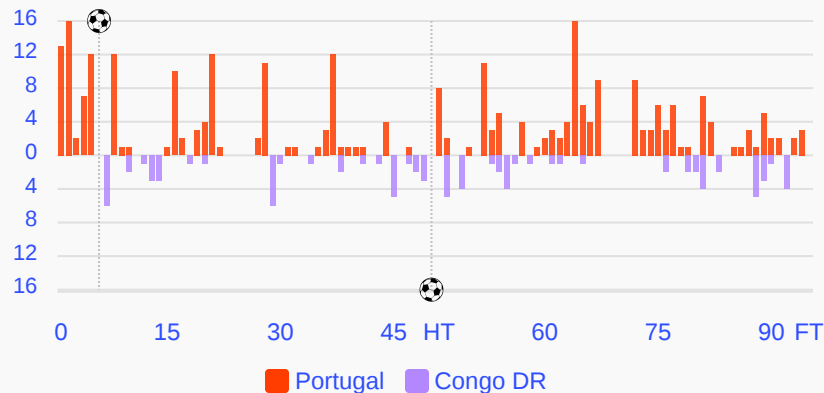
STARTING

- Lionel MPASI GK 1
- ↓ 85' Aaron WAN-BISSAKA DF 2
- Steve KAPUADI DF 3
- Axel TUANZEBE DF 4
- ↓ 57' Ngalayel MUKAU MF 6
- Samuel MOUTOUSSAMY MF 8
- ↓ 85' Cedric BAKAMBU FW 17
- 45+5' Yoane WISSA FW20
- 32' Chancel MBEMBA DF 22
- ↓ 75' Edo KAYEMBE MF 25
- ↓ 75' Arthur MASUAKU DF 26

SUBSTITUTES

- Timothy FAVULU GK 16
- Matthieu EPOLO GK 21
- Dylan BATUBINSIKA DF 5
- Nathanael MBUKU MF 7
- Brian CIPENGA FW 9
- Theo BONGONDA MF 10
- Gael KAKUTA FW 11
- ↑ 75' Joris KAYEMBE DF 12
- Meschack ELIA FW 13
- ↑ 57' Noah SADIKI MF 14
- Aaron TSHIBOLA MF 15
- ↑ 75' Charles PICKEL MF 18
- Fiston MAVELE FW 19
- ↑ 85' Simon BANZA FW23
- ↑ 85' Gedeon KALULU DF 24

Distribution in the Final Third



Match Summary - Key Statistics



Portugal

1 — **1**

Congo DR



Possession

Total



Total

1

Goals

1

0.57

xG (Expected Goals)

0.54

7 (1)

Attempts at Goal (On Target)

8 (2)

804 (740)

Total Passes (Complete)

268 (214)

92 %

Pass Completion %

80 %

146

Completed Line Breaks

60

18

Defensive Line Breaks

4

222

Receptions in the Final Third

62

23

Crosses

10

27

Ball Progressions

24

183 (24)

Defensive Pressures Applied (Direct Pressures)

407 (41)

29

Forced Turnovers

42

70

Second Balls

46

109.8 km

Total Distance Covered

112.4 km

5.7 km

Zone 4 - Low Speed Sprinting: 20-25 km/h

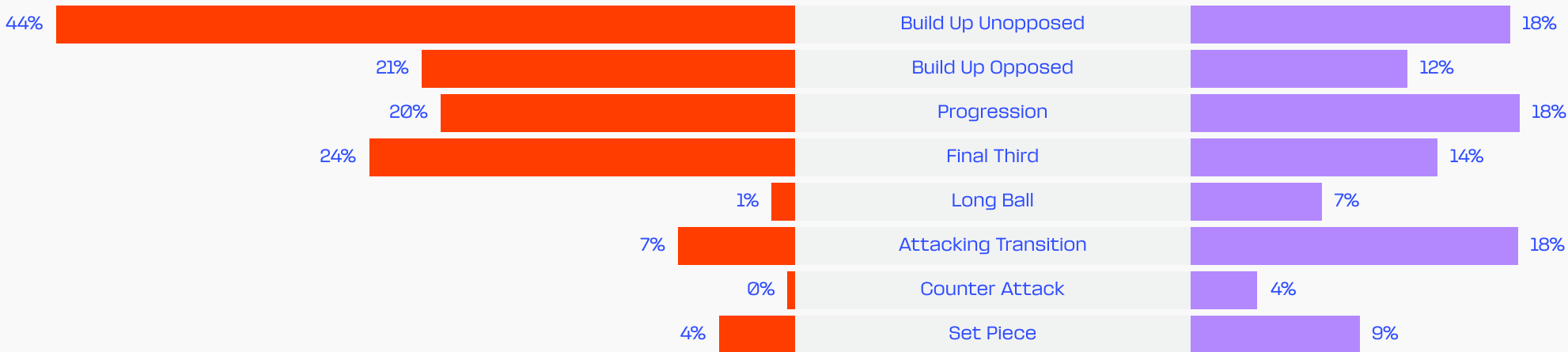
6 km



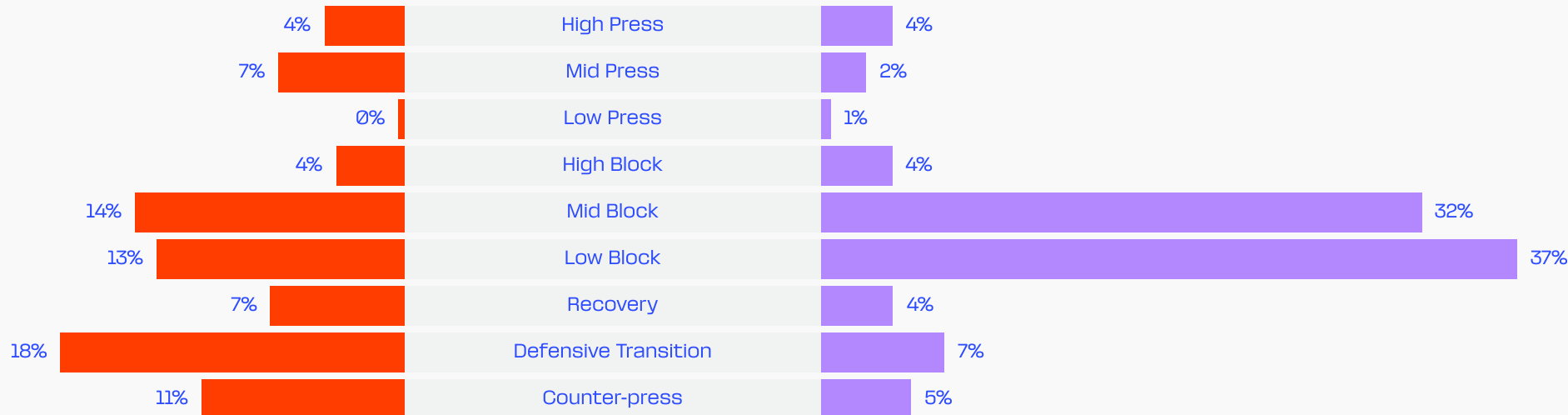
Phases of Play



IN POSSESSION



OUT OF POSSESSION

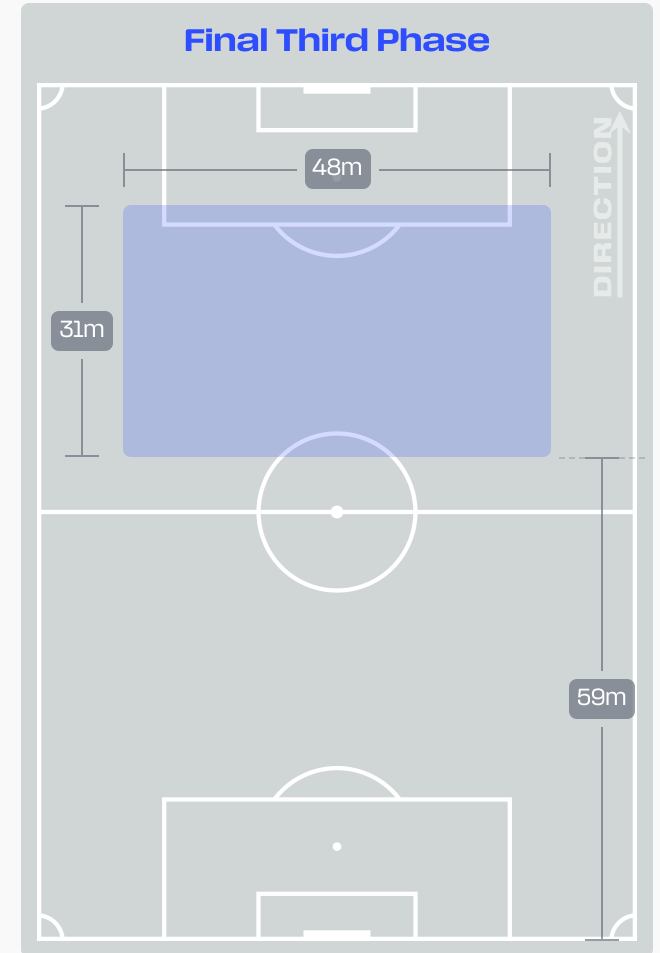
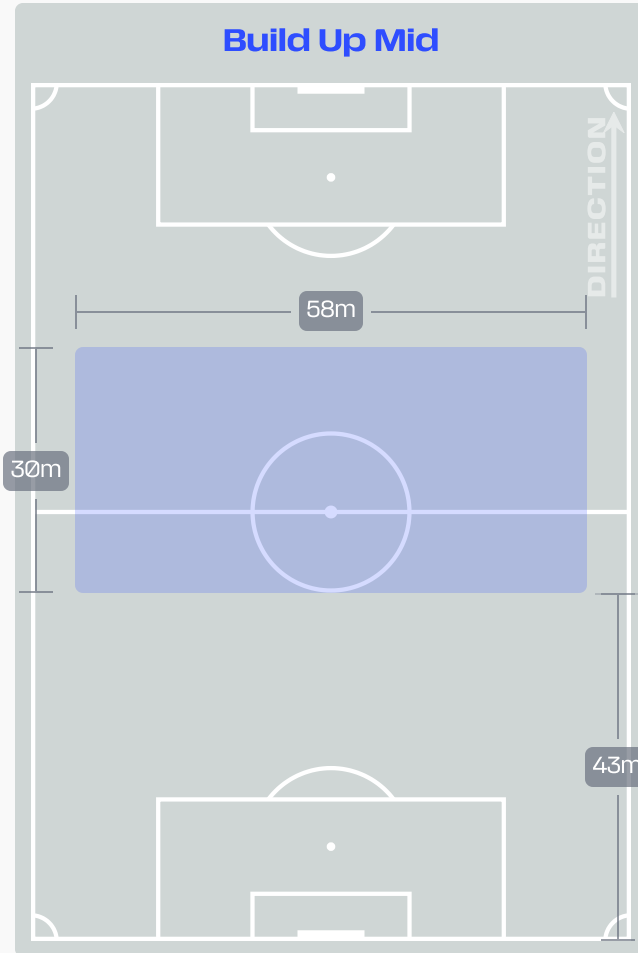
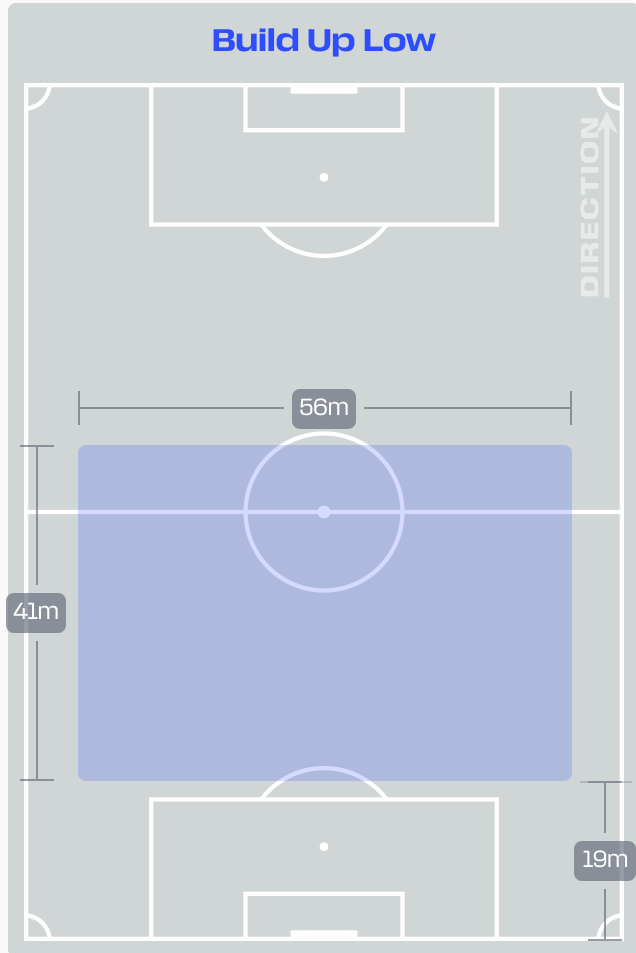


IN POSSESSION

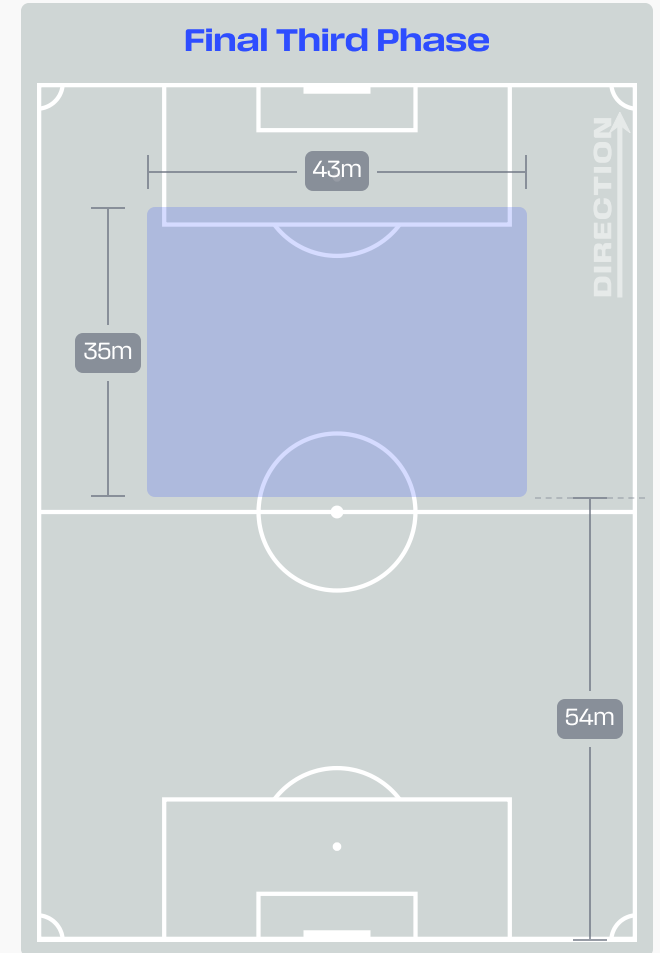
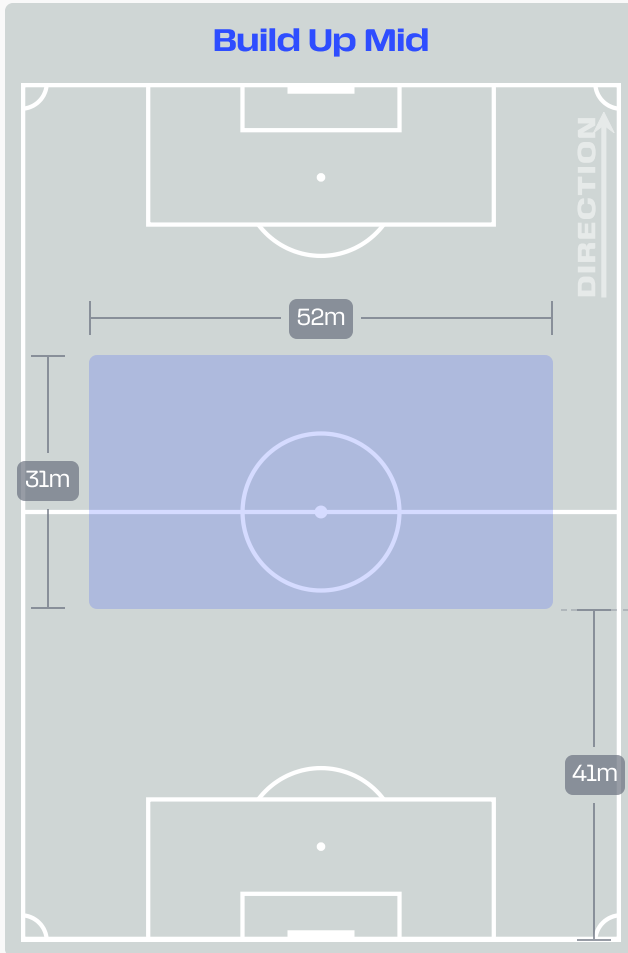
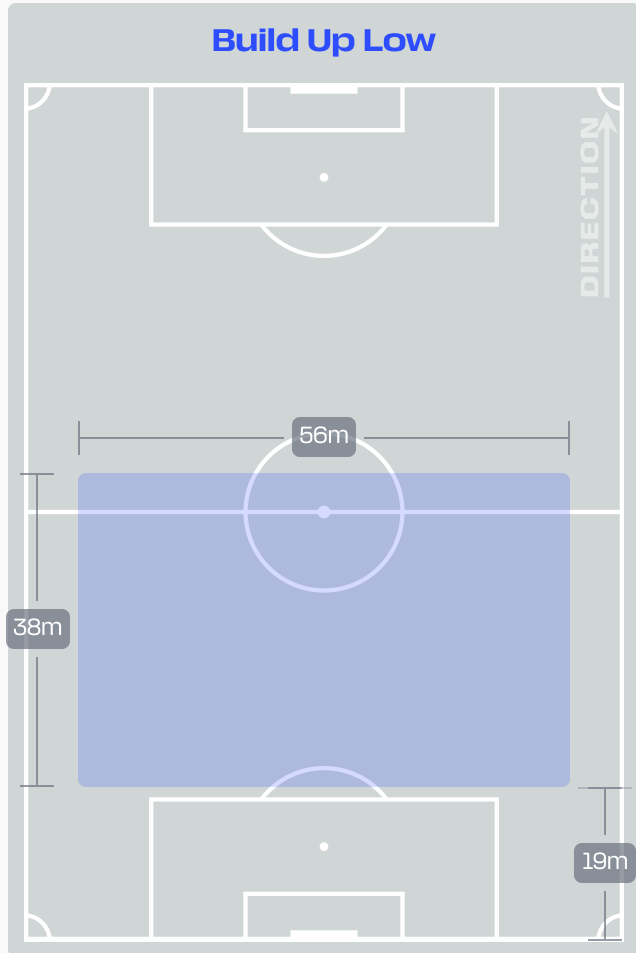


Portugal v Congo DR

In Possession Line Height & Team Length



In Possession Line Height & Team Length



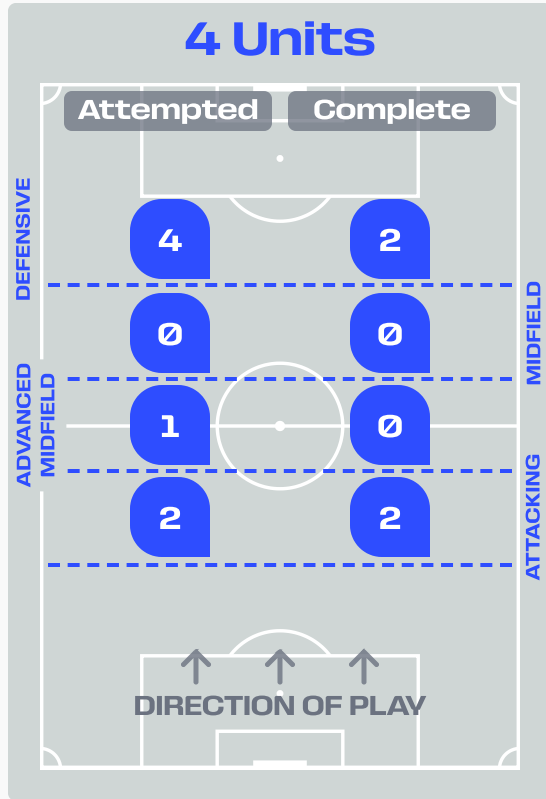
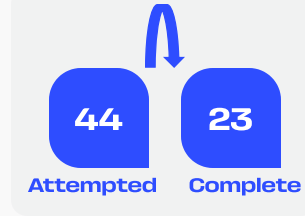
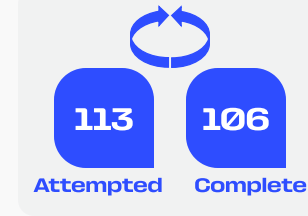
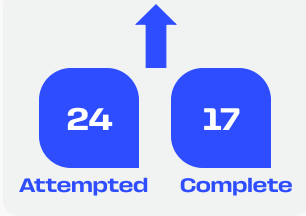
Line Breaks



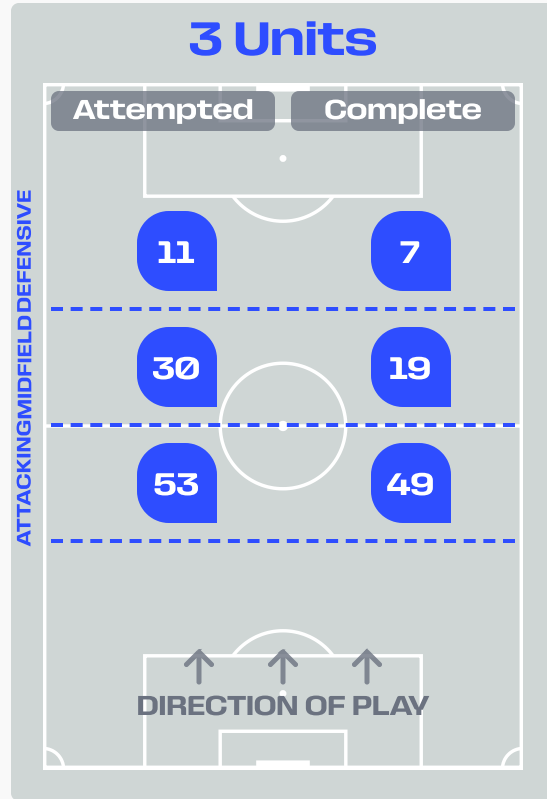
Portugal

Attempted Line Breaks

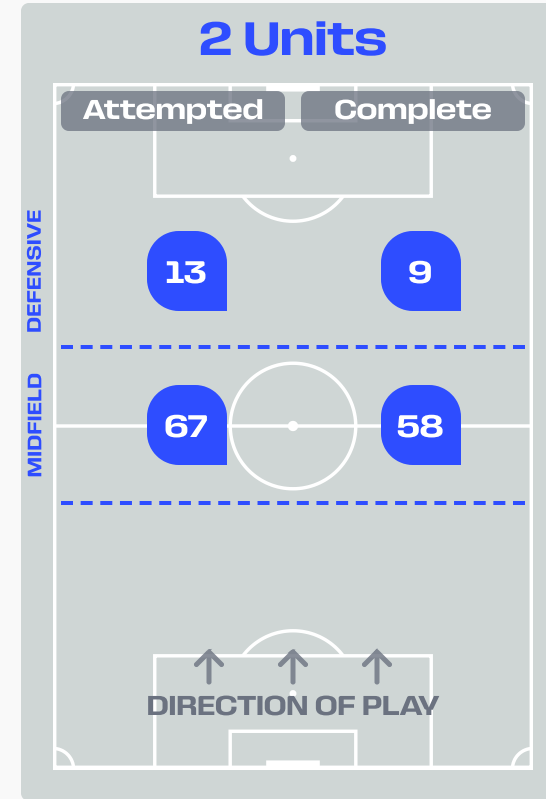
181



Attempted Line Breaks	7
Inside Shape	3
Outside Shape	4



Attempted Line Breaks	94
Inside Shape	29
Outside Shape	65



Attempted Line Breaks	80
Inside Shape	26
Outside Shape	54

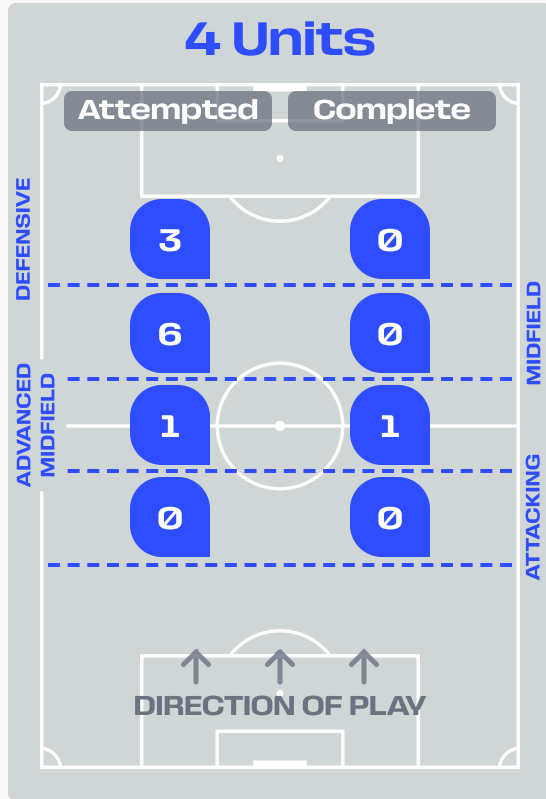
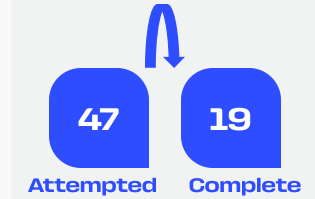
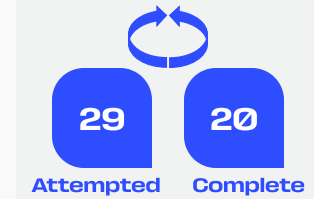
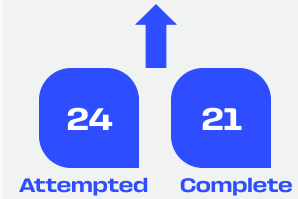
Line Breaks



Congo DR

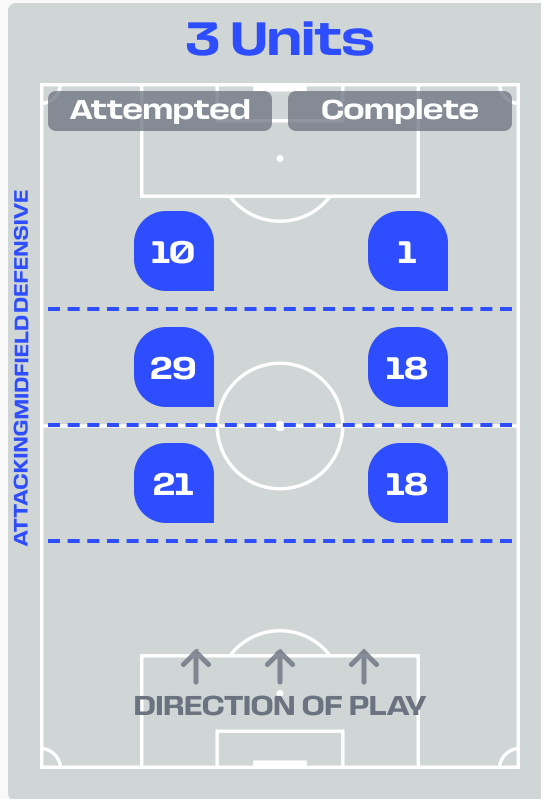
Attempted Line Breaks

100



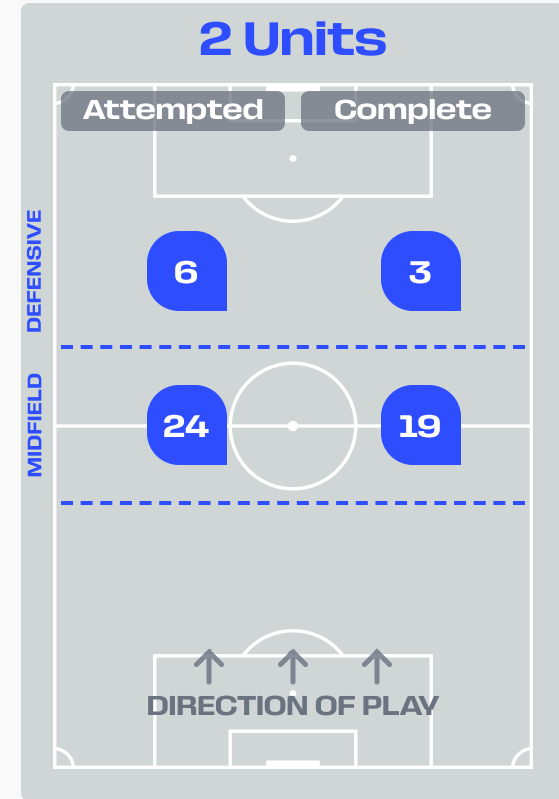
Attempted Line Breaks 10

Inside Shape 9
Outside Shape 1



Attempted Line Breaks 60

Inside Shape 40
Outside Shape 20



Attempted Line Breaks 30

Inside Shape 18
Outside Shape 12

Line Breaks



					4 Units				3 Units			2 Units		Direction			Distribution Type		
#	Player	Line Breaks Attempted	Line Breaks Completed	Line Break Completion %	Attacking Line	Attacking Midfield Line	Midfield Line	Defensive Line	Attacking Line	Midfield Line	Defensive Line	Midfield Line	Defensive Line	Through	Around	Over	Pass	Cross	Ball Progression
1	DIOGO COSTA	9	5	56%	1	0	0	0	5	3	0	0	0	0	4	5	9	0	0
4	TOMAS ARAUJO	35	32	91%	1	0	0	0	18	4	0	12	0	2	29	4	34	0	1
7	CRISTIANO RONALDO	1	1	100%	0	0	0	0	0	0	0	0	1	1	0	0	1	0	0
8	BRUNO FERNANDES	16	12	75%	0	0	0	0	2	3	1	9	1	3	5	8	14	2	0
10	BERNARDO SILVA	2	2	100%	0	0	0	0	0	0	0	2	0	1	1	0	2	0	0
13	RENATO VEIGA	21	19	90%	0	0	0	2	8	1	2	8	0	4	14	3	20	0	1
15	JOAO NEVES	15	14	93%	0	0	0	0	2	4	3	5	1	2	8	5	15	0	0
18	PEDRO NETO	7	6	86%	0	0	0	0	0	0	1	3	3	1	6	0	6	0	1
20	JOAO CANCELO	17	12	71%	0	0	0	1	4	5	0	3	4	1	8	8	15	1	1
23	VITINHA	31	27	87%	0	1	0	0	11	2	1	16	0	5	20	6	30	0	1
25	NUNO MENDES	15	9	60%	0	0	0	1	3	4	1	6	0	2	9	4	14	1	0
2	NELSON SEMEDO	5	3	60%	0	0	0	0	0	1	1	2	1	1	4	0	4	0	1
9	GONCALO RAMOS	0	0	0%	0	0	0	0	0	0	0	0	0	0	0	0	0	0	0
17	RAFAEL LEAO	3	2	67%	0	0	0	0	0	3	0	0	0	1	2	0	2	0	1
26	FRANCISCO CONCEICAO	4	2	50%	0	0	0	0	0	0	1	1	2	0	3	1	2	1	1

Line Breaks



					4 Units				3 Units			2 Units		Direction			Distribution Type		
#	Player	Line Breaks Attempted	Line Breaks Completed	Line Break Completion %	Attacking Line	Attacking Midfield Line	Midfield Line	Defensive Line	Attacking Line	Midfield Line	Defensive Line	Midfield Line	Defensive Line	Through	Around	Over	Pass	Cross	Ball Progression
1	Lionel MPASI	16	3	19%	0	1	2	1	4	4	2	2	0	2	0	14	16	0	0
2	Aaron WAN-BISSAKA	12	10	83%	0	0	0	0	3	5	0	4	0	3	3	6	11	0	1
3	Steve KAPUADI	5	3	60%	0	0	1	0	1	2	0	1	0	0	2	3	5	0	0
4	Axel TUANZEBE	2	0	0%	0	0	1	0	0	1	0	0	0	0	0	2	2	0	0
6	Ngalayel MUKAU	6	6	100%	0	0	0	0	0	2	0	3	1	3	2	1	6	0	0
8	Samuel MOUTOUSSAMY	8	6	75%	0	0	1	0	1	2	1	3	0	2	4	2	7	0	1
17	Cedric BAKAMBU	1	0	0%	0	0	0	0	0	0	1	0	0	1	0	0	1	0	0
20	Yoane WISSA	8	5	62%	0	0	0	1	0	2	2	2	1	2	3	3	7	0	1
22	Chancel MBEMBA	13	10	77%	0	0	0	1	5	3	0	3	1	4	3	6	11	0	2
25	Edo KAYEMBE	5	4	80%	0	0	0	0	0	3	1	1	0	5	0	0	4	0	1
26	Arthur MASUAKU	12	9	75%	0	0	1	0	6	3	0	2	0	2	6	4	9	2	1
12	Joris KAYEMBE	4	1	25%	0	0	0	0	1	0	1	0	2	0	1	3	4	0	0
14	Noah SADIKI	3	1	33%	0	0	0	0	0	1	1	0	1	0	2	1	2	0	1
18	Charles PICKEL	2	1	50%	0	0	0	0	0	1	0	1	0	0	1	1	2	0	0
23	Simon BANZA	1	0	0%	0	0	0	0	0	0	0	1	0	0	1	0	1	0	0
24	Gedeon KALULU	2	1	50%	0	0	0	0	0	0	1	1	0	0	1	1	2	0	0

Passing Networks



#	Passes From ↓ to →	DIOGO COSTA	TOMAS ARAUJO	CRISTIANO RONALDO	BRUNO FERNANDES	BERNARDO SILVA	RENATO VEIGA	JOAO NEVES	PEDRO NETO	JOAO CANCELO	VITINHA	NUNO MENDES	NELSON SEMEDO	GONCALO RAMOS	RAFAEL LEAO	FRANCISCO CONCEICAO
1	DIOGO COSTA		2	0	2	1	8	0	1	3	3	4	3	0	1	0
4	TOMAS ARAUJO	8		1	5	6	13	12	0	23	18	3	3	0	0	6
7	CRISTIANO RONALDO	0	0		4	0	0	4	2	2	3	3	0	0	0	1
8	BRUNO FERNANDES	0	5	3		0	5	15	6	4	14	7	2	0	4	3
10	BERNARDO SILVA	0	2	0	1		2	2	0	4	4	1	0	0	0	0
13	RENATO VEIGA	6	17	1	7	0		9	5	4	21	16	0	0	0	0
15	JOAO NEVES	1	15	0	20	0	14		8	6	11	2	1	0	0	8
18	PEDRO NETO	0	0	3	8	0	5	4		0	6	13	0	0	0	0
20	JOAO CANCELO	0	21	1	6	5	2	3	0		5	1	0	0	4	5
23	VITINHA	4	19	4	14	3	15	22	10	11		14	2	0	1	1
25	NUNO MENDES	0	1	2	6	1	14	4	13	0	22		0	0	0	0
2	NELSON SEMEDO	0	3	1	2	0	0	2	0	0	1	0		0	0	4
9	GONCALO RAMOS	0	0	0	1	0	0	0	0	0	0	0	0		1	0
17	RAFAEL LEAO	0	0	0	3	0	0	0	0	3	1	0	0	2		0
26	FRANCISCO CONCEICAO	0	2	1	1	0	1	4	0	3	7	0	5	0	0	

Top 5 Player to Player Passers		
Player	Passed To	% of Total Team Passes
TOMAS ARAUJO	JOAO CANCELO	3.2%
VITINHA	JOAO NEVES	3%
NUNO MENDES	VITINHA	3%
RENATO VEIGA	VITINHA	2.9%
JOAO CANCELO	TOMAS ARAUJO	2.9%

Passing Networks

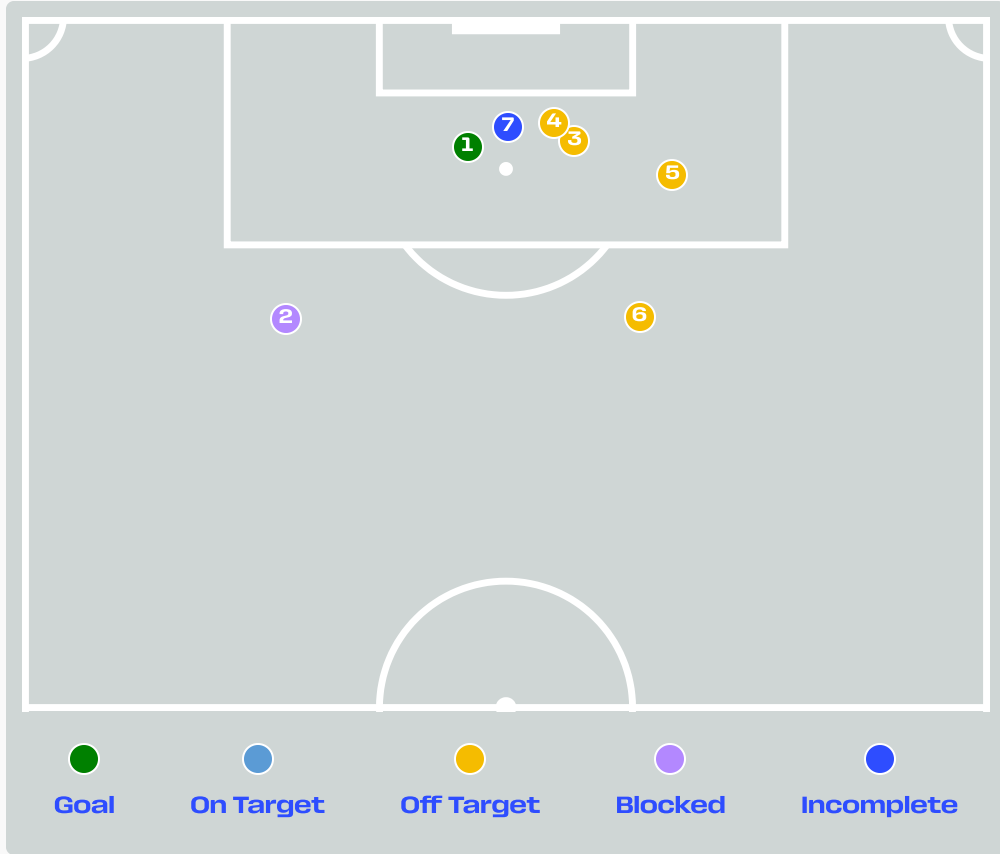


#	Passes From ↓ to →	Lionel MPASI	Aaron WAN-BISSAKA	Steve KAPUADI	Axel TUANZEBE	Ngalayel MUKAU	Samuel MOUTOUSSAMY	Cedric BAKAMBU	Yoane WISSA	Chancel MBEMBA	Edo KAYEMBE	Arthur MASUAKU	Joris KAYEMBE	Noah SADIKI	Charles PICKEL	Simon BANZA	Gedeon KALULU
1	Lionel MPASI		0	2	2	1	0	1	1	4	1	2	0	0	0	0	0
2	Aaron WAN-BISSAKA	0		0	0	2	2	2	2	4	2	1	0	0	1	0	0
3	Steve KAPUADI	5	0		3	0	0	1	0	1	2	5	1	0	0	0	0
4	Axel TUANZEBE	3	0	3		1	1	0	1	1	1	1	0	0	0	0	0
6	Ngalayel MUKAU	1	4	0	0		5	2	1	2	2	1	0	0	0	0	0
8	Samuel MOUTOUSSAMY	0	4	1	0	3		1	1	2	3	2	0	1	2	0	1
17	Cedric BAKAMBU	0	1	1	0	1	0		3	0	1	1	0	1	0	0	0
20	Yoane WISSA	0	2	1	1	5	2	1		0	1	0	0	2	1	0	1
22	Chancel MBEMBA	4	3	2	2	3	1	1	1		1	1	0	1	1	0	1
25	Edo KAYEMBE	0	1	2	2	1	2	1	1	1		4	0	0	0	0	0
26	Arthur MASUAKU	0	1	2	0	2	3	1	3	0	2		0	0	0	0	0
12	Joris KAYEMBE	0	0	0	1	0	0	0	1	0	0	0		1	0	0	0
14	Noah SADIKI	0	0	1	1	0	0	1	0	1	0	0	3		0	0	0
18	Charles PICKEL	0	1	0	1	0	2	0	0	1	0	0	0	0		1	2
23	Simon BANZA	0	0	0	0	0	0	0	0	0	0	0	0	0	1		0
24	Gedeon KALULU	0	0	0	0	0	1	0	0	1	0	0	0	0	1	1	

Top 5 Player to Player Passers		
Player	Passed To	% of Total Team Passes
Steve KAPUADI	Arthur MASUAKU	2.5%
Steve KAPUADI	Lionel MPASI	2.5%
Ngalayel MUKAU	Samuel MOUTOUSSAMY	2.5%
Yoane WISSA	Ngalayel MUKAU	2.5%

Lionel MPASI	Chancel MBEMBA	2%
--------------	----------------	----

Attempts at Goal



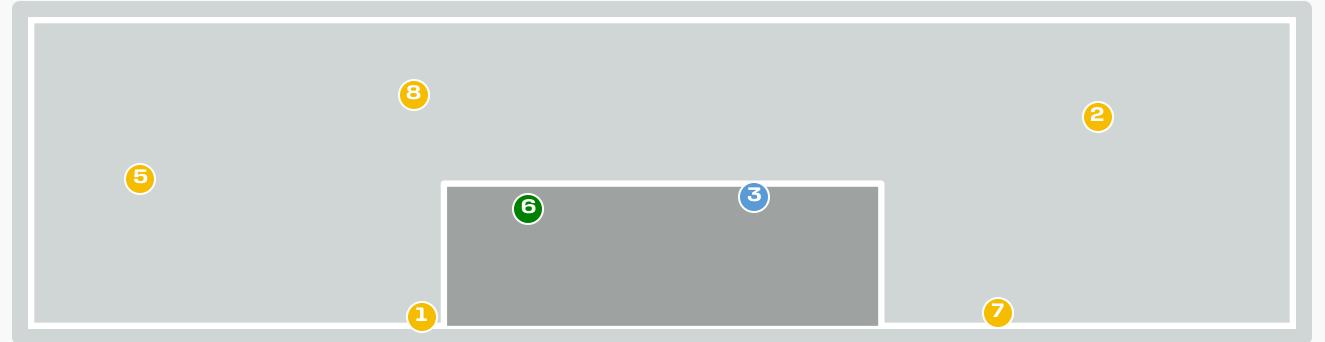
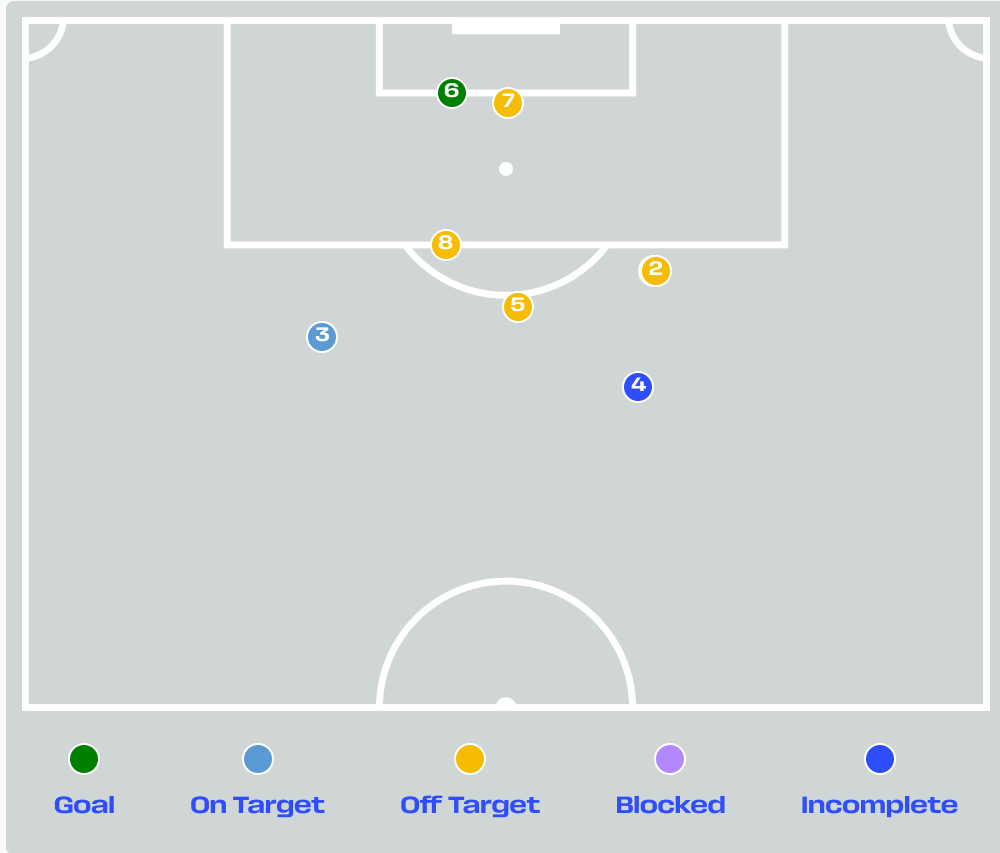
Key	Outcome	Shots
●	Goals	1
●	On Target	0
●	Off Target	4
●	Blocked	1
●	Incomplete	1






Attempts at Goal



Time	Player	Outcome	Body Part	Delivery Type
5	15 JOAO NEVES	On Target - Goal	Head	Cross
38	8 BRUNO FERNANDES	Incomplete - Blocked	Right Foot	Pass
67	7 CRISTIANO RONALDO	Off Target	Right Foot	Pass
73	7 CRISTIANO RONALDO	Off Target	Right Foot	Cross
77	26 FRANCISCO CONCEICAO	Deflected Off Target - Defensive Event	Left Foot	Cross
89	8 BRUNO FERNANDES	Off Target	Left Foot	Other
91	7 CRISTIANO RONALDO	Incomplete - Player On Ball Error	Upper Body	Cross

Attempts at Goal



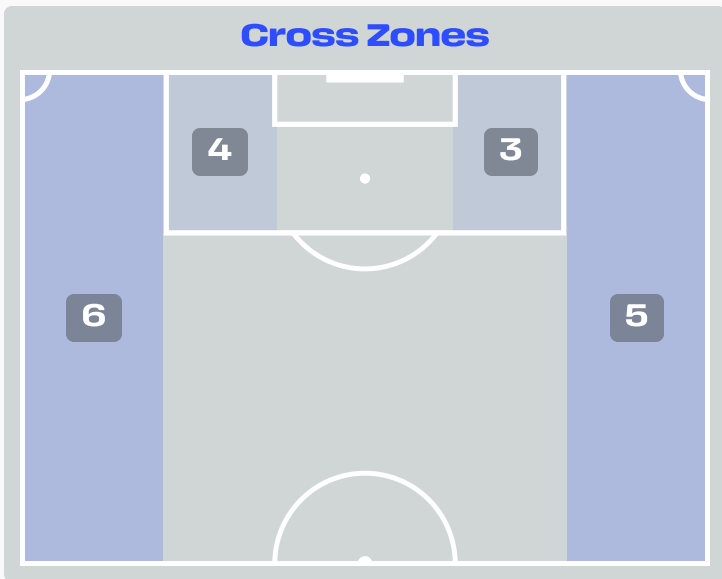
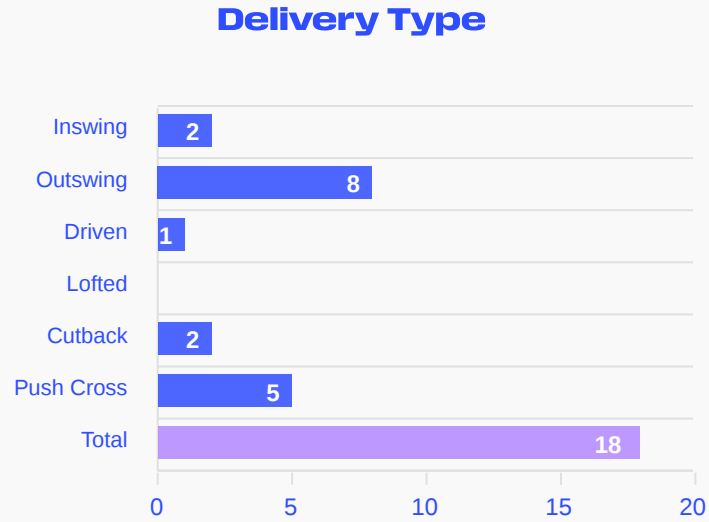
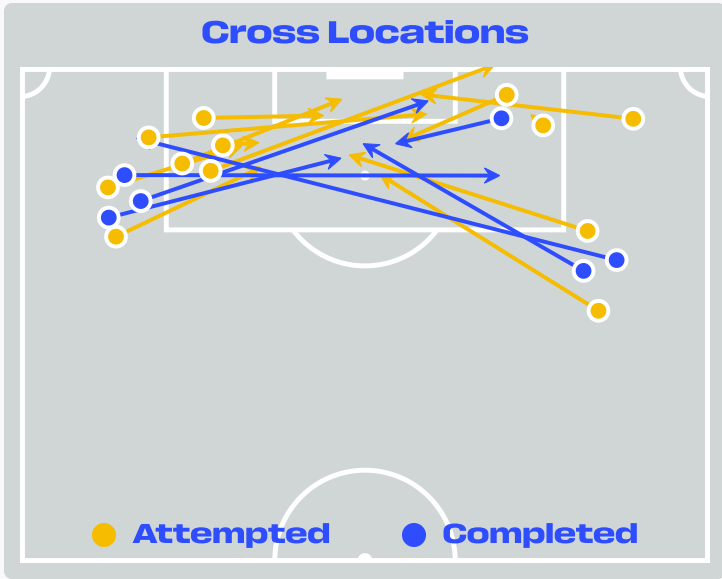
Key	Outcome	Shots
	Goals	1
	On Target	1
	Off Target	5
	Blocked	0
	Incomplete	1

Attempts at Goal



Time	Player	Outcome	Body Part	Delivery Type
10	20 Yoane WISSA	Off Target	Left Foot	Loose Ball
13	17 Cedric BAKAMBU	Deflected Off Target - Defensive Event	Right Foot	Ball Progression
32	25 Edo KAYEMBE	Deflected On Target - Saved	Left Foot	Ball Progression
45	8 Samuel MOUTOUSSAMY	Incomplete	Left Foot	Pass
47	8 Samuel MOUTOUSSAMY	Deflected Off Target - Defensive Event	Left Foot	Pass
49	20 Yoane WISSA	On Target - Goal	Head	Cross
62	3 Steve KAPUADI	Off Target	Head	Pass
76	17 Cedric BAKAMBU	Off Target	Right Foot	Pass

Crosses (Open Play)



Attempted

18

Completed

6

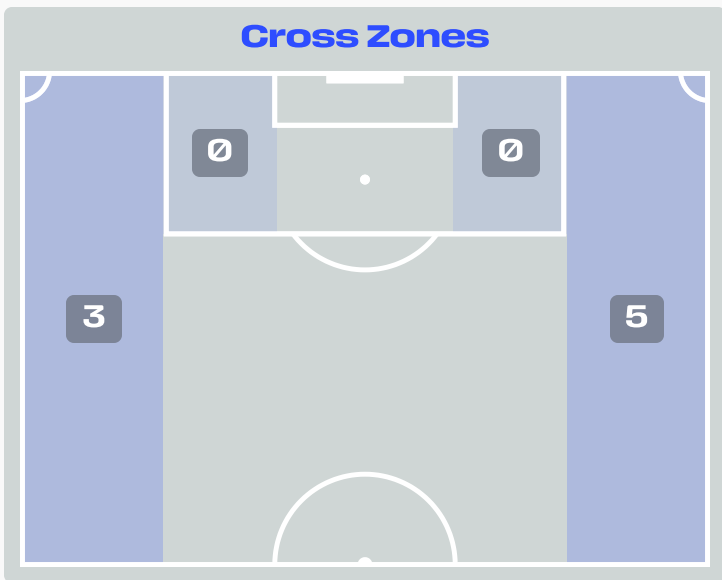
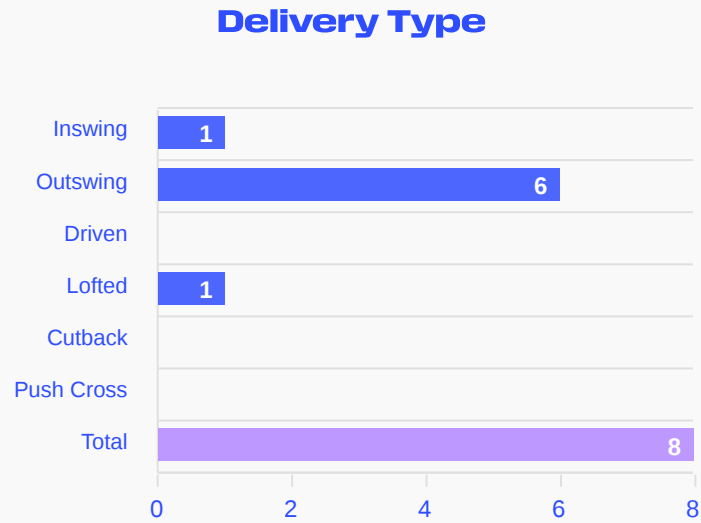
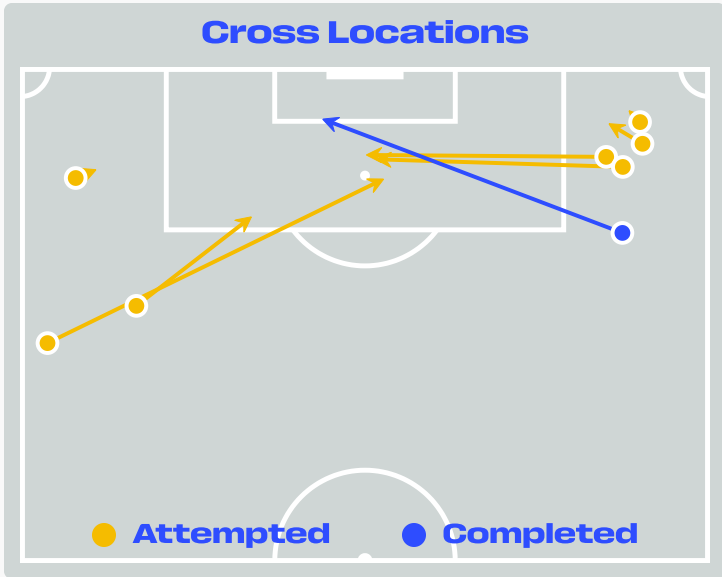
Most Crosses Attempted

4

PEDRO NETO
ATTACKING MIDFIELD LEFT

#	Player	Inswing	Outswing	Driven	Lofted	Cutback	Push Cross	Total Attempted
1	DIOGO COSTA	0	0	0	0	0	0	0
4	TOMAS ARAUJO	0	0	0	0	0	0	0
7	CRISTIANO RONALDO	0	0	0	0	0	0	0
8	BRUNO FERNANDES	0	2	0	0	0	1	3
10	BERNARDO SILVA	0	0	0	0	0	0	0
13	RENATO VEIGA	0	0	0	0	0	0	0
15	JOAO NEVES	0	0	0	0	0	0	0
18	PEDRO NETO	1	2	0	0	0	1	4
20	JOAO CANCELO	0	2	1	0	0	0	3
23	VITINHA	0	0	0	0	0	0	0
25	NUNO MENDES	0	1	0	0	0	2	3
2	NELSON SEMEDO	0	0	0	0	1	1	2
9	GONCALO RAMOS	0	0	0	0	0	0	0
17	RAFAEL LEAO	0	1	0	0	0	0	1
26	FRANCISCO CONCEICAO	1	0	0	0	1	0	2

Crosses (Open Play)



Attempted

8

Completed

1

Most Crosses Attempted

4

Arthur MASUAKU
LEFT BACK

#	Player	Inswing	Outswing	Driven	Lofted	Cutback	Push Cross	Total Attempted
1	Lionel MPASI	0	0	0	0	0	0	0
2	Aaron WAN-BISSAKA	0	2	0	0	0	0	2
3	Steve KAPUADI	0	0	0	0	0	0	0
4	Axel TUANZEBE	0	0	0	0	0	0	0
6	Ngalayel MUKAU	0	0	0	0	0	0	0
8	Samuel MOUTOUSSAMY	0	0	0	0	0	0	0
17	Cedric BAKAMBU	0	1	0	0	0	0	1
20	Yoane WISSA	0	0	0	0	0	0	0
22	Chancel MBEMBA	0	1	0	0	0	0	1
25	Edo KAYEMBE	0	0	0	0	0	0	0
26	Arthur MASUAKU	1	2	0	1	0	0	4
12	Joris KAYEMBE	0	0	0	0	0	0	0
14	Noah SADIKI	0	0	0	0	0	0	0
18	Charles PICKEL	0	0	0	0	0	0	0
23	Simon BANZA	0	0	0	0	0	0	0
24	Gedeon KALULU	0	0	0	0	0	0	0

Offering to Receive

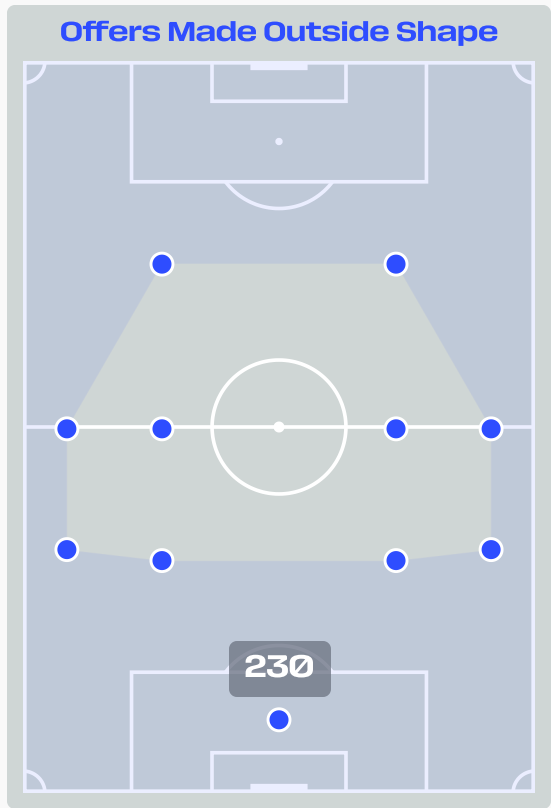
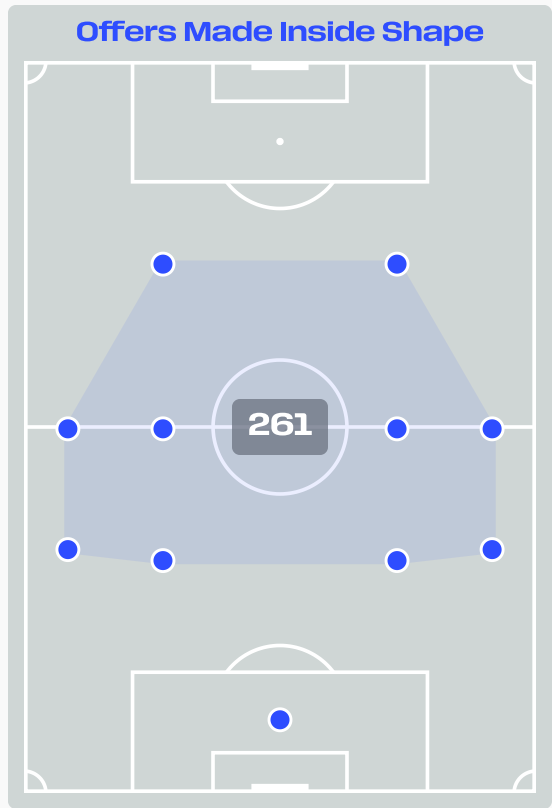


491
Total Offers Made

177
Total Offers Received

Most Offers
76
BRUNO FERNANDES
ATTACKING MIDFIELD

229
Offers Made in Final Third



210
Offers Made in Middle Third

52
Offers Made in Defensive Third

#	Player	Offers Made	Offers Received	% Made & Received
1	DIOGO COSTA	6	4	66.7%
4	TOMAS ARAUJO	11	7	63.6%
7	CRISTIANO RONALDO	47	10	21.3%
8	BRUNO FERNANDES	76	27	35.5%
10	BERNARDO SILVA	38	9	23.7%
13	RENATO VEIGA	14	7	50%
15	JOAO NEVES	69	23	33.3%
18	PEDRO NETO	47	15	31.9%
20	JOAO CANCELO	28	13	46.4%
23	VITINHA	55	27	49.1%
25	NUNO MENDES	37	15	40.5%
2	NELSON SEMEDO	21	6	28.6%
9	GONCALO RAMOS	4	1	25%
17	RAFAEL LEAO	3	3	100%
26	FRANCISCO CONCEICAO	35	10	28.6%

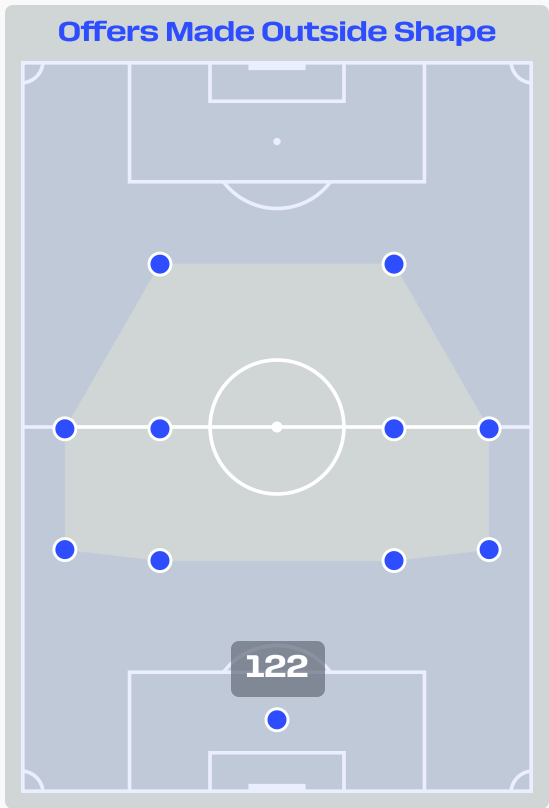
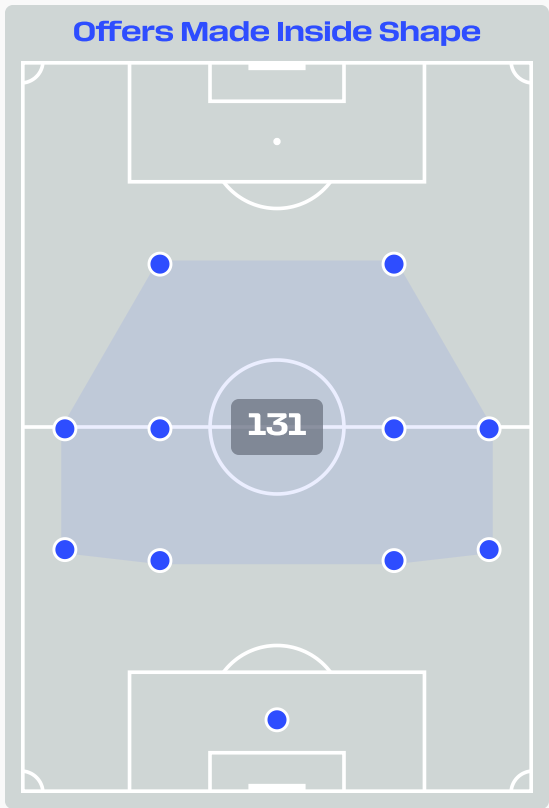
Offering to Receive

253
Total Offers Made

84
Total Offers Received

Most Offers
45
Cedric BAKAMBU
CENTRE FORWARD RIGHT

103
Offers Made in Final Third



119
Offers Made in Middle Third

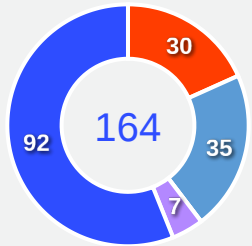
31
Offers Made in Defensive Third

#	Player	Offers Made	Offers Received	% Made & Received
1	Lionel MPASI	5	3	60%
2	Aaron WAN-BISSAKA	32	10	31.2%
3	Steve KAPUADI	7	3	42.9%
4	Axel TUANZEBE	2	0	0%
6	Ngalayel MUKAU	23	8	34.8%
8	Samuel MOUTOUSSAMY	30	9	30%
17	Cedric BAKAMBU	45	11	24.4%
20	Yoane WISSA	24	5	20.8%
22	Chancel MBEMBA	9	5	55.6%
25	Edo KAYEMBE	34	11	32.4%
26	Arthur MASUAKU	9	4	44.4%
12	Joris KAYEMBE	3	2	66.7%
14	Noah SADIKI	13	7	53.8%
18	Charles PICKEL	10	5	50%
23	Simon BANZA	4	1	25%
24	Gedeon KALULU	3	0	0%

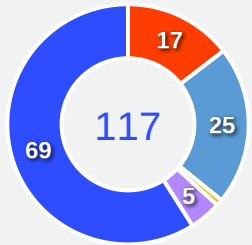
Movement to Receive

Movement Types by Phase

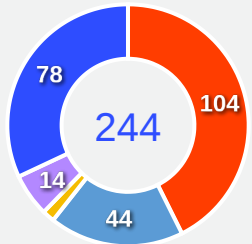
Final Third Phase



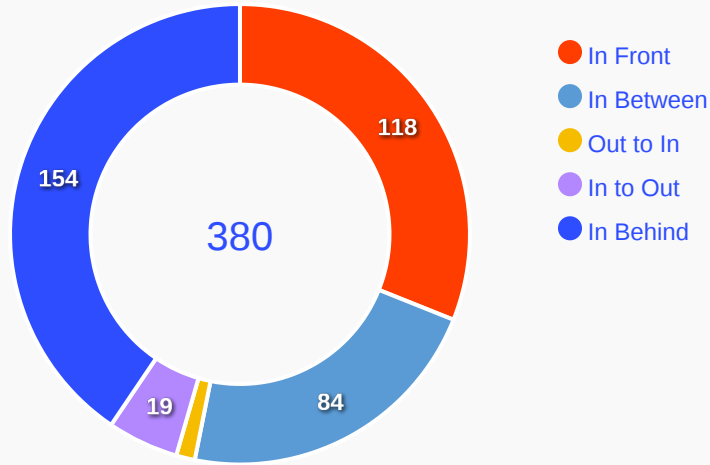
Progression Phase



Build Up Phase



All Movement Types

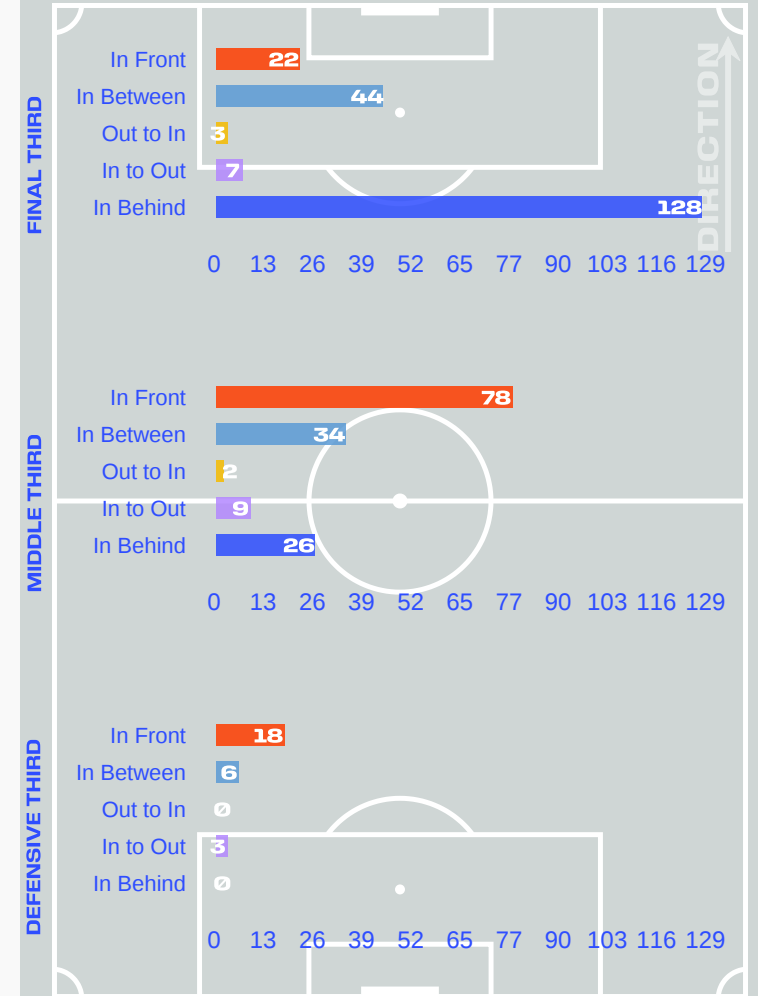


- In Front
- In Between
- Out to In
- In to Out
- In Behind

Top Ranked Players

Type	Player	Movements
In Front	15 JOAO NEVES	33
In Between	8 BRUNO FERNANDES	22
Out to In	25 NUNO MENDES	2
In to Out	8 BRUNO FERNANDES	8
In Behind	18 PEDRO NETO	28

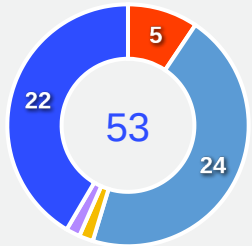
Movement Types Pitch Third



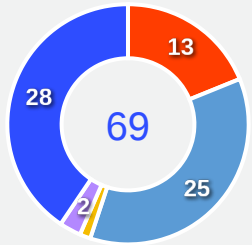
Movement to Receive

Movement Types by Phase

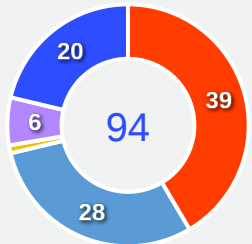
Final Third Phase



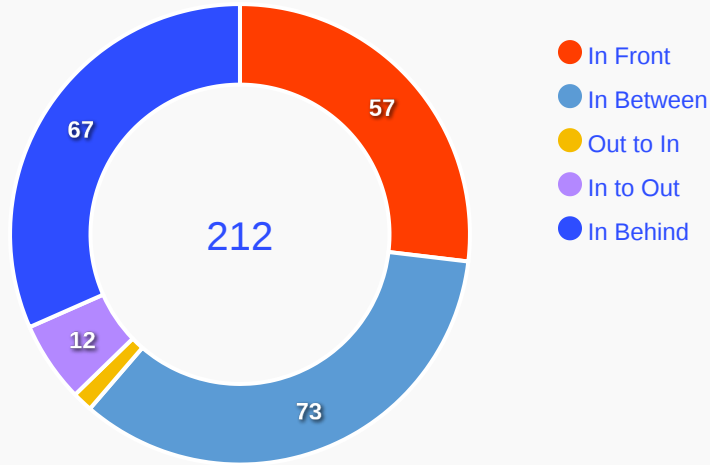
Progression Phase



Build Up Phase



All Movement Types

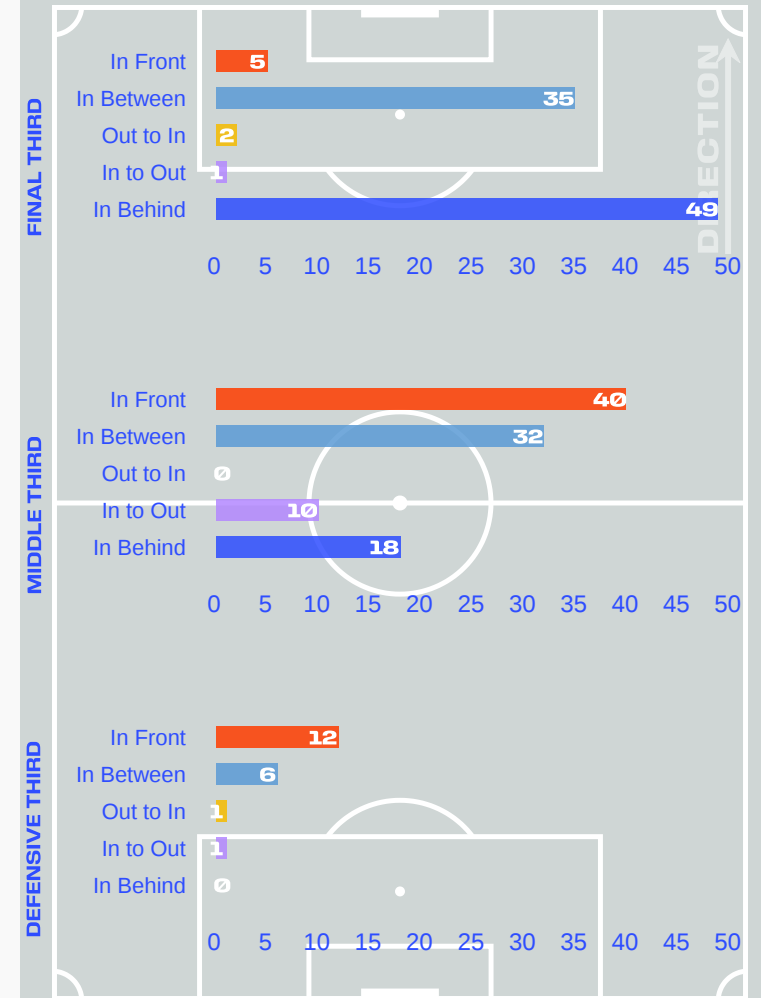


- In Front
- In Between
- Out to In
- In to Out
- In Behind

Top Ranked Players

Type	Player	Movements
In Front	8 Samuel MOUTOUSSAMY	12
In Between	17 Cedric BAKAMBU	19
Out to In	8 Samuel MOUTOUSSAMY	2
In to Out	8 Samuel MOUTOUSSAMY	3
In Behind	17 Cedric BAKAMBU	22

Movement Types Pitch Third



OUT OF POSSESSION



Portugal v Congo DR

Defensive Actions



29

Forced Turnovers

29

Possession Regained

9

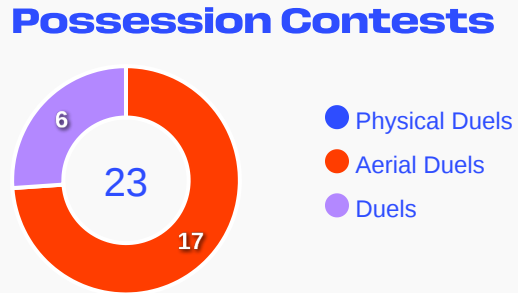
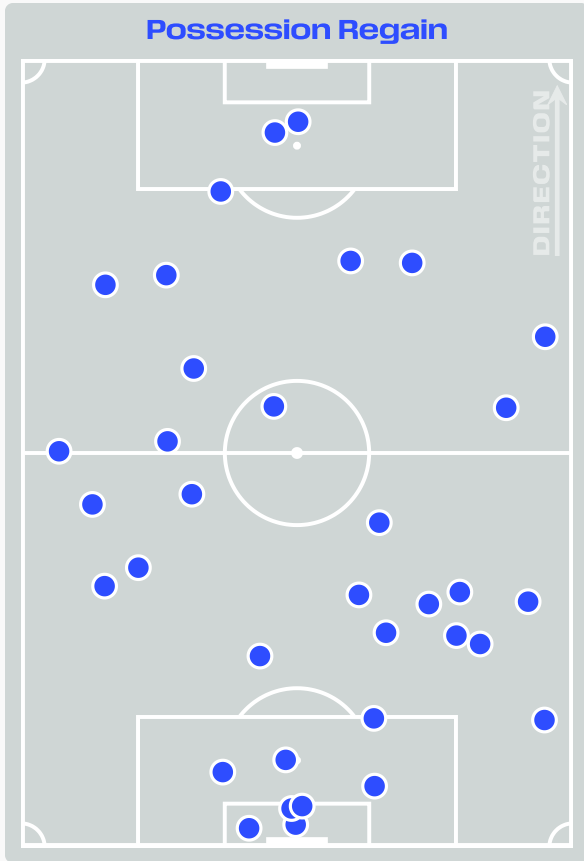
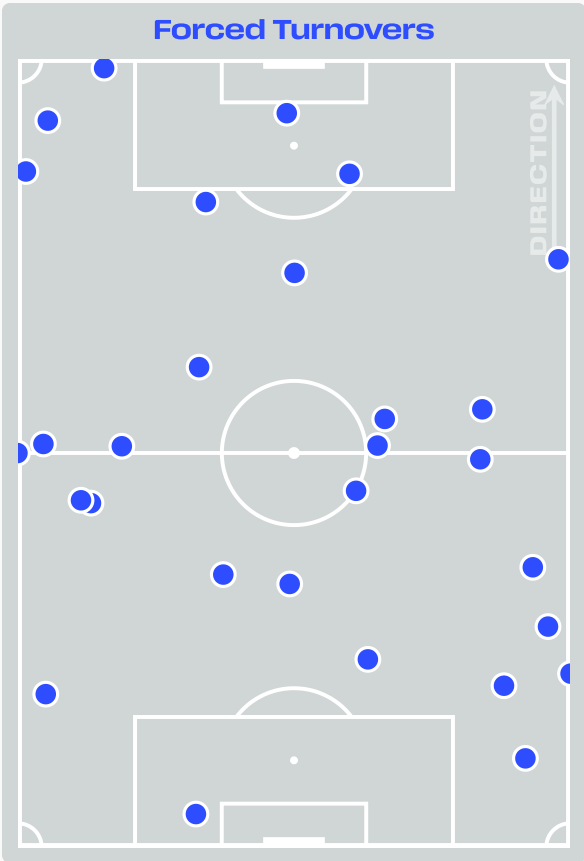
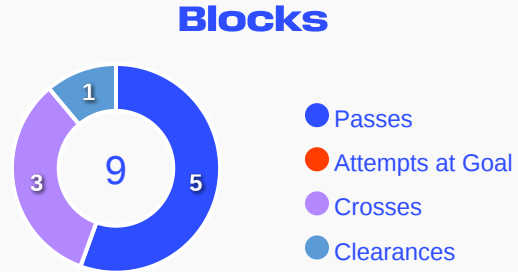
Interceptions

25

Tackles

9.81

Possession Actions / Defensive Action



Most Possession Regains

6

TOMAS ARAUJO
RIGHT CENTRE BACK

#	Player	Total Possession Regains
1	DIOGO COSTA	5
4	TOMAS ARAUJO	6
7	CRISTIANO RONALDO	0
8	BRUNO FERNANDES	2
10	BERNARDO SILVA	1
13	RENATO VEIGA	3
15	JOAO NEVES	5
18	PEDRO NETO	0
20	JOAO CANCELO	1
23	VITINHA	0
25	NUNO MENDES	4
2	NELSON SEMEDO	1
9	GONCALO RAMOS	0
17	RAFAEL LEAO	0
26	FRANCISCO CONCEICAO	1

Defensive Actions

42

Forced Turnovers

34

Possession Regained

5

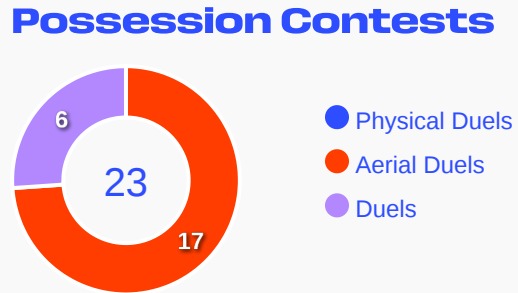
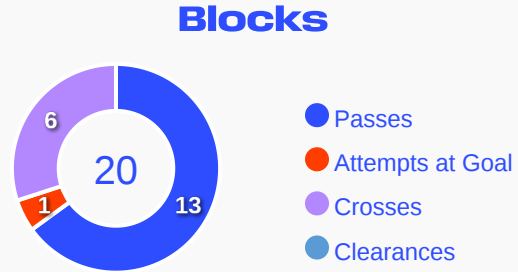
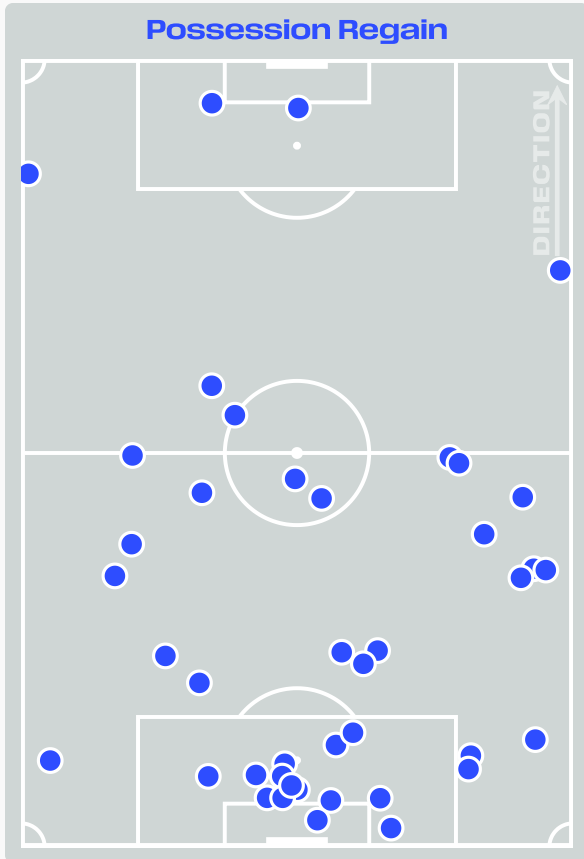
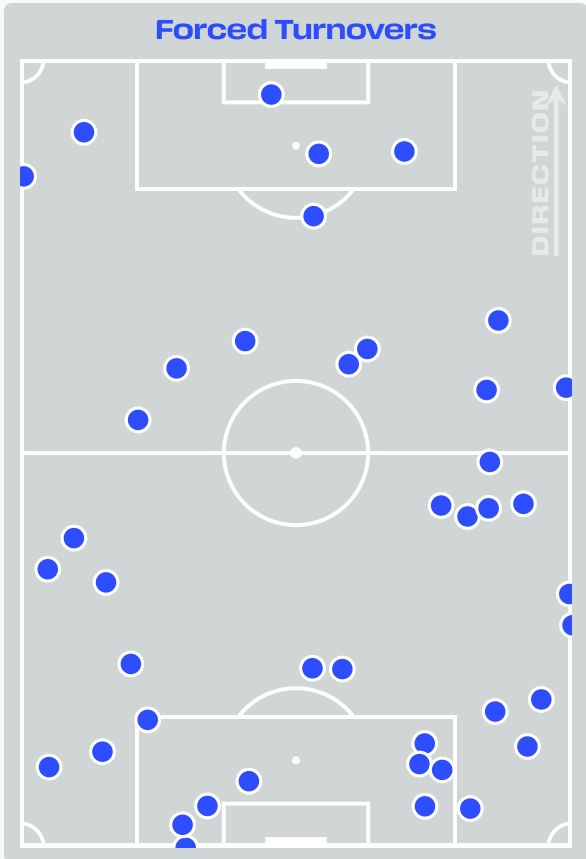
Interceptions

33

Tackles

2.66

Possession Actions / Defensive Action



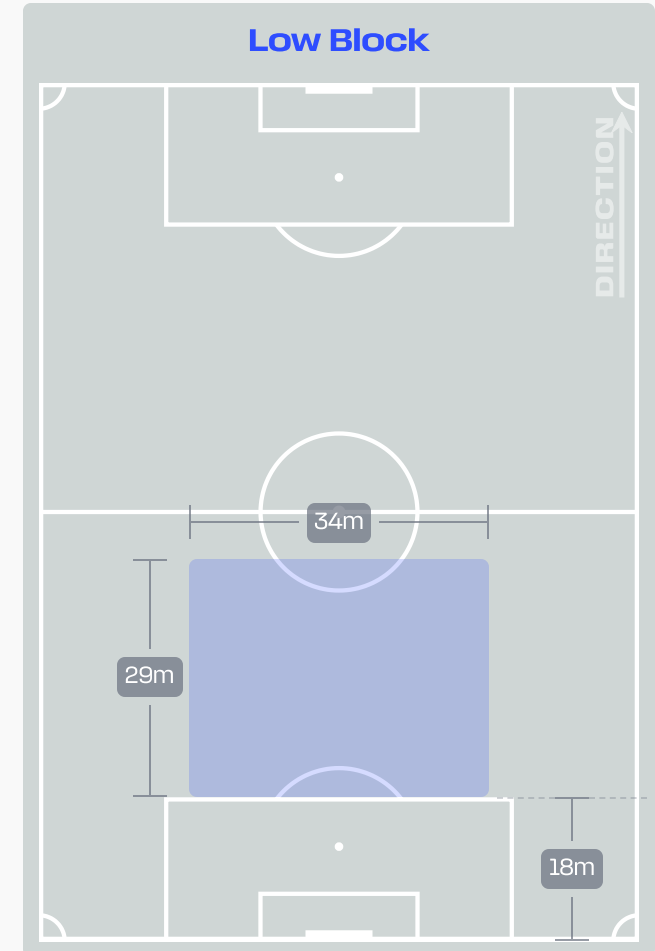
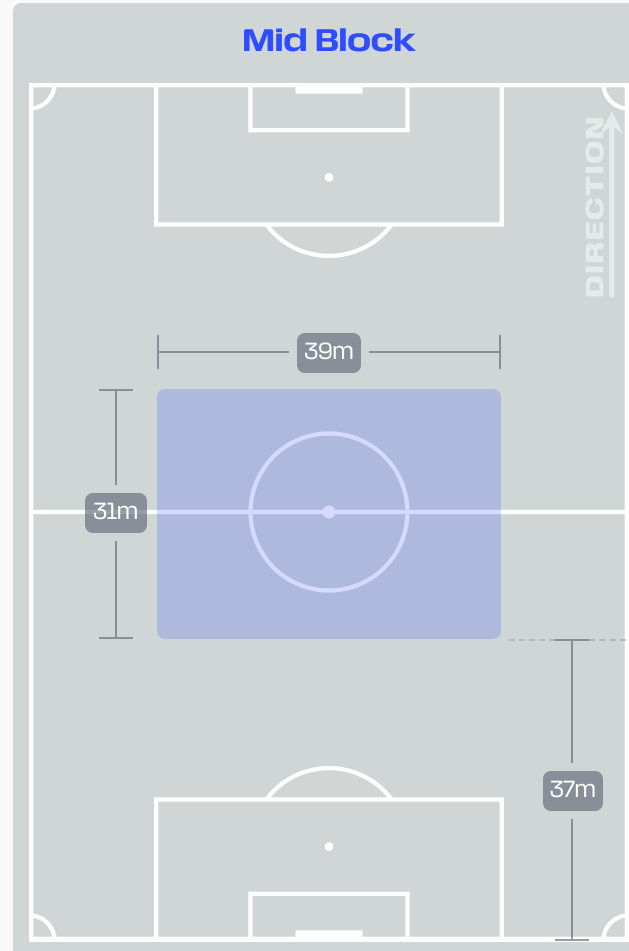
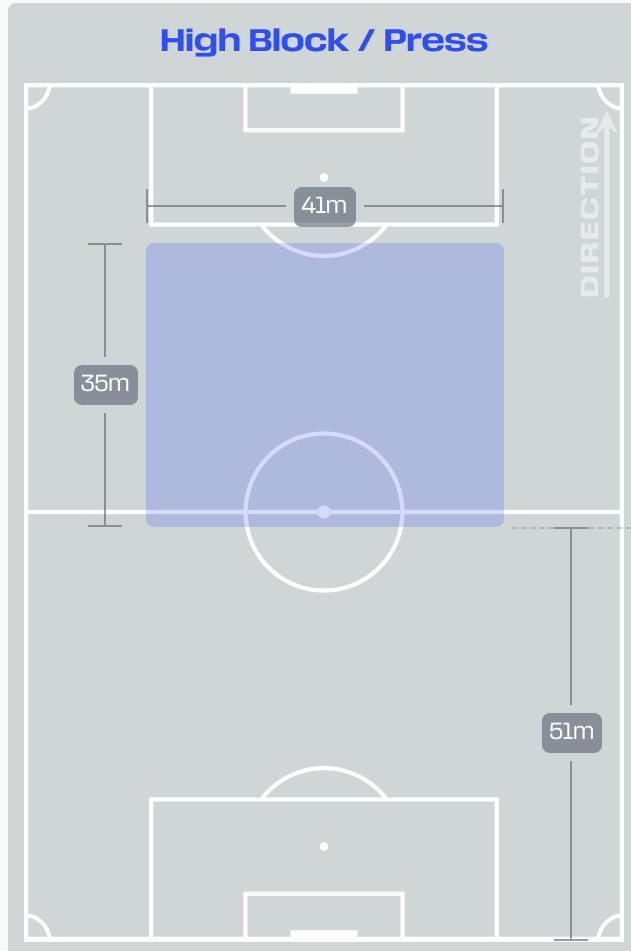
Most Possession Regains

8

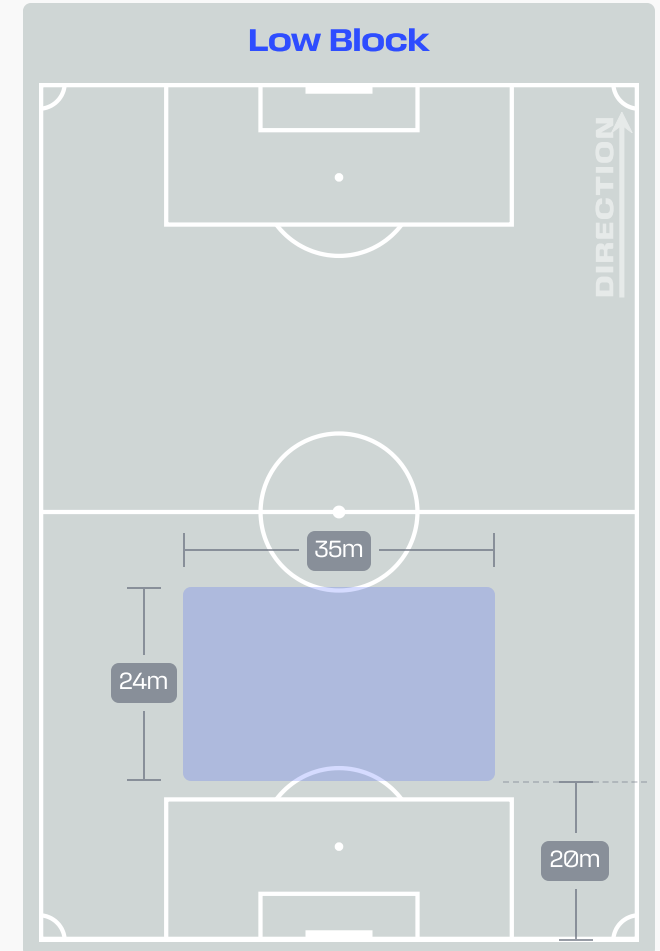
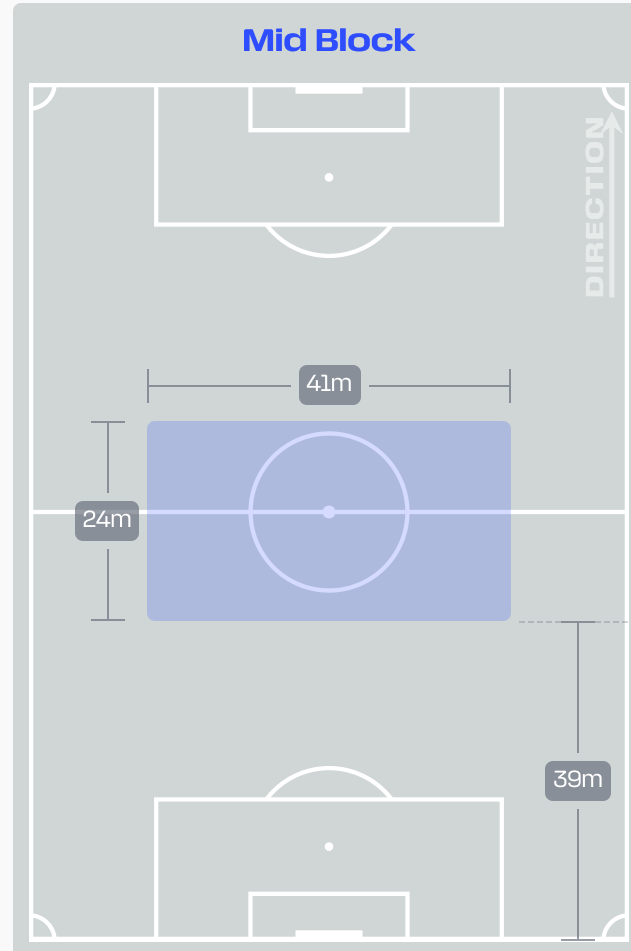
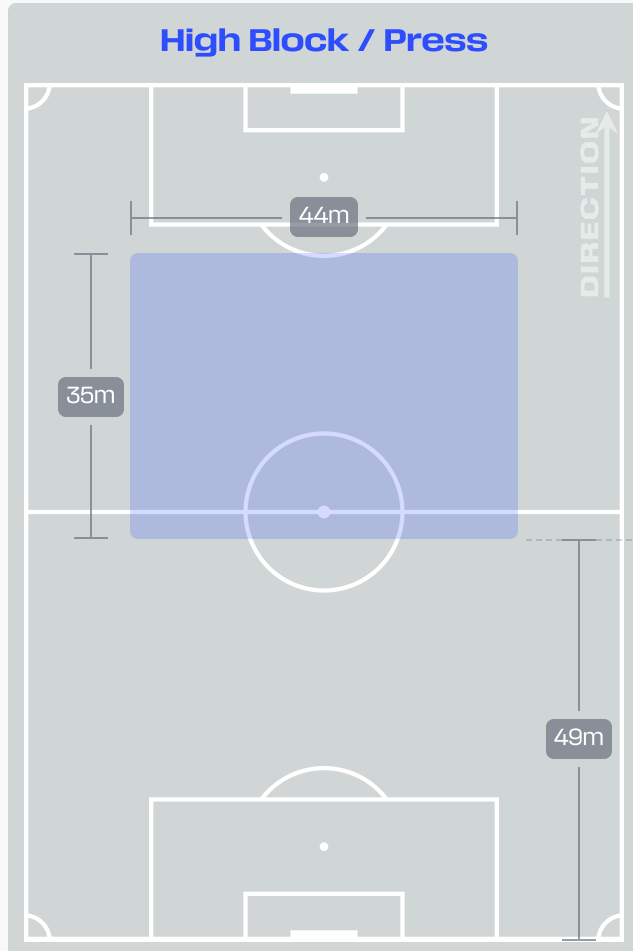
Lionel MPASI
GOALKEEPER

#	Player	Total Possession Regains
1	Lionel MPASI	8
2	Aaron WAN-BISSAKA	4
3	Steve KAPUADI	1
4	Axel TUANZEBE	5
6	Ngalayel MUKAU	1
8	Samuel MOUTOUSSAMY	2
17	Cedric BAKAMBU	0
20	Yoane WISSA	2
22	Chancel MBEMBA	3
25	Edo KAYEMBE	5
26	Arthur MASUAKU	2
12	Joris KAYEMBE	1
14	Noah SADIKI	0
18	Charles PICKEL	0
23	Simon BANZA	0
24	Gedeon KALULU	0

Defensive Line Height & Team Length



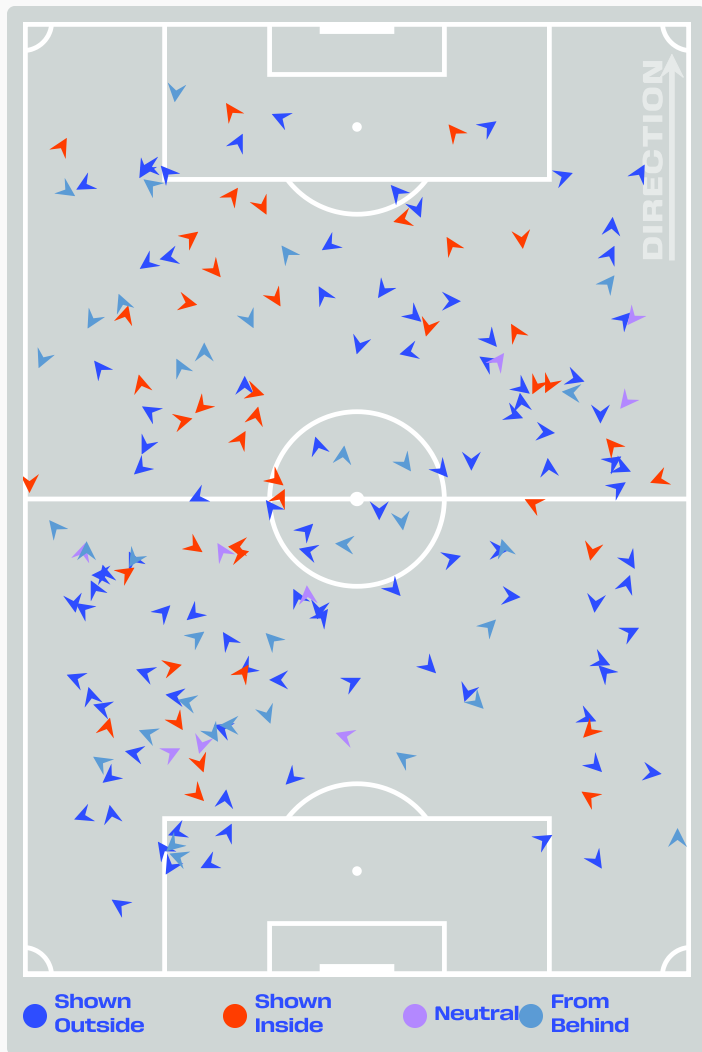
Defensive Line Height & Team Length



Defensive Pressure



Portugal



183	Total Pressures	407
24	Direct Pressures	41
1.62s	Avg Pressure Duration	1.67s
29	Forced Turnovers	42
11.03s	Ball Recovery Time	33.49s
74	Pushing on into Pressing	183
182	Pushing on	348
42	Pressing Direction Inside	59
98	Pressing Direction Outside	292

Most Direct Pressures

5

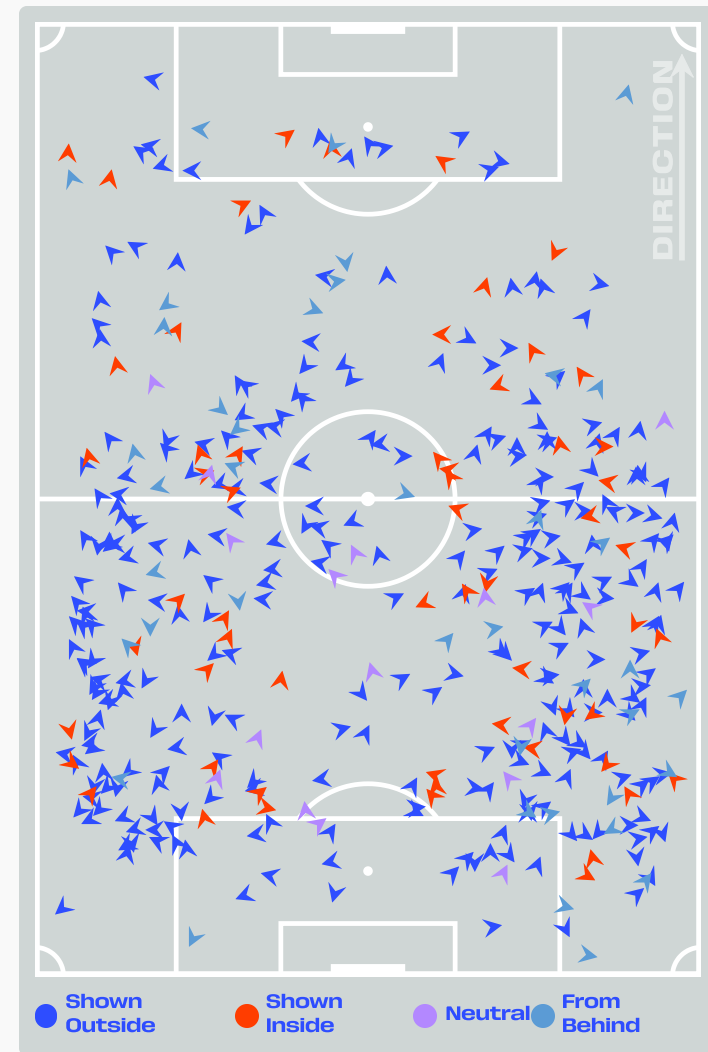
BRUNO FERNANDES
ATTACKING MIDFIELD

Most Direct Pressures

10

Edo KAVEMBE
LEFT MIDFIELD

Congo DR



GOALKEEPING



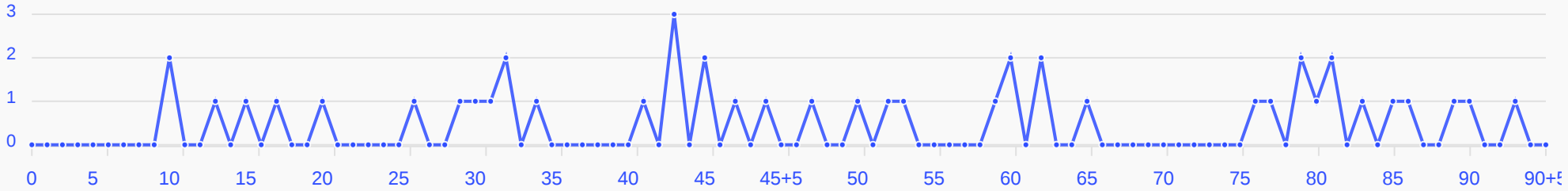
Portugal v Congo DR

Goalkeeping Involvement



Portugal

Portugal GK Involvement Timeline



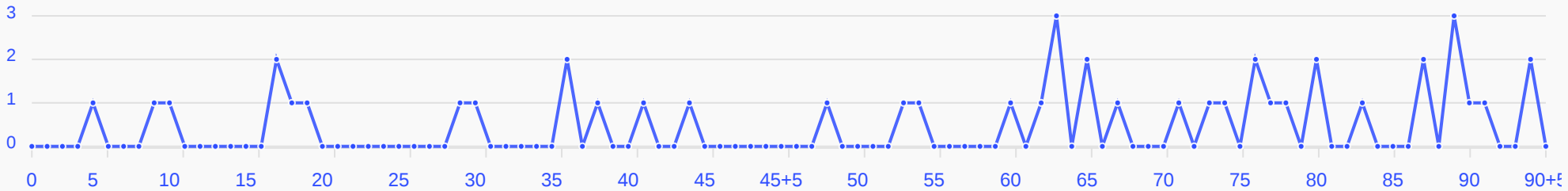
44

Total Involvements



Congo DR


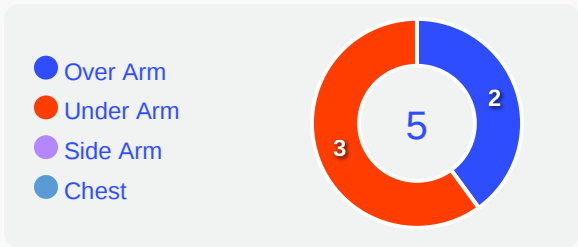
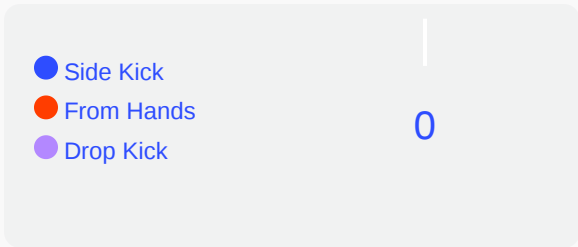
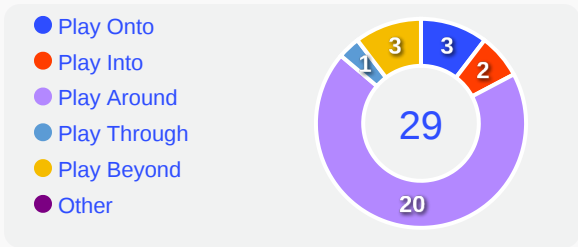
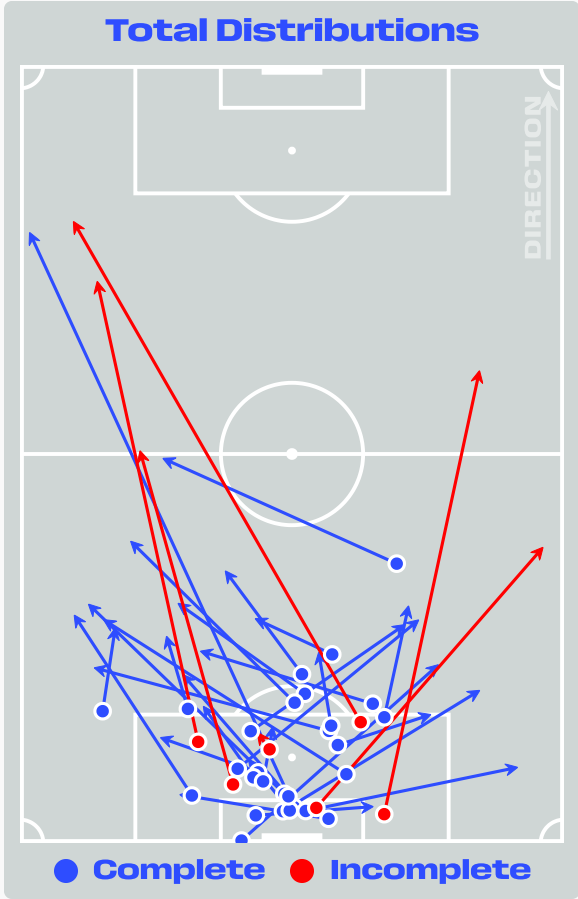
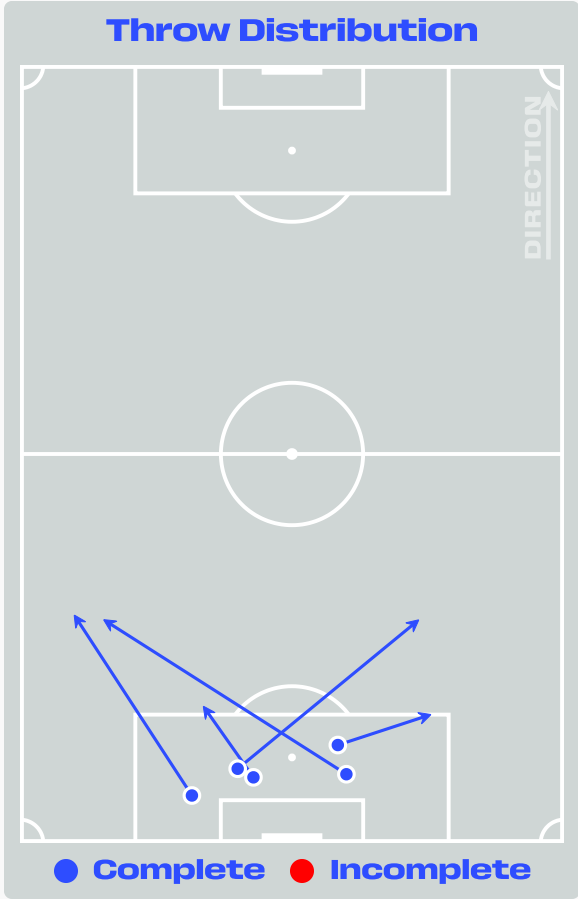
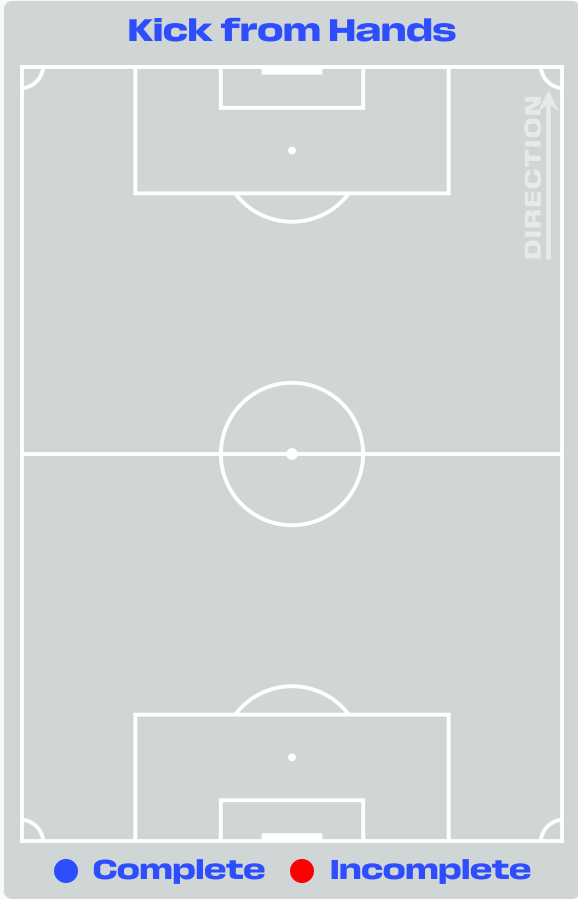
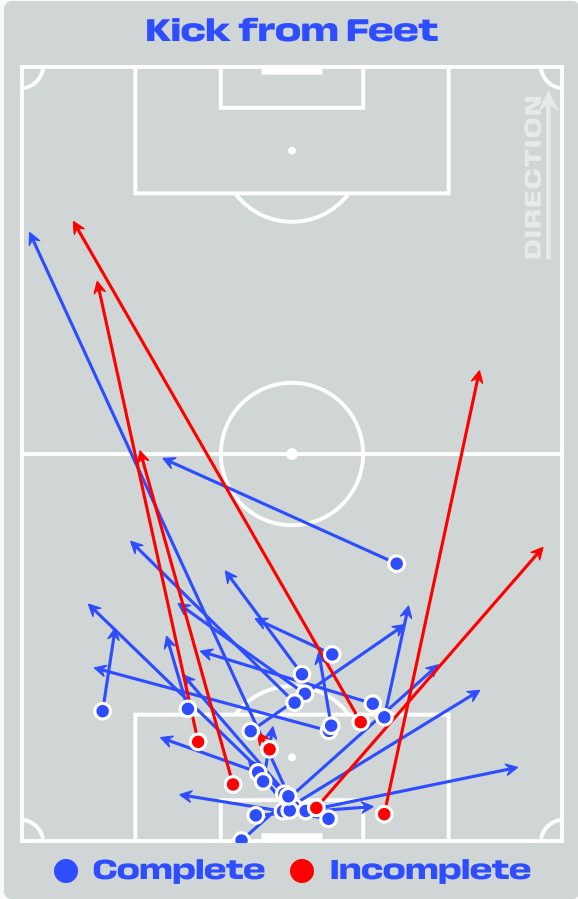
Congo DR GK Involvement Timeline




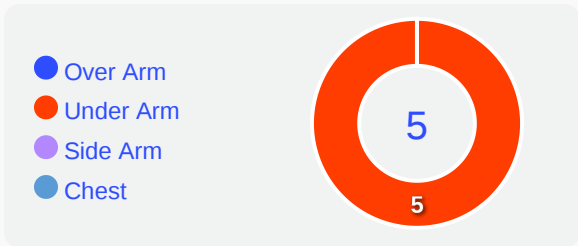
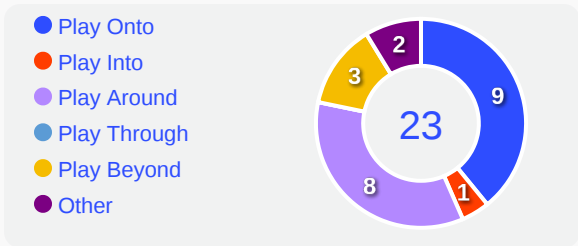
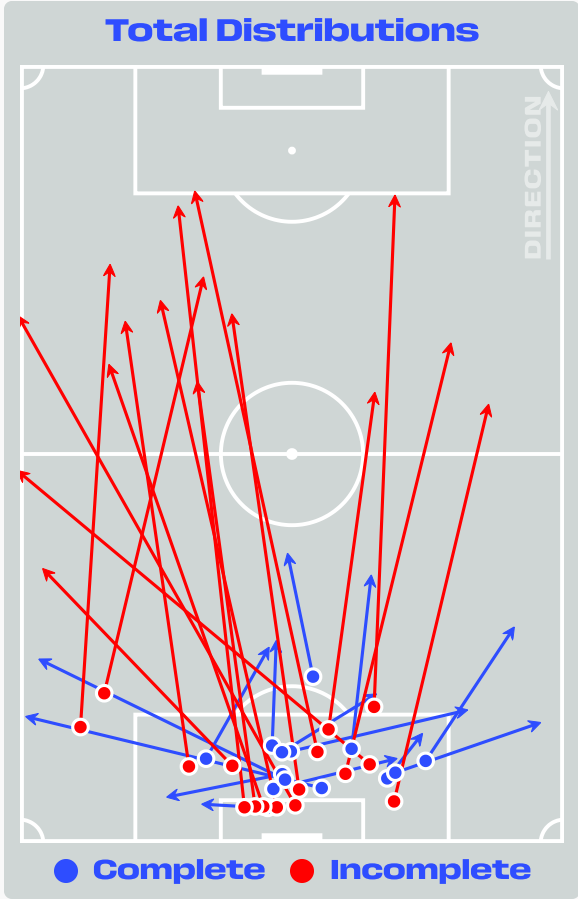

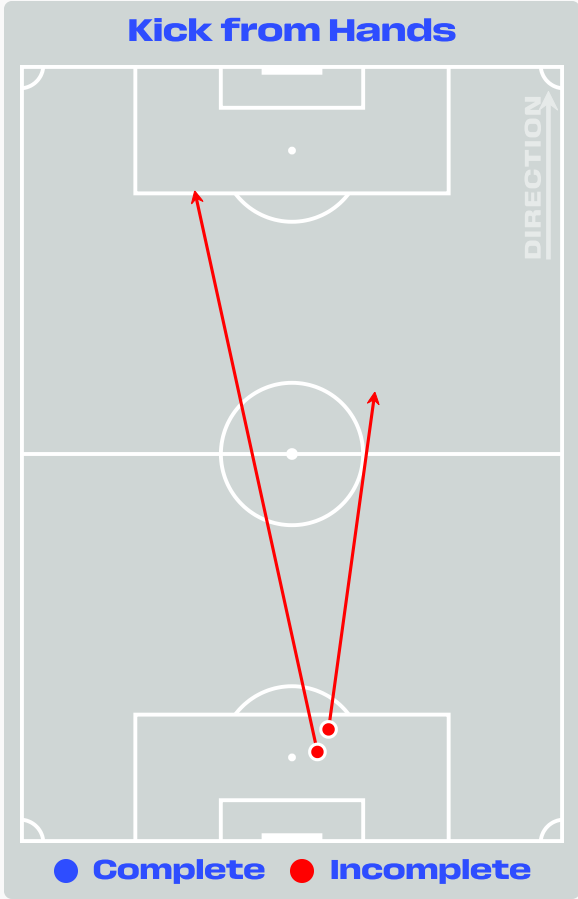
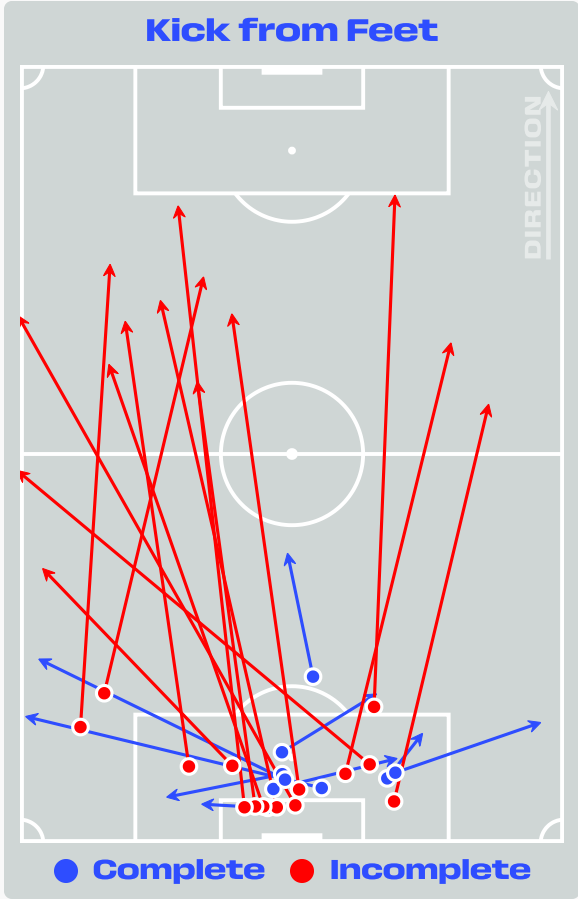
44

Total Involvements

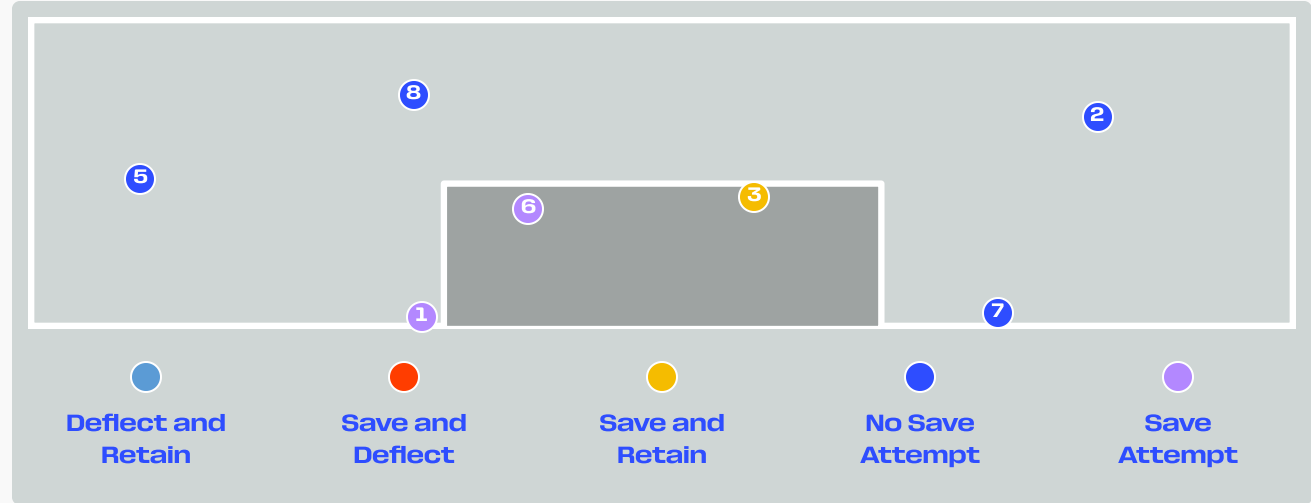
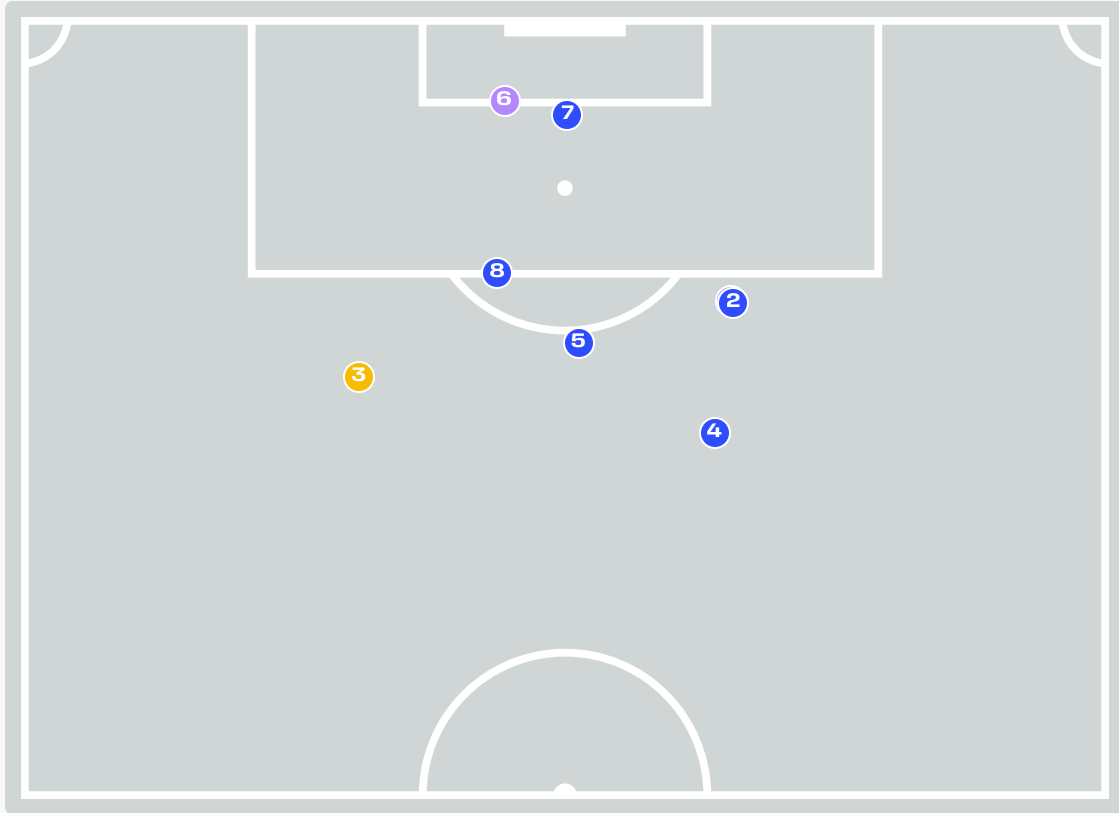
Goalkeeping Distribution



Goalkeeping Distribution

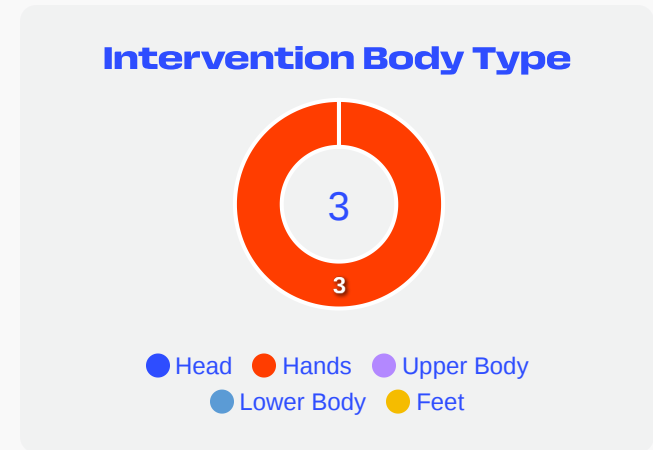
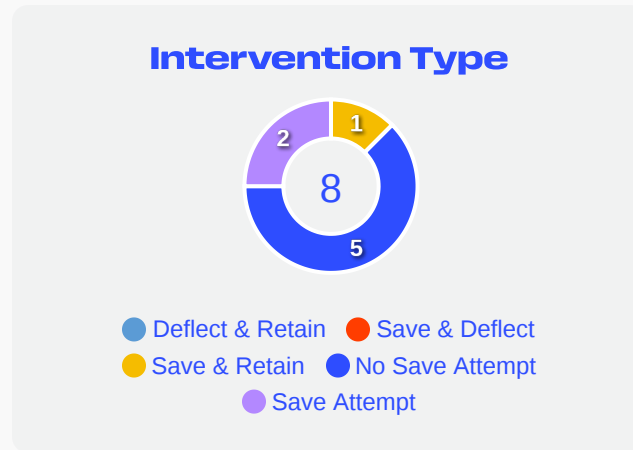


Goal Prevention



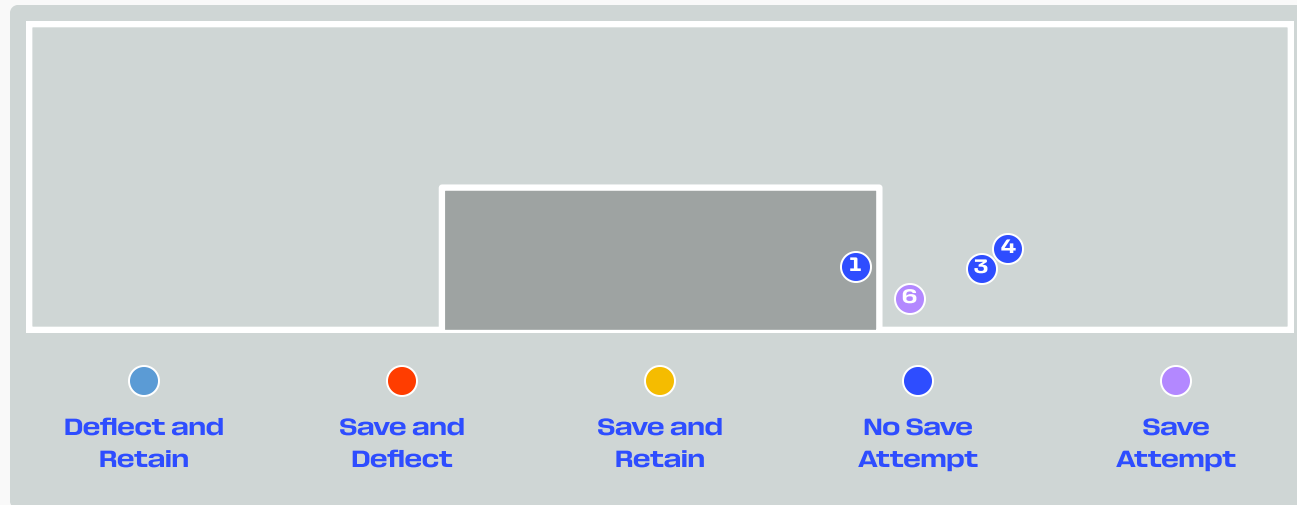
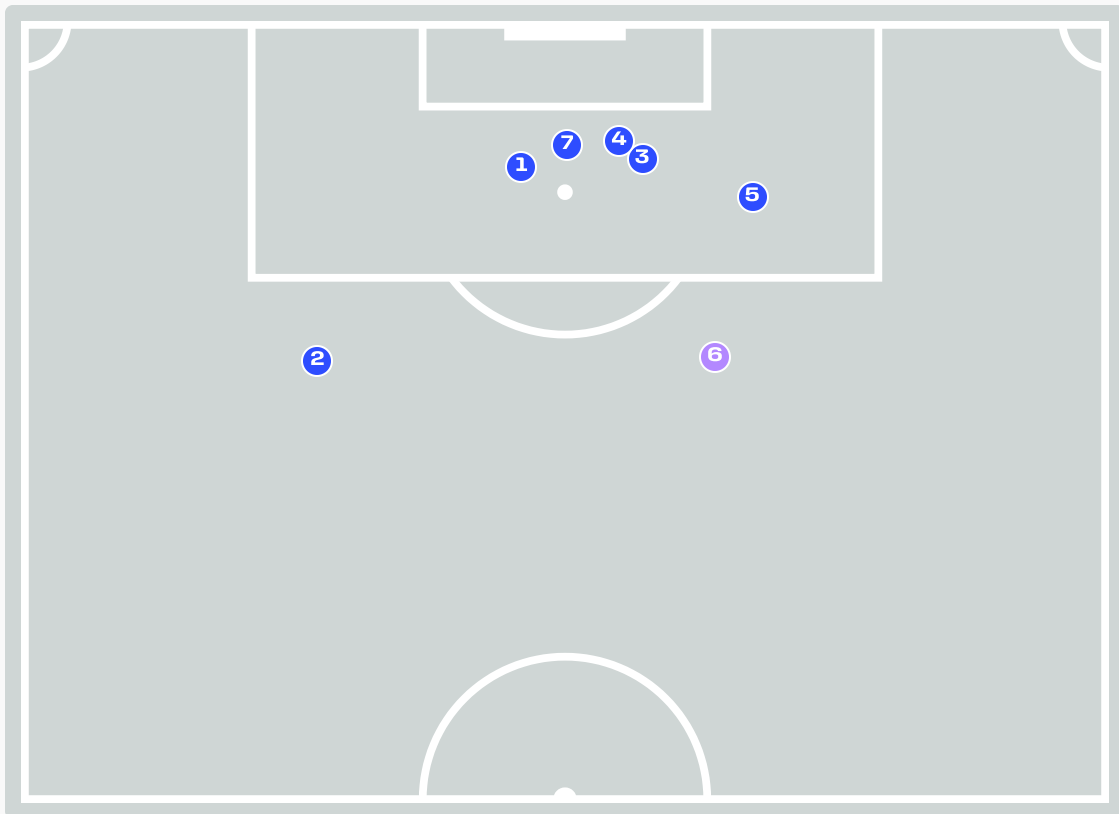
8
Total Attempts on Goal Faced

50
Save %



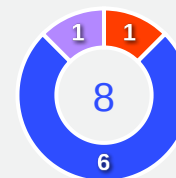
Total Attempts on Goal Faced	Total Goal Interventions	Save & Retain	Deflect & Retain	Save & Deflect	Save Attempt	No Save Attempt
8	1	1	0	0	2	5

Goal Prevention



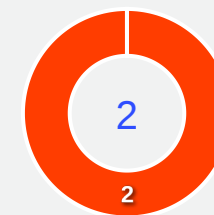
- Deflect and Retain
- Save and Deflect
- Save and Retain
- No Save Attempt
- Save Attempt

Intervention Type



- Deflect & Retain
- Save & Deflect
- Save & Retain
- No Save Attempt
- Save Attempt

Intervention Body Type



- Head
- Hands
- Upper Body
- Lower Body
- Feet

8

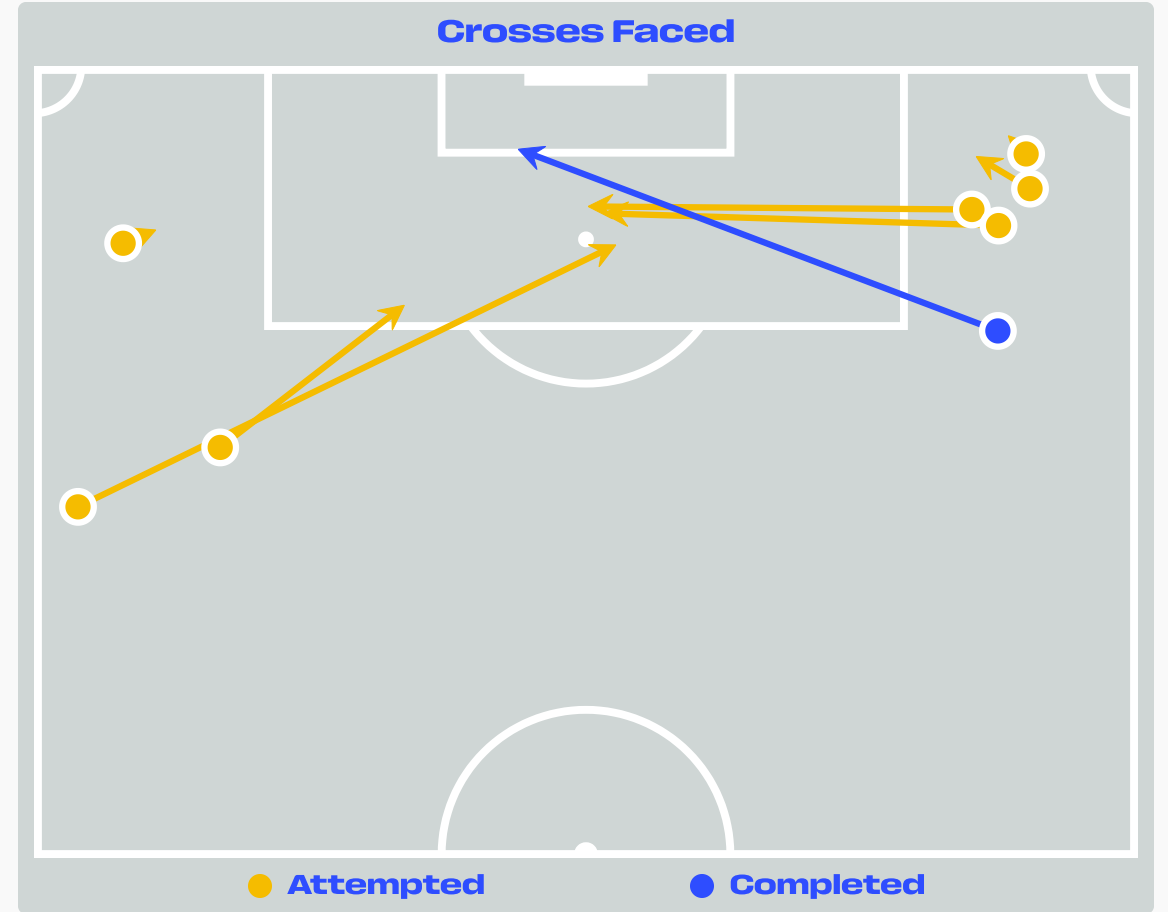

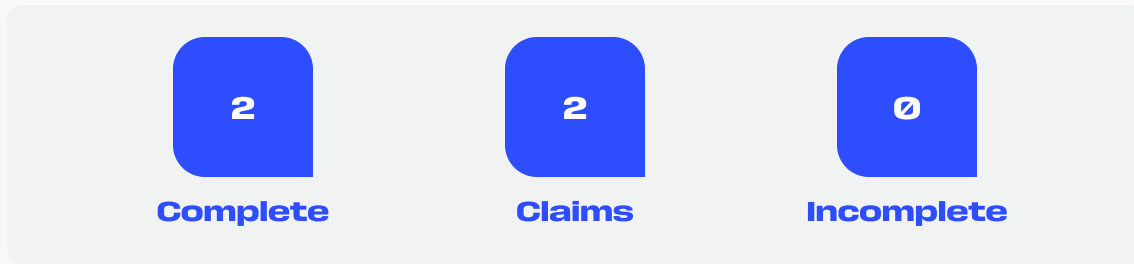
Total Attempts on Goal Faced

0

Save %

Total Attempts on Goal Faced	Total Goal Interventions	Save & Retain	Deflect & Retain	Save & Deflect	Save Attempt	No Save Attempt
8	1	0	0	1	1	6

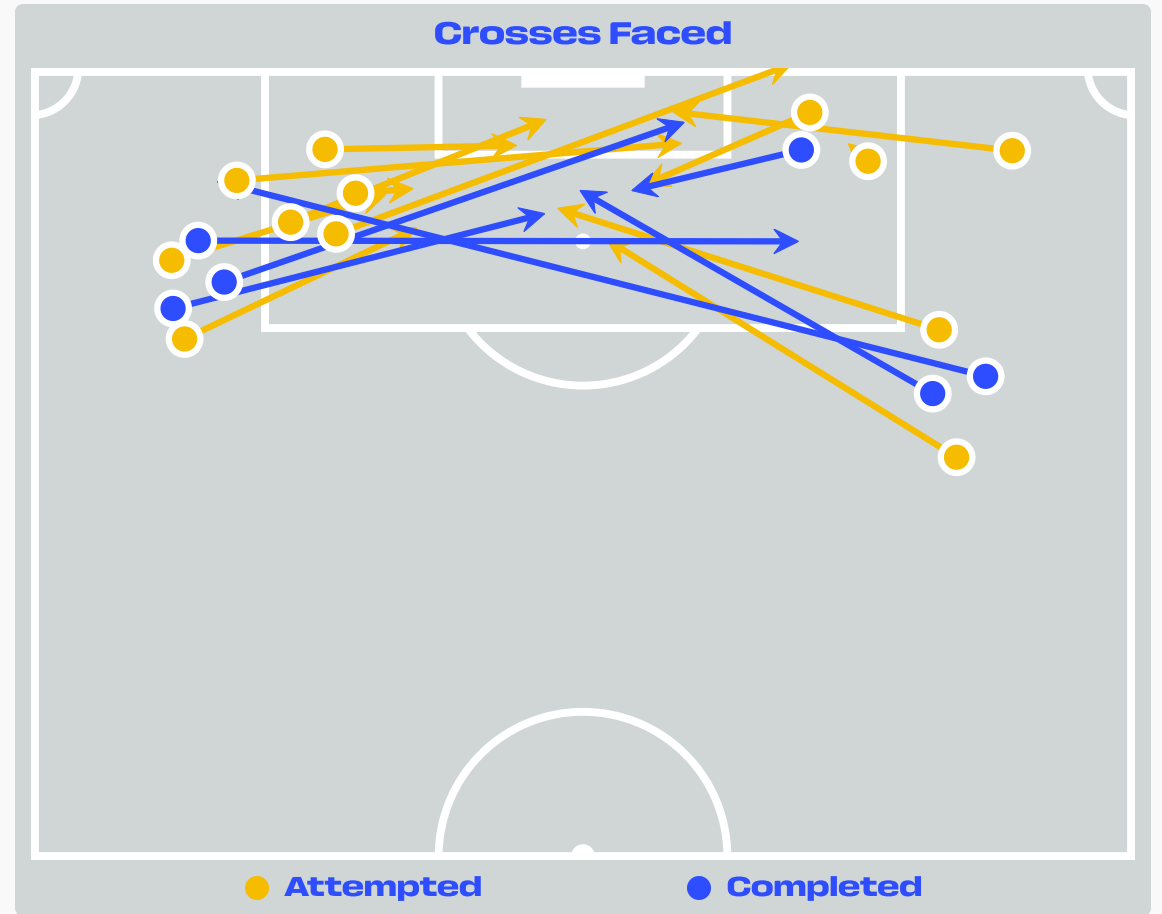


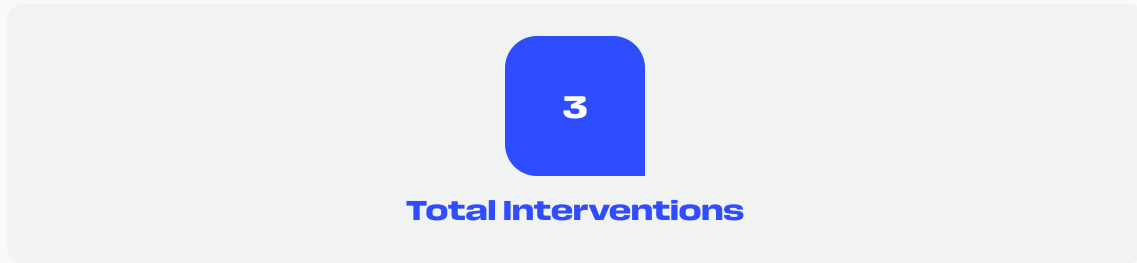
Aerial Control



Delivery Types Faced

Total	In Swing	Out Swing	Driven	Lofted	Cutback	Push
10	1	8	0	1	0	0

Aerial Control



Delivery Types Faced

Total	In Swing	Out Swing	Driven	Lofted	Cutback	Push
23	3	10	2	1	2	5

SET PLAYS



Portugal v Congo DR

Set Plays



33
Total Set Plays

12
Total Free Kicks

0
Total Penalties

5
Total Corners

16
Total Throw Ins

Free Kicks	
Type	Total
Direct	10
Direct (on target)	0
Direct (off target)	0
Indirect	2

Corners			
Delivery Type	From Left Side	From Right Side	Total
Direct to Area	0	4	4
Short	1	0	1
Edge of Penalty Area	0	0	0

Corners	
Delivery Style	Total
Inswing	1
Outswing	1
Driven	1
Lofted	1

Set Plays



31
Total Set Plays

12
Total Free Kicks

0
Total Penalties

4
Total Corners

15
Total Throw Ins

Free Kicks	
Type	Total
Direct	9
Direct (on target)	0
Direct (off target)	0
Indirect	3

Corners			
Delivery Type	From Left Side	From Right Side	Total
Direct to Area	1	1	2
Short	0	2	2
Edge of Penalty Area	0	0	0

Corners	
Delivery Style	Total
Inswing	0
Outswing	2
Driven	0
Lofted	0

INDIVIDUAL DATA IN POSSESSION



Portugal v Congo DR

In Possession - Distributions



#	Player	Passes Attempted	Passes Completed	Pass Completion %	Switches of Play	Crosses Attempted	Crosses Completed	Line Breaks Attempted	Line Breaks Completed	Line Break Completion %	Ball Progressions	Take Ons	Step Ins	Attempts at Goal	Goals
1	DIOGO COSTA	34	28	82%	1	0	0	9	5	56%	0	0	0	0	0
4	TOMAS ARAUJO	102	98	96%	2	0	0	35	32	91%	1	0	1	0	0
7	CRISTIANO RONALDO	20	19	95%	0	0	0	1	1	100%	0	0	0	3	0
8	BRUNO FERNANDES	78	68	87%	2	6	1	16	12	75%	0	0	0	2	0
10	BERNARDO SILVA	17	16	94%	0	0	0	2	2	100%	0	0	0	0	0
13	RENATO VEIGA	89	86	97%	0	0	0	21	19	90%	3	1	2	0	0
15	JOAO NEVES	92	87	95%	1	0	0	15	14	93%	2	2	0	1	1
18	PEDRO NETO	43	39	91%	0	4	2	7	6	86%	3	1	2	0	0
20	JOAO CANCELO	75	62	83%	2	3	1	17	12	71%	4	4	0	0	0
23	VITINHA	129	120	93%	6	0	0	31	27	87%	6	1	5	0	0
25	NUNO MENDES	72	67	93%	0	5	0	15	9	60%	2	1	1	0	0
2	NELSON SEMEDO	15	14	93%	0	2	0	5	3	60%	1	1	0	0	0
9	GONCALO RAMOS	2	2	100%	0	0	0	0	0	0%	0	0	0	0	0
17	RAFAEL LEAO	9	9	100%	0	1	1	3	2	67%	2	2	0	0	0
26	FRANCISCO CONCEICAO	27	25	93%	0	2	1	4	2	50%	3	3	0	1	0

In Possession - Offers & Receptions



			Offer movement types						
#	Player	Total Offers	In Front	In Between	Out to In	In to Out	In Behind	No Movement	Offers Received
1	DIOGO COSTA	6	0	0	0	0	0	6	4
4	TOMAS ARAUJO	11	0	0	0	0	1	10	7
7	CRISTIANO RONALDO	47	3	16	1	1	25	1	10
8	BRUNO FERNANDES	76	21	22	1	8	15	9	27
10	BERNARDO SILVA	38	7	5	0	2	20	4	9
13	RENATO VEIGA	14	2	0	0	0	0	12	7
15	JOAO NEVES	69	33	9	0	0	19	8	23
18	PEDRO NETO	47	6	2	0	0	28	11	15
20	JOAO CANCELO	28	8	1	0	1	8	10	13
23	VITINHA	55	25	14	0	3	0	13	27
25	NUNO MENDES	37	9	4	2	0	12	10	15
2	NELSON SEMEDO	21	3	6	0	2	7	3	6
9	GONCALO RAMOS	4	1	3	0	0	0	0	1
17	RAFAEL LEAO	3	0	0	0	0	0	3	3
26	FRANCISCO CONCEICAO	35	0	2	1	2	19	11	10

In Possession - Distributions



#	Player	Passes Attempted	Passes Completed	Pass Completion %	Switches of Play	Crosses Attempted	Crosses Completed	Line Breaks Attempted	Line Breaks Completed	Line Break Completion %	Ball Progressions	Take Ons	Step Ins	Attempts at Goal	Goals
1	Lionel MPASI	30	14	47%	0	0	0	16	3	19%	0	0	0	0	0
2	Aaron WAN-BISSAKA	25	23	92%	0	2	0	12	10	83%	3	3	0	0	0
3	Steve KAPUADI	21	18	86%	1	0	0	5	3	60%	1	0	1	1	0
4	Axel TUANZEBE	15	12	80%	0	0	0	2	0	0%	0	0	0	0	0
6	Ngalayel MUKAU	21	18	86%	0	0	0	6	6	100%	1	1	0	0	0
8	Samuel MOUTOUSSAMY	25	21	84%	1	0	0	8	6	75%	2	1	1	2	0
17	Cedric BAKAMBU	10	9	90%	0	1	0	1	0	0%	2	2	0	2	0
20	Yoane WISSA	21	18	86%	0	0	0	8	5	62%	4	2	2	2	1
22	Chancel MBEMBA	31	24	77%	1	1	0	13	10	77%	2	1	1	0	0
25	Edo KAYEMBE	17	15	88%	0	0	0	5	4	80%	4	4	0	1	0
26	Arthur MASUAKU	19	16	84%	1	6	1	12	9	75%	4	3	1	0	0
12	Joris KAYEMBE	8	5	62%	0	0	0	4	1	25%	0	0	0	0	0
14	Noah SADIKI	8	7	88%	0	0	0	3	1	33%	1	1	0	0	0
18	Charles PICKEL	9	8	89%	0	0	0	2	1	50%	0	0	0	0	0
23	Simon BANZA	2	1	50%	0	0	0	1	0	0%	0	0	0	0	0
24	Gedeon KALULU	6	5	83%	0	0	0	2	1	50%	0	0	0	0	0

In Possession - Offers & Receptions



			Offer movement types						
#	Player	Total Offers	In Front	In Between	Out to In	In to Out	In Behind	No Movement	Offers Received
1	Lionel MPASI	5	0	0	0	0	0	5	3
2	Aaron WAN-BISSAKA	32	5	2	1	0	15	9	10
3	Steve KAPUADI	7	4	0	0	0	1	2	3
4	Axel TUANZEBE	2	1	0	0	0	0	1	0
6	Ngalayel MUKAU	23	8	5	0	2	2	6	8
8	Samuel MOUTOUSSAMY	30	12	12	2	3	1	0	9
17	Cedric BAKAMBU	45	2	19	0	2	22	0	11
20	Yoane WISSA	24	2	12	0	1	8	1	5
22	Chancel MBEMBA	9	5	0	0	0	0	4	5
25	Edo KAYEMBE	34	9	13	0	3	4	5	11
26	Arthur MASUAKU	9	4	0	0	0	4	1	4
12	Joris KAYEMBE	3	0	0	0	0	1	2	2
14	Noah SADIKI	13	0	7	0	1	3	2	7
18	Charles PICKEL	10	5	0	0	0	4	1	5
23	Simon BANZA	4	0	3	0	0	1	0	1
24	Gedeon KALULU	3	0	0	0	0	1	2	0

INDIVIDUAL DATA OUT OF POSSESSION



Portugal v Congo DR

Out of Possession



#	Player	Tackles Made / Won	Blocks	Interceptions	Pressing Direct	Pressing Indirect	Duels Won - Aerial	Duels Won - Physical	Possession Contests won	Clearances	Loose Ball Receptions	Pushing On	Pushing On into Pressing	Possession Regains	Possession Interrupted
1	DIOGO COSTA	0 / 0	0	0	0	0	0	0	0	0	4	0	0	5	0
4	TOMAS ARAUJO	0 / 0	2	2	1	3	1	0	2	3	8	9	2	6	2
7	CRISTIANO RONALDO	0 / 0	0	0	1	10	1	0	1	0	1	11	6	0	0
8	BRUNO FERNANDES	6 / 2	2	0	5	36	2	0	2	0	4	32	18	2	0
10	BERNARDO SILVA	2 / 0	0	0	1	11	0	0	1	0	2	11	5	1	0
13	RENATO VEIGA	3 / 0	1	0	3	7	1	0	1	6	8	10	3	3	3
15	JOAO NEVES	1 / 0	1	4	4	24	1	0	1	1	5	14	4	5	1
18	PEDRO NETO	1 / 0	0	0	1	13	1	0	1	0	3	10	6	0	1
20	JOAO CANCELO	6 / 1	2	0	1	18	0	0	0	4	10	21	14	1	6
23	VITINHA	0 / 0	1	0	1	11	0	0	0	0	9	14	2	0	0
25	NUNO MENDES	5 / 2	1	2	1	9	1	0	1	0	7	27	7	4	1
2	NELSON SEMEDO	0 / 0	0	1	1	1	0	0	0	0	0	7	1	1	0
9	GONCALO RAMOS	0 / 0	1	0	0	3	0	0	0	0	0	10	2	0	0
17	RAFAEL LEAO	0 / 0	0	0	1	7	0	0	0	0	2	4	3	0	0
26	FRANCISCO CONCEICAO	1 / 1	1	0	3	6	0	0	0	0	1	2	1	1	0

Out of Possession



#	Player	Tackles Made / Won	Blocks	Interceptions	Pressing Direct	Pressing Indirect	Duels Won - Aerial	Duels Won - Physical	Possession Contests won	Clearances	Loose Ball Receptions	Pushing On	Pushing On into Pressing	Possession Regains	Possession Interrupted
1	Lionel MPASI	0 / 0	0	0	0	0	0	0	0	1	1	0	0	8	0
2	Aaron WAN-BISSAKA	4 / 1	0	1	4	29	1	0	1	7	6	36	19	4	5
3	Steve KAPUADI	1 / 0	1	1	1	6	1	0	1	3	2	27	2	1	3
4	Axel TUANZEBE	1 / 0	3	1	1	1	0	0	0	6	2	9	1	5	5
6	Ngalayel MUKAU	2 / 0	3	0	1	64	0	0	1	2	1	50	32	1	3
8	Samuel MOUTOUSSAMY	5 / 0	1	0	5	34	0	0	1	0	7	40	22	2	2
17	Cedric BAKAMBU	2 / 0	2	0	0	44	3	0	3	0	2	30	14	0	2
20	Yoane WISSA	0 / 0	3	0	4	40	0	0	0	1	6	27	13	2	2
22	Chancel MBEMBA	2 / 1	2	0	5	6	1	0	2	6	8	10	3	3	6
25	Edo KAYEMBE	7 / 3	1	1	10	46	0	0	1	0	1	51	23	5	2
26	Arthur MASUAKU	3 / 1	0	1	1	30	0	0	0	1	2	28	24	2	1
12	Joris KAYEMBE	2 / 1	2	0	2	10	0	0	0	1	0	4	3	1	2
14	Noah SADIKI	3 / 0	1	0	3	32	0	0	0	0	1	17	15	0	2
18	Charles PICKEL	0 / 0	1	0	0	17	0	0	0	0	0	12	8	0	0
23	Simon BANZA	0 / 0	1	0	1	7	1	0	1	0	0	4	3	0	1
24	Gedeon KALULU	1 / 0	0	0	3	0	1	0	1	0	0	3	1	0	1

INDIVIDUAL DATA PHYSICAL



Portugal v Congo DR

Physical Data



#	Player	Total Distance (m)	Zone 1: 0-7 km/h (m)	Zone 2: 7-15 km/h (m)	Zone 3: 15-20 km/h (m)	Zone 4: 20-25 km/h (m)	Zone 5: 25+ km/h (m)	High Speed Runs (Zone 3)	Sprints (Zone 4 & 5)	Top Speed (km/h)
1	DIOGO COSTA	4615.1	3698.8	832.2	73.8	10.4	0	8.0	1.0	22.9
4	TOMAS ARAUJO	10213.3	4172.5	4140.8	1319.5	501.1	79.3	113.0	39.0	29.4
7	CRISTIANO RONALDO	8389.5	4267.2	3025.3	688.3	335.5	73.1	60.0	29.0	30.7
8	BRUNO FERNANDES	10584.9	4077.8	4430.8	1412.2	504.4	159.7	115.0	42.0	31.2
10	BERNARDO SILVA	6076.9	1779.9	2691.9	1069.5	416.7	118.9	87.0	29.0	28.5
13	RENATO VEIGA	10073.0	4104.8	4202.4	1203.5	402.4	159.9	113.0	31.0	32.4
15	JOAO NEVES	11977.1	3502.4	5993.1	1550.7	731.3	199.6	144.0	54.0	29.2
18	PEDRO NETO	7636.3	3283.5	2661.6	894.6	515.5	281.2	88.0	47.0	34.8
20	JOAO CANCELO	10754.2	4092.4	4479.7	1468.0	626.0	88.0	122.0	49.0	28.5
23	VITINHA	10224.6	3118.3	5088.0	1341.3	528.1	148.9	112.0	42.0	31.4
25	NUNO MENDES	6523.7	2910.4	2374.2	785.7	298.1	155.4	62.0	31.0	31.5
2	NELSON SEMEDO	3086.1	852.2	1282.6	608.5	210.3	132.5	46.0	16.0	31.1
9	GONCALO RAMOS	1627.4	452.3	614.4	302.9	189.1	68.6	27.0	14.0	31.9
17	RAFAEL LEAO	2434.2	1085.1	784.8	352.2	155.3	56.8	31.0	11.0	30.1
26	FRANCISCO CONCEICAO	5560.7	2075.0	2306.9	791.8	237.9	149.1	64.0	23.0	32.9

Physical Data



#	Player	Total Distance (m)	Zone 1: 0-7 km/h (m)	Zone 2: 7-15 km/h (m)	Zone 3: 15-20 km/h (m)	Zone 4: 20-25 km/h (m)	Zone 5: 25+ km/h (m)	High Speed Runs (Zone 3)	Sprints (Zone 4 & 5)	Top Speed (km/h)
1	Lionel MPASI	4579.9	3718.6	751.2	88.8	21.2	0	10.0	2.0	24.4
2	Aaron WAN-BISSAKA	9260.5	3672.8	3721.2	1119.5	497.7	249.1	101.0	43.0	31.6
3	Steve KAPUADI	9955.3	4150.1	4124.5	1223.6	295.5	161.6	109.0	26.0	32.8
4	Axel TUANZEBE	9283.3	4110.6	3951.2	748.8	337.0	135.7	68.0	26.0	28.5
6	Ngalayel MUKAU	7945.6	2128.5	3943.2	1401.5	388.9	83.4	122.0	34.0	30.5
8	Samuel MOUTOUSSAMY	12137.7	3251.1	5944.2	2029.0	761.8	151.6	159.0	51.0	29.9
17	Cedric BAKAMBU	9255.1	3958.1	3057.3	1342.2	646.8	250.7	114.0	56.0	32.3
20	Yoane WISSA	10880.7	4359.4	4291.4	1234.7	629.3	365.9	96.0	49.0	33.4
22	Chancel MBEMBA	9189.2	4214.1	3555.7	890.7	352.4	176.2	82.0	33.0	32.2
25	Edo KAYEMBE	9203.5	2895.2	4203.4	1450.0	571.3	83.6	137.0	43.0	28.4
26	Arthur MASUAKU	8008.0	3288.5	3331.7	883.6	384.9	119.2	85.0	31.0	32.5
12	Joris KAYEMBE	2510.7	839.9	1002.6	462.2	200.6	5.5	32.0	13.0	25.5
14	Noah SADIKI	4751.4	1365.1	2069.4	781.8	387.6	147.5	71.0	30.0	30.5
18	Charles PICKEL	2870.6	767.6	1041.5	504.1	274.3	283.1	47.0	21.0	33.2
23	Simon BANZA	1383.0	332.1	587.2	292.6	131.6	39.6	23.0	8.0	29.0
24	Gedeon KALULU	1186.8	420.0	418.2	208.9	116.5	23.2	20.0	6.0	28.0



TM