



Ghana 1 - 0 Panama

Group L - Match 21

17 June 2026

19:00 Kick Off

Toronto Stadium

POST MATCH SUMMARY REPORT

Match Summary - Teams



Ghana

1 - 0

Panama

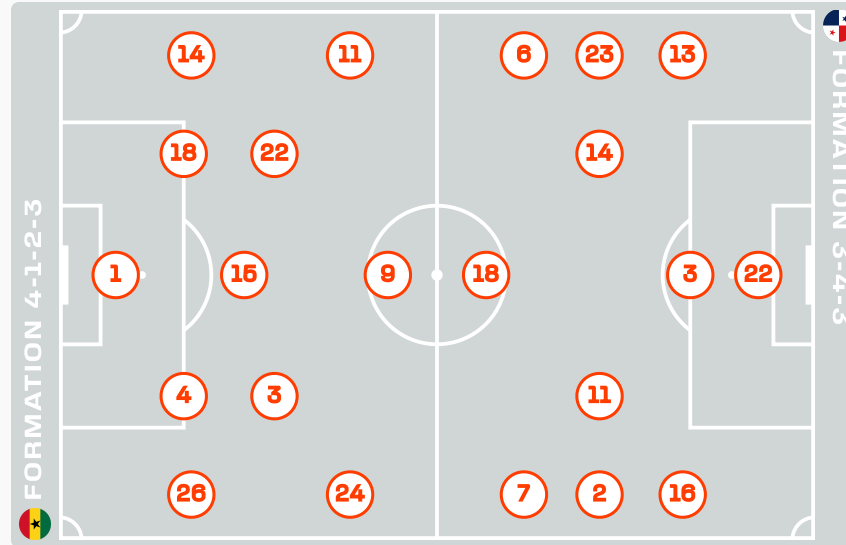


STARTING

- 1 GK Lawrence Ati ZIGI ↓ 45'
- 3 MF Caleb VIRENKYI 16' 90+5'
- 4 DF Jonas ADJETEY
- 9 FW Jordan AVEW ↓ 87'
- 11 MF Antoine SEMENYO
- 14 DF Gideon MENSAH
- 15 MF Elisha OWUSU ↓ 78'
- 18 DF Jerome OPOKU
- 22 FW Kamaldeen SULEMANA ↓ 58'
- 24 FW Ernest NUAMAH ↓ 58'
- 26 DF Marvin SENAYA

SUBSTITUTES

- 12 GK Joseph ANANG
- 16 GK Benjamin ASARE ↑ 45'
- 2 DF Alidu SEIDU
- 5 MF Thomas PARTEY
- 6 DF Abdul MUMIN
- 7 FW Abdul FATAWU ↑ 58'
- 8 MF Kwasi SIBO ↑ 78'
- 10 FW Brandon THOMAS-ASANTE ↑ 58'
- 13 FW Christopher BONSU BAAH
- 17 DF Baba RAHMAN
- 19 FW Inaki WILLIAMS
- 20 MF Augustine BOAKYE
- 21 DF Kojo Peprah OPPONG
- 23 DF Derrick LUCKASSEN
- 25 FW Prince ADU ↑ 87'



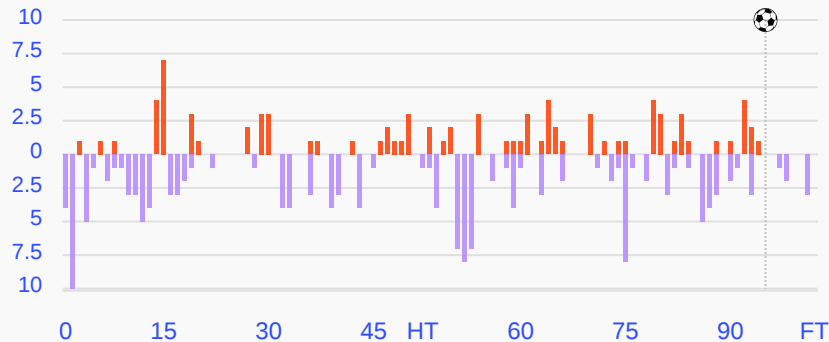
STARTING

- Orlando MOSQUERA GK 22
- ↓ 90' 72' Cesar BLACKMAN DF 2
- Jose CORDOBA DF 3
- ↓ 63' Cristian MARTINEZ MF 6
- ↓ 74' Jose Luis RODRIGUEZ MF 7
- Edgar Yoel BARCENAS MF 11
- Jiovany RAMOS DF 13
- 99' Carlos HARVEY DF 14
- Andres ANDRADE DF 16
- ↓ 63' Cecilio WATERMAN FW 18
- Amir MURILLO DF 23

SUBSTITUTES

- Luis MEJIA GK 1
- Cesar SAMUDIO GK 12
- Fidel ESCOBAR DF 4
- Edgardo FARINA DF 5
- Adalberto CARRASQUILLA MF 8
- Tomas RODRIGUEZ FW 9
- ↑ 74' Ismael DIAZ MF 10
- Eric DAVIS DF 15
- ↑ 63' Jose FAJARDO FW 17
- Alberto QUINTERO MF 19
- ↑ 90' Anibal GODOY MF 20
- Cesar VANIS MF 21
- ↑ 63' Azarias LONDONO FW 24
- Roderick MILLER DF 25
- Jorge GUTIERREZ DF 26

Distribution in the Final Third



■ Ghana ■ Panama

Match Summary - Key Statistics



1 - 0



Possession

Total	35.6%	8.9%	55.5%	Total
1	Goals			0
0.98	xG (Expected Goals)			0.77
7 (2)	Attempts at Goal (On Target)			11 (4)
362 (304)	Total Passes (Complete)			597 (526)
84 %	Pass Completion %			88 %
70	Completed Line Breaks			105
12	Defensive Line Breaks			8
66	Receptions in the Final Third			114
17	Crosses			21
36	Ball Progressions			22
294 (60)	Defensive Pressures Applied (Direct Pressures)			201 (62)
49	Forced Turnovers			48
70	Second Balls			75
119 km	Total Distance Covered			117.3 km
6.2 km	Zone 4 - Low Speed Sprinting: 20-25 km/h			5.7 km



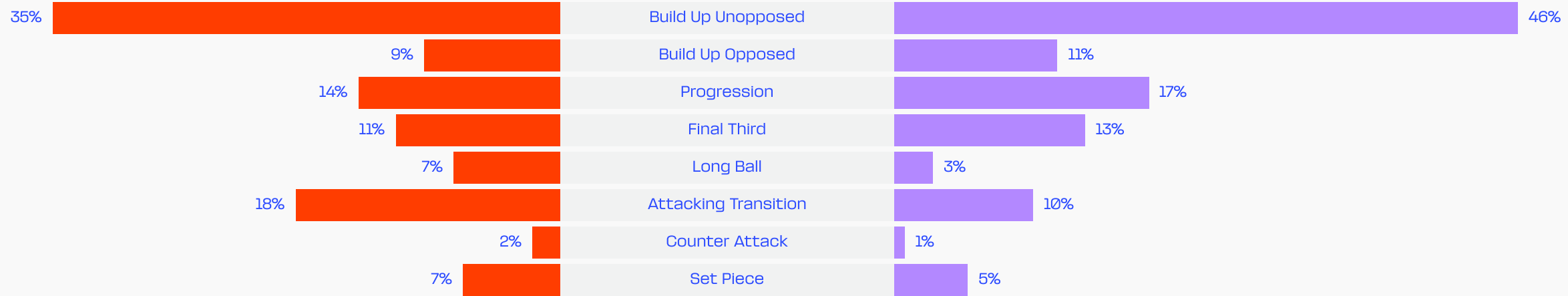
Ghana

Phases of Play

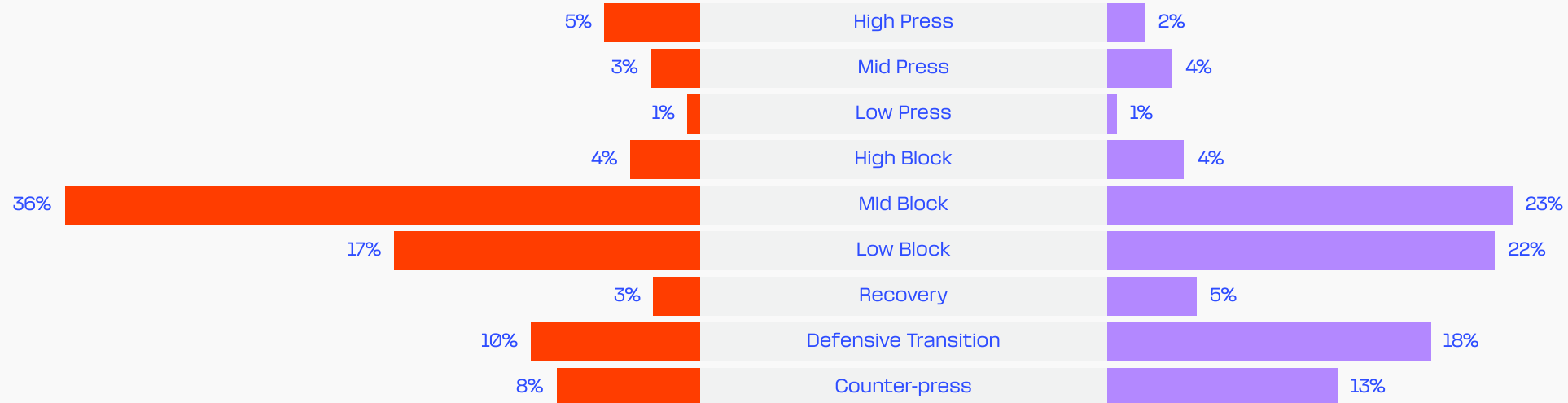
Panama



IN POSSESSION



OUT OF POSSESSION

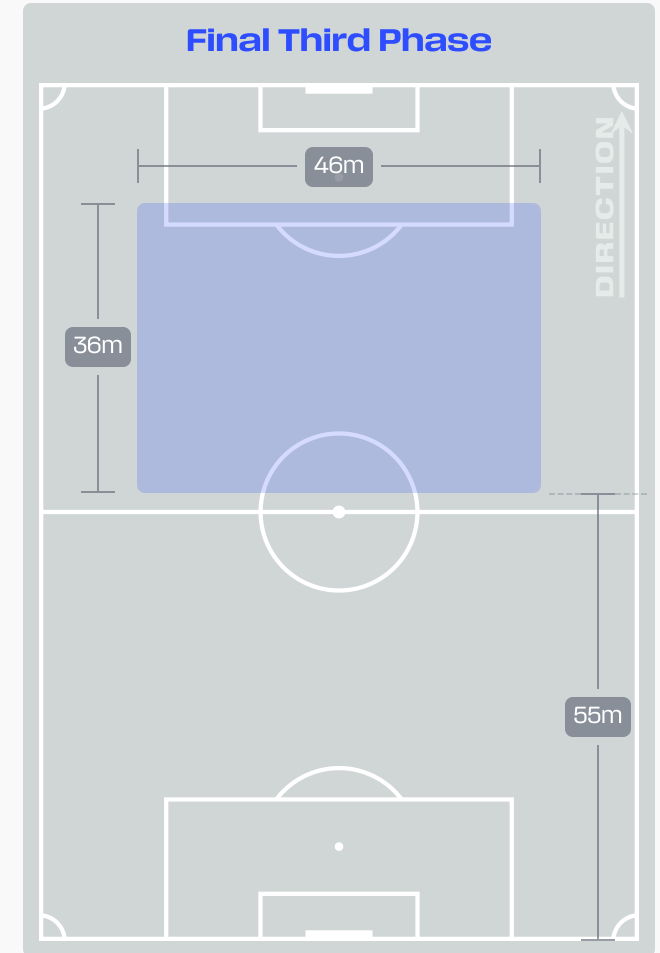
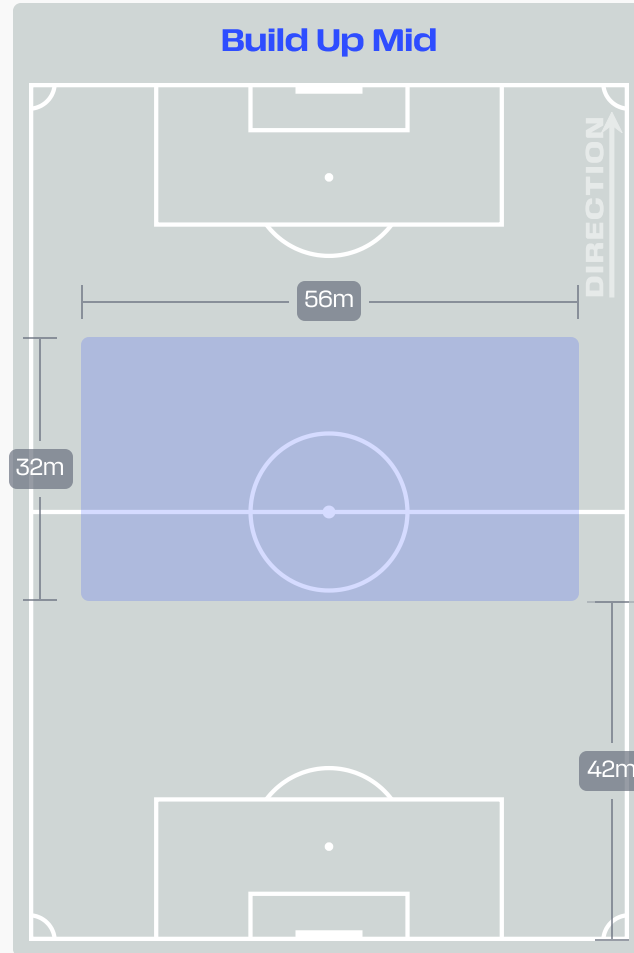
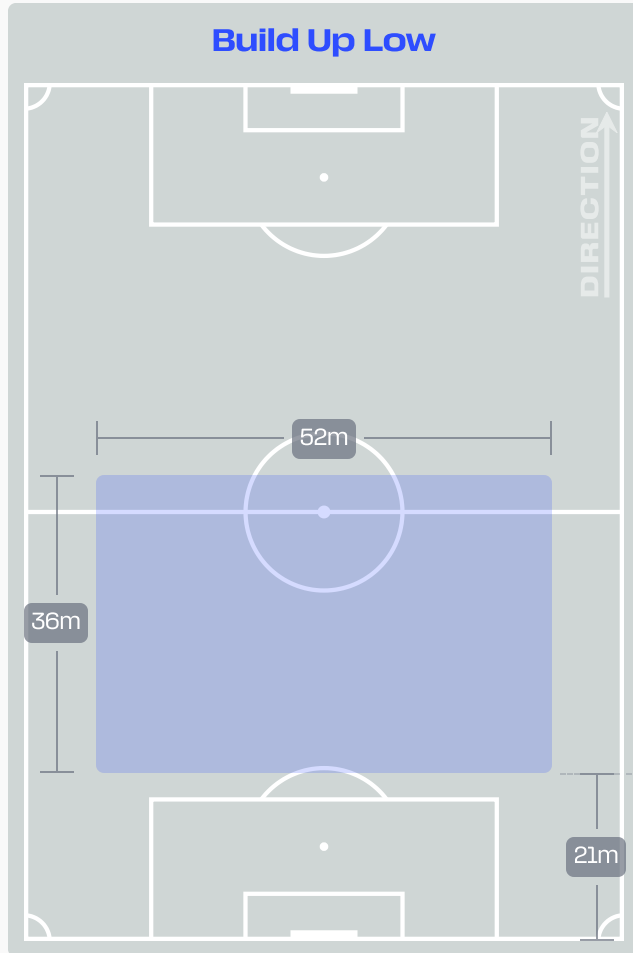


IN POSSESSION

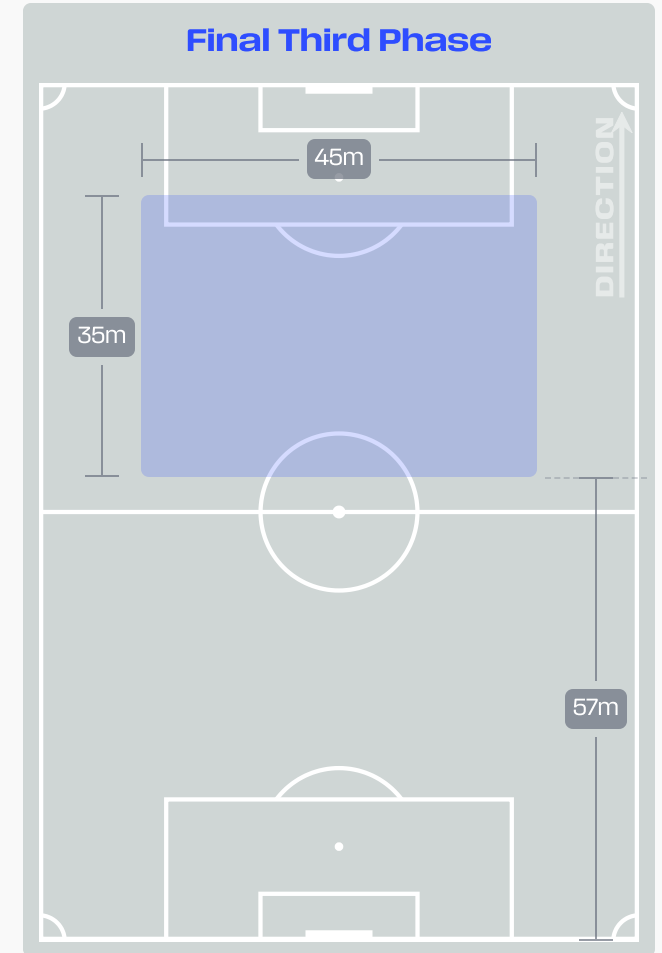
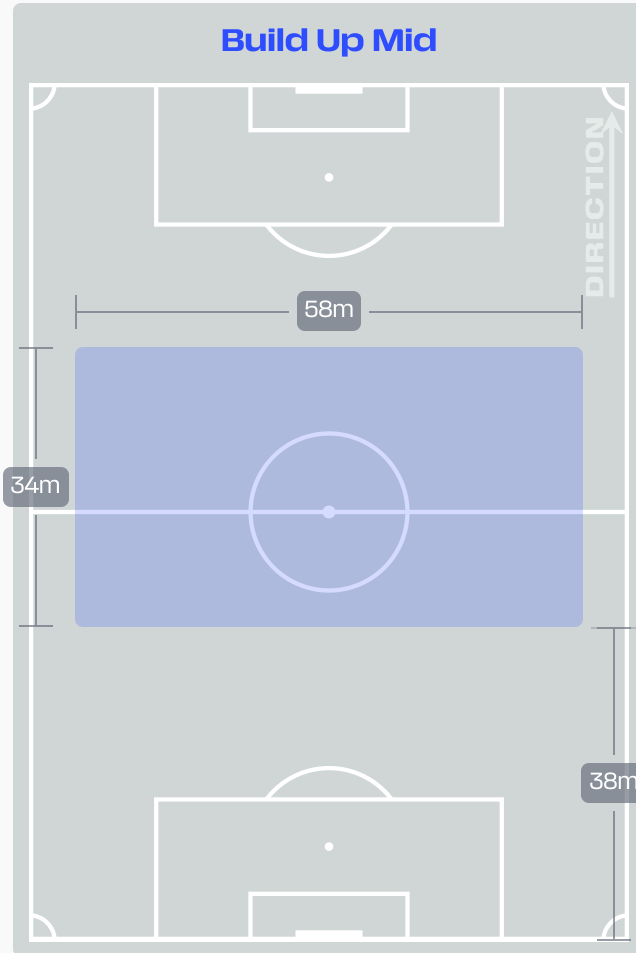
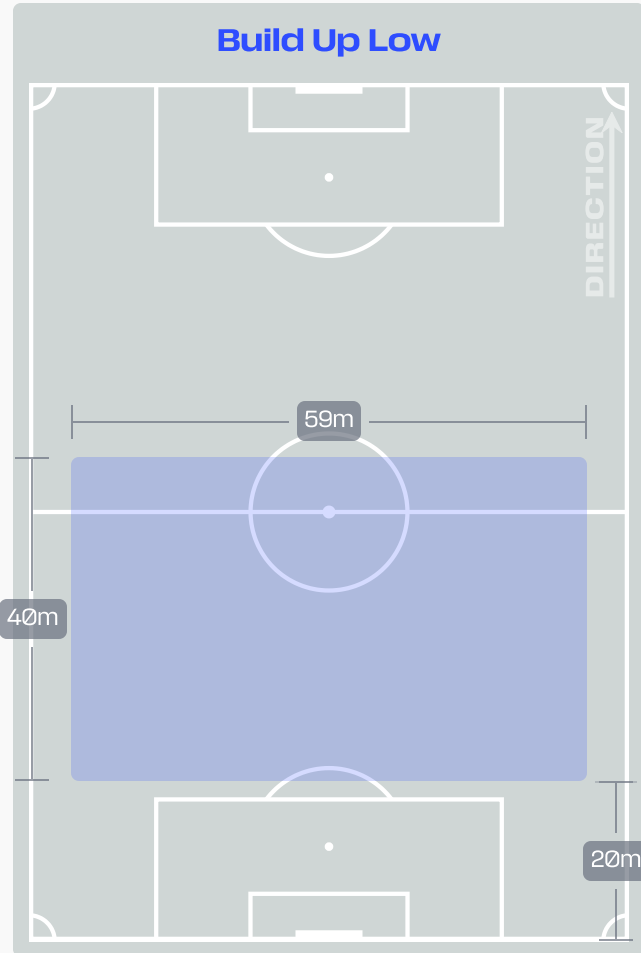


Ghana v Panama

In Possession Line Height & Team Length



In Possession Line Height & Team Length



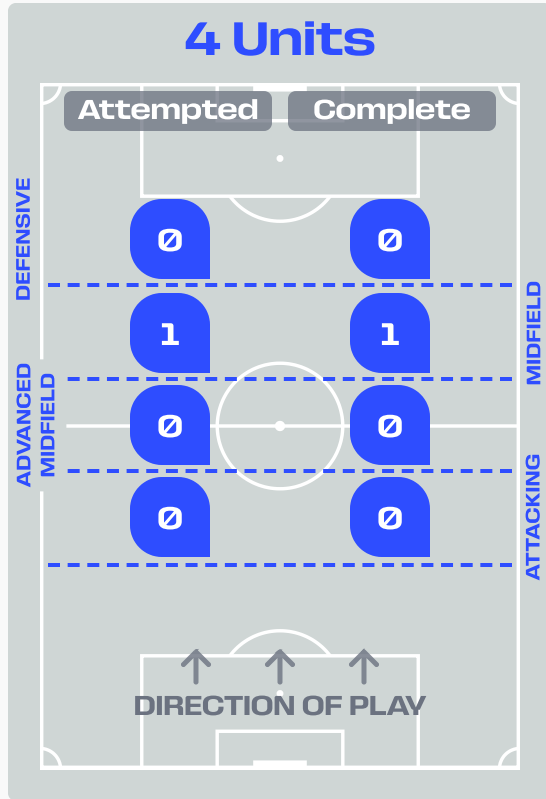
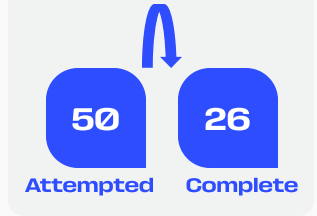
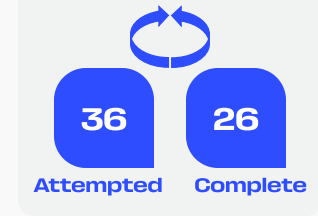
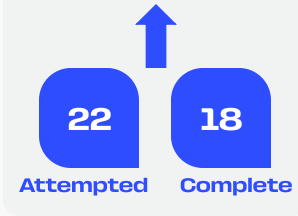
Line Breaks



Ghana

Attempted Line Breaks

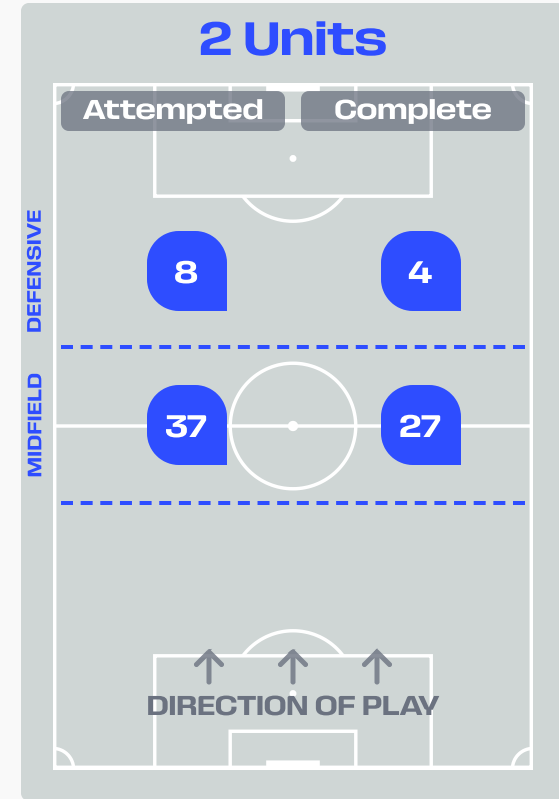
108



Attempted Line Breaks	1
Inside Shape	0
Outside Shape	1



Attempted Line Breaks	62
Inside Shape	38
Outside Shape	24



Attempted Line Breaks	45
Inside Shape	27
Outside Shape	18

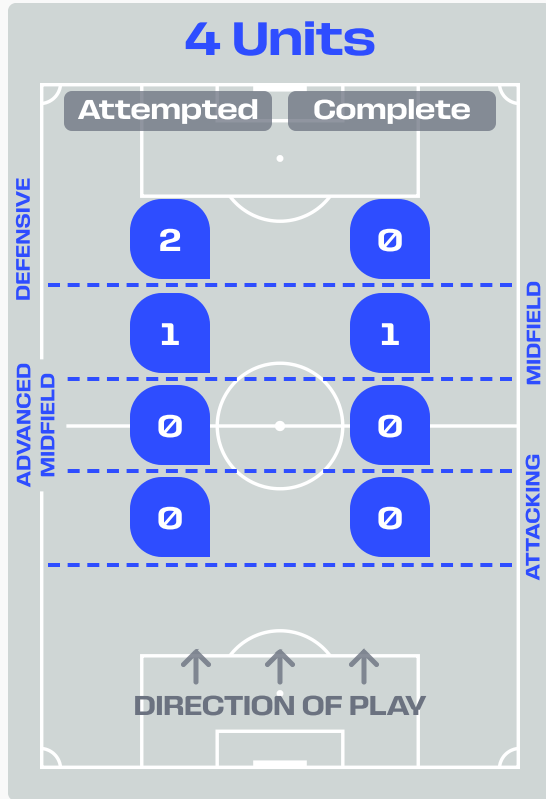
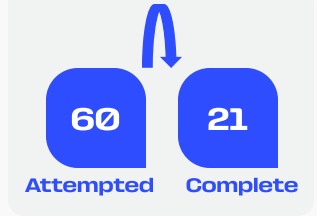
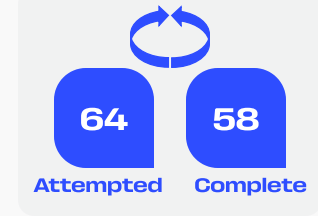
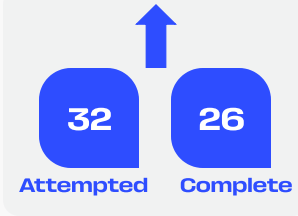
Line Breaks



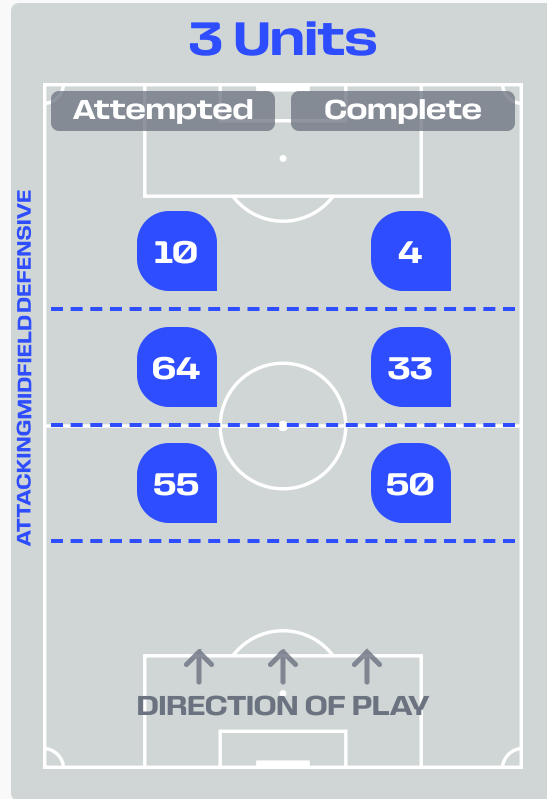
Panama

Attempted Line Breaks

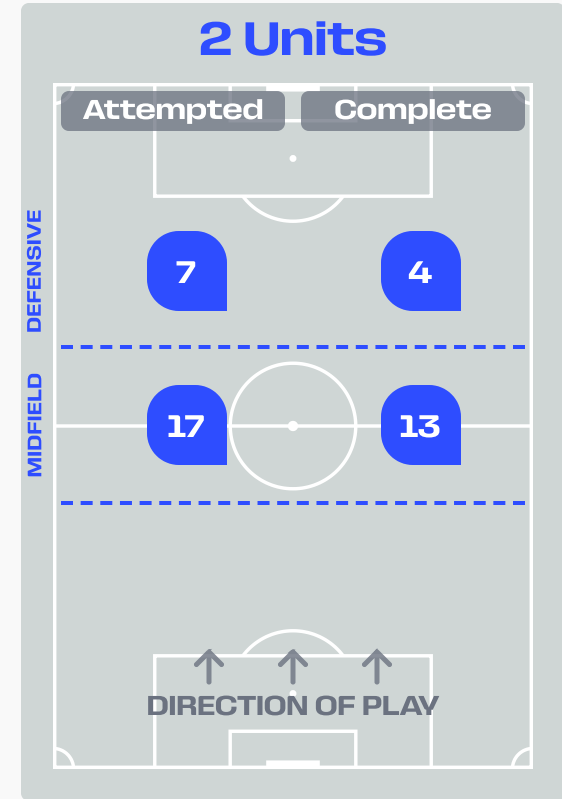
156



Attempted Line Breaks	3
Inside Shape	1
Outside Shape	2



Attempted Line Breaks	129
Inside Shape	65
Outside Shape	64



Attempted Line Breaks	24
Inside Shape	13
Outside Shape	11

Line Breaks



					4 Units				3 Units			2 Units		Direction			Distribution Type		
#	Player	Line Breaks Attempted	Line Breaks Completed	Line Break Completion %	Attacking Line	Attacking Midfield Line	Midfield Line	Defensive Line	Attacking Line	Midfield Line	Defensive Line	Midfield Line	Defensive Line	Through	Around	Over	Pass	Cross	Ball Progression
1	Lawrence Ati ZIGI	3	1	33%	0	0	0	0	1	0	0	2	0	0	0	3	3	0	0
3	Caleb YIRENKYI	6	5	83%	0	0	0	0	0	4	0	1	1	4	1	1	6	0	0
4	Jonas ADJETEY	12	7	58%	0	0	0	0	1	7	0	4	0	2	2	8	12	0	0
9	Jordan AYEWE	5	1	20%	0	0	0	0	0	1	0	3	1	0	2	3	2	2	1
11	Antoine SEMENYO	5	4	80%	0	0	0	0	0	1	3	1	0	3	1	1	4	0	1
14	Gideon MENSAH	21	17	81%	0	0	0	0	8	6	1	6	0	4	9	8	20	0	1
15	Elisha OWUSU	3	1	33%	0	0	0	0	0	1	1	1	0	1	0	2	3	0	0
18	Jerome OPOKU	8	5	62%	0	0	1	0	1	0	1	5	0	1	2	5	8	0	0
22	Kamaldeen SULEMANA	8	6	75%	0	0	0	0	0	0	1	5	2	2	4	2	6	1	1
24	Ernest NUAMAH	1	0	0%	0	0	0	0	0	0	0	0	1	1	0	0	0	0	1
26	Marvin SENAYA	16	10	62%	0	0	0	0	6	1	1	5	3	0	11	5	13	1	2
16	Benjamin ASARE	9	5	56%	0	0	0	0	3	2	2	2	0	0	0	9	9	0	0
7	Abdul FATAWU	6	5	83%	0	0	0	0	2	1	2	1	0	2	3	1	3	0	3
8	Kwasi SIBO	2	1	50%	0	0	0	0	1	0	0	1	0	0	1	1	2	0	0
10	Brandon THOMAS-ASANTE	2	1	50%	0	0	0	0	0	2	0	0	0	1	0	1	1	0	1
25	Prince ADU	1	1	100%	0	0	0	0	0	1	0	0	0	1	0	0	1	0	0

Line Breaks



					4 Units				3 Units			2 Units		Direction			Distribution Type		
#	Player	Line Breaks Attempted	Line Breaks Completed	Line Break Completion %	Attacking Line	Attacking Midfield Line	Midfield Line	Defensive Line	Attacking Line	Midfield Line	Defensive Line	Midfield Line	Defensive Line	Through	Around	Over	Pass	Cross	Ball Progression
22	Orlando MOSQUERA	6	0	0%	0	0	0	0	1	5	0	0	0	0	0	6	6	0	0
2	Cesar BLACKMAN	7	6	86%	0	0	0	0	0	5	1	0	1	0	6	1	7	0	0
3	Jose CORDOBA	10	5	50%	0	0	0	0	3	5	0	2	0	0	2	8	10	0	0
6	Cristian MARTINEZ	4	2	50%	0	0	0	0	0	1	1	0	2	0	2	2	3	1	0
7	Jose Luis RODRIGUEZ	5	4	80%	0	0	0	0	0	4	0	0	1	1	4	0	4	0	1
11	Edgar Yoel BARCENAS	11	9	82%	0	0	0	0	4	6	0	1	0	4	5	2	10	0	1
13	Jiovany RAMOS	29	21	72%	0	0	0	0	15	9	1	4	0	7	13	9	28	0	1
14	Carlos HARVEY	12	8	67%	0	0	0	1	2	6	0	2	1	2	4	6	12	0	0
16	Andres ANDRADE	50	34	68%	0	0	0	1	23	15	3	7	1	11	21	18	47	3	0
18	Cecilio WATERMAN	2	1	50%	0	0	0	0	0	1	1	0	0	1	1	0	2	0	0
23	Amir MURILLO	8	5	62%	0	0	0	0	4	0	2	1	1	2	2	4	7	0	1
10	Ismael DIAZ	3	3	100%	0	0	0	0	0	3	0	0	0	2	0	1	3	0	0
17	Jose FAJARDO	0	0	0%	0	0	0	0	0	0	0	0	0	0	0	0	0	0	0
20	Anibal GODOY	5	4	80%	0	0	1	0	2	1	1	0	0	0	3	2	4	1	0
24	Azarias LONDONO	4	3	75%	0	0	0	0	1	3	0	0	0	2	1	1	3	1	0



Passing Networks

#	Passes From ↓ to →	Lawrence Ati ZIGI	Caleb YIRENKYI	Jonas ADJETEY	Jordan AYEW	Antoine SEMENYO	Gideon MENSAH	Elisha OWUSU	Jerome OPOKU	Kamaldeen SULEMANA	Ernest NUAMAH	Marvin SENAYA	Benjamin ASARE	Abdul FATAWU	Kwasi SIBO	Brandon THOMAS-ASANTE	Prince ADU
1	Lawrence Ati ZIGI		0	2	1	0	3	0	2	0	0	0	0	0	0	0	0
3	Caleb YIRENKYI	1		3	2	1	2	4	3	3	3	4	0	3	1	0	0
4	Jonas ADJETEY	2	3		0	1	2	3	17	0	1	12	0	1	2	1	0
9	Jordan AYEW	0	0	2		2	1	2	0	0	1	0	0	0	0	0	0
11	Antoine SEMENYO	0	1	1	1		3	2	2	1	0	0	0	1	2	1	1
14	Gideon MENSAH	1	5	2	5	8		2	7	7	0	0	0	0	4	1	0
15	Elisha OWUSU	0	3	5	3	0	3		3	1	0	2	0	0	0	0	0
18	Jerome OPOKU	0	2	17	0	1	15	3		0	1	0	0	0	1	0	0
22	Kamaldeen SULEMANA	1	0	0	0	1	6	0	0		0	1	0	0	0	0	0
24	Ernest NUAMAH	0	3	0	0	0	1	2	1	1		1	0	0	0	0	0
26	Marvin SENAYA	0	2	9	0	0	0	1	0	0	6		0	5	0	0	0
16	Benjamin ASARE	0	0	0	2	0	0	0	1	0	0	0		0	1	0	1
7	Abdul FATAWU	0	1	0	0	2	0	0	0	0	0	2	0		0	2	0
8	Kwasi SIBO	0	2	2	0	0	4	0	0	0	0	4	0	1		1	1
10	Brandon THOMAS-ASANTE	0	0	0	0	0	0	0	0	0	0	0	0	1	0		0
25	Prince ADU	0	0	0	0	1	0	0	0	0	0	0	0	0	0	1	

Top 5 Player to Player Passers		
Player	Passed To	% of Total Team Passes
Jonas ADJETEY	Jerome OPOKU	6.1%
Jerome OPOKU	Jonas ADJETEY	6.1%
Jerome OPOKU	Gideon MENSAH	5.4%
Jonas ADJETEY	Marvin SENAYA	4.3%
Marvin SENAYA	Jonas ADJETEY	3.2%

Passing Networks



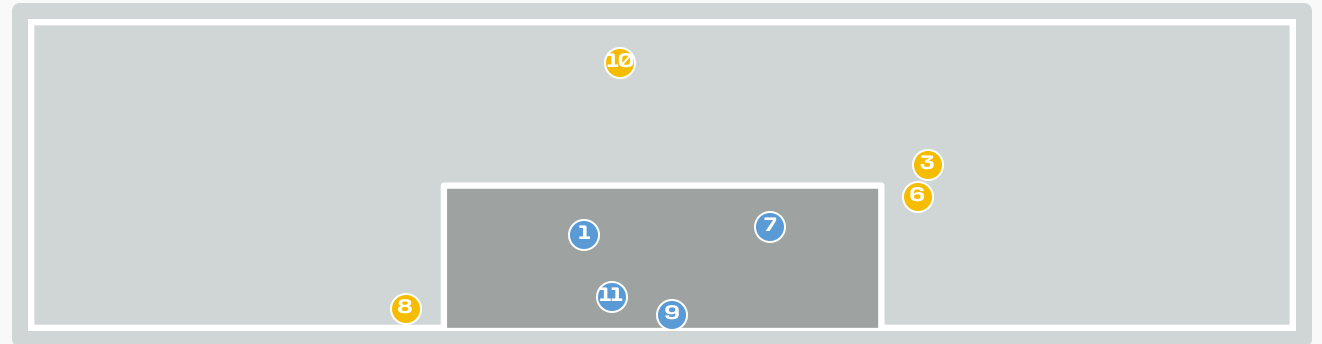
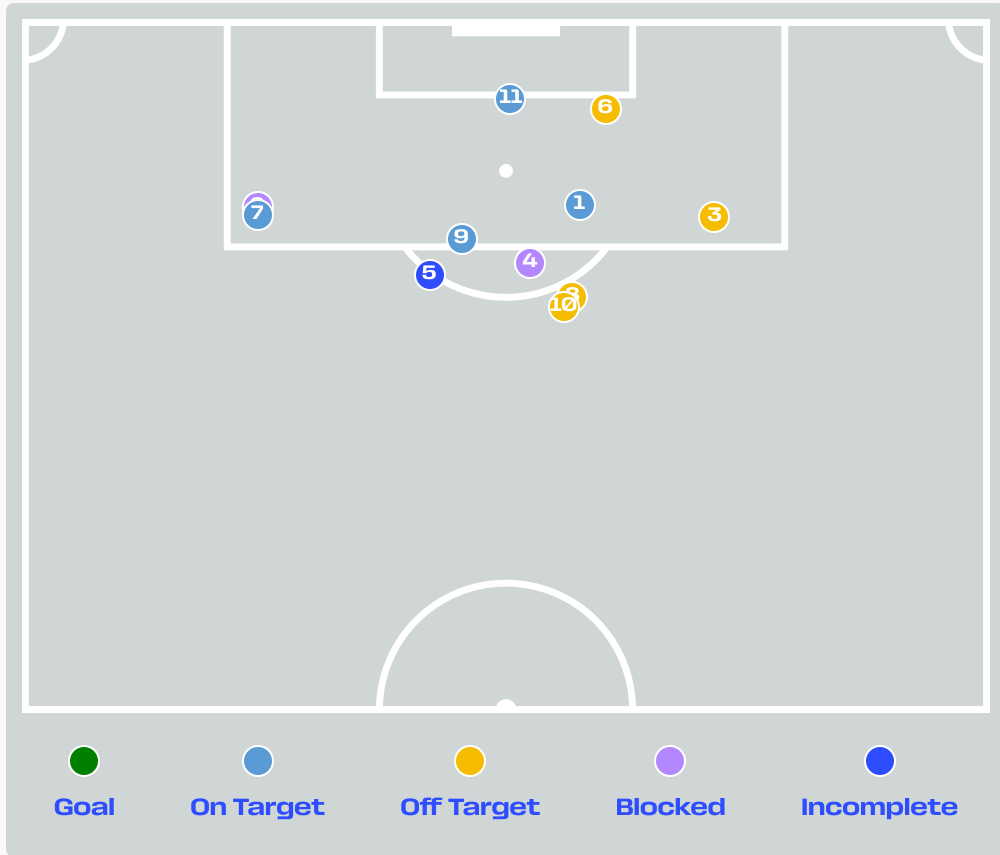
#	Passes From ↓ to →	Orlando MOSQUERA	Cesar BLACKMAN	Jose CORDOBA	Cristian MARTINEZ	Jose Luis RODRIGUEZ	Edgar Yoel BARCENAS	Jiovany RAMOS	Carlos HARVEY	Andres ANDRADE	Cecilio WATERMAN	Amir MURILLO	Ismael DIAZ	Jose FAJARDO	Anibal GODOY	Azarias LONDONO
22	Orlando MOSQUERA		0	10	0	0	1	3	0	10	0	2	1	0	0	0
2	Cesar BLACKMAN	0		3	0	9	5	0	4	9	1	0	2	0	0	0
3	Jose CORDOBA	6	0		1	0	4	36	3	37	0	2	0	0	1	0
6	Cristian MARTINEZ	0	0	2		1	0	3	3	0	2	4	0	0	0	0
7	Jose Luis RODRIGUEZ	0	11	0	1		0	0	1	1	1	0	0	0	0	1
11	Edgar Yoel BARCENAS	1	4	7	3	3		6	8	15	0	1	1	0	1	1
13	Jiovany RAMOS	6	1	28	1	0	5		16	5	1	15	0	0	0	2
14	Carlos HARVEY	0	1	5	4	1	9	14		2	2	5	1	0	1	0
16	Andres ANDRADE	3	14	29	1	11	5	4	4		0	2	1	0	3	2
18	Cecilio WATERMAN	0	0	1	1	2	1	0	1	0		0	0	0	0	0
23	Amir MURILLO	2	1	1	4	0	6	11	5	0	0		0	0	0	3
10	Ismael DIAZ	0	1	0	0	0	2	0	2	0	0	0		1	1	0
17	Jose FAJARDO	0	0	0	0	0	0	0	0	0	0	0	0		0	0
20	Anibal GODOY	0	0	0	0	0	4	0	0	3	0	0	1	0		0
24	Azarias LONDONO	0	1	0	0	1	3	0	0	0	0	4	1	1	0	






Top 5 Player to Player Passers		
Player	Passed To	% of Total Team Passes
Jose CORDOBA	Andres ANDRADE	7.4%
Jose CORDOBA	Jiovany RAMOS	7.2%
Andres ANDRADE	Jose CORDOBA	5.8%
Jiovany RAMOS	Jose CORDOBA	5.6%
Jiovany RAMOS	Carlos HARVEY	3.2%

Attempts at Goal

Time	Player	Outcome	Body Part	Delivery Type
47	4 Jonas ADJETEY	On Target - Saved	Head	Cross
49	3 Caleb YIRENKYI	Off Target	Right Foot	Pass
58	7 Abdul FATAWU	Off Target	Left Foot	Loose Ball
65	11 Antoine SEMENYO	Incomplete - Player On Ball Error	Head	Other
66	11 Antoine SEMENYO	Incomplete - Blocked	Left Foot	Loose Ball
72	4 Jonas ADJETEY	Off Target	Head	Freekick
94	3 Caleb YIRENKYI	On Target - Goal	Right Foot	Cross

Attempts at Goal



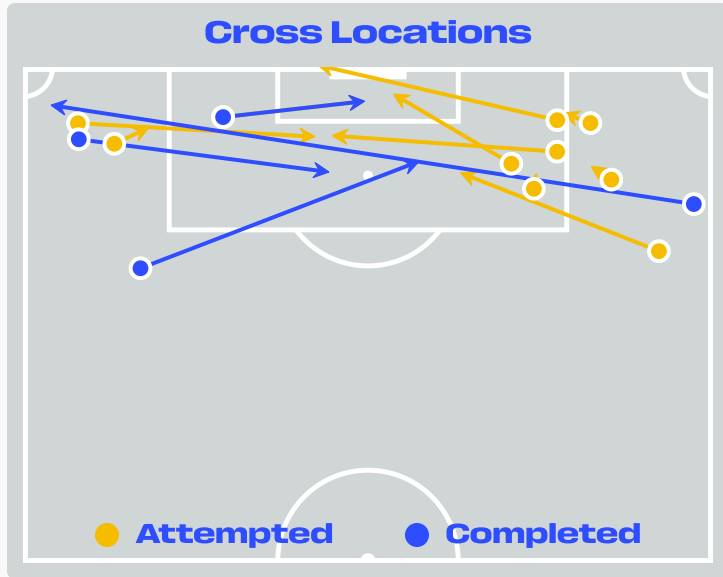
Key	Outcome	Shots
	Goals	0
	On Target	4
	Off Target	4
	Blocked	2
	Incomplete	1

Attempts at Goal

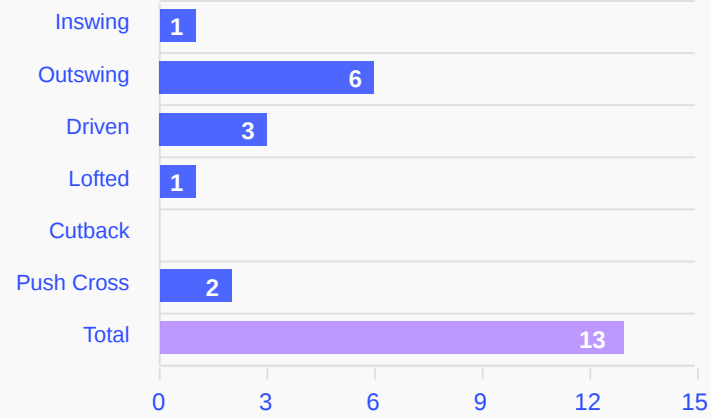


Time	Player	Outcome	Body Part	Delivery Type
1	18 Cecilio WATERMAN	On Target - Saved	Right Foot	Cross
4	2 Cesar BLACKMAN	Incomplete - Blocked	Right Foot	Pass
37	13 Jiovany RAMOS	Off Target	Right Foot	Loose Ball
52	11 Edgar Yoel BARCENAS	Incomplete - Blocked	Left Foot	Loose Ball
59	14 Carlos HARVEY	Incomplete - Player On Ball Error	Left Foot	Loose Ball
59	6 Cristian MARTINEZ	Off Target	Right Foot	Loose Ball
63	2 Cesar BLACKMAN	On Target - Saved	Right Foot	Pass
66	13 Jiovany RAMOS	Off Target	Left Foot	Ball Progression
84	10 Ismael DIAZ	On Target - Saved	Right Foot	Other
86	11 Edgar Yoel BARCENAS	Off Target	Right Foot	Pass
98	10 Ismael DIAZ	On Target - Saved	Head	Pass

Crosses (Open Play)



Delivery Type



Attempted

13

Completed

4

Most Crosses Attempted

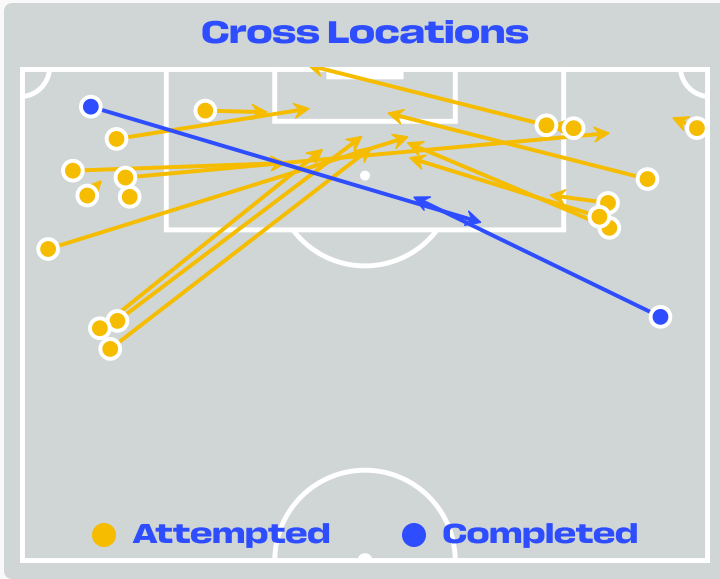
3

Elisha OWUSU

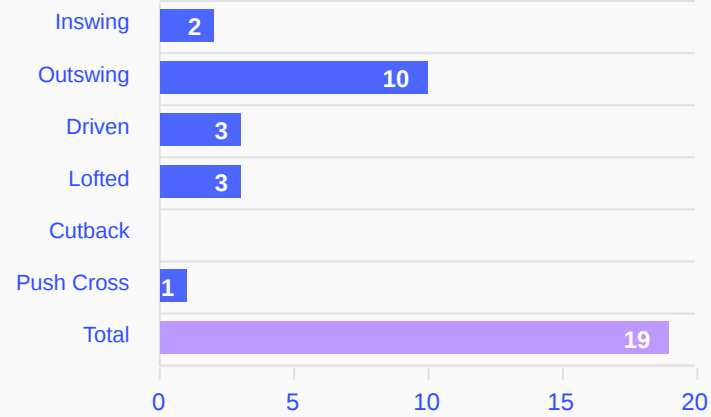
DEFENSIVE MIDFIELD CENTRE

#	Player	Inswing	Outswing	Driven	Lofted	Cutback	Push Cross	Total Attempted
1	Lawrence Ati ZIGI	0	0	0	0	0	0	0
3	Caleb YIRENKYI	0	0	0	0	0	0	0
4	Jonas ADJETEY	0	0	0	0	0	0	0
9	Jordan AYEWE	0	0	0	0	0	0	0
11	Antoine SEMENYO	0	0	1	0	0	0	1
14	Gideon MENSAH	0	2	0	0	0	0	2
15	Elisha OWUSU	0	0	2	1	0	0	3
18	Jerome OPOKU	0	0	0	0	0	0	0
22	Kamaldeen SULEMANA	1	0	0	0	0	0	1
24	Ernest NUAMAH	0	0	0	0	0	0	0
26	Marvin SENAYA	0	3	0	0	0	0	3
16	Benjamin ASARE	0	0	0	0	0	0	0
7	Abdul FATAWU	0	1	0	0	0	0	1
8	Kwasi SIBO	0	0	0	0	0	0	0
10	Brandon THOMAS-ASANTE	0	0	0	0	0	2	2
25	Prince ADU	0	0	0	0	0	0	0

Crosses (Open Play)



Delivery Type



Attempted

19

Completed

2

Most Crosses Attempted

8

Jose Luis RODRIGUEZ
LEFT WINGER

#	Player	Inswing	Outswing	Driven	Lofted	Cutback	Push Cross	Total Attempted
22	Orlando MOSQUERA	0	0	0	0	0	0	0
2	Cesar BLACKMAN	0	0	0	0	0	0	0
3	Jose CORDOBA	0	0	0	0	0	0	0
6	Cristian MARTINEZ	0	2	0	1	0	0	3
7	Jose Luis RODRIGUEZ	1	4	2	1	0	0	8
11	Edgar Yoel BARCENAS	0	0	0	0	0	0	0
13	Jiovany RAMOS	0	0	0	0	0	0	0
14	Carlos HARVEY	0	0	0	0	0	0	0
16	Andres ANDRADE	0	3	0	0	0	0	3
18	Cecilio WATERMAN	0	0	0	0	0	0	0
23	Amir MURILLO	0	0	1	1	0	1	3
10	Ismael DIAZ	0	0	0	0	0	0	0
17	Jose FAJARDO	0	0	0	0	0	0	0
20	Anibal GODOY	0	1	0	0	0	0	1
24	Azarias LONDONO	1	0	0	0	0	0	1



Offering to Receive

226

Total Offers Made

81

Total Offers Received

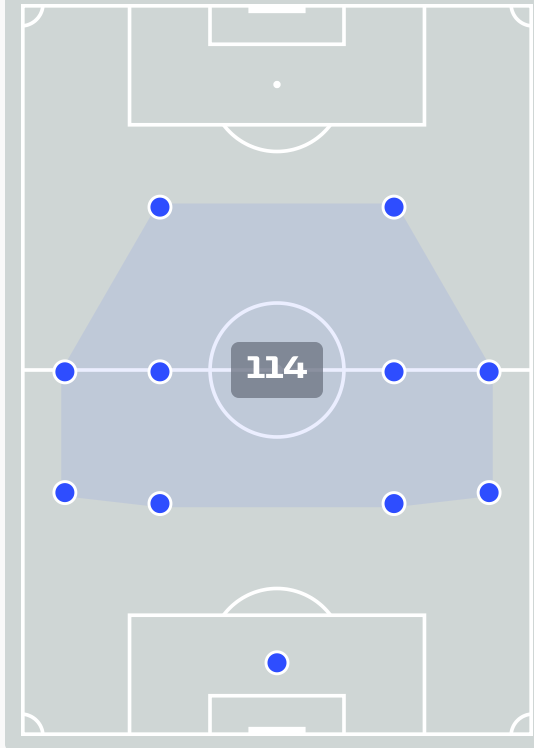
Most Offers

27

Antoine SEMENYO
LEFT WINGER

#	Player	Offers Made	Offers Received	% Made & Received
1	Lawrence Ati ZIGI	0	0	0%
3	Caleb YIRENKYI	21	6	28.6%
4	Jonas ADJETEY	13	7	53.8%
9	Jordan AYEWE	9	4	44.4%
11	Antoine SEMENYO	27	11	40.7%
14	Gideon MENSAH	17	7	41.2%
15	Elisha OWUSU	15	8	53.3%
18	Jerome OPOKU	5	2	40%
22	Kamaldeen SULEMANA	27	5	18.5%
24	Ernest NUAMAH	18	6	33.3%
26	Marvin SENAYA	23	9	39.1%
16	Benjamin ASARE	2	0	0%
7	Abdul FATAWU	14	7	50%
8	Kwasi SIBO	9	4	44.4%
10	Brandon THOMAS-ASANTE	22	5	22.7%
25	Prince ADU	4	0	0%

Offers Made Inside Shape



Offers Made Outside Shape



80

Offers Made in Final Third

115

Offers Made in Middle Third

31

Offers Made in Defensive Third

Offering to Receive

424

Total Offers Made

148

Total Offers Received

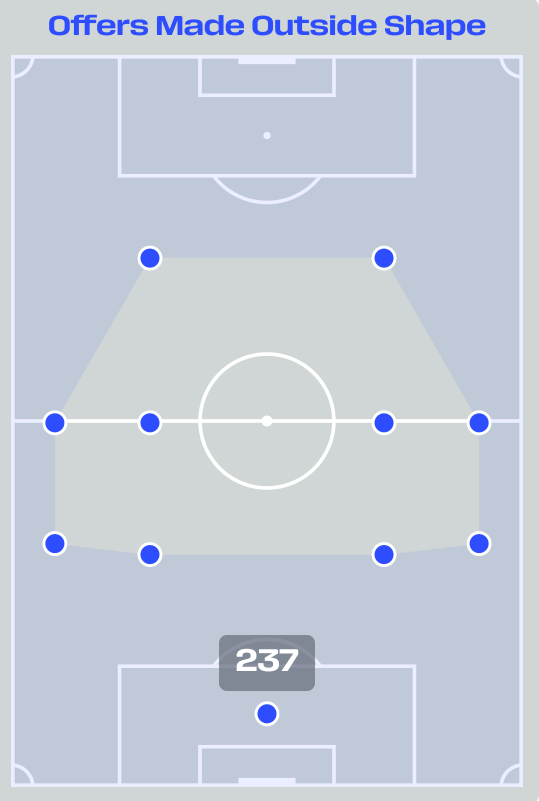
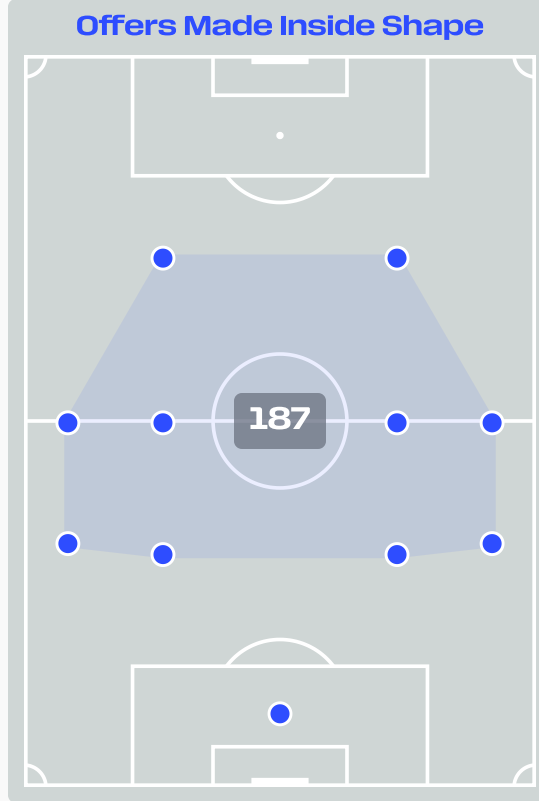
Most Offers

62

Amir MURILLO
RIGHT MIDFIELD

150

Offers Made in Final Third



199

Offers Made in Middle Third

75

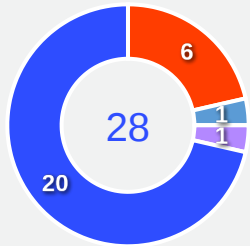
Offers Made in Defensive Third

#	Player	Offers Made	Offers Received	% Made & Received
22	Orlando MOSQUERA	14	4	28.6%
2	Cesar BLACKMAN	35	16	45.7%
3	Jose CORDOBA	11	5	45.5%
6	Cristian MARTINEZ	32	6	18.8%
7	Jose Luis RODRIGUEZ	45	10	22.2%
11	Edgar Yoel BARCENAS	59	21	35.6%
13	Jiovany RAMOS	12	5	41.7%
14	Carlos HARVEY	55	19	34.5%
16	Andres ANDRADE	45	24	53.3%
18	Cecilio WATERMAN	11	3	27.3%
23	Amir MURILLO	62	24	38.7%
10	Ismael DIAZ	11	2	18.2%
17	Jose FAJARDO	12	2	16.7%
20	Anibal GODOY	4	3	75%
24	Azarias LONDONO	16	4	25%

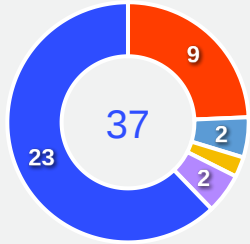
Movement to Receive

Movement Types by Phase

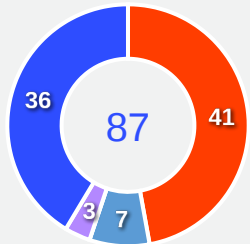
Final Third Phase



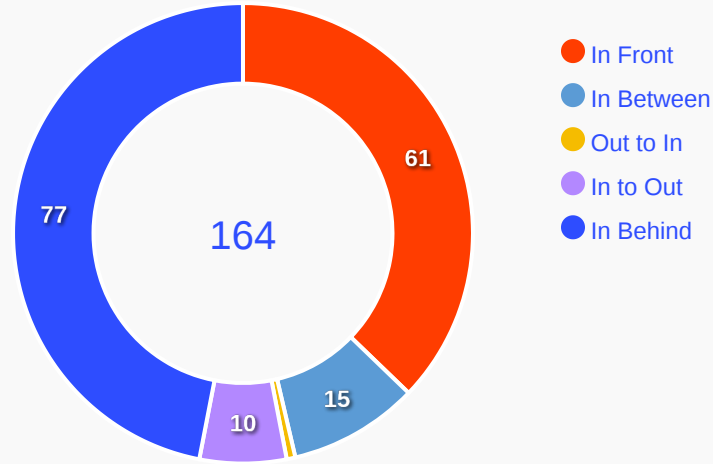
Progression Phase



Build Up Phase



All Movement Types

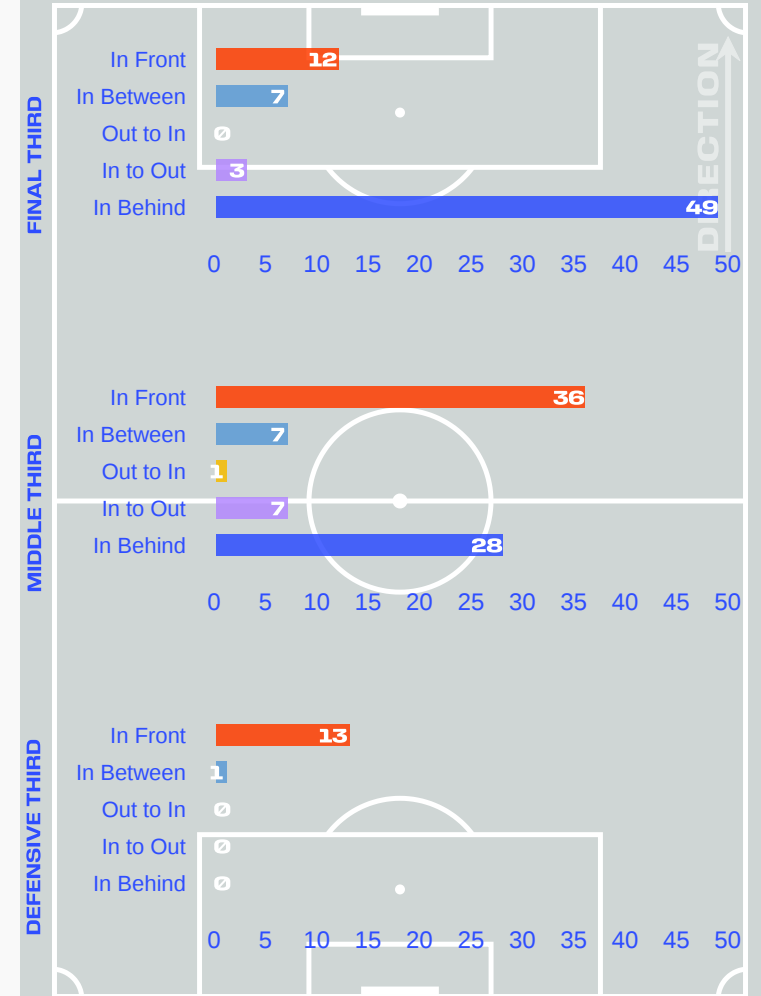


- In Front
- In Between
- Out to In
- In to Out
- In Behind

Top Ranked Players

Type	Player	Movements
In Front	15 Elisha OWUSU	10
In Between	3 Caleb YIRENKYI	3
Out to In	22 Kamaldeen SULEMANA	1
In to Out	22 Kamaldeen SULEMANA	4
In Behind	10 Brandon THOMAS-ASANTE	20

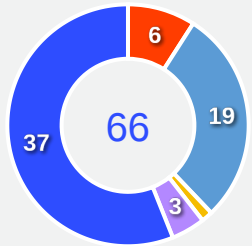
Movement Types Pitch Third



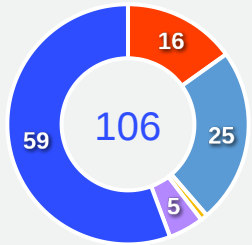
Movement to Receive

Movement Types by Phase

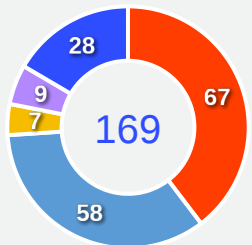
Final Third Phase



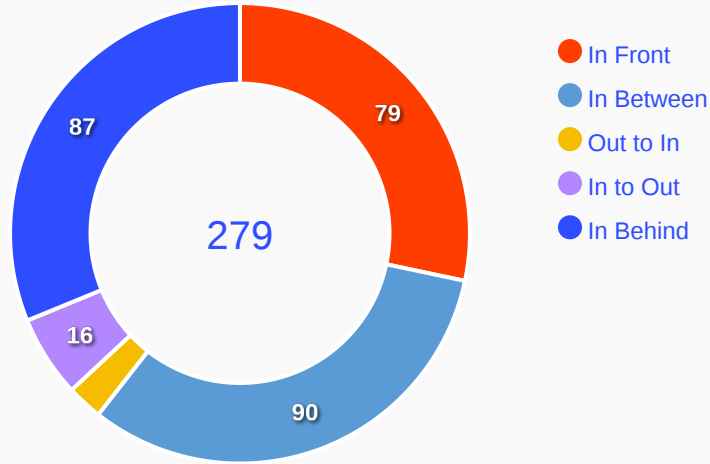
Progression Phase



Build Up Phase



All Movement Types

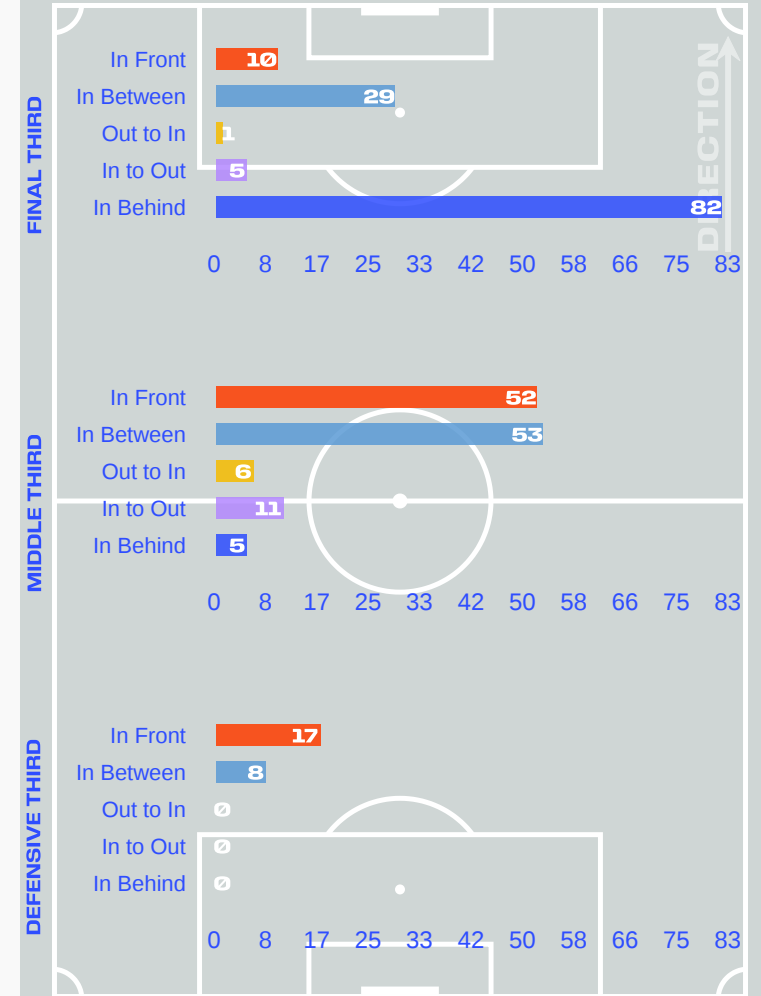


- In Front
- In Between
- Out to In
- In to Out
- In Behind

Top Ranked Players

Type	Player	Movements
In Front	14 Carlos HARVEY	28
In Between	11 Edgar Yoel BARCENAS	26
Out to In	7 Jose Luis RODRIGUEZ	3
In to Out	6 Cristian MARTINEZ	6
In Behind	23 Amir MURILLO	20

Movement Types Pitch Third



OUT OF POSSESSION



Ghana v Panama



Defensive Actions

49

Forced Turnovers

51

Possession Regained

9

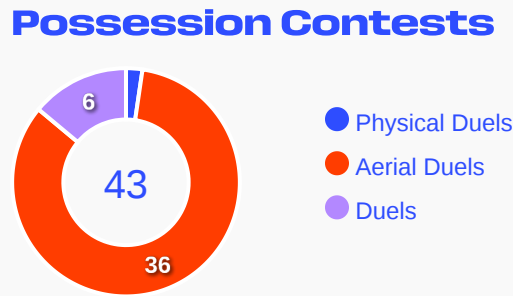
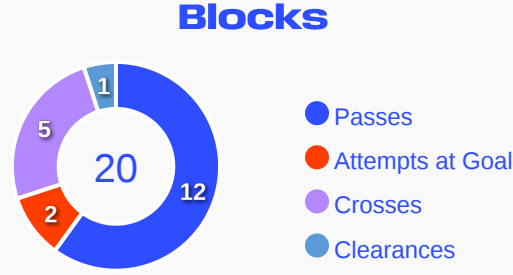
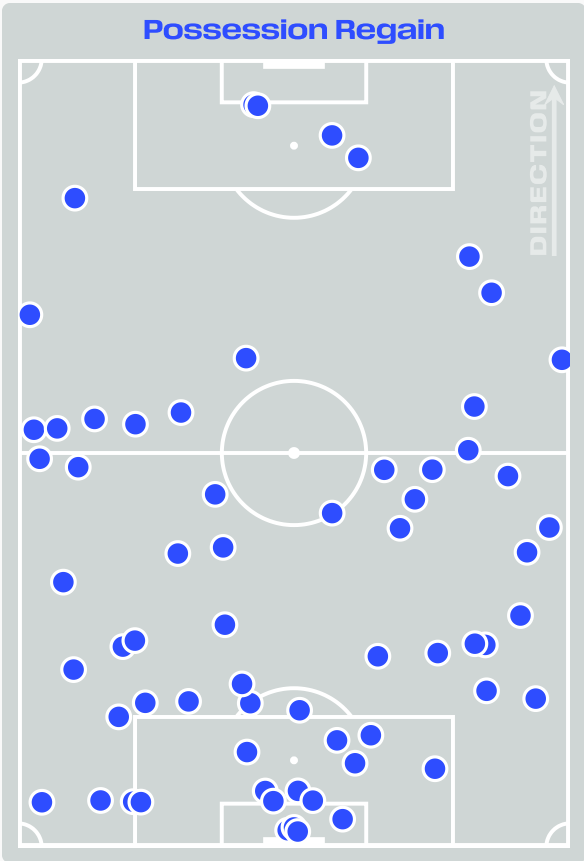
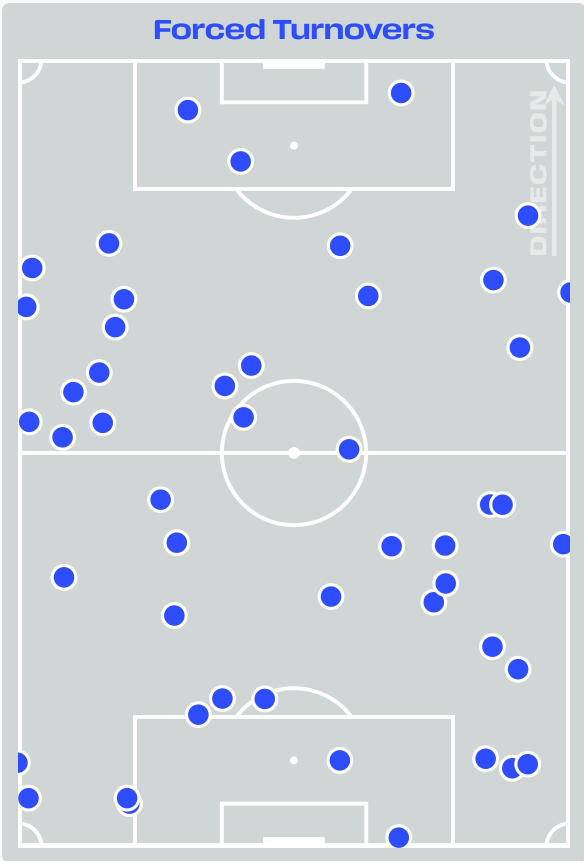
Interceptions

31

Tackles

3.35

Possession Actions / Defensive Action



Most Possession Regains

9

Jonas ADJETEV
RIGHT CENTRE BACK

#	Player	Total Possession Regains
1	Lawrence Ati ZIGI	4
3	Caleb YIRENKYI	5
4	Jonas ADJETEV	9
9	Jordan AYEWE	0
11	Antoine SEMENYO	6
14	Gideon MENSAH	4
15	Elisha OWUSU	4
18	Jerome OPOKU	6
22	Kamaldeen SULEMANA	2
24	Ernest NUAMAH	0
26	Marvin SENAYA	4
16	Benjamin ASARE	5
7	Abdul FATAWU	0
8	Kwasi SIBO	2
10	Brandon THOMAS-ASANTE	0
25	Prince ADU	0

Defensive Actions

48

Forced Turnovers

52

Possession Regained

10

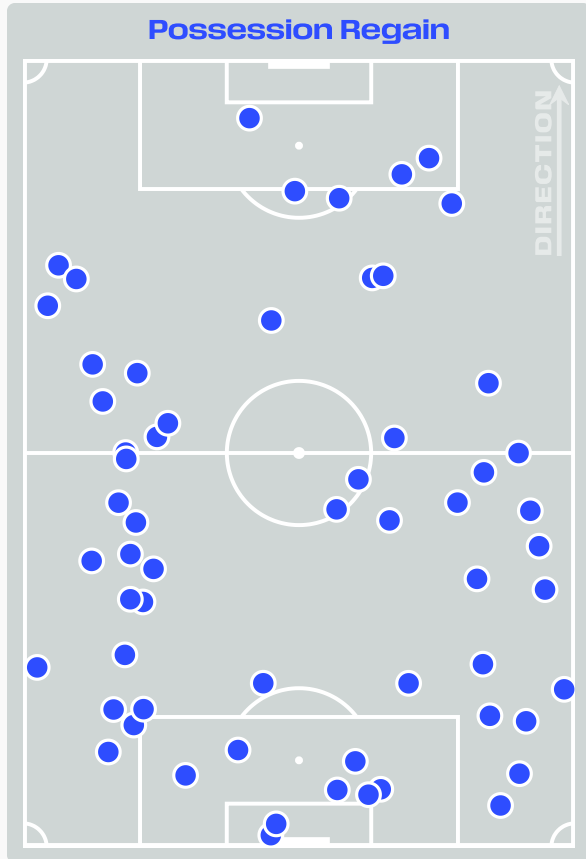
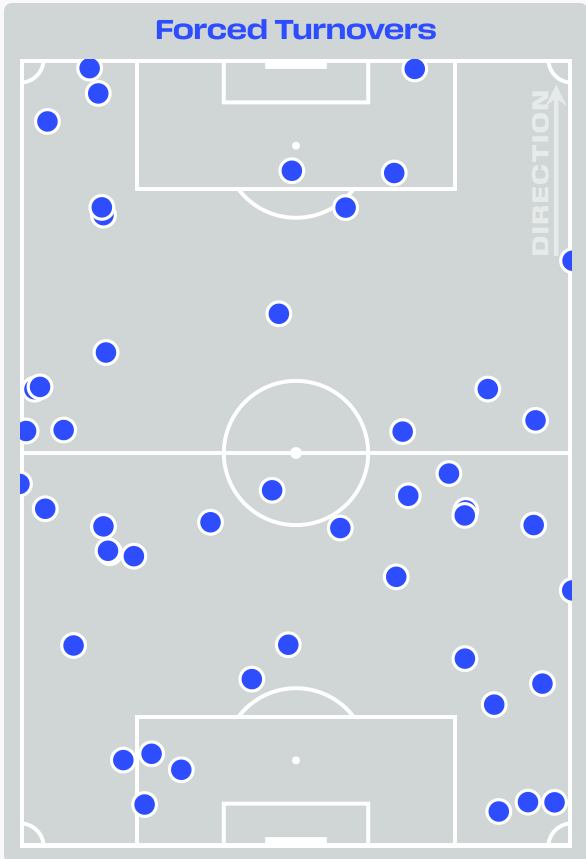
Interceptions

53

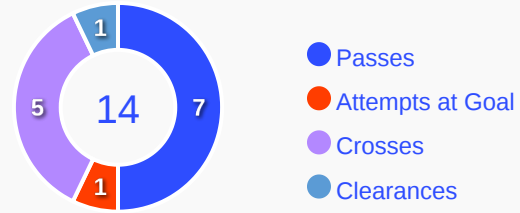
Tackles

4.75

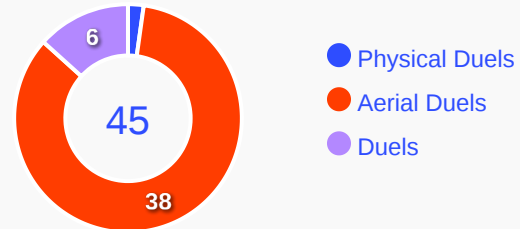
Possession Actions / Defensive Action



Blocks



Possession Contests



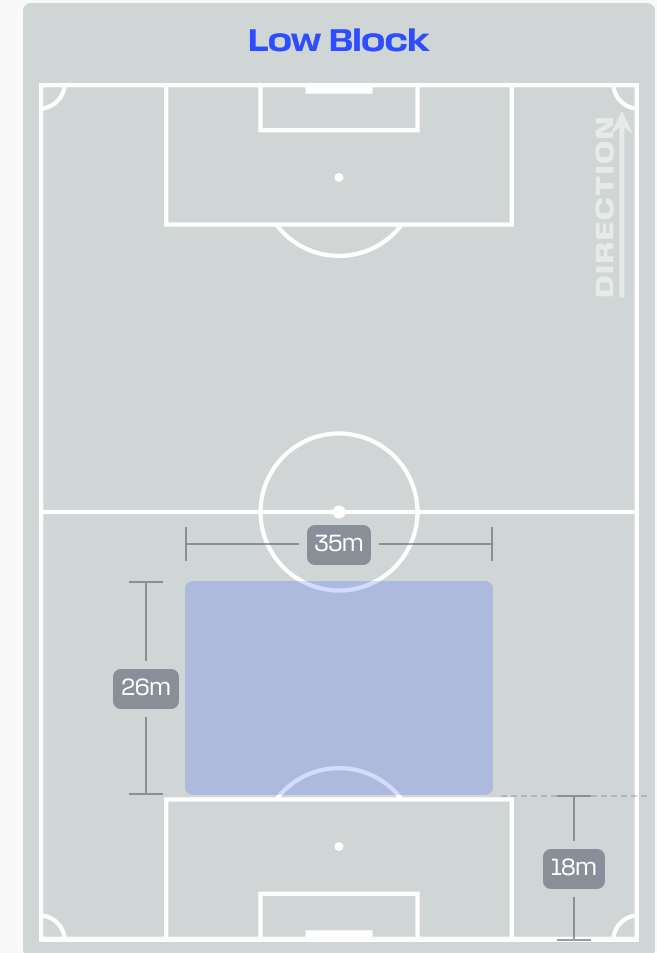
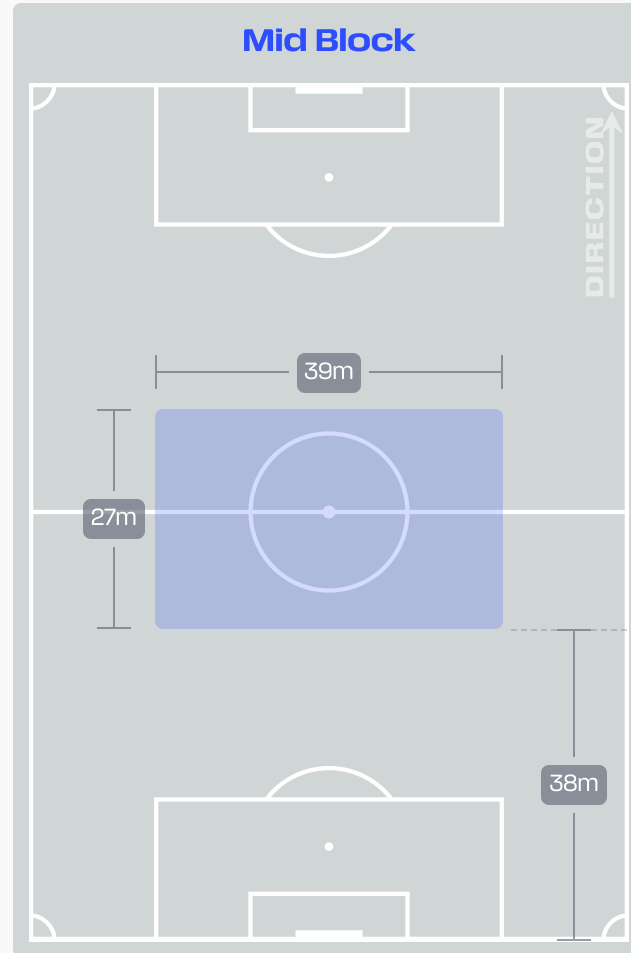
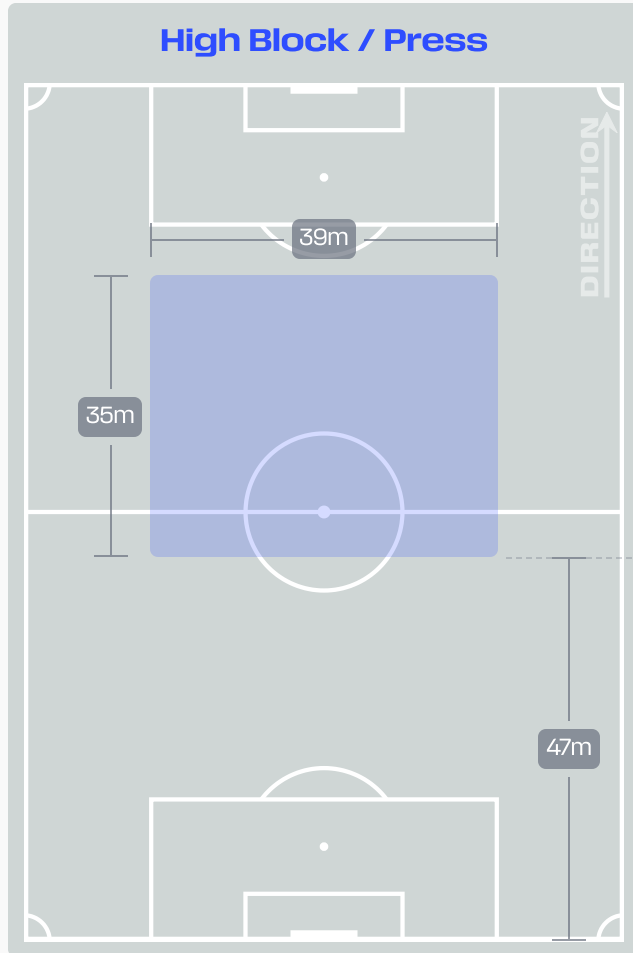
Most Possession Regains

11

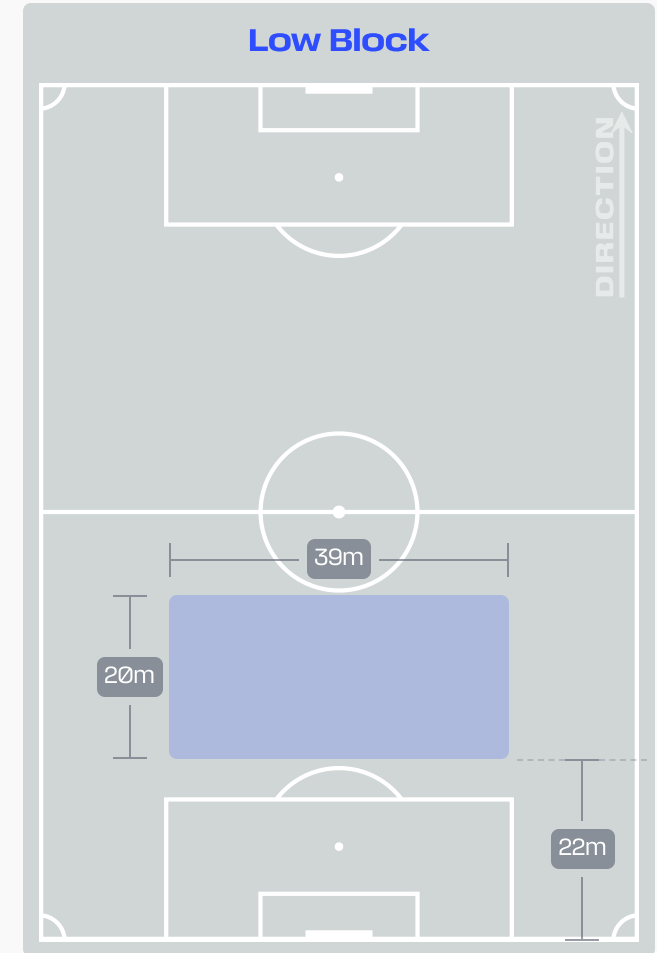
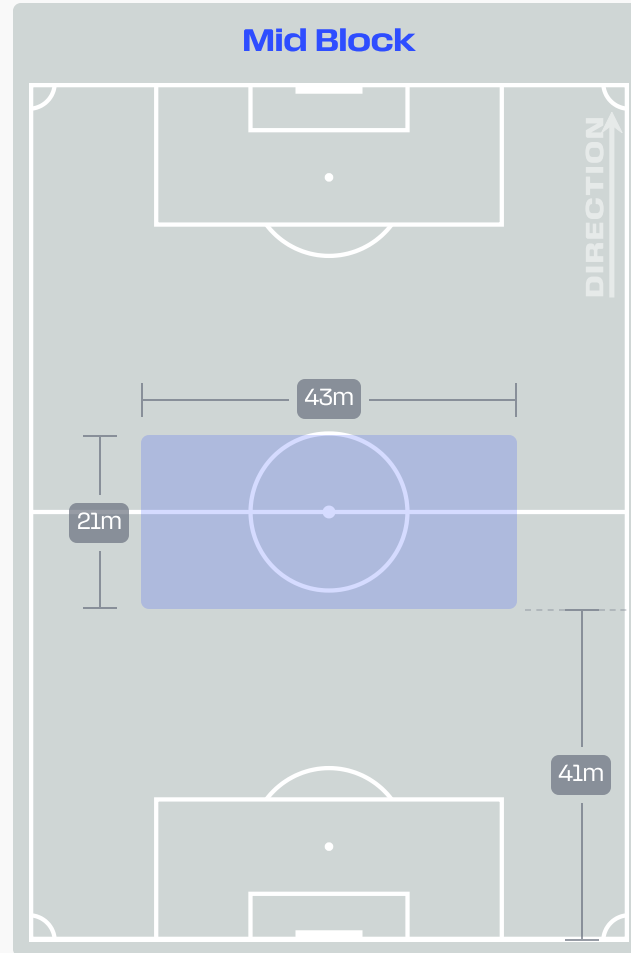
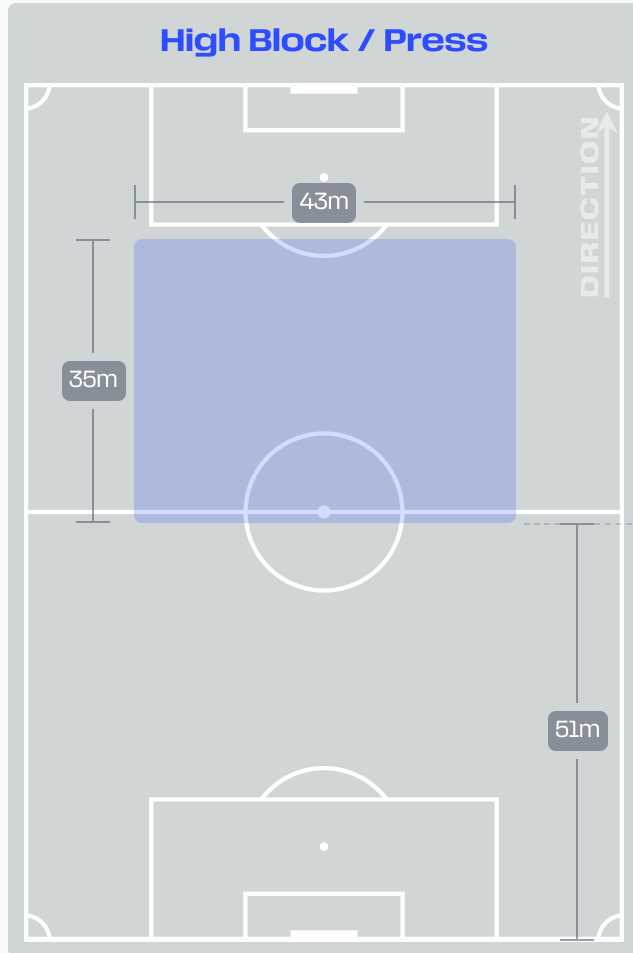
Andres ANDRADE
LEFT BACK

#	Player	Total Possession Regains
22	Orlando MOSQUERA	3
2	Cesar BLACKMAN	4
3	Jose CORDOBA	4
6	Cristian MARTINEZ	1
7	Jose Luis RODRIGUEZ	1
11	Edgar Yoel BARCENAS	4
13	Jiovany RAMOS	8
14	Carlos HARVEY	6
16	Andres ANDRADE	11
18	Cecilio WATERMAN	0
23	Amir MURILLO	7
10	Ismael DIAZ	0
17	Jose FAJARDO	0
20	Anibal GODOY	0
24	Azarias LONDONO	3

Defensive Line Height & Team Length



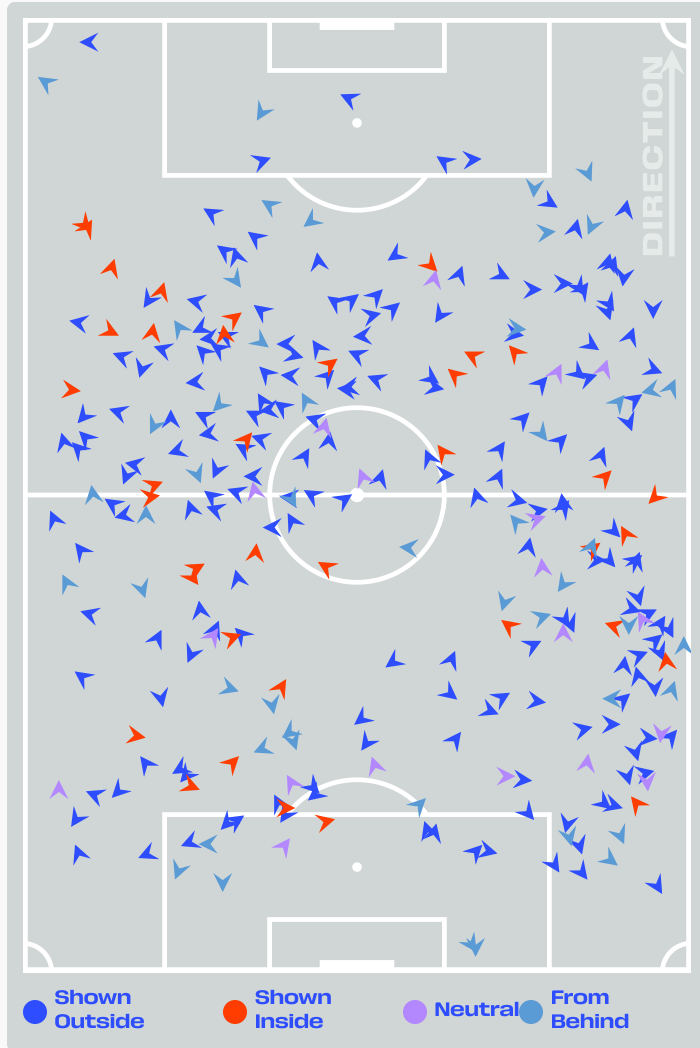
Defensive Line Height & Team Length



Defensive Pressure



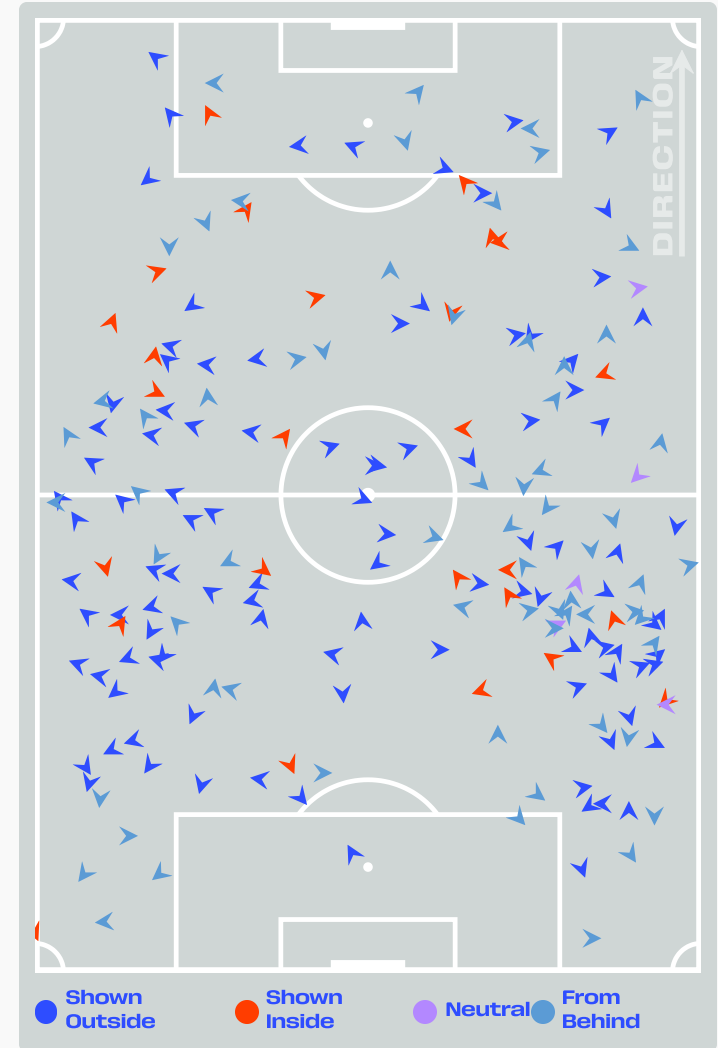
Ghana



Panama



294	Total Pressures	201
60	Direct Pressures	62
1.52s	Avg Pressure Duration	1.83s
49	Forced Turnovers	48
22.37s	Ball Recovery Time	12.16s
117	Pushing on into Pressing	80
231	Pushing on	193
37	Pressing Direction Inside	26
189	Pressing Direction Outside	104



Most Direct Pressures

10

Jordan AYEW
CENTRE FORWARD

Most Direct Pressures

10

Jiovany RAMOS
RIGHT BACK

GOALKEEPING



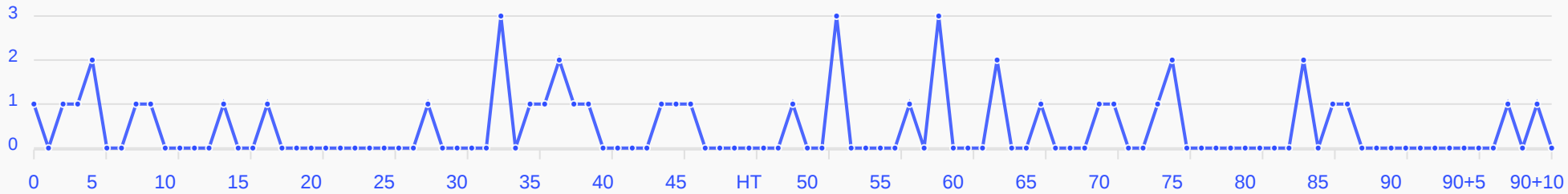
Ghana v Panama

Goalkeeping Involvement



Ghana

Ghana GK Involvement Timeline



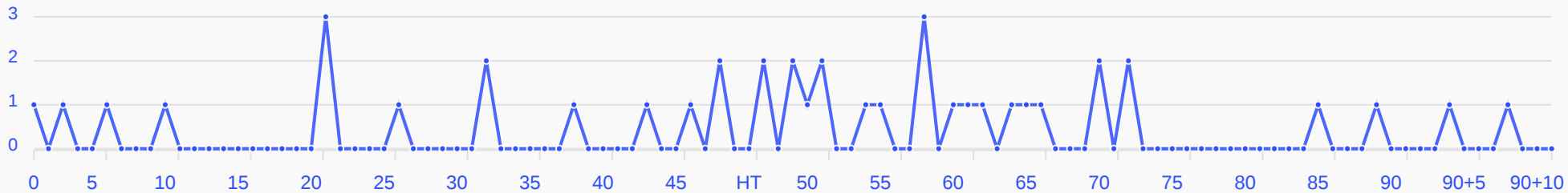
44

Total Involvements



Panama

Panama GK Involvement Timeline


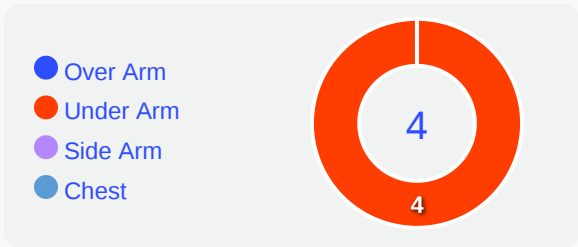
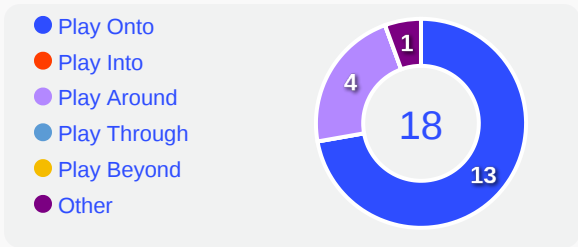
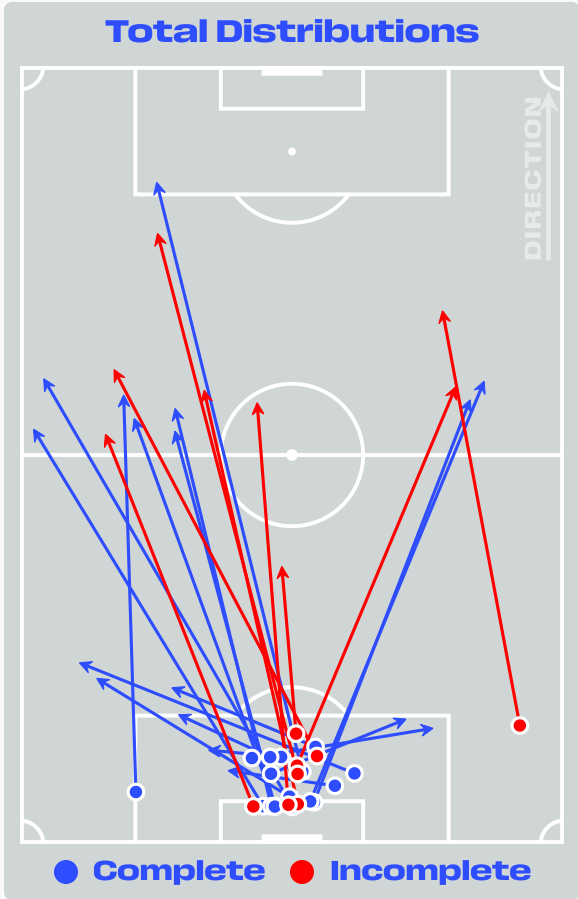
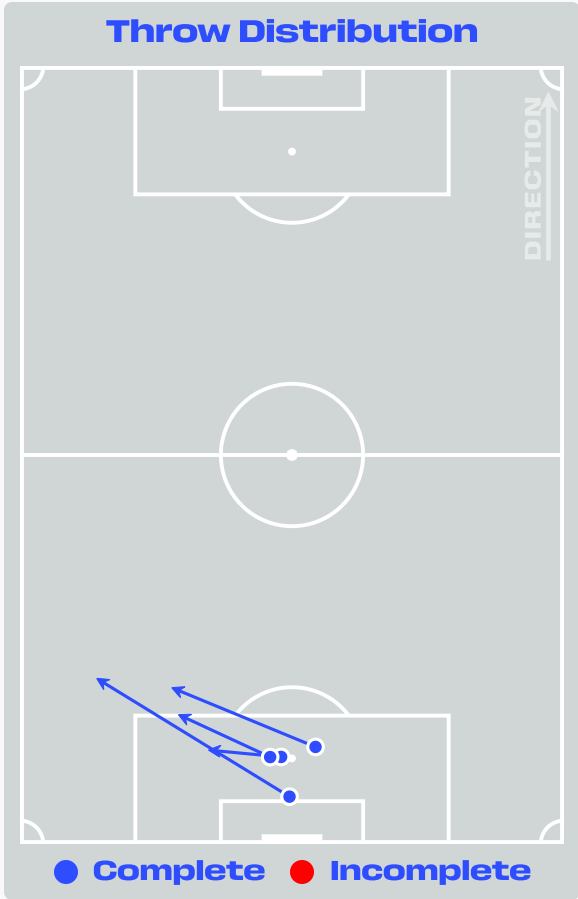
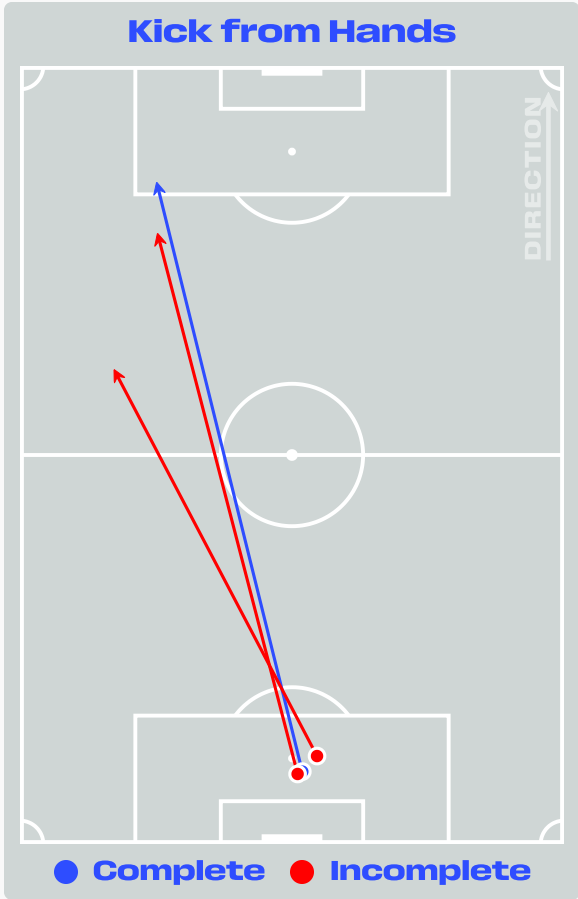
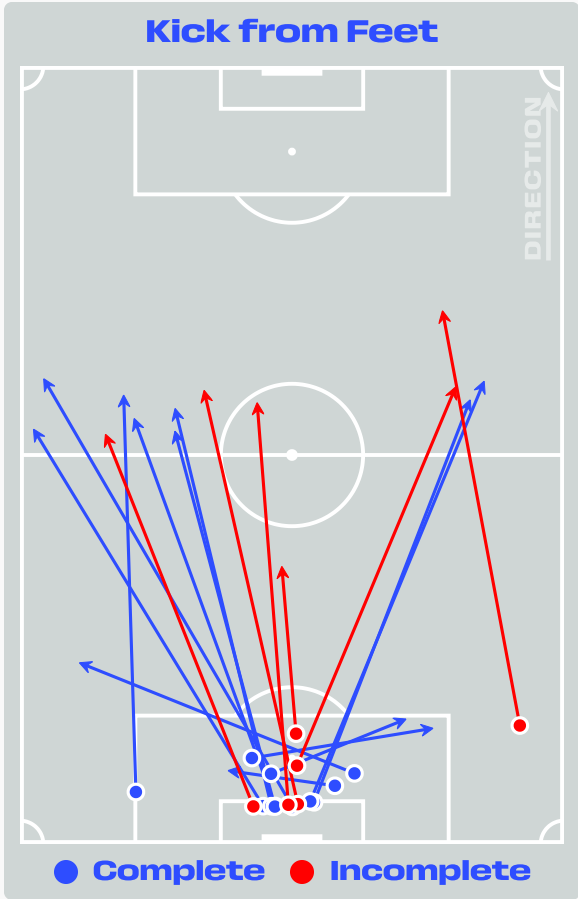


43


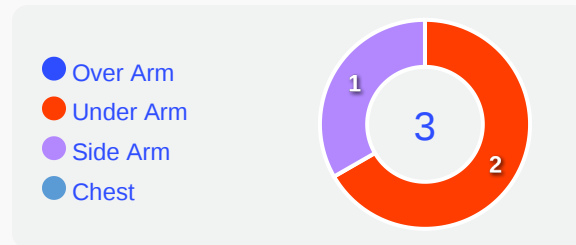
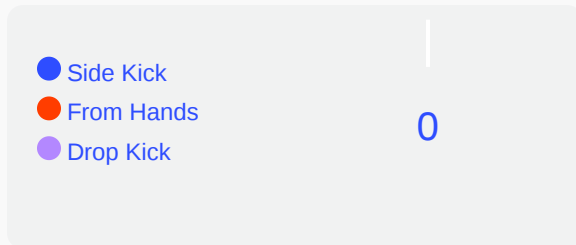
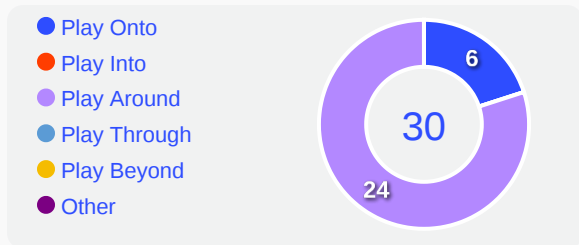
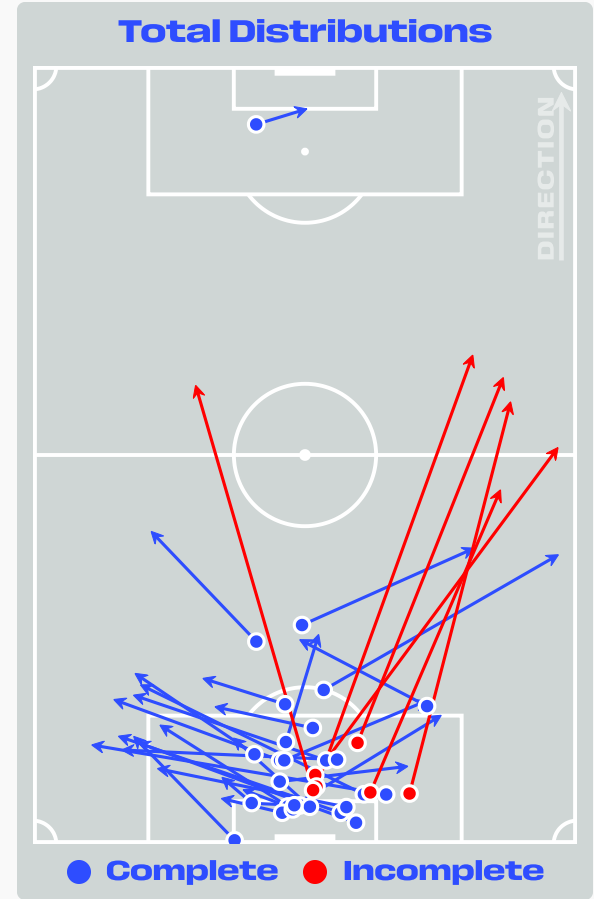
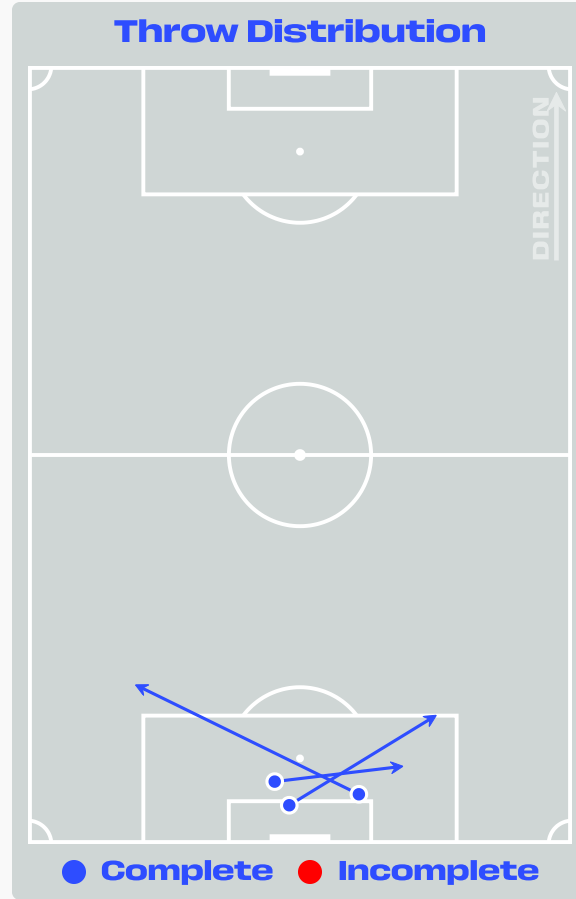
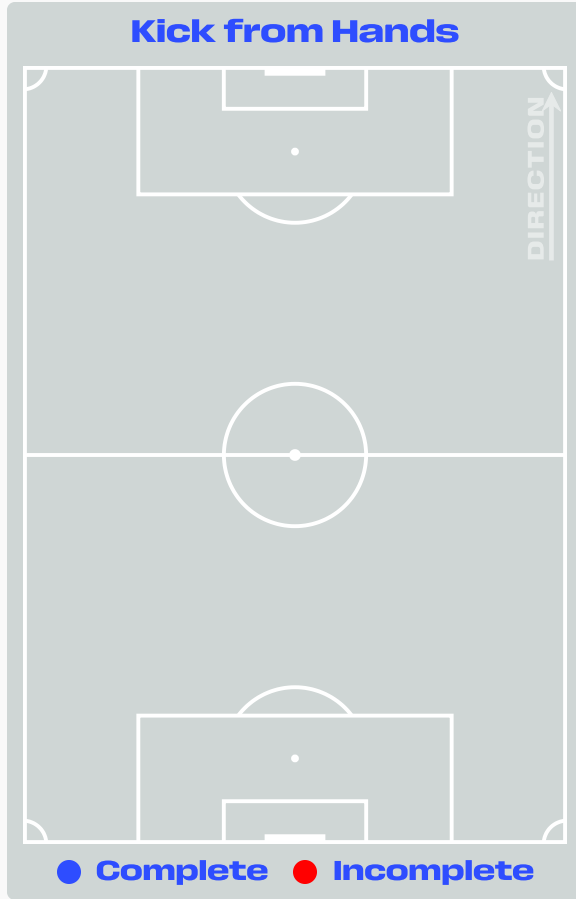
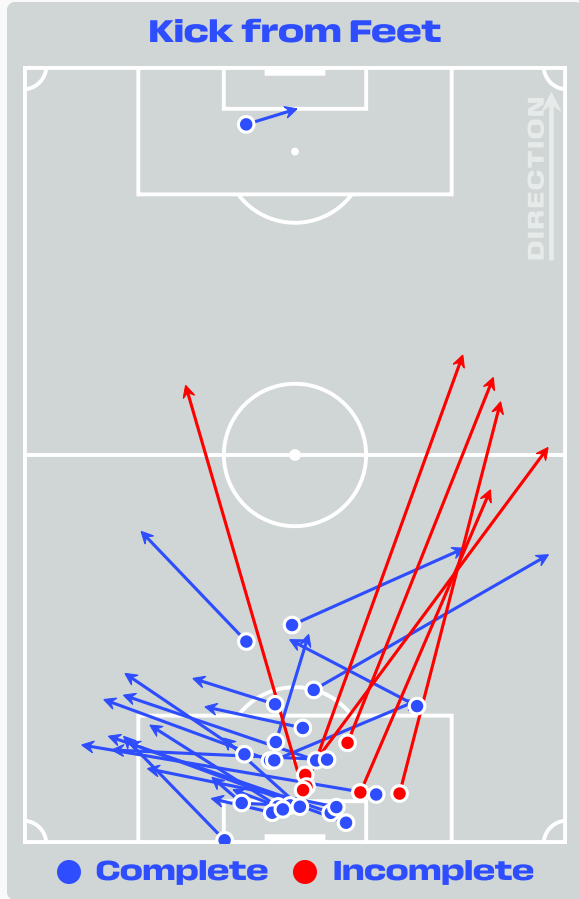
Total Involvements



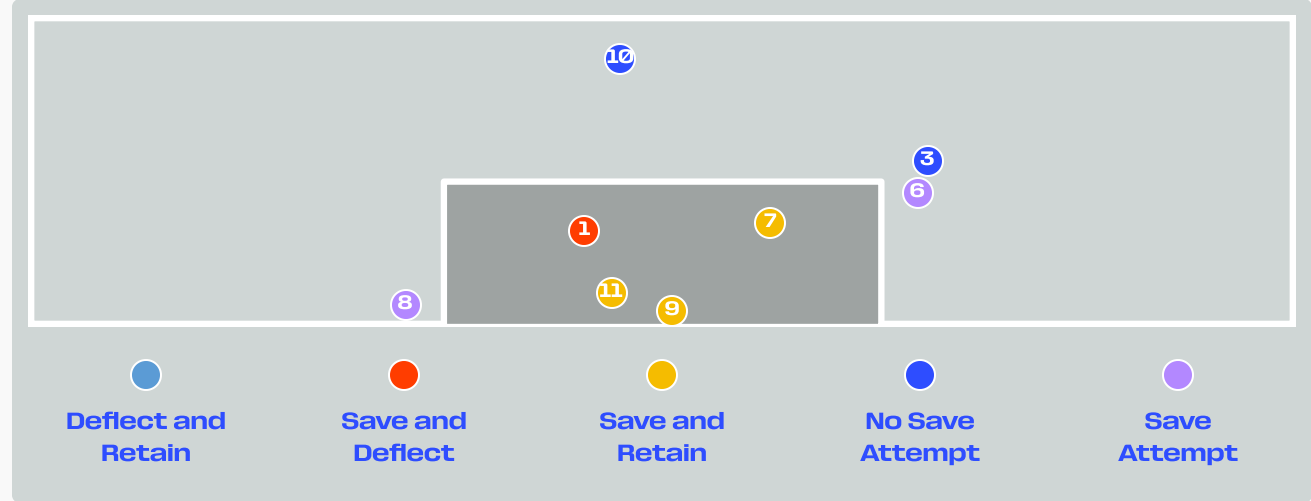
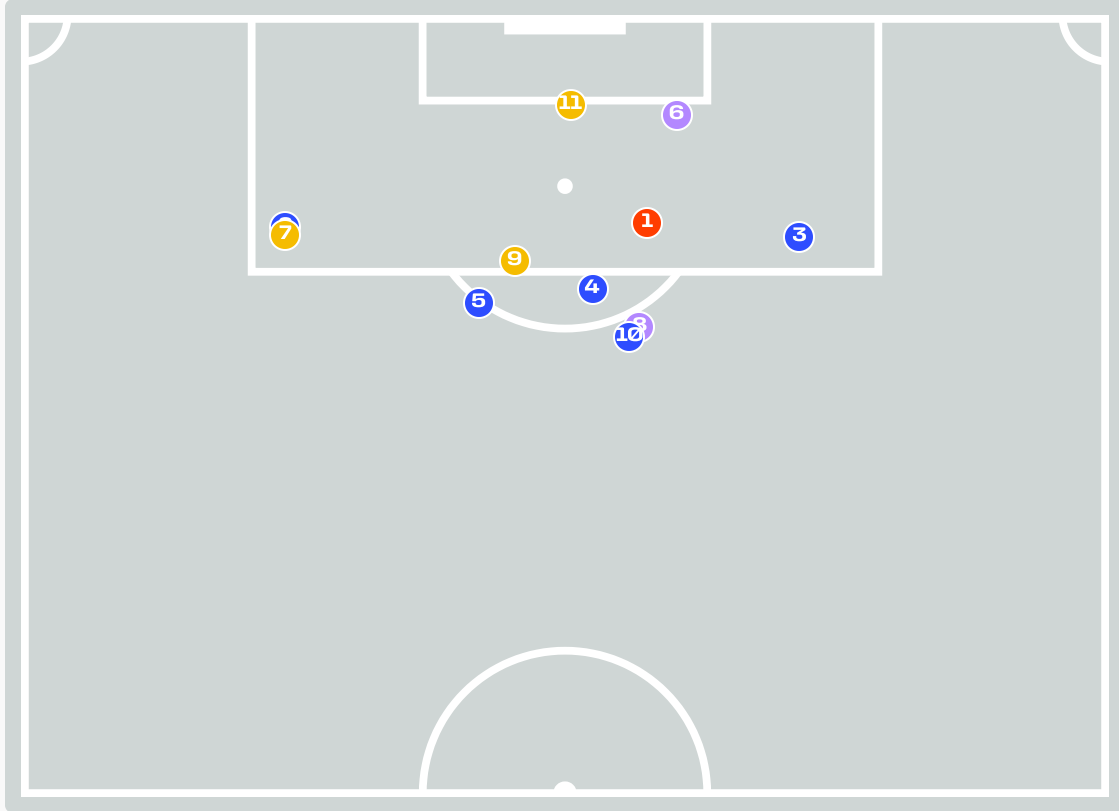
Goalkeeping Distribution



Goalkeeping Distribution

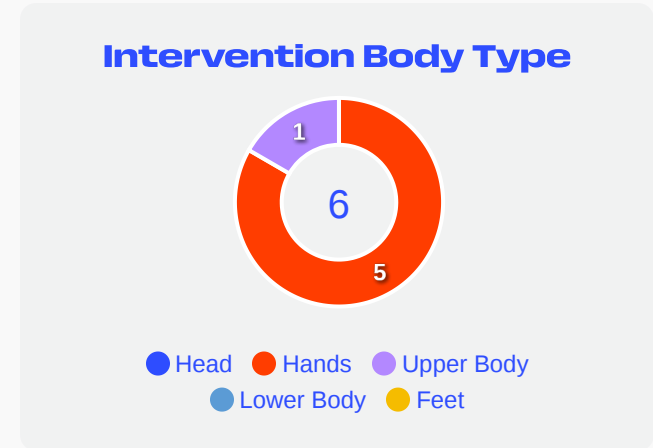
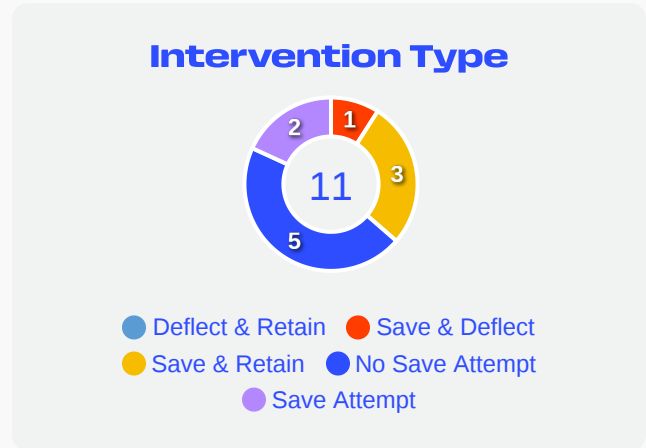


Goal Prevention



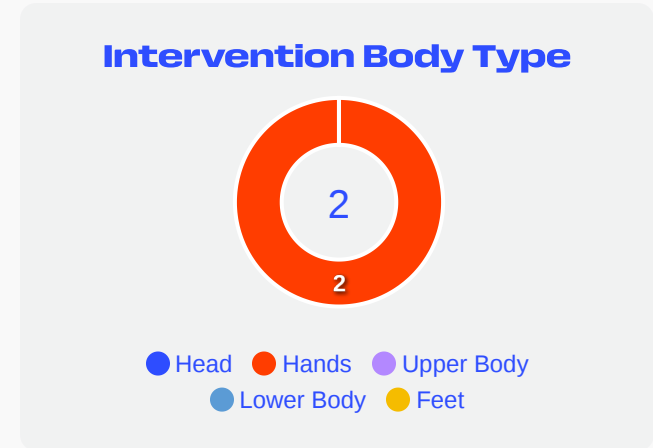
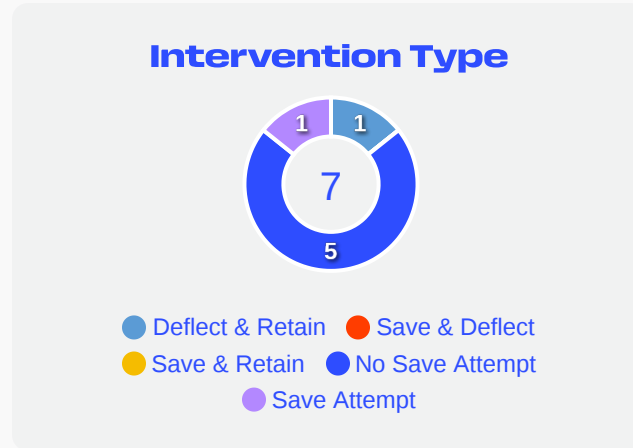
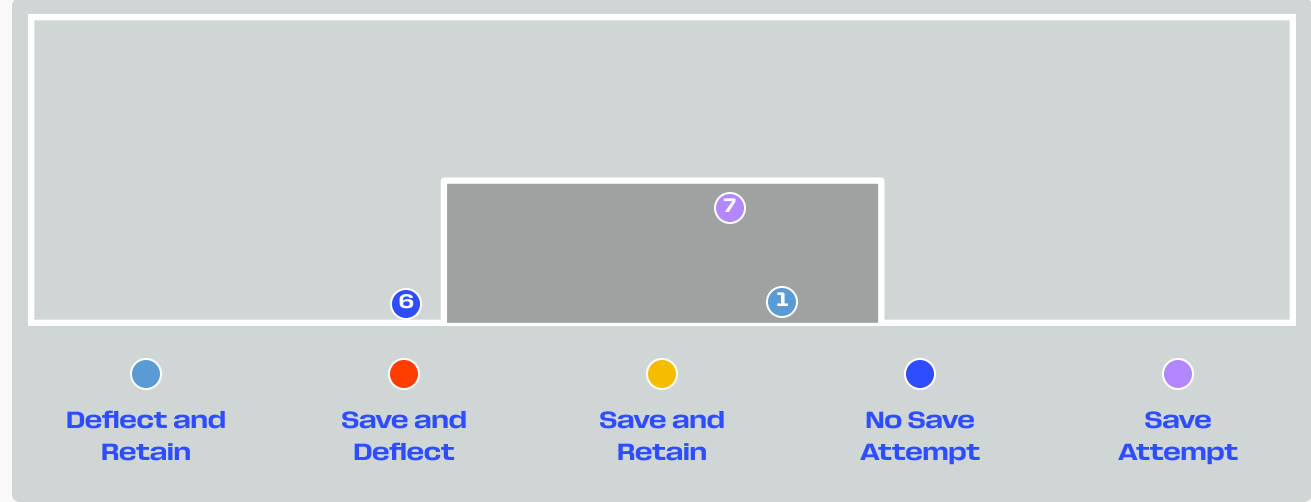
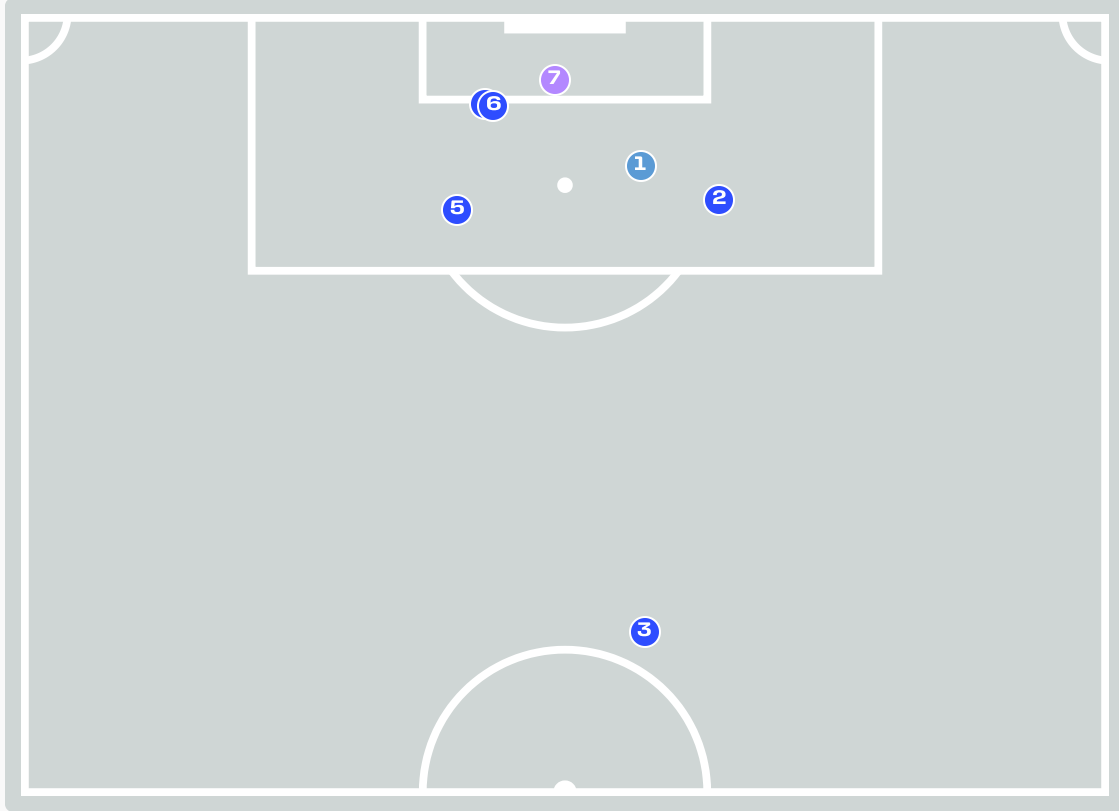
11
Total Attempts on Goal Faced

100
Save %



Total Attempts on Goal Faced	Total Goal Interventions	Save & Retain	Deflect & Retain	Save & Deflect	Save Attempt	No Save Attempt
11	4	3	0	1	2	5

Goal Prevention



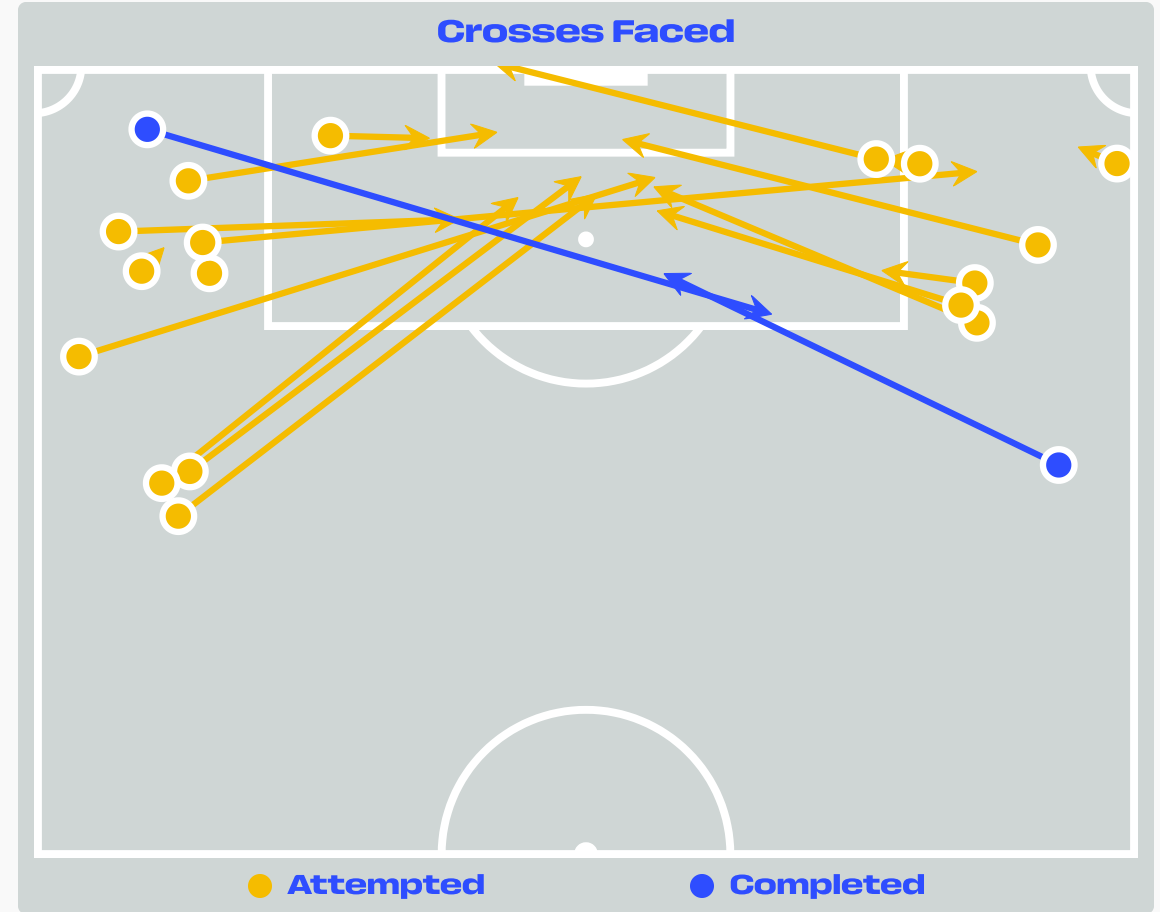

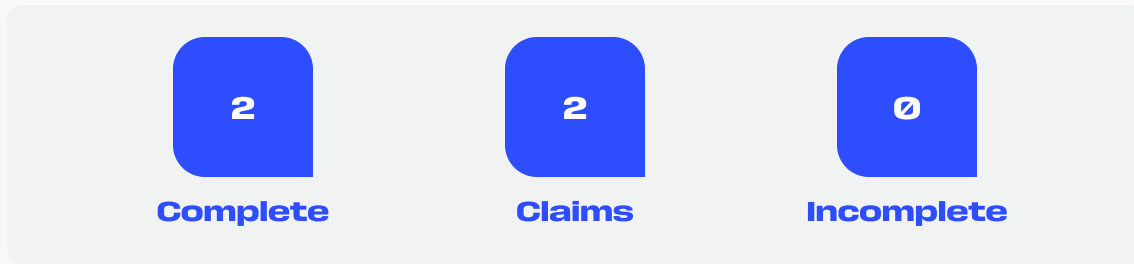
7
Total Attempts on Goal Faced

50
Save %

Total Attempts on Goal Faced	Total Goal Interventions	Save & Retain	Deflect & Retain	Save & Deflect	Save Attempt	No Save Attempt
7	0	0	1	0	1	5



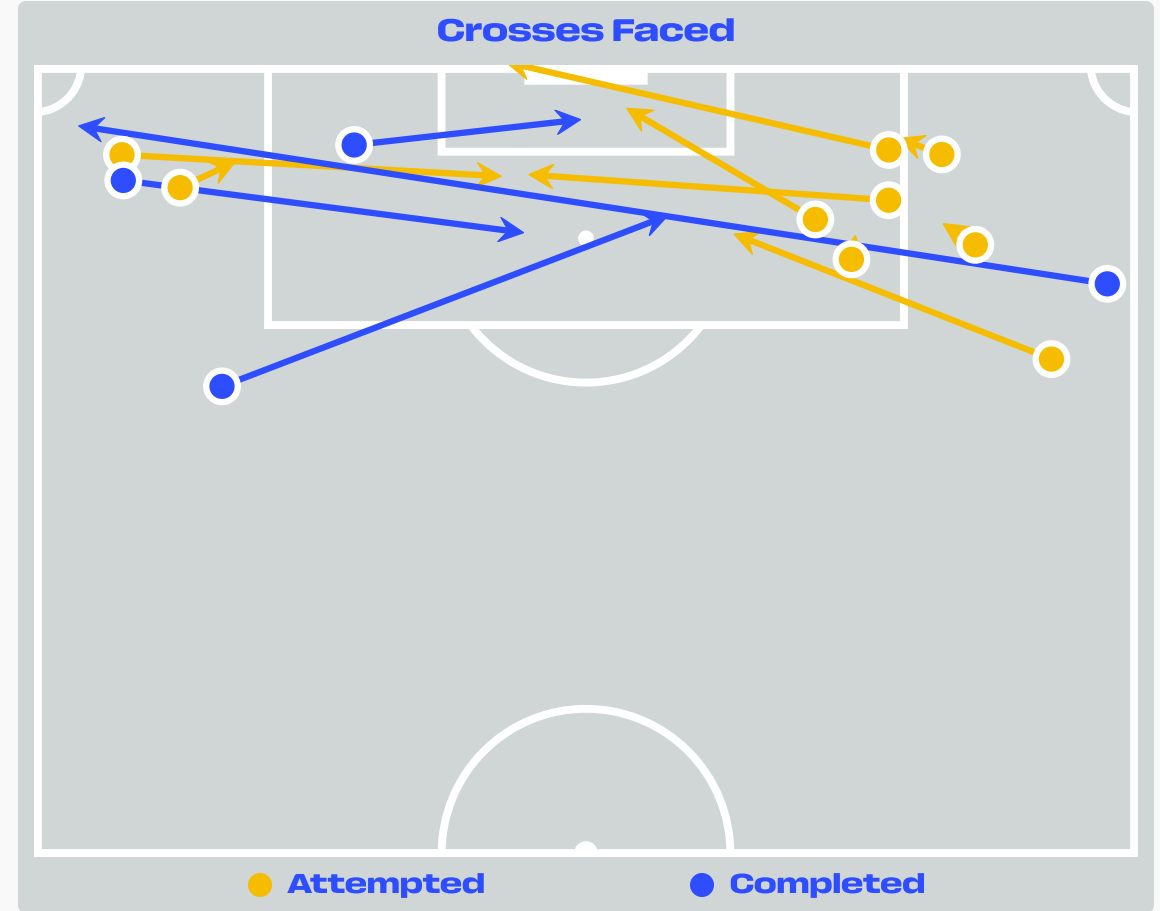


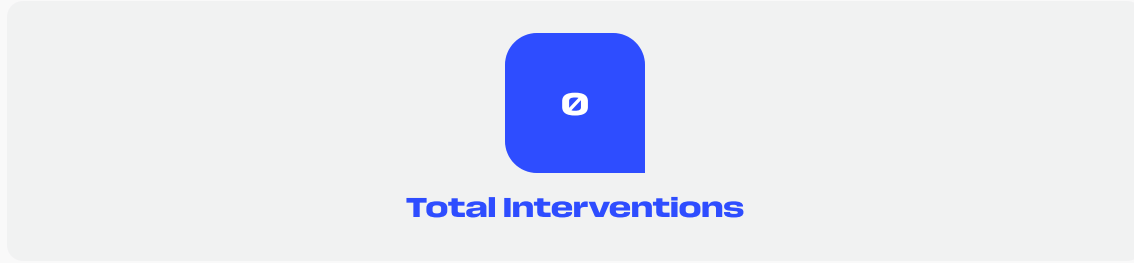
Aerial Control



Delivery Types Faced

Total	In Swing	Out Swing	Driven	Lofted	Cutback	Push
21	2	11	3	4	0	1

Aerial Control



Delivery Types Faced

Total	In Swing	Out Swing	Driven	Lofted	Cutback	Push
17	3	8	3	1	0	2

SET PLAYS



Ghana v Panama



Set Plays

35
Total Set Plays

12
Total Free Kicks

0
Total Penalties

2
Total Corners

21
Total Throw Ins

Free Kicks	
Type	Total
Direct	11
Direct (on target)	0
Direct (off target)	0
Indirect	1

Corners			
Delivery Type	From Left Side	From Right Side	Total
Direct to Area	1	1	2
Short	0	0	0
Edge of Penalty Area	0	0	0

Corners	
Delivery Style	Total
Inswing	1
Outswing	1
Driven	0
Lofted	0

Set Plays



38
Total Set Plays

13
Total Free Kicks

0
Total Penalties

2
Total Corners

23
Total Throw Ins

Free Kicks	
Type	Total
Direct	9
Direct (on target)	0
Direct (off target)	0
Indirect	4

Corners			
Delivery Type	From Left Side	From Right Side	Total
Direct to Area	1	0	1
Short	0	1	1
Edge of Penalty Area	0	0	0

Corners	
Delivery Style	Total
Inswing	0
Outswing	0
Driven	0
Lofted	1

INDIVIDUAL DATA IN POSSESSION



Ghana v Panama



In Possession - Distributions

#	Player	Passes Attempted	Passes Completed	Pass Completion %	Switches of Play	Crosses Attempted	Crosses Completed	Line Breaks Attempted	Line Breaks Completed	Line Break Completion %	Ball Progressions	Take Ons	Step Ins	Attempts at Goal	Goals
1	Lawrence Ati ZIGI	14	10	71%	0	0	0	3	1	33%	0	0	0	0	0
3	Caleb YIRENKYI	31	30	97%	0	0	0	6	5	83%	2	2	0	2	1
4	Jonas ADJETEY	52	46	88%	1	0	0	12	7	58%	1	0	1	2	0
9	Jordan AYEWE	15	9	60%	0	2	1	5	1	20%	2	2	0	0	0
11	Antoine SEMENYO	24	20	83%	0	1	0	5	4	80%	3	1	2	2	0
14	Gideon MENSAH	54	48	89%	0	2	0	21	17	81%	3	3	0	0	0
15	Elisha OWUSU	23	20	87%	0	3	1	3	1	33%	1	1	0	0	0
18	Jerome OPOKU	45	41	91%	0	0	0	8	5	62%	1	0	1	0	0
22	Kamaldeen SULEMANA	12	10	83%	1	1	1	8	6	75%	3	3	0	0	0
24	Ernest NUAMAH	13	9	69%	1	0	0	1	0	0%	5	4	1	0	0
26	Marvin SENAYA	37	28	76%	1	3	1	16	10	62%	2	2	0	0	0
16	Benjamin ASARE	11	7	64%	0	0	0	9	5	56%	0	0	0	0	0
7	Abdul FATAWU	9	8	89%	1	3	1	6	5	83%	8	6	2	1	0
8	Kwasi SIBO	16	15	94%	2	0	0	2	1	50%	1	1	0	0	0
10	Brandon THOMAS-ASANTE	4	1	25%	0	2	1	2	1	50%	2	1	1	0	0
25	Prince ADU	2	2	100%	0	0	0	1	1	100%	2	2	0	0	0

In Possession - Offers & Receptions

			Offer movement types						
#	Player	Total Offers	In Front	In Between	Out to In	In to Out	In Behind	No Movement	Offers Received
1	Lawrence Ati ZIGI	0	0	0	0	0	0	0	0
3	Caleb YIRENKYI	21	9	3	0	1	7	1	6
4	Jonas ADJETEY	13	1	0	0	0	0	12	7
9	Jordan AYEWE	9	1	2	0	3	3	0	4
11	Antoine SEMENYO	27	4	3	0	0	15	5	11
14	Gideon MENSAH	17	4	0	0	0	4	9	7
15	Elisha OWUSU	15	10	0	0	1	2	2	8
18	Jerome OPOKU	5	0	1	0	0	0	4	2
22	Kamaldeen SULEMANA	27	7	1	1	4	7	7	5
24	Ernest NUAMAH	18	4	2	0	1	7	4	6
26	Marvin SENAYA	23	9	1	0	0	4	9	9
16	Benjamin ASARE	2	0	0	0	0	0	2	0
7	Abdul FATAWU	14	2	1	0	0	6	5	7
8	Kwasi SIBO	9	8	0	0	0	0	1	4
10	Brandon THOMAS-ASANTE	22	1	0	0	0	20	1	5
25	Prince ADU	4	1	1	0	0	2	0	0

In Possession - Distributions



#	Player	Passes Attempted	Passes Completed	Pass Completion %	Switches of Play	Crosses Attempted	Crosses Completed	Line Breaks Attempted	Line Breaks Completed	Line Break Completion %	Ball Progressions	Take Ons	Step Ins	Attempts at Goal	Goals
22	Orlando MOSQUERA	33	27	82%	1	0	0	6	0	0%	0	0	0	0	0
2	Cesar BLACKMAN	44	42	95%	0	0	0	7	6	86%	3	3	0	2	0
3	Jose CORDOBA	99	91	92%	0	0	0	10	5	50%	1	1	0	0	0
6	Cristian MARTINEZ	18	16	89%	0	3	0	4	2	50%	0	0	0	1	0
7	Jose Luis RODRIGUEZ	20	16	80%	1	8	1	5	4	80%	4	2	2	0	0
11	Edgar Yoel BARCENAS	54	51	94%	1	2	1	11	9	82%	4	1	3	2	0
13	Jiovany RAMOS	90	80	89%	2	0	0	29	21	72%	5	2	3	2	0
14	Carlos HARVEY	54	45	83%	3	0	0	12	8	67%	1	1	0	1	0
16	Andres ANDRADE	98	82	84%	5	3	0	50	34	68%	0	0	0	0	0
18	Cecilio WATERMAN	9	6	67%	0	0	0	2	1	50%	0	0	0	1	0
23	Amir MURILLO	49	43	88%	1	3	1	8	5	62%	3	2	1	0	0
10	Ismael DIAZ	8	8	100%	0	0	0	3	3	100%	1	1	0	2	0
17	Jose FAJARDO	2	0	0%	0	0	0	0	0	0%	0	0	0	0	0
20	Anibal GODOY	8	8	100%	1	1	0	5	4	80%	0	0	0	0	0
24	Azarias LONDONO	11	11	100%	0	1	0	4	3	75%	0	0	0	0	0

In Possession - Offers & Receptions



			Offer movement types						
#	Player	Total Offers	In Front	In Between	Out to In	In to Out	In Behind	No Movement	Offers Received
22	Orlando MOSQUERA	14	0	0	0	0	0	14	4
2	Cesar BLACKMAN	35	0	0	0	0	8	27	16
3	Jose CORDOBA	11	1	0	0	0	0	10	5
6	Cristian MARTINEZ	32	3	8	1	6	14	0	6
7	Jose Luis RODRIGUEZ	45	3	19	3	3	12	5	10
11	Edgar Yoel BARCENAS	59	25	26	0	3	2	3	21
13	Jiovany RAMOS	12	3	1	0	0	1	7	5
14	Carlos HARVEY	55	28	17	0	2	3	5	19
16	Andres ANDRADE	45	7	1	0	0	1	36	24
18	Cecilio WATERMAN	11	0	5	0	0	6	0	3
23	Amir MURILLO	62	7	1	0	1	20	33	24
10	Ismael DIAZ	11	0	4	1	0	4	2	2
17	Jose FAJARDO	12	0	3	0	0	9	0	2
20	Anibal GODOY	4	1	0	0	1	1	1	3
24	Azarias LONDONO	16	1	5	2	0	6	2	4

INDIVIDUAL DATA OUT OF POSSESSION



Ghana v Panama

Out of Possession



#	Player	Tackles Made / Won	Blocks	Interceptions	Pressing Direct	Pressing Indirect	Duels Won - Aerial	Duels Won - Physical	Possession Contests won	Clearances	Loose Ball Receptions	Pushing On	Pushing On into Pressing	Possession Regains	Possession Interrupted
1	Lawrence Ati ZIGI	0 / 0	0	0	0	0	0	0	0	0	1	0	0	4	0
3	Caleb YIRENKYI	6 / 3	3	1	6	28	0	0	0	1	7	26	13	5	3
4	Jonas ADJETEY	3 / 2	4	2	3	7	3	0	3	9	4	7	4	9	9
9	Jordan AYEWE	1 / 0	1	0	10	46	6	0	6	0	5	21	15	0	0
11	Antoine SEMENYO	3 / 3	1	0	6	22	3	0	3	0	2	21	13	6	0
14	Gideon MENSAH	3 / 0	2	0	2	6	3	0	4	6	7	22	5	4	3
15	Elisha OWUSU	2 / 1	4	0	6	12	0	0	2	2	8	17	4	4	3
18	Jerome OPOKU	1 / 1	0	2	3	1	1	1	2	8	2	10	2	6	5
22	Kamaldeen SULEMANA	3 / 1	0	1	6	25	0	0	0	1	2	35	19	2	3
24	Ernest NUAMAH	0 / 0	0	0	5	36	1	0	1	0	5	22	18	0	0
26	Marvin SENAYA	7 / 1	2	3	8	11	0	0	0	6	4	28	9	4	7
16	Benjamin ASARE	0 / 0	0	0	0	0	0	0	0	1	1	0	0	5	0
7	Abdul FATAWU	0 / 0	1	0	1	12	0	0	0	0	6	4	4	0	1
8	Kwasi SIBO	1 / 1	1	0	1	4	2	0	2	0	4	5	3	2	1
10	Brandon THOMAS-ASANTE	0 / 0	1	0	0	19	1	0	1	0	1	12	7	0	0
25	Prince ADU	1 / 0	0	0	3	5	0	0	0	0	0	1	1	0	0

Out of Possession



#	Player	Tackles Made / Won	Blocks	Interceptions	Pressing Direct	Pressing Indirect	Duels Won - Aerial	Duels Won - Physical	Possession Contests won	Clearances	Loose Ball Receptions	Pushing On	Pushing On into Pressing	Possession Regains	Possession Interrupted
22	Orlando MOSQUERA	0 / 0	0	0	0	0	1	0	1	0	1	0	0	3	0
2	Cesar BLACKMAN	4 / 1	1	1	7	10	2	0	2	2	7	30	9	4	4
3	Jose CORDOBA	3 / 1	0	1	3	3	0	0	0	6	8	5	2	4	6
6	Cristian MARTINEZ	9 / 1	0	0	7	18	1	0	1	0	4	15	9	1	2
7	Jose Luis RODRIGUEZ	4 / 1	0	0	2	20	0	0	0	0	0	11	8	1	1
11	Edgar Yoel BARCENAS	0 / 0	0	1	1	16	2	0	2	2	8	29	9	4	0
13	Jiovany RAMOS	8 / 4	3	2	10	7	1	0	1	1	7	12	6	8	3
14	Carlos HARVEY	7 / 2	1	2	10	8	1	0	1	2	8	15	6	6	4
16	Andres ANDRADE	7 / 2	2	2	6	6	5	0	6	4	5	13	3	11	5
18	Cecilio WATERMAN	1 / 0	1	0	1	13	0	0	0	0	1	12	8	0	0
23	Amir MURILLO	7 / 4	5	0	8	12	2	0	3	1	9	39	11	7	5
10	Ismael DIAZ	0 / 0	0	0	1	6	0	0	0	2	0	1	1	0	2
17	Jose FAJARDO	3 / 0	0	0	3	10	0	0	0	0	1	4	3	0	0
20	Anibal GODOY	0 / 0	1	0	1	1	0	0	0	0	1	2	1	0	1
24	Azarias LONDONO	0 / 0	0	1	2	9	0	0	1	1	1	5	4	3	0

INDIVIDUAL DATA PHYSICAL



Ghana v Panama

Physical Data



#	Player	Total Distance (m)	Zone 1: 0-7 km/h (m)	Zone 2: 7-15 km/h (m)	Zone 3: 15-20 km/h (m)	Zone 4: 20-25 km/h (m)	Zone 5: 25+ km/h (m)	High Speed Runs (Zone 3)	Sprints (Zone 4 & 5)	Top Speed (km/h)
1	Lawrence Ati ZIGI	2286.7	1826.7	438.6	12.1	9.3	0	1.0	1.0	22.3
3	Caleb YIRENKYI	12645.8	3854.0	5775.3	2122.0	712.0	182.5	179.0	54.0	30.9
4	Jonas ADJETEY	11307.4	4358.9	4784.0	1418.4	550.0	196.2	127.0	46.0	31.0
9	Jordan AYEWE	10287.3	3420.1	4573.5	1410.4	696.2	187.1	133.0	49.0	29.7
11	Antoine SEMENYO	10663.6	4901.0	3906.5	985.7	545.9	324.5	80.0	44.0	34.5
14	Gideon MENSAH	10862.6	4343.9	4610.4	1168.0	555.4	184.9	106.0	42.0	29.6
15	Elisha OWUSU	9275.6	2863.1	4412.3	1500.6	450.8	48.7	130.0	32.0	28.8
18	Jerome OPOKU	10651.3	4527.1	4729.6	1059.0	293.1	42.5	81.0	26.0	28.8
22	Kamaldeen SULEMANA	6979.7	2731.8	2803.7	985.9	336.4	122.0	87.0	31.0	33.2
24	Ernest NUAMAH	7062.5	2769.8	2773.0	966.4	388.0	165.3	81.0	32.0	33.3
26	Marvin SENAYA	11229.7	4198.3	4804.0	1243.4	767.6	216.5	104.0	66.0	31.6
16	Benjamin ASARE	2107.7	1815.2	249.2	15.8	19.0	8.4	1.0	2.0	26.6
7	Abdul FATAWU	4666.9	1666.4	1886.4	724.9	318.5	70.8	55.0	26.0	28.3
8	Kwasi SIBO	2691.0	739.7	1429.4	402.6	110.9	8.5	32.0	7.0	25.6
10	Brandon THOMAS-ASANTE	4788.2	1578.3	1936.1	745.7	355.5	172.7	66.0	31.0	33.2
25	Prince ADU	1494.8	514.0	548.2	266.5	134.5	31.5	17.0	10.0	31.2

Physical Data



#	Player	Total Distance (m)	Zone 1: 0-7 km/h (m)	Zone 2: 7-15 km/h (m)	Zone 3: 15-20 km/h (m)	Zone 4: 20-25 km/h (m)	Zone 5: 25+ km/h (m)	High Speed Runs (Zone 3)	Sprints (Zone 4 & 5)	Top Speed (km/h)
22	Orlando MOSQUERA	5250.4	4169.8	949.1	112.0	19.6	0	11.0	2.0	24.8
2	Cesar BLACKMAN	9490.6	3528.6	4376.3	1034.4	397.9	153.5	94.0	30.0	32.0
3	Jose CORDOBA	10472.1	3672.3	5080.6	1053.6	383.0	282.7	86.0	31.0	33.8
6	Cristian MARTINEZ	8004.5	2562.7	3641.1	1154.1	508.8	137.8	100.0	44.0	29.8
7	Jose Luis RODRIGUEZ	8292.3	3351.8	3170.9	1120.5	444.1	205.1	92.0	36.0	31.6
11	Edgar Yoel BARCENAS	12157.6	3562.0	5829.1	2108.2	638.1	20.2	166.0	40.0	27.3
13	Jiovany RAMOS	10374.2	4187.5	4191.9	1307.0	538.8	149.0	115.0	39.0	31.7
14	Carlos HARVEY	12190.8	3582.4	6133.7	1883.8	485.3	105.6	165.0	38.0	29.9
16	Andres ANDRADE	10233.3	3883.2	4524.2	1217.5	400.1	208.3	106.0	36.0	31.0
18	Cecilio WATERMAN	7127.8	2758.0	3106.4	817.8	313.0	132.6	67.0	25.0	30.0
23	Amir MURILLO	11247.0	4223.1	4495.2	1541.2	771.4	216.1	135.0	56.0	32.6
10	Ismael DIAZ	2983.3	1052.2	1133.1	519.8	187.5	90.8	35.0	19.0	29.5
17	Jose FAJARDO	4127.6	1249.8	1802.9	605.9	317.7	151.3	44.0	24.0	30.4
20	Anibal GODOY	1239.0	451.1	406.0	305.8	61.3	14.8	18.0	4.0	27.2
24	Azarias LONDONO	4084.9	1330.1	1864.6	552.6	229.0	108.7	49.0	20.0	30.8



TM