



Germany 7 - 1 Curaçao

Group E - Match 10

14 June 2026

12:00 Kick Off

Houston Stadium

POST MATCH SUMMARY REPORT

Match Summary - Teams



Germany

7 - 1

Curaçao

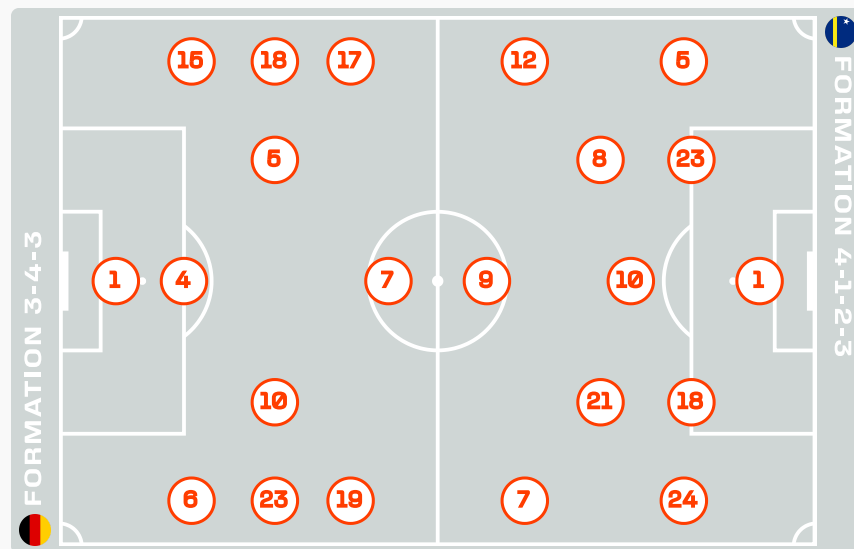


STARTING

- 1 GK Manuel NEUER
- 4 DF Jonathan TAH ↓ 73'
- 5 MF Aleksandar PAVLOVIC
- 6 DF Joshua KIMMICH ↓ 83'
- 7 FW Kai HAVERTZ ⚽ 45+5' ⚽ 88'
- 10 MF Jamal MUSIALA ⚽ 47' ↓ 64'
- 15 DF Nico SCHLOTTERBECK ⚽ 38'
- 17 MF Florian WIRTZ
- 18 DF Nathaniel BROWN ⚽ 68' ↓ 73'
- 19 MF Leroy SANE
- 23 MF Felix NMECHA ⚽ 6' ↓ 73'

SUBSTITUTES

- 12 GK Oliver BAUMANN
- 21 GK Alexander NUBEL
- 2 DF Antonio RUEDIGER ↑ 73'
- 3 DF Waldemar ANTON ↑ 83'
- 8 MF Leon GORETZKA ↑ 73'
- 9 MF Jamie LEWELING
- 11 FW Nick WOLTEMADE
- 13 MF Pascal GROSS
- 14 FW Maximilian BEIER
- 16 MF Angelo STILLER
- 20 MF Nadiem AMIRI
- 22 DF David RAUM ↑ 73'
- 24 DF Malick THIAW
- 25 MF Assan OUEDRAOGO
- 26 FW Deniz UNDAV ↑ 64' ⚽ 78'



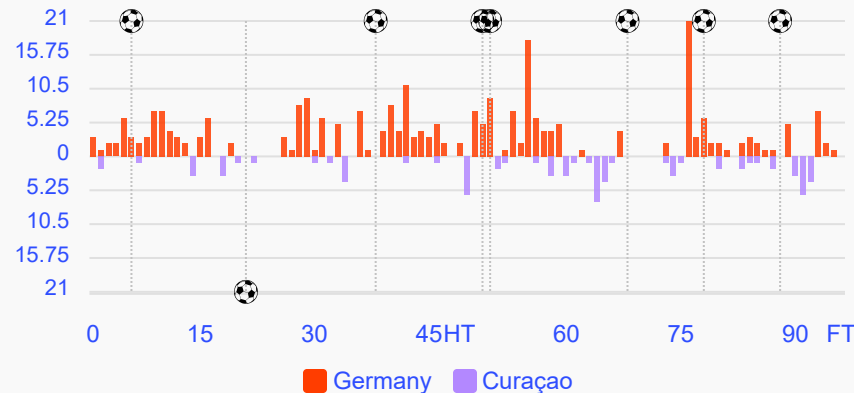
STARTING

- Eloy ROOM GK 1
- Sherel FLORANUS DF 5
- Juninho BACUNA MF 7
- ⚽ 21' Livano COMENENCIA MF 8
- ↓ 65' Juergen LOCADIA FW 9
- Leandro BACUNA MF 10
- ↓ 45' Sontje HANSEN FW 12
- Armando OBISPO DF 18
- ↓ 83' Tahith CHONG MF 21
- Riechedly BAZOER DF 23
- Deveron FONVILLE DF 24

SUBSTITUTES

- Tyrick BODAK GK 25
- Trevor DOORNBUSCH GK 26
- Shurandy SAMBO DF 2
- Jurien GAARI DF 3
- Roshon VAN EIJMA DF 4
- Godfried ROEMERATOE MF 6
- ↑ 45' Jeremy ANTONISSE FW 11
- Tyrese NOSLIN FW 13
- Kenji GORRE FW 14
- Arjany MARTHA MF 15
- ↑ 65' Jearl MARGARITHA FW 16
- Brandley KUWAS FW 17
- ↑ 83' Gervane KASTANEER FW 19
- Joshua BRENET DF 20
- Kevin FELIDA MF 22

Distribution in the Final Third



Match Summary - Key Statistics



7 - 1



Possession

Total	57.8%	6.9%	35.3%	Total
7	Goals			1
4.17	xG (Expected Goals)			0.4
26 (12)	Attempts at Goal (On Target)			8 (2)
641 (569)	Total Passes (Complete)			362 (291)
89 %	Pass Completion %			80 %
125	Completed Line Breaks			72
18	Defensive Line Breaks			6
252	Receptions in the Final Third			61
20	Crosses			5
32	Ball Progressions			34
227 (55)	Defensive Pressures Applied (Direct Pressures)			339 (48)
46	Forced Turnovers			43
82	Second Balls			58
116.2 km	Total Distance Covered			103.5 km
6.3 km	Zone 4 - Low Speed Sprinting: 20-25 km/h			5 km



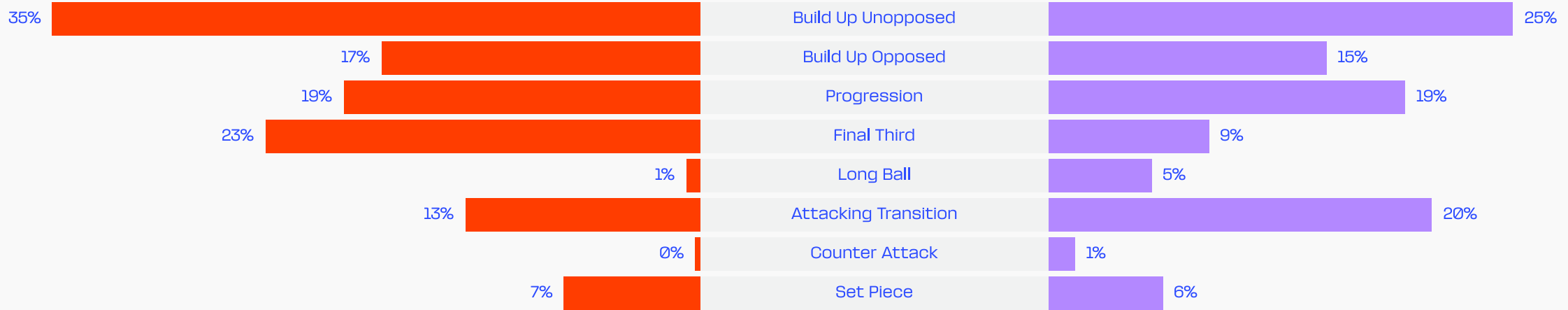
Germany

Phases of Play

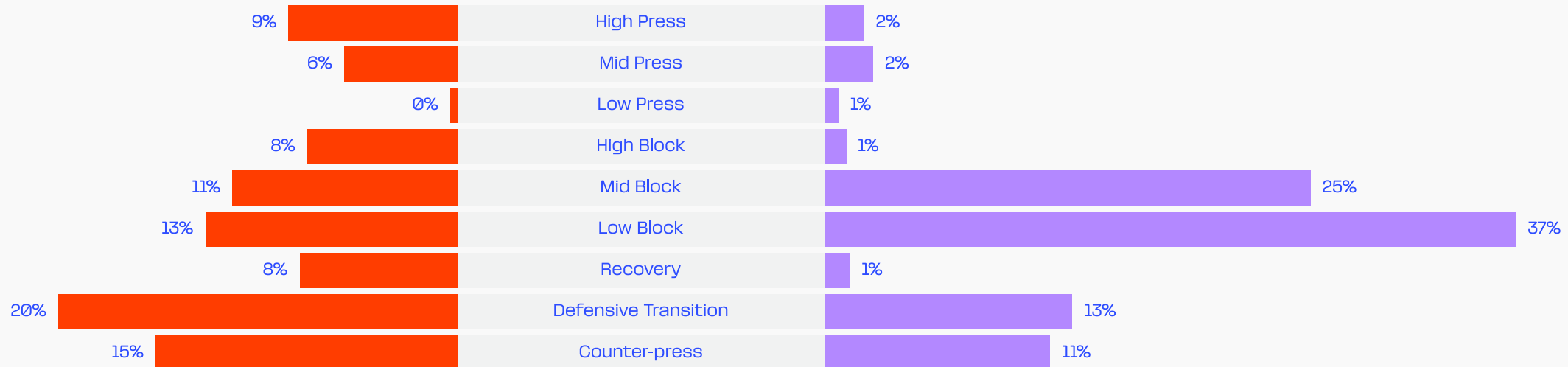
Curaçao



IN POSSESSION



OUT OF POSSESSION

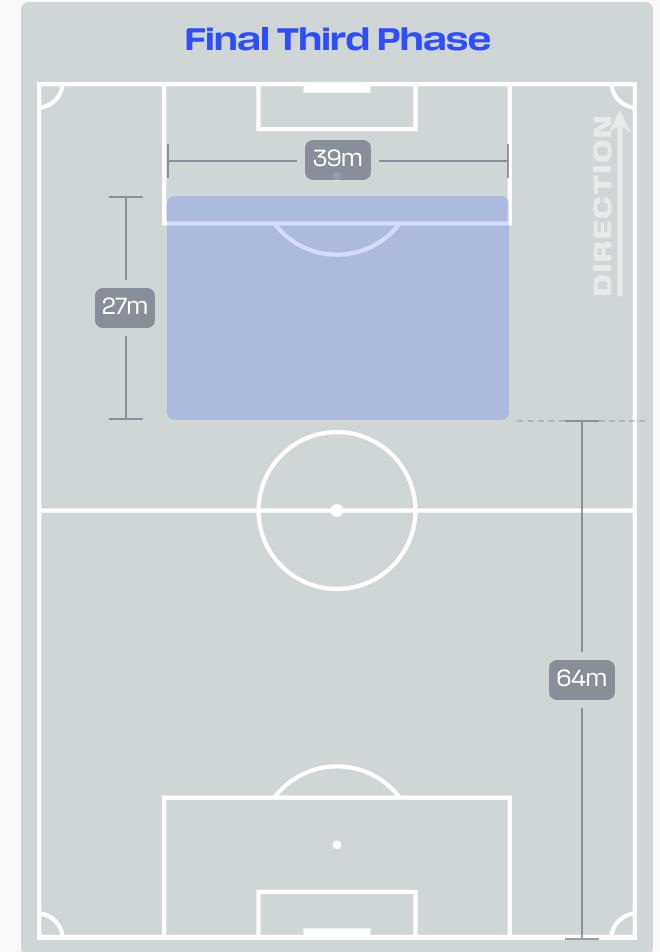
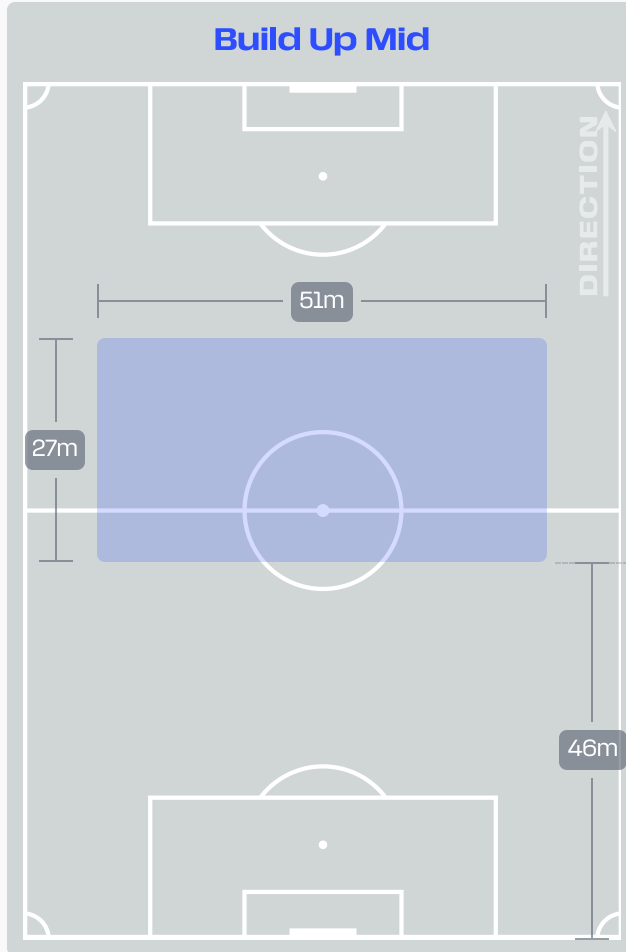
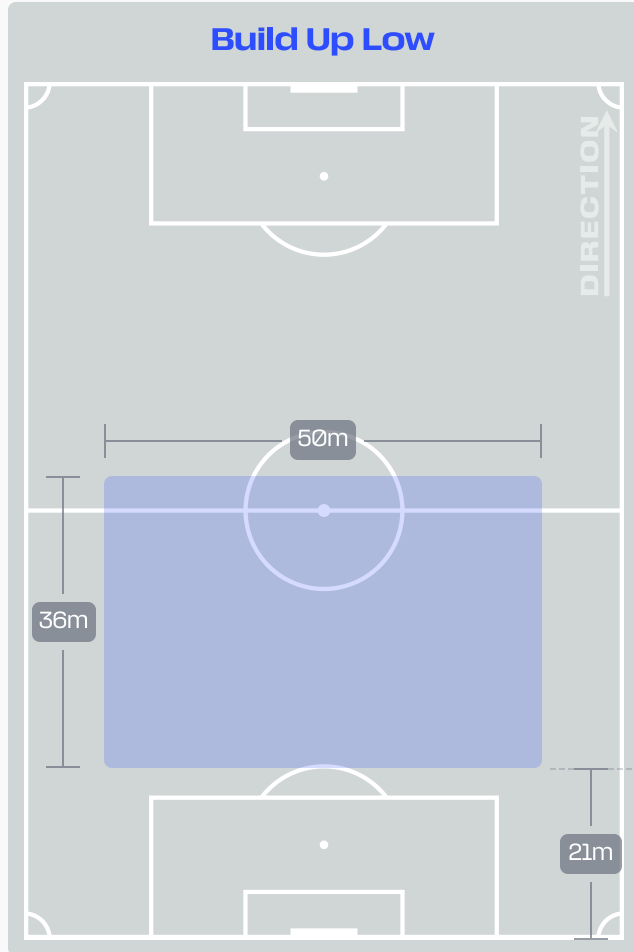


IN POSSESSION

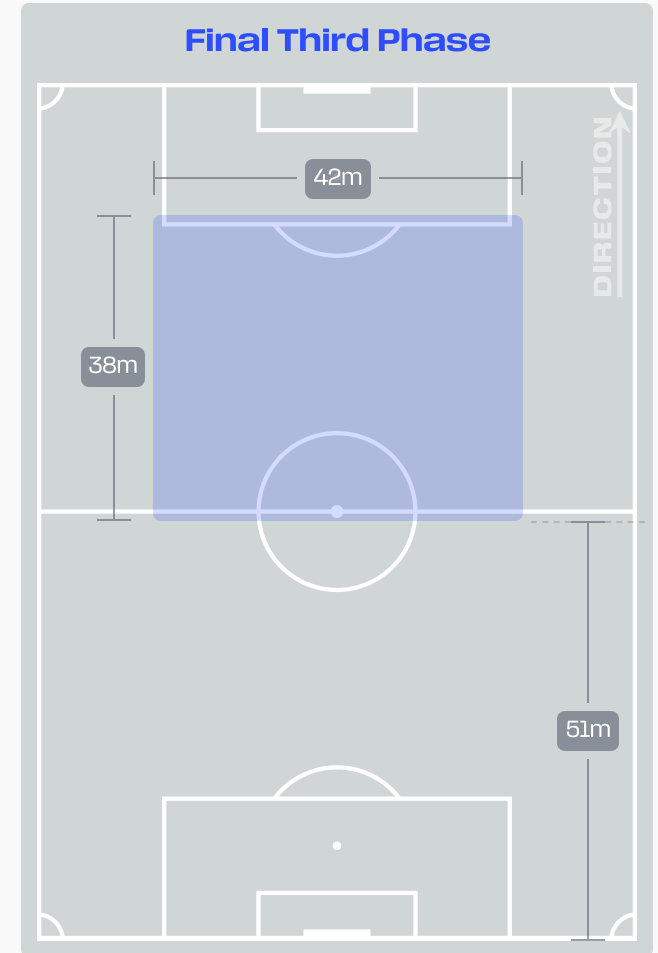
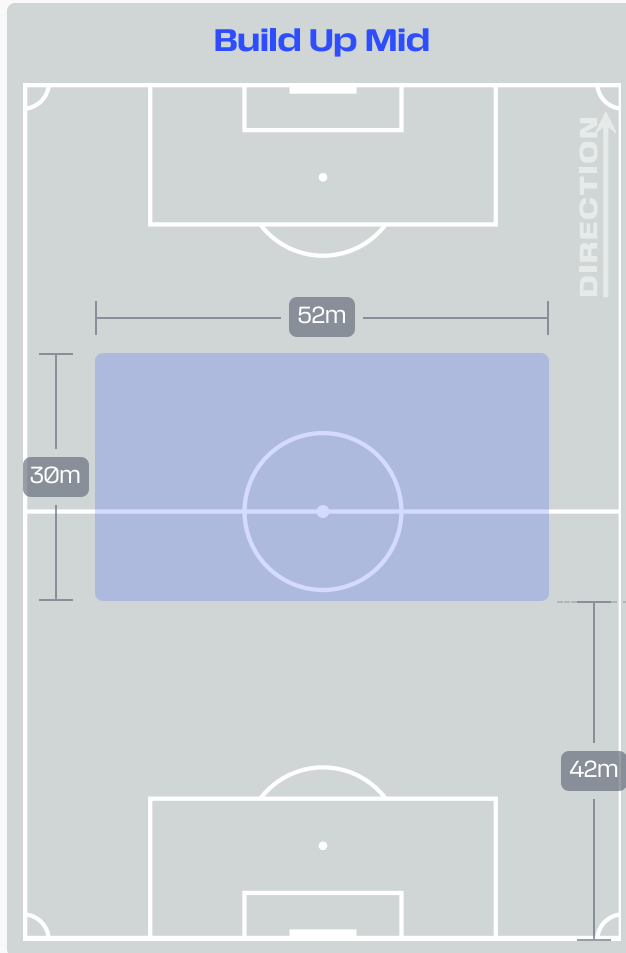
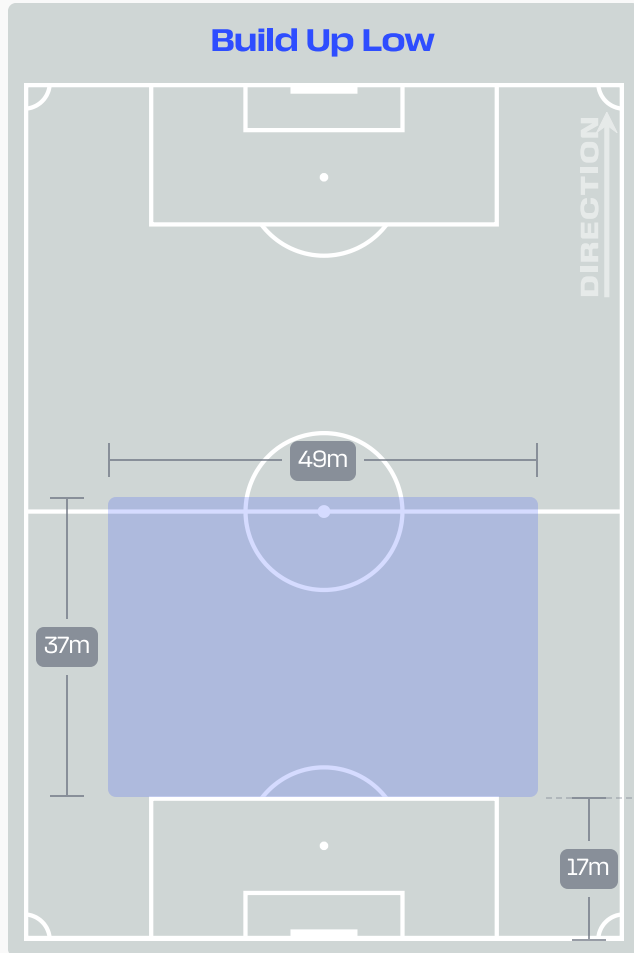


Germany v Curaçao

In Possession Line Height & Team Length



In Possession Line Height & Team Length



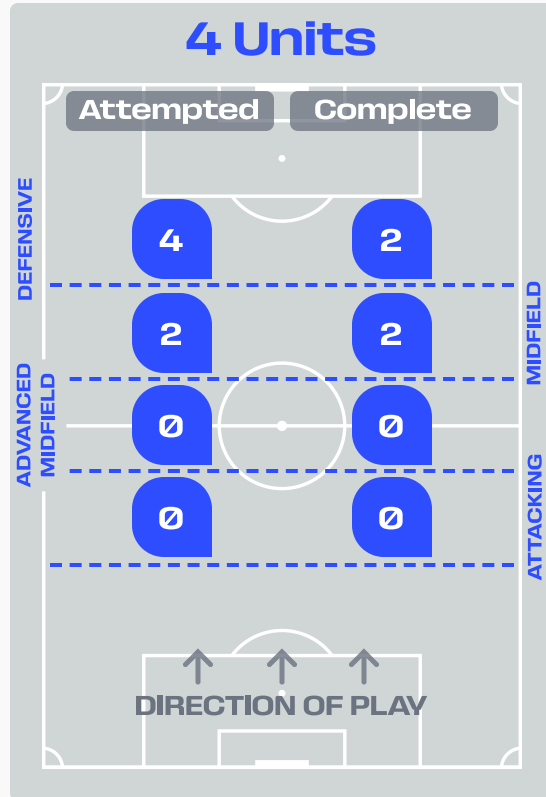
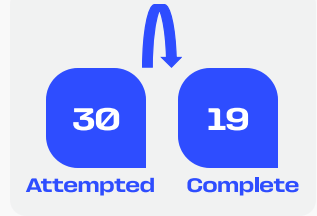
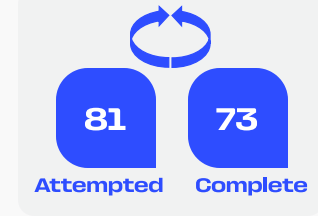
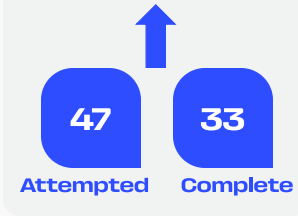
Line Breaks



Germany

Attempted Line Breaks

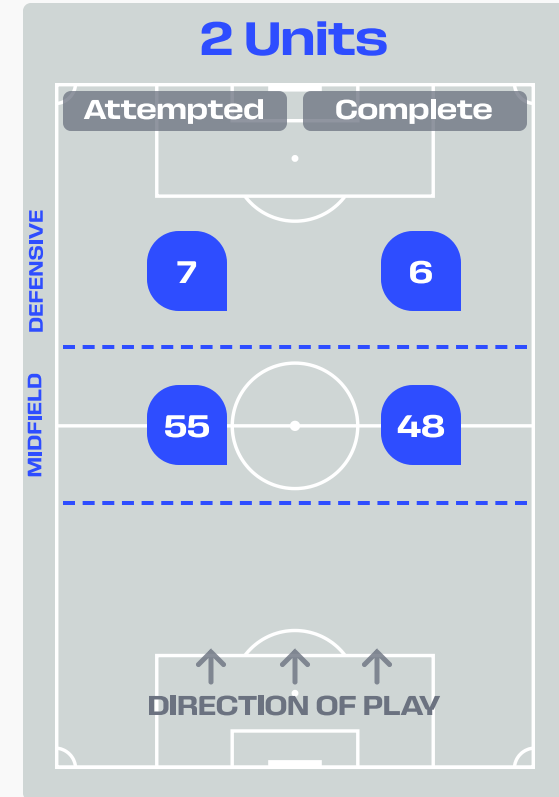
158



Attempted Line Breaks	6
Inside Shape	5
Outside Shape	1



Attempted Line Breaks	90
Inside Shape	44
Outside Shape	46



Attempted Line Breaks	62
Inside Shape	24
Outside Shape	38

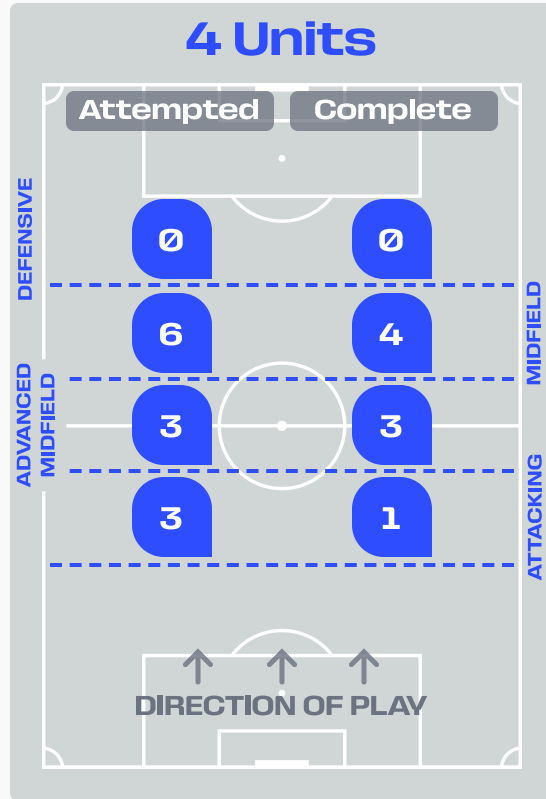
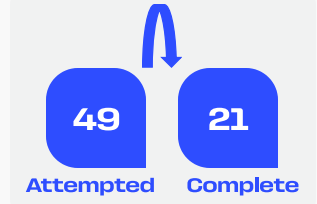
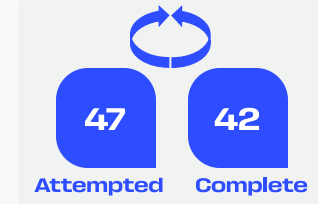
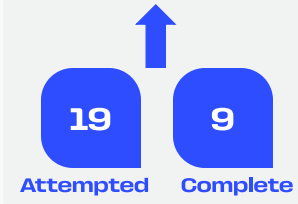
Line Breaks



Curaçao

Attempted Line Breaks

115



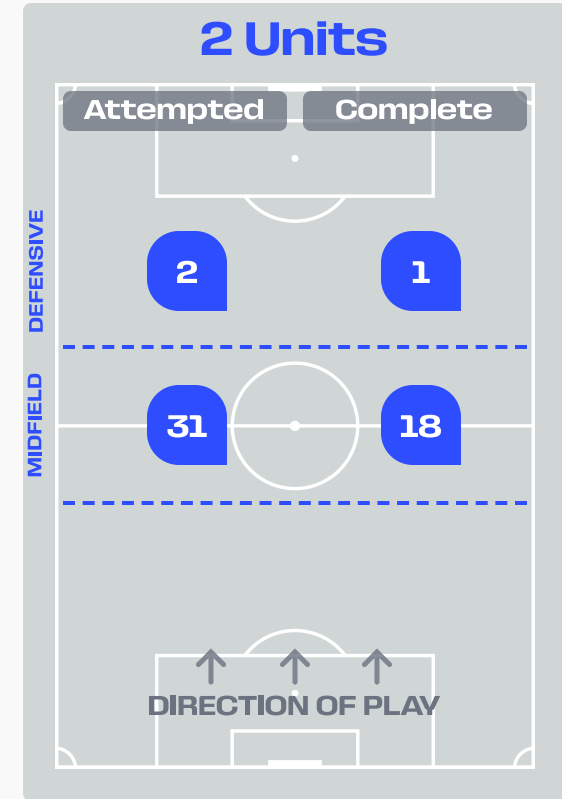
Attempted Line Breaks 12

Inside Shape 8
Outside Shape 4



Attempted Line Breaks 70

Inside Shape 38
Outside Shape 32



Attempted Line Breaks 33

Inside Shape 25
Outside Shape 8

Line Breaks



					4 Units				3 Units			2 Units		Direction			Distribution Type		
#	Player	Line Breaks Attempted	Line Breaks Completed	Line Break Completion %	Attacking Line	Attacking Midfield Line	Midfield Line	Defensive Line	Attacking Line	Midfield Line	Defensive Line	Midfield Line	Defensive Line	Through	Around	Over	Pass	Cross	Ball Progression
1	Manuel NEUER	7	4	57%	0	0	0	0	5	1	0	1	0	2	1	4	7	0	0
4	Jonathan TAH	12	11	92%	0	0	0	0	7	1	1	3	0	6	4	2	12	0	0
5	Aleksandar PAVLOVIC	24	21	88%	0	0	0	0	9	5	0	10	0	6	15	3	24	0	0
6	Joshua KIMMICH	22	17	77%	0	0	0	1	7	2	1	10	1	2	13	7	22	0	0
7	Kai HAVERTZ	4	2	50%	0	0	0	0	0	1	1	2	0	2	2	0	4	0	0
10	Jamal MUSIALA	8	6	75%	0	0	0	1	0	1	2	1	3	4	3	1	7	0	1
15	Nico SCHLOTTERBECK	22	22	100%	0	0	0	0	10	2	1	9	0	4	13	5	21	0	1
17	Florian WIRTZ	16	12	75%	0	0	2	2	0	2	2	7	1	6	8	2	14	0	2
18	Nathaniel BROWN	7	5	71%	0	0	0	0	2	3	1	1	0	1	6	0	7	0	0
19	Leroy SANE	7	3	43%	0	0	0	0	0	2	2	3	0	1	5	1	4	0	3
23	Felix NMECHA	9	9	100%	0	0	0	0	2	2	0	4	1	6	2	1	9	0	0
2	Antonio RUEDIGER	4	2	50%	0	0	0	0	2	0	1	1	0	0	2	2	4	0	0
3	Waldemar ANTON	3	3	100%	0	0	0	0	2	0	0	1	0	0	3	0	3	0	0
8	Leon GORETZKA	5	5	100%	0	0	0	0	0	2	1	2	0	3	2	0	4	0	1
22	David RAUM	4	2	50%	0	0	0	0	0	2	1	0	1	2	1	1	4	0	0
26	Deniz UNDAV	4	1	25%	0	0	0	0	0	1	3	0	0	2	1	1	3	1	0

Line Breaks



					4 Units				3 Units			2 Units		Direction			Distribution Type		
#	Player	Line Breaks Attempted	Line Breaks Completed	Line Break Completion %	Attacking Line	Attacking Midfield Line	Midfield Line	Defensive Line	Attacking Line	Midfield Line	Defensive Line	Midfield Line	Defensive Line	Through	Around	Over	Pass	Cross	Ball Progression
1	Eloy ROOM	16	4	25%	1	0	1	0	6	4	0	4	0	0	0	16	16	0	0
5	Sherel FLORANUS	9	5	56%	0	1	0	0	1	2	0	5	0	1	5	3	9	0	0
7	Juninho BACUNA	16	13	81%	0	0	1	0	3	5	0	6	1	5	6	5	14	1	1
8	Livano COMENENCIA	8	4	50%	0	0	0	0	1	1	4	2	0	3	4	1	8	0	0
9	Juergen LOCADIA	0	0	0%	0	0	0	0	0	0	0	0	0	0	0	0	0	0	0
10	Leandro BACUNA	14	9	64%	1	0	0	0	6	2	1	3	1	3	7	4	13	1	0
12	Sontje HANSEN	1	0	0%	0	0	0	0	0	1	0	0	0	0	1	0	1	0	0
18	Armando OBISPO	15	13	87%	1	1	1	0	7	4	1	0	0	2	7	6	15	0	0
21	Tahith CHONG	6	2	33%	0	0	0	0	0	1	3	2	0	3	2	1	5	0	1
23	Riechedly BAZOER	11	9	82%	0	0	2	0	3	5	0	1	0	0	5	6	11	0	0
24	Deveron FONVILLE	10	7	70%	0	1	1	0	0	3	2	3	0	1	5	4	8	0	2
11	Jeremy ANTONISSE	7	4	57%	0	0	0	0	0	0	2	5	0	1	4	2	6	1	0
16	Jearl MARGARITHA	0	0	0%	0	0	0	0	0	0	0	0	0	0	0	0	0	0	0
19	Gervane KASTANEER	2	2	100%	0	0	0	0	0	2	0	0	0	0	1	1	2	0	0

Passing Networks



#	Passes From ↓ to →	Manuel NEUER	Jonathan TAH	Aleksandar PAVLOVIC	Joshua KIMMICH	Kai HAVERTZ	Jamal MUSIALA	Nico SCHLOTTERBECK	Florian WIRTZ	Nathaniel BROWN	Leroy SANE	Felix NMECHA	Antonio RUEDIGER	Waldemar ANTON	Leon GORETZKA	David RAUM	Deniz UNDAV
1	Manuel NEUER		5	0	6	1	1	2	0	1	0	0	2	2	0	0	0
4	Jonathan TAH	1		15	16	4	5	15	4	0	4	4	0	0	0	0	0
5	Aleksandar PAVLOVIC	3	9		6	7	4	5	11	4	8	9	1	0	1	0	0
6	Joshua KIMMICH	2	16	8		6	2	4	4	1	12	6	2	0	0	0	2
7	Kai HAVERTZ	1	2	6	3		1	2	7	3	3	3	2	1	3	0	1
10	Jamal MUSIALA	0	2	1	1	0		1	1	3	1	3	0	0	0	0	0
15	Nico SCHLOTTERBECK	4	18	7	3	1	3		14	12	2	4	3	0	0	1	3
17	Florian WIRTZ	1	3	6	4	6	8	2		8	8	5	0	0	1	3	0
18	Nathaniel BROWN	0	1	5	0	2	1	13	9		0	0	0	0	0	0	0
19	Leroy SANE	0	2	7	13	2	0	4	2	1		3	1	0	4	0	1
23	Felix NMECHA	0	2	9	1	2	4	6	5	2	5		0	0	0	0	0
2	Antonio RUEDIGER	1	0	1	4	2	0	3	0	0	1	0		2	0	0	0
3	Waldemar ANTON	0	0	0	0	1	0	0	0	0	1	0	3		1	0	0
8	Leon GORETZKA	0	0	1	0	2	0	0	1	0	3	0	1	1		1	2
22	David RAUM	0	0	0	0	2	0	1	1	0	0	0	0	0	0		1
26	Deniz UNDAV	0	0	2	0	2	0	0	0	1	0	0	0	0	1	2	

Top 5 Player to Player Passers		
Player	Passed To	% of Total Team Passes
Nico SCHLOTTERBECK	Jonathan TAH	3.2%
Jonathan TAH	Joshua KIMMICH	2.9%
Joshua KIMMICH	Jonathan TAH	2.9%
Jonathan TAH	Nico SCHLOTTERBECK	2.7%
Jonathan TAH	Aleksandar PAVLOVIC	2.7%

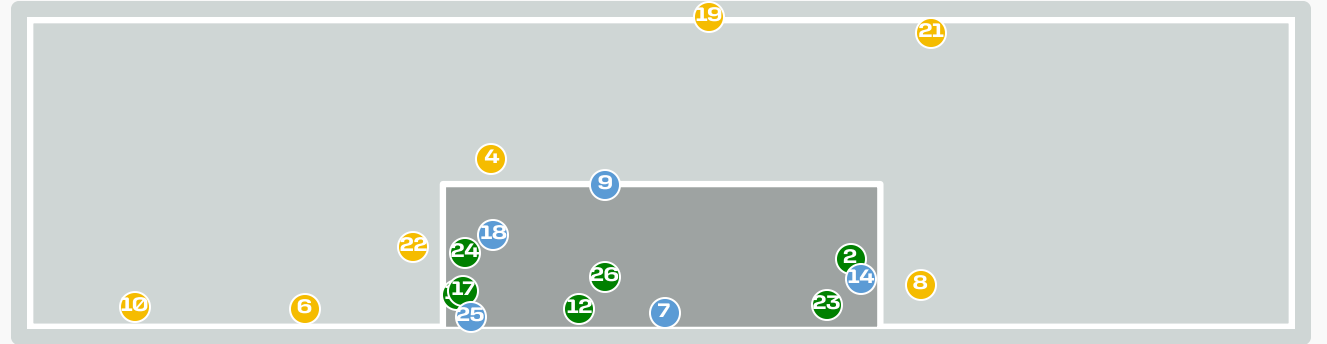
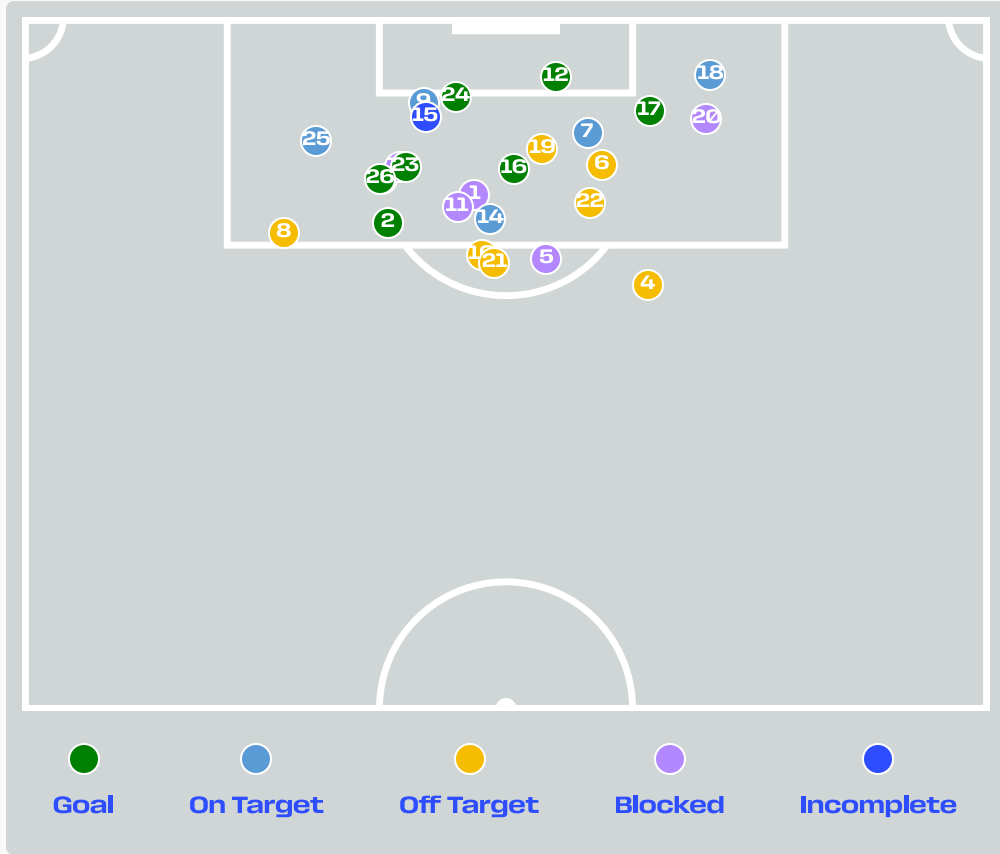
Passing Networks



#	Passes From ↓ to →	Eloy ROOM	Sherel FLORANUS	Juninho BACUNA	Livano COMENENCIA	Juergen LOCADIA	Leandro BACUNA	Sontje HANSEN	Armando OBISPO	Tahith CHONG	Riechedly BAZOER	Deveron FONVILLE	Jeremy ANTONISSE	Jearl MARGARITHA	Gervane KASTANEER
1	Eloy ROOM		1	0	2	1	3	0	5	1	5	1	1	0	0
5	Sherel FLORANUS	3		3	4	1	6	0	0	4	6	0	2	0	0
7	Juninho BACUNA	0	3		2	2	8	1	2	4	1	1	2	2	1
8	Livano COMENENCIA	4	3	2		2	3	1	1	0	0	1	2	1	0
9	Juergen LOCADIA	0	0	3	0		5	0	0	3	0	2	0	0	0
10	Leandro BACUNA	3	6	9	2	1		0	6	5	11	2	3	0	0
12	Sontje HANSEN	0	0	3	0	0	0		0	1	0	1	0	0	0
18	Armando OBISPO	10	2	4	0	0	3	2		1	6	6	2	0	1
21	Tahith CHONG	0	2	3	2	1	3	0	1		1	0	0	0	0
23	Riechedly BAZOER	5	8	2	2	3	6	0	4	1		0	0	0	0
24	Deveron FONVILLE	0	0	2	2	1	0	1	7	2	1		0	1	0
11	Jeremy ANTONISSE	0	3	1	1	0	5	0	0	2	0	3		1	1
16	Jearl MARGARITHA	0	0	0	2	0	0	0	0	0	0	0	2		0
19	Gervane KASTANEER	0	0	0	0	0	0	0	0	0	0	1	2	0	

Top 5 Player to Player Passers		
Player	Passed To	% of Total Team Passes
Leandro BACUNA	Riechedly BAZOER	3.8%
Armando OBISPO	Eloy ROOM	3.5%
Leandro BACUNA	Juninho BACUNA	3.1%
Juninho BACUNA	Leandro BACUNA	2.8%
Riechedly BAZOER	Sherel FLORANUS	2.8%

Attempts at Goal



Key	Outcome	Shots
●	Goals	7
●	On Target	5
●	Off Target	7
●	Blocked	6
●	Incomplete	1

Attempts at Goal



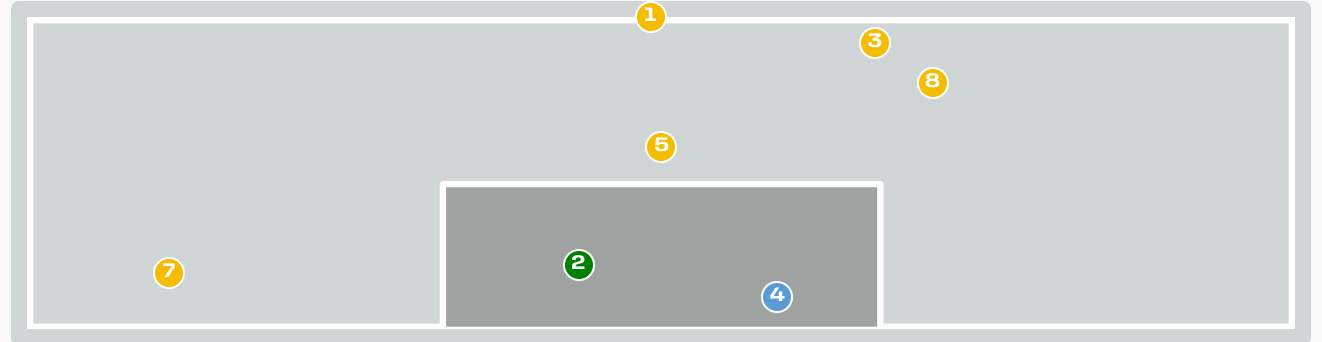
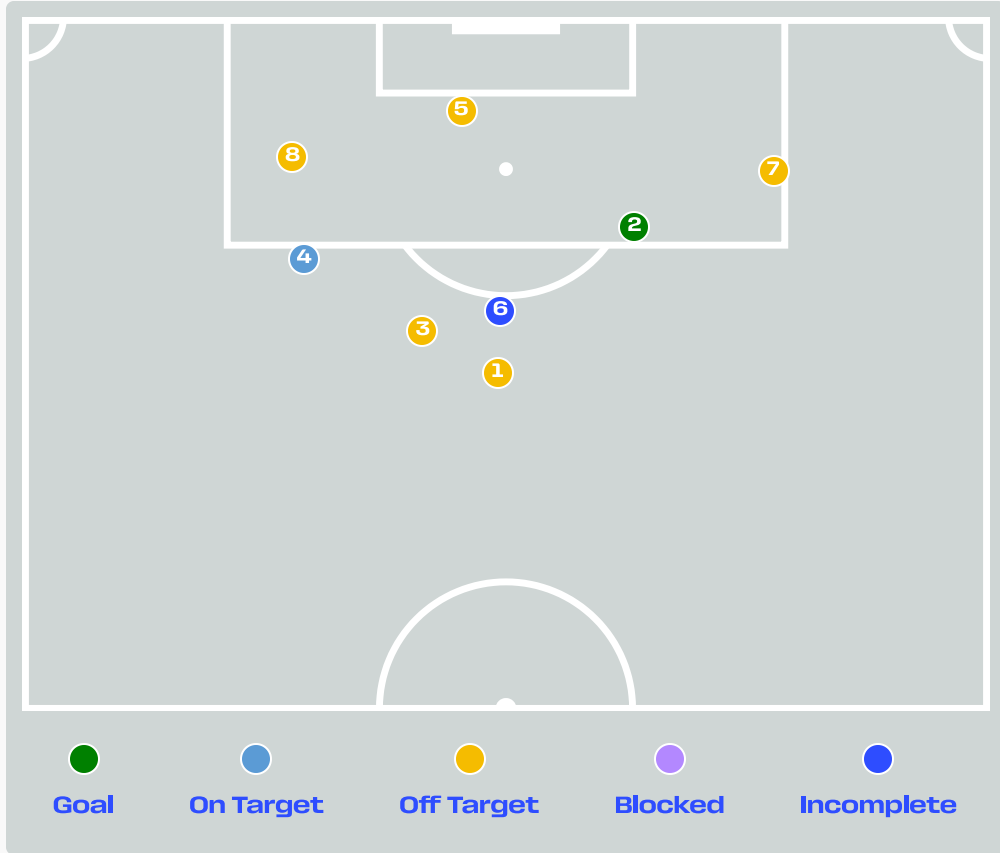
Time	Player	Outcome	Body Part	Delivery Type
5	10 Jamal MUSIALA	Incomplete - Blocked	Right Foot	Pass
5	23 Felix NMECHA	On Target - Goal	Right Foot	Pass
6	10 Jamal MUSIALA	Incomplete - Blocked	Right Foot	Ball Progression
8	23 Felix NMECHA	Off Target	Right Foot	Pass
9	17 Florian WIRTZ	Incomplete - Blocked	Right Foot	Ball Progression
10	19 Leroy SANE	Off Target	Left Foot	Ball Progression
11	23 Felix NMECHA	On Target - Saved	Right Foot	Pass
13	17 Florian WIRTZ	Off Target	Right Foot	Pass
27	15 Nico SCHLOTTERBECK	On Target - Saved	Head	Freekick
29	5 Aleksandar PAVLOVIC	Deflected Off Target - Defensive Event	Left Foot	Pass
31	19 Leroy SANE	Incomplete - Blocked	Left Foot	Pass
37	15 Nico SCHLOTTERBECK	On Target - Goal	Head	Corner
44	18 Nathaniel BROWN	Incomplete - Blocked	Right Foot	Loose Ball
44	5 Aleksandar PAVLOVIC	On Target - Goal Prevented	Right Foot	Pass
44	7 Kai HAVERTZ	Incomplete - Player On Ball Error	Head	Loose Ball
49	7 Kai HAVERTZ	On Target - Goal	Left Foot	Penalty
46	10 Jamal MUSIALA	On Target - Goal	Right Foot	Pass

Attempts at Goal



Time	Player	Outcome	Body Part	Delivery Type
49	23 Felix NMECHA	On Target - Saved	Right Foot	Freekick
52	17 Florian WIRTZ	Deflected Off Target - Defensive Event	Right Foot	Cross
53	7 Kai HAVERTZ	Incomplete - Blocked	Left Foot	Other
53	5 Aleksandar PAVLOVIC	Off Target	Right Foot	Pass
62	19 Leroy SANE	Off Target	Left Foot	Pass
67	18 Nathaniel BROWN	On Target - Goal	Right Foot	Pass
77	26 Deniz UNDAV	On Target - Goal	Right Foot	Pass
85	22 David RAUM	Deflected On Target - Saved	Left Foot	Pass
87	7 Kai HAVERTZ	Deflected On Target - Goal	Left Foot	Pass

Attempts at Goal



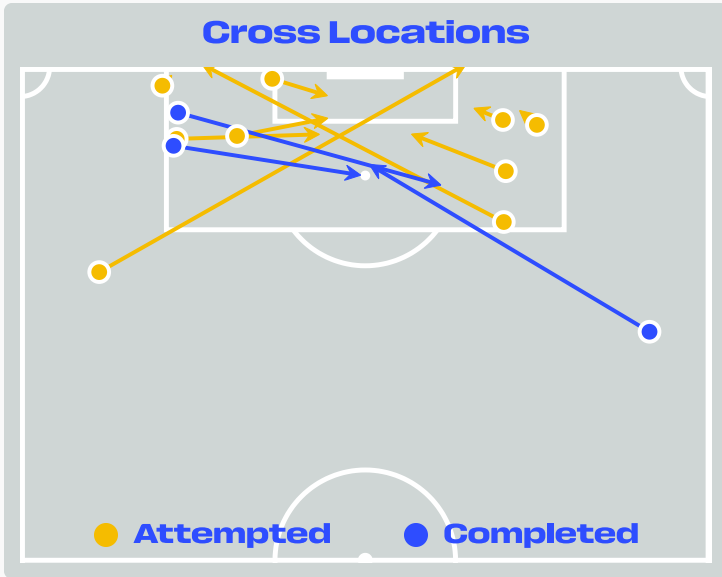
Key	Outcome	Shots
●	Goals	1
●	On Target	1
●	Off Target	5
●	Blocked	0
●	Incomplete	1

Attempts at Goal

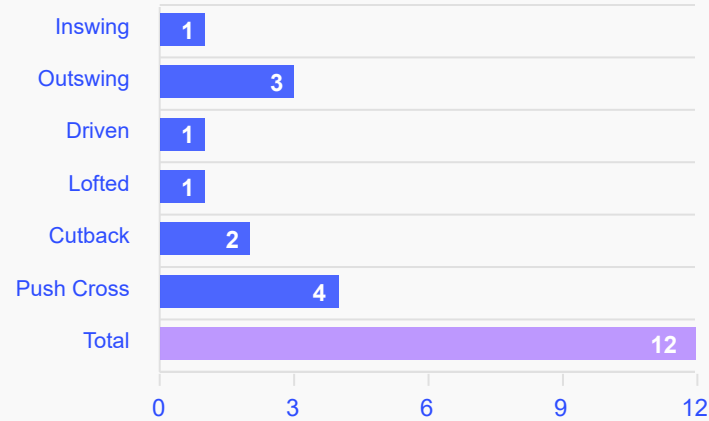


Time	Player	Outcome	Body Part	Delivery Type
18	10 Leandro BACUNA	Off Target	Left Foot	Other
20	8 Livano COMENENCIA	Deflected On Target - Goal	Left Foot	Loose Ball
35	7 Juninho BACUNA	Off Target	Right Foot	Pass
46	12 Sontje HANSEN	On Target - Saved	Right Foot	Pass
61	10 Leandro BACUNA	Off Target	Head	Freekick
66	8 Livano COMENENCIA	Incomplete - Referee Event	Right Foot	Loose Ball
74	21 Tahith CHONG	Off Target	Left Foot	Ball Progression
75	16 Jearl MARGARITHA	Off Target	Right Foot	Pass

Crosses (Open Play)



Delivery Type



Attempted

12

Completed

3

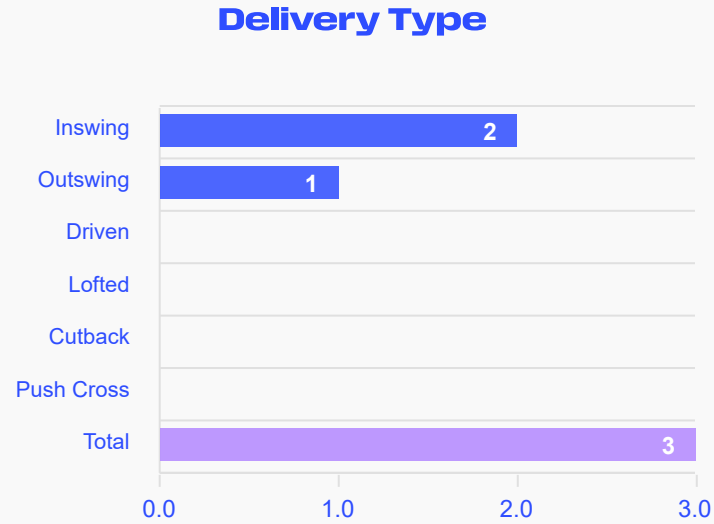
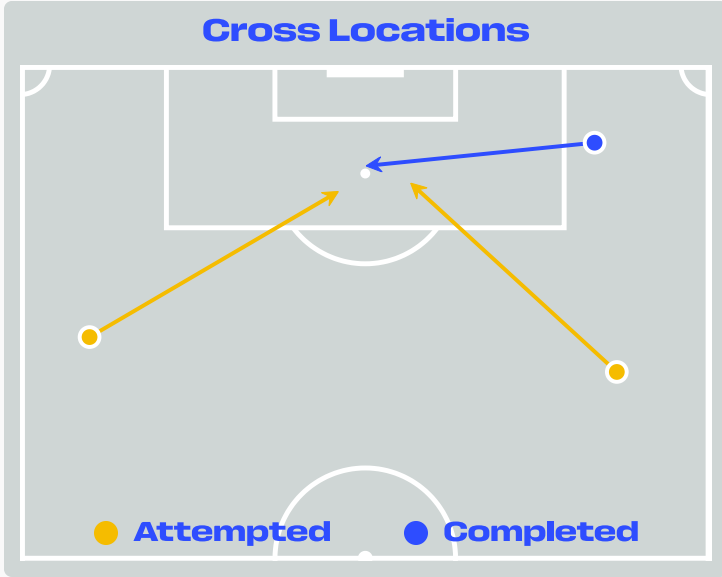
Most Crosses Attempted

3

Nathaniel BROWN
LEFT MIDFIELD

#	Player	Inswing	Outswing	Driven	Lofted	Cutback	Push Cross	Total Attempted
1	Manuel NEUER	0	0	0	0	0	0	0
4	Jonathan TAH	0	0	0	0	0	0	0
5	Aleksandar PAVLOVIC	0	0	0	0	0	0	0
6	Joshua KIMMICH	0	1	0	0	0	0	1
7	Kai HAVERTZ	0	0	0	0	1	1	2
10	Jamal MUSIALA	0	0	0	0	1	0	1
15	Nico SCHLOTTERBECK	0	0	0	0	0	0	0
17	Florian WIRTZ	1	0	0	0	0	0	1
18	Nathaniel BROWN	0	0	0	1	0	2	3
19	Leroy SANE	0	0	1	0	0	0	1
23	Felix NMECHA	0	0	0	0	0	0	0
2	Antonio RUEDIGER	0	0	0	0	0	0	0
3	Waldemar ANTON	0	1	0	0	0	0	1
8	Leon GORETZKA	0	0	0	0	0	0	0
22	David RAUM	0	1	0	0	0	0	1
26	Deniz UNDAV	0	0	0	0	0	1	1

Crosses (Open Play)



Attempted

3

Completed

1

Most Crosses Attempted

1

Livano COMENENCIA
RIGHT CENTRE MIDFIELD

#	Player	Inswing	Outswing	Driven	Lofted	Cutback	Push Cross	Total Attempted
1	Eloy ROOM	0	0	0	0	0	0	0
5	Sherel FLORANUS	0	0	0	0	0	0	0
7	Juninho BACUNA	1	0	0	0	0	0	1
8	Livano COMENENCIA	0	1	0	0	0	0	1
9	Juergen LOCADIA	0	0	0	0	0	0	0
10	Leandro BACUNA	1	0	0	0	0	0	1
12	Sontje HANSEN	0	0	0	0	0	0	0
18	Armando OBISPO	0	0	0	0	0	0	0
21	Tahith CHONG	0	0	0	0	0	0	0
23	Riechedly BAZOER	0	0	0	0	0	0	0
24	Deveron FONVILLE	0	0	0	0	0	0	0
11	Jeremy ANTONISSE	0	0	0	0	0	0	0
16	Jearl MARGARITHA	0	0	0	0	0	0	0
19	Gervane KASTANEER	0	0	0	0	0	0	0

Offering to Receive

445

Total Offers Made

153

Total Offers Received

Most Offers

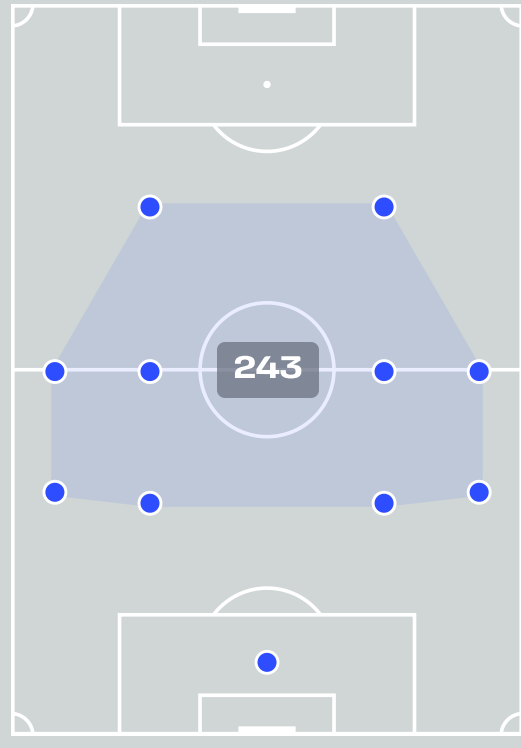
65

Kai HAVERTZ
CENTRE FORWARD

253

Offers Made in Final Third

Offers Made Inside Shape



Offers Made Outside Shape



159

Offers Made in Middle Third

33

Offers Made in Defensive Third

#	Player	Offers Made	Offers Received	% Made & Received
1	Manuel NEUER	6	3	50%
4	Jonathan TAH	10	7	70%
5	Aleksandar PAVLOVIC	56	18	32.1%
6	Joshua KIMMICH	21	4	19%
7	Kai HAVERTZ	65	20	30.8%
10	Jamal MUSIALA	61	25	41%
15	Nico SCHLOTTERBECK	22	7	31.8%
17	Florian WIRTZ	48	18	37.5%
18	Nathaniel BROWN	40	12	30%
19	Leroy SANE	51	16	31.4%
23	Felix NMECHA	31	8	25.8%
2	Antonio RUEDIGER	2	2	100%
3	Waldemar ANTON	2	2	100%
8	Leon GORETZKA	9	5	55.6%
22	David RAUM	14	2	14.3%
26	Deniz UNDAV	7	4	57.1%

Offering to Receive

241

Total Offers Made

79

Total Offers Received

Most Offers

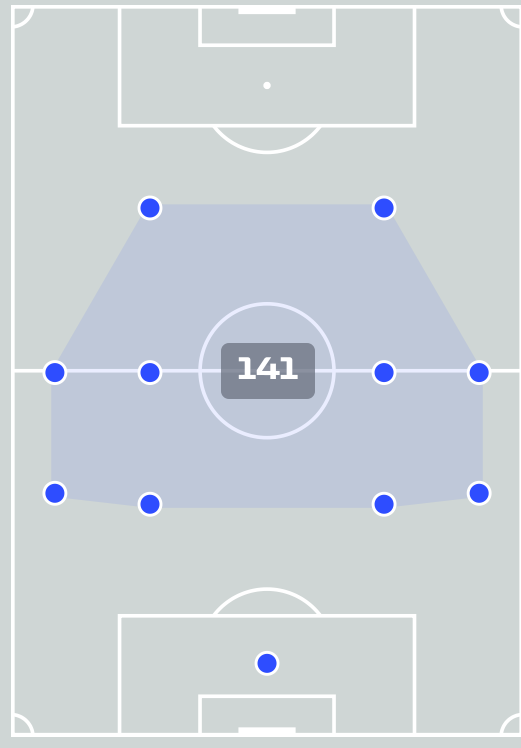
40

Livano COMENENCIA
RIGHT CENTRE MIDFIELD

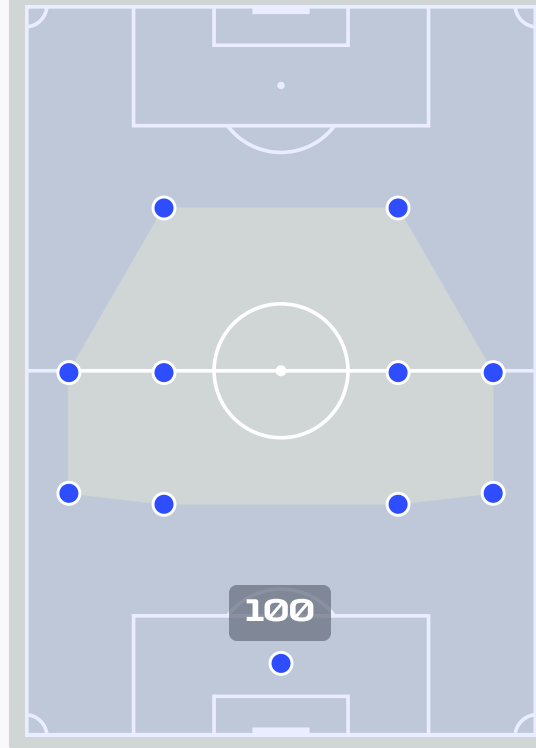
80

Offers Made in Final Third

Offers Made Inside Shape



Offers Made Outside Shape



129

Offers Made in Middle Third

32

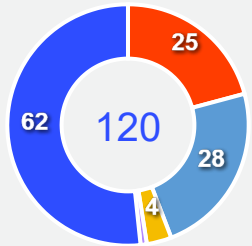
Offers Made in Defensive Third

#	Player	Offers Made	Offers Received	% Made & Received
1	Eloy ROOM	2	2	100%
5	Sherel FLORANUS	21	3	14.3%
7	Juninho BACUNA	13	5	38.5%
8	Livano COMENENCIA	40	11	27.5%
9	Juergen LOCADIA	22	7	31.8%
10	Leandro BACUNA	20	10	50%
12	Sontje HANSEN	21	1	4.8%
18	Armando OBISPO	6	3	50%
21	Tahith CHONG	36	16	44.4%
23	Riechedly BAZOER	18	10	55.6%
24	Deveron FONVILLE	3	2	66.7%
11	Jeremy ANTONISSE	23	5	21.7%
16	Jearl MARGARITHA	12	4	33.3%
19	Gervane KASTANEER	4	0	0%

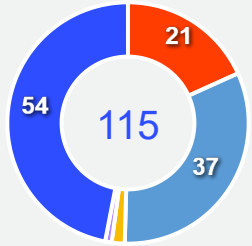
Movement to Receive

Movement Types by Phase

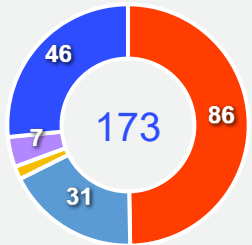
Final Third Phase



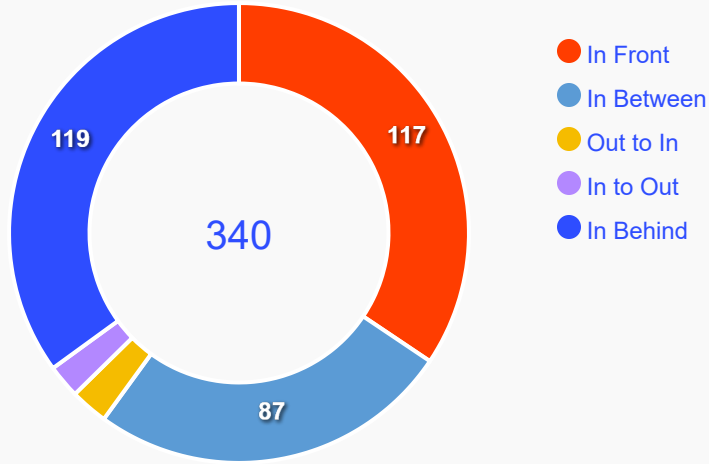
Progression Phase



Build Up Phase



All Movement Types

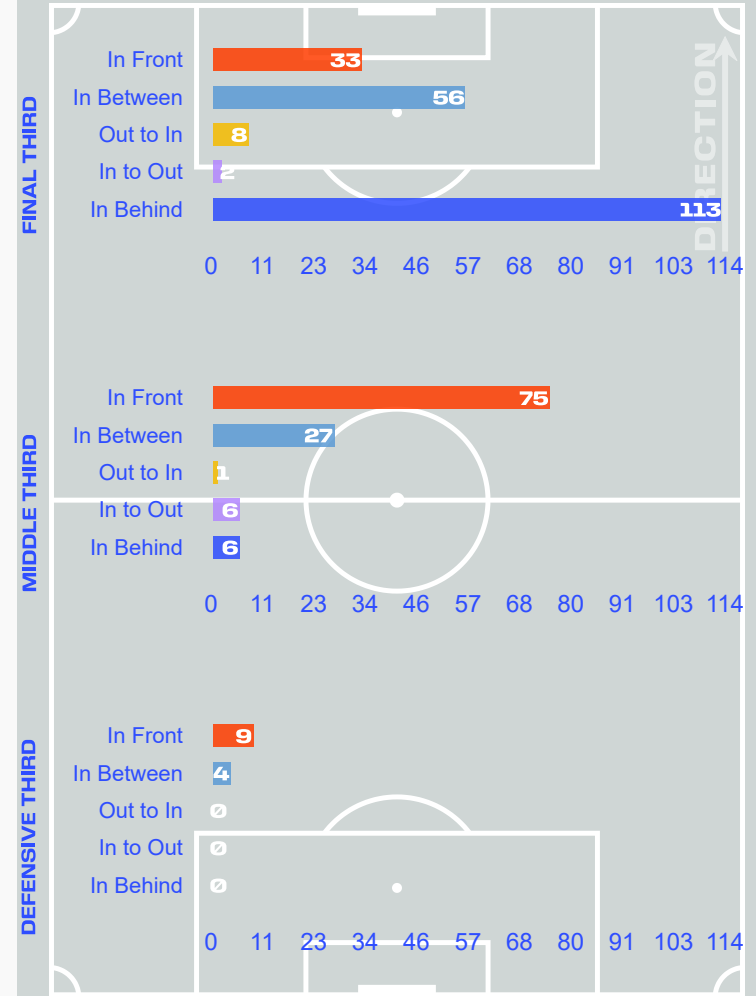


- In Front
- In Between
- Out to In
- In to Out
- In Behind

Top Ranked Players

Type	Player	Movements
In Front	5 Aleksandar PAVLOVIC	35
In Between	10 Jamal MUSIALA	32
Out to In	19 Leroy SANE	2
In to Out	7 Kai HAVERTZ	6
In Behind	7 Kai HAVERTZ	25

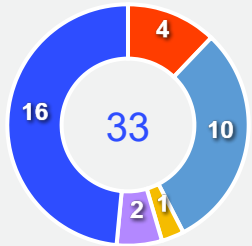
Movement Types Pitch Third



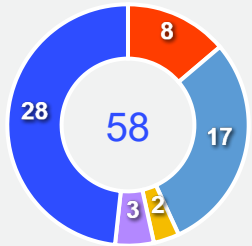
Movement to Receive

Movement Types by Phase

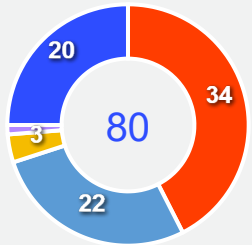
Final Third Phase



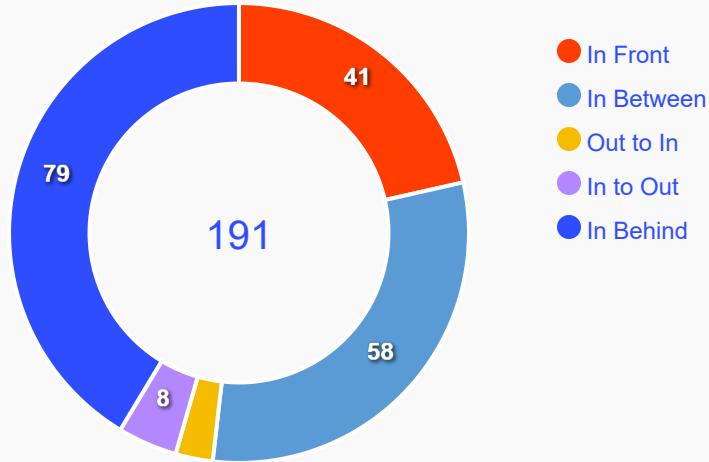
Progression Phase



Build Up Phase



All Movement Types

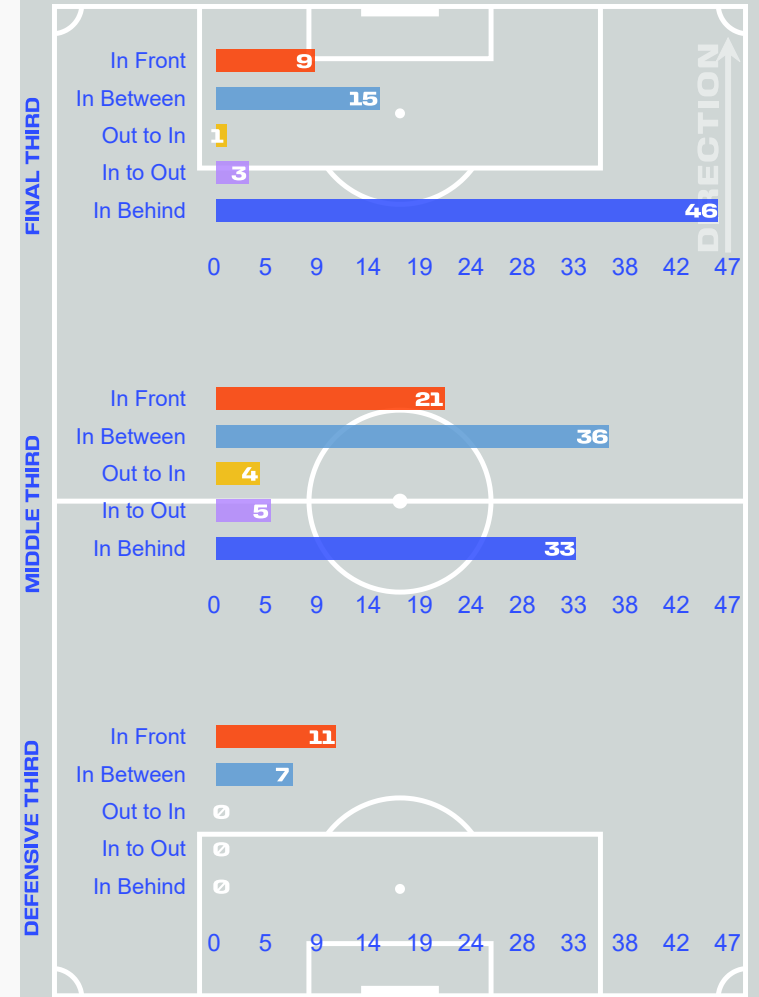


- In Front
- In Between
- Out to In
- In to Out
- In Behind

Top Ranked Players

Type	Player	Movements
In Front	8 Livano COMENENCIA	14
In Between	21 Tahith CHONG	19
Out to In	8 Livano COMENENCIA	2
In to Out	8 Livano COMENENCIA	4
In Behind	9 Juergen LOCADIA	20

Movement Types Pitch Third



OUT OF POSSESSION



Germany v Curaçao

Defensive Actions



46

Forced Turnovers

41

Possession Regained

8

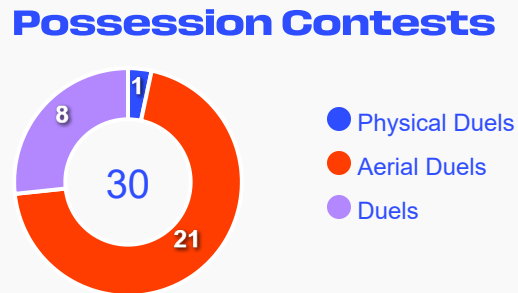
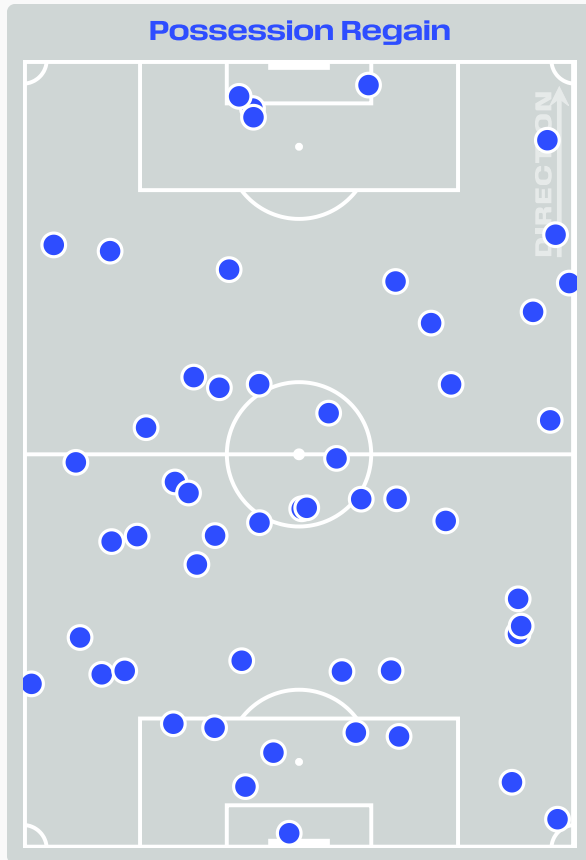
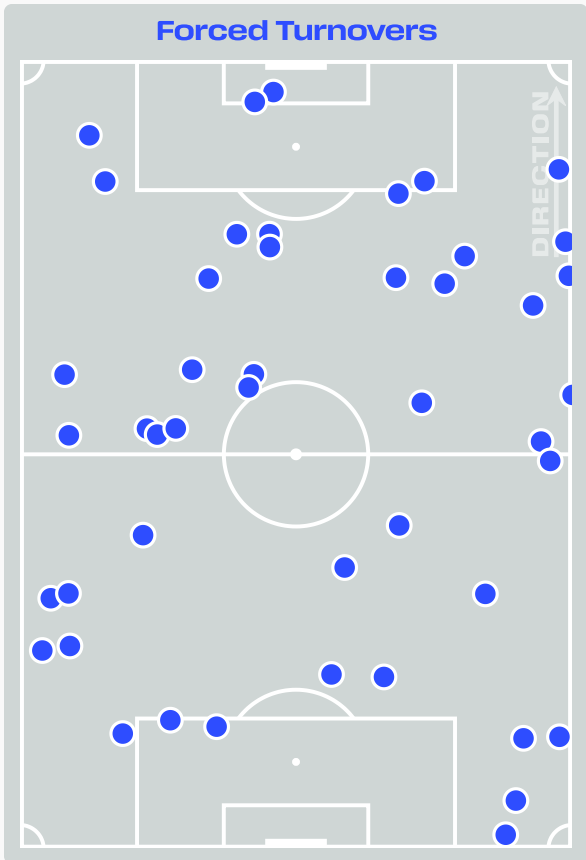
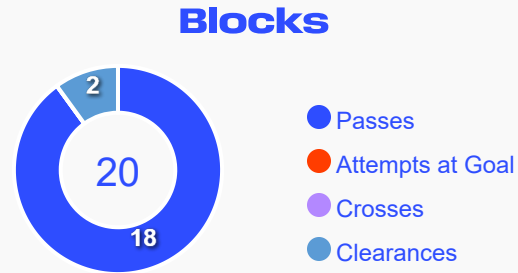
Interceptions

41

Tackles

5.99

Possession Actions / Defensive Action



Most Possession Regains

7

Nico SCHLOTTERBECK
LEFT BACK

#	Player	Total Possession Regains
1	Manuel NEUER	3
4	Jonathan TAH	1
5	Aleksandar PAVLOVIC	3
6	Joshua KIMMICH	3
7	Kai HAVERTZ	0
10	Jamal MUSIALA	3
15	Nico SCHLOTTERBECK	7
17	Florian WIRTZ	4
18	Nathaniel BROWN	2
19	Leroy SANE	2
23	Felix NMECHA	6
2	Antonio RUEDIGER	0
3	Waldemar ANTON	2
8	Leon GORETZKA	2
22	David RAUM	3
26	Deniz UNDAV	0

Defensive Actions

43

Forced Turnovers

55

Possession Regained

14

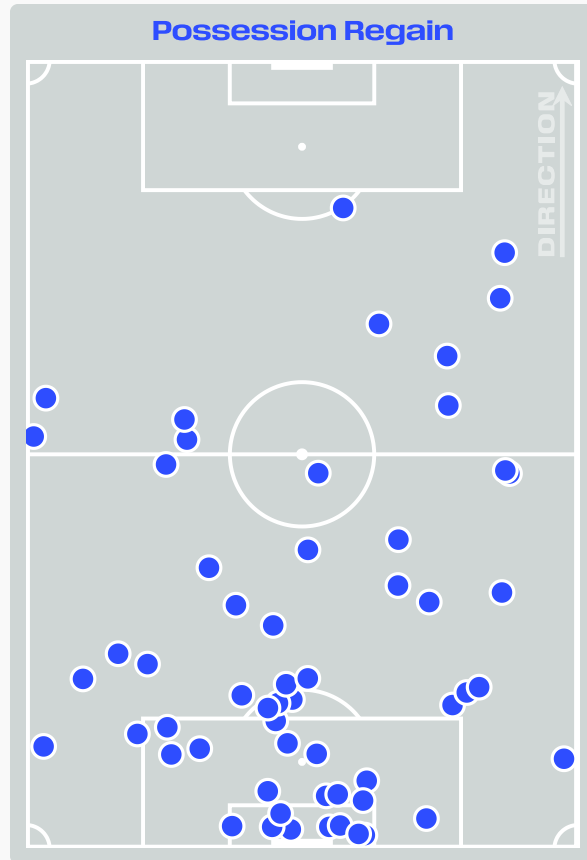
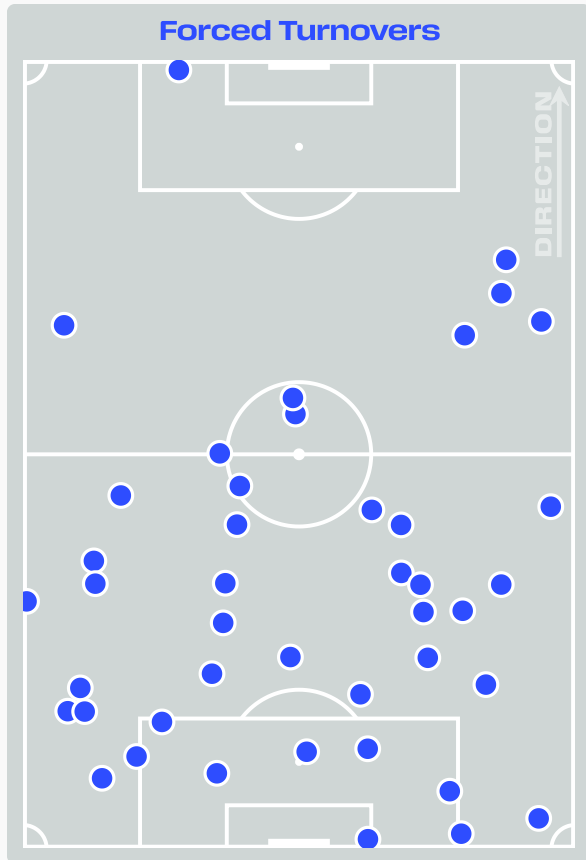
Interceptions

30

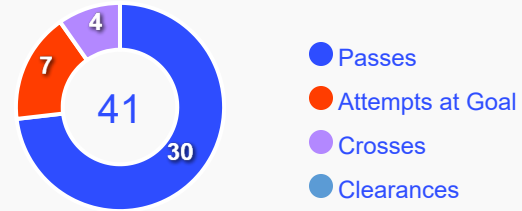
Tackles

2.52

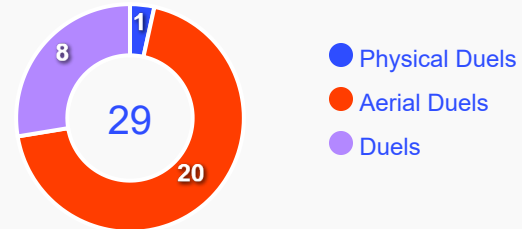
Possession Actions / Defensive Action



Blocks



Possession Contests



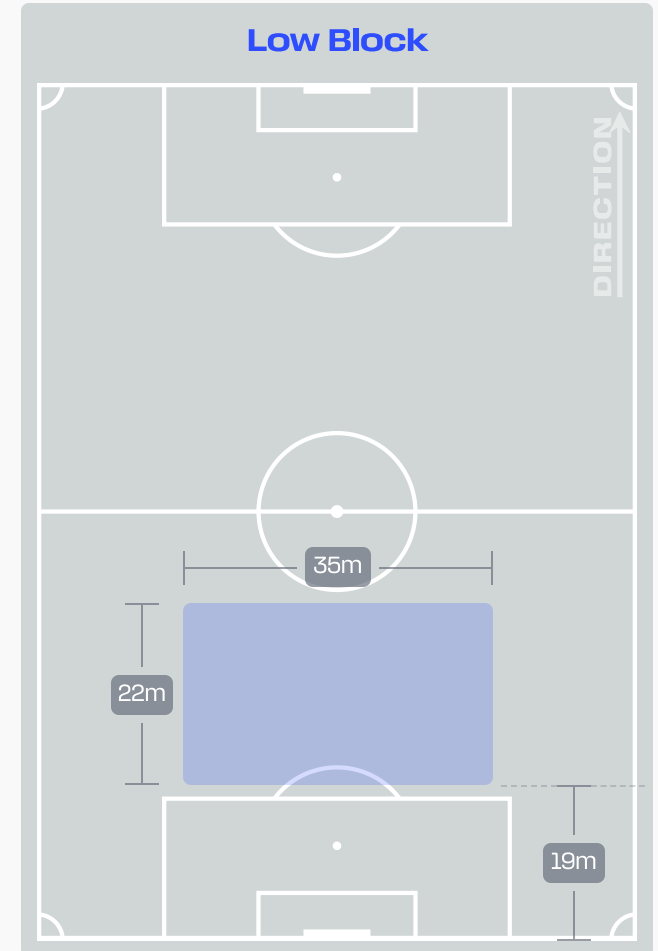
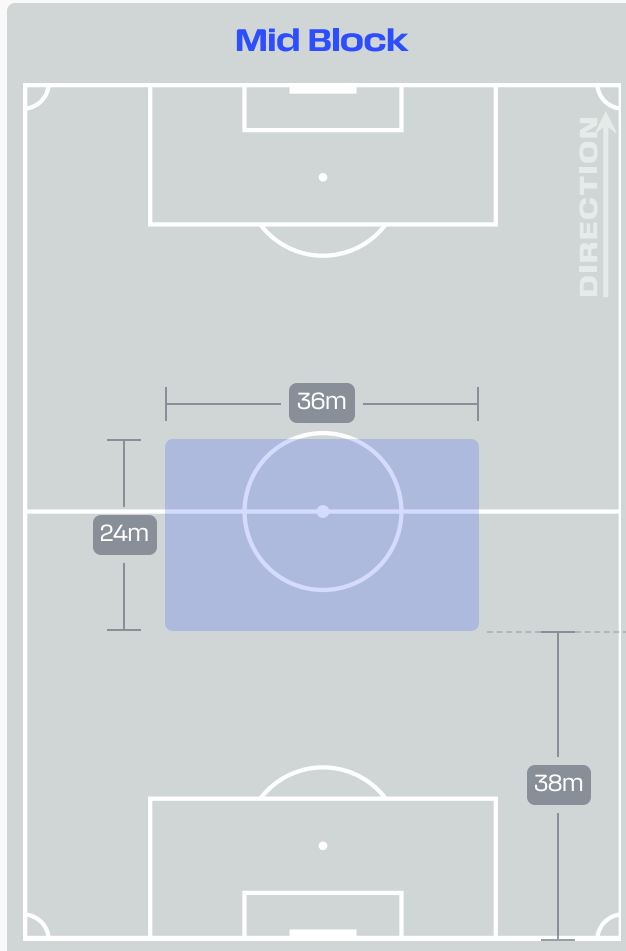
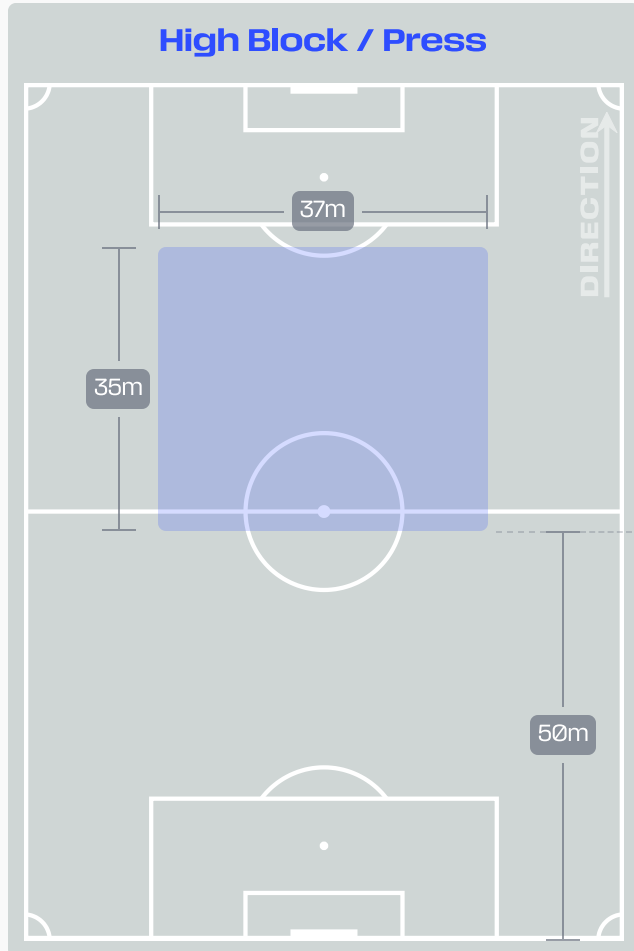
Most Possession Regains

12

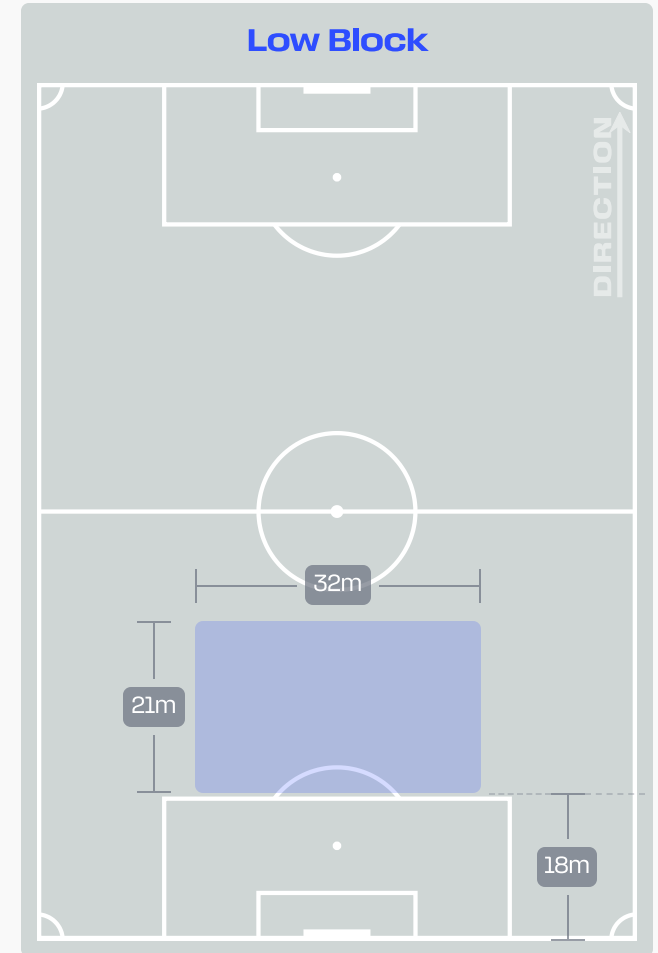
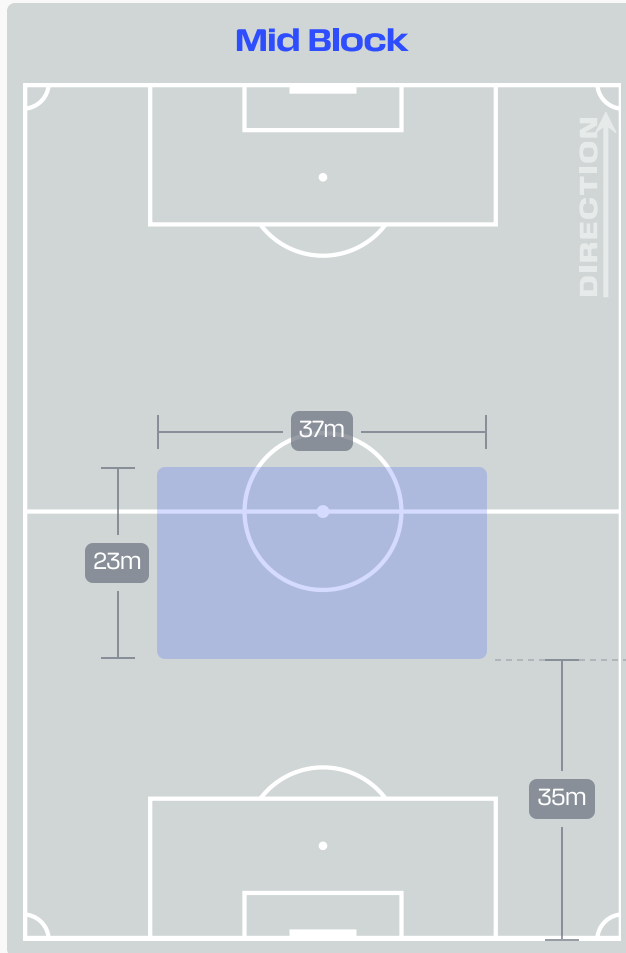
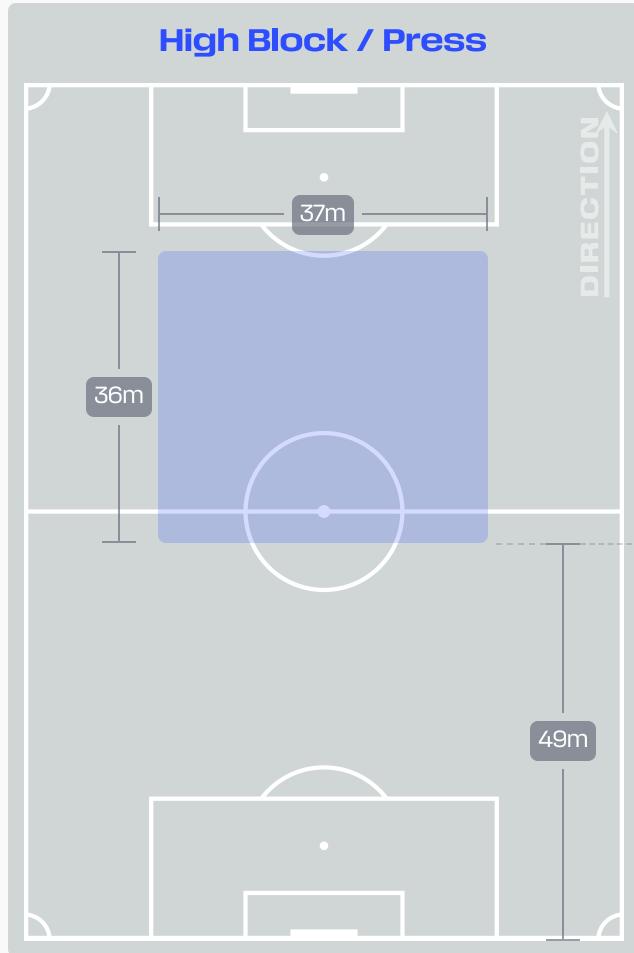
Livano COMENENCIA
RIGHT CENTRE MIDFIELD

#	Player	Total Possession Regains
1	Eloy ROOM	7
5	Sherel FLORANUS	0
7	Juninho BACUNA	5
8	Livano COMENENCIA	12
9	Juergen LOCADIA	1
10	Leandro BACUNA	10
12	Sontje HANSEN	2
18	Armando OBISPO	8
21	Tahith CHONG	1
23	Riechedly BAZOER	4
24	Deveron FONVILLE	4
11	Jeremy ANTONISSE	1
16	Jearl MARGARITHA	0
19	Gervane KASTANEER	0

Defensive Line Height & Team Length



Defensive Line Height & Team Length

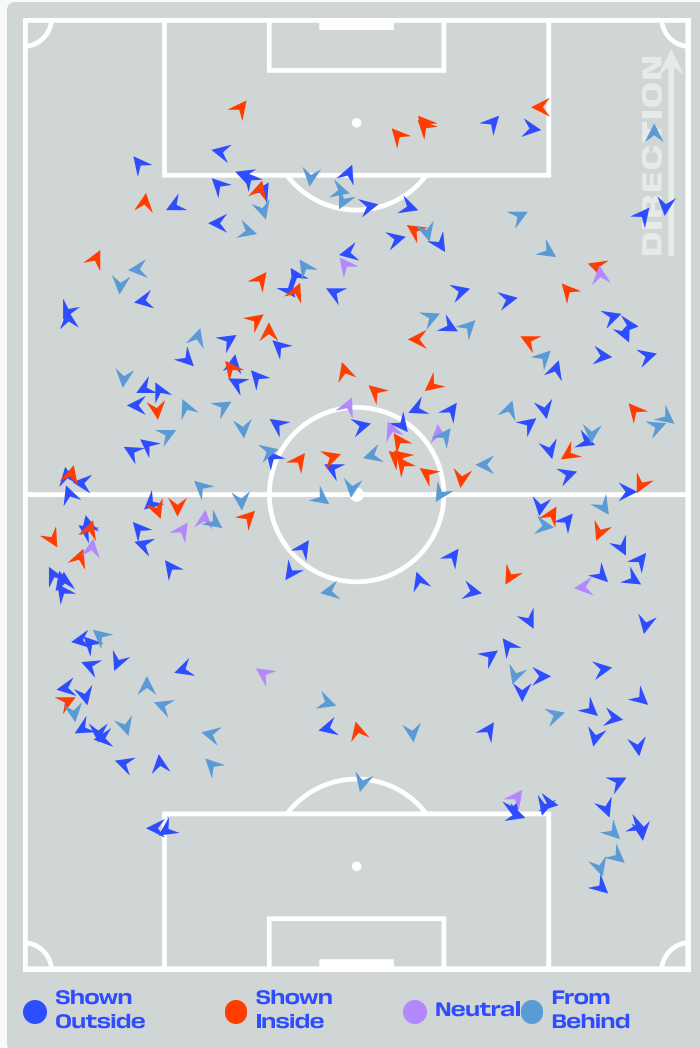


Defensive Pressure

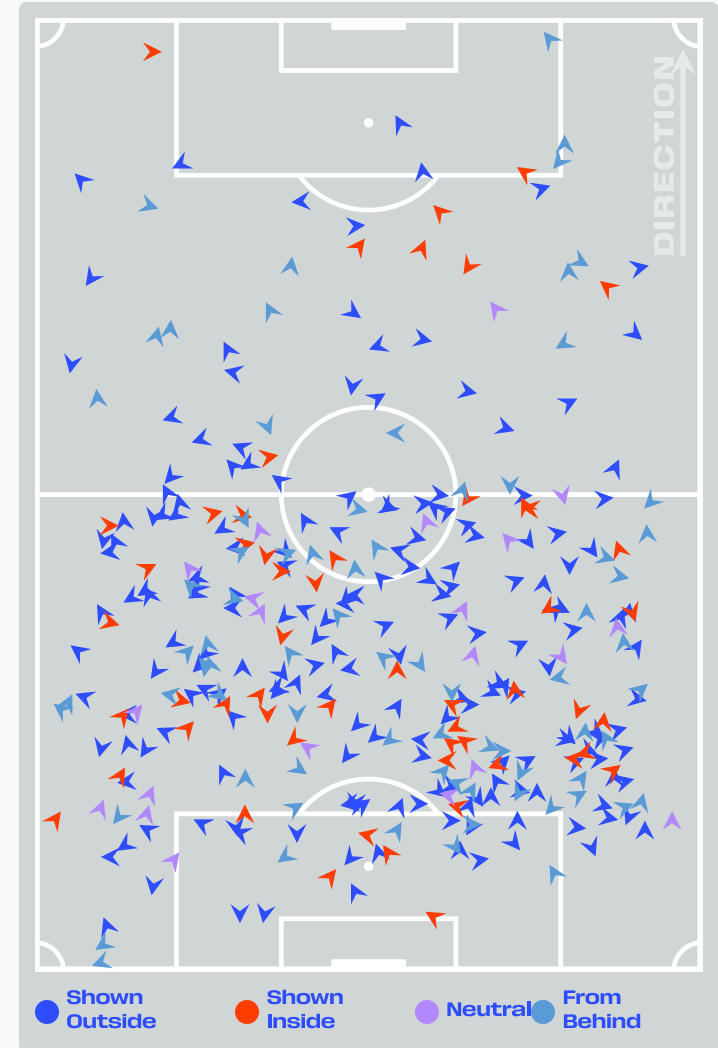


Germany

Curaçao



227	Total Pressures	339
55	Direct Pressures	48
1.64s	Avg Pressure Duration	1.39s
46	Forced Turnovers	43
11.42s	Ball Recovery Time	18.09s
97	Pushing on into Pressing	151
221	Pushing on	369
45	Pressing Direction Inside	54
118	Pressing Direction Outside	190



Most Direct Pressures

8

Aleksandar PAVLOVIC
LEFT CENTRE MIDFIELD

Most Direct Pressures

9

Livano COMENENCIA
RIGHT CENTRE MIDFIELD

GOALKEEPING



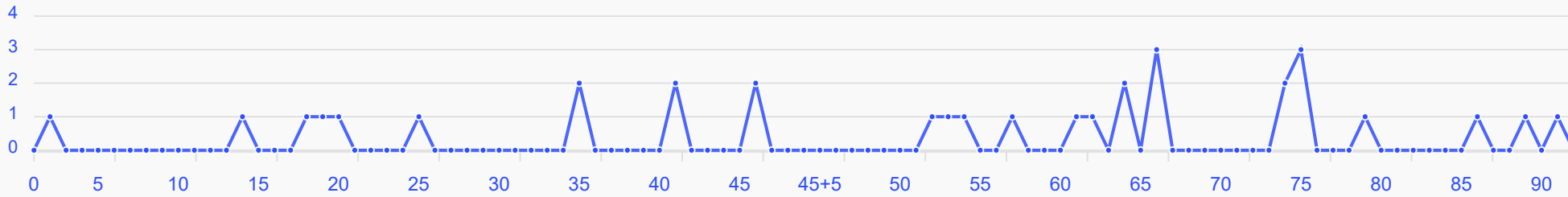
Germany v Curaçao

Goalkeeping Involvement



Germany

Germany GK Involvement Timeline



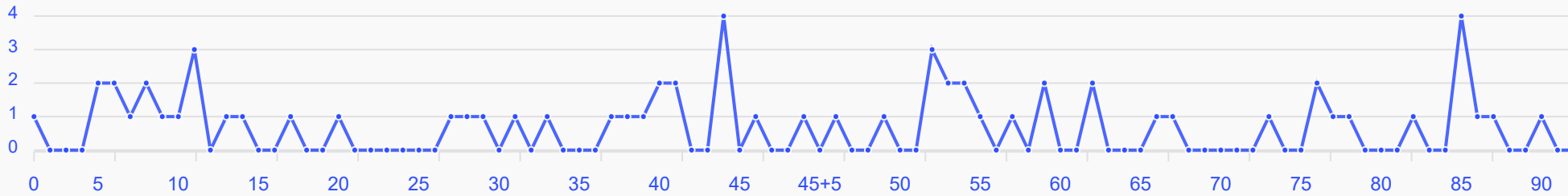
33

Total Involvements



Curaçao


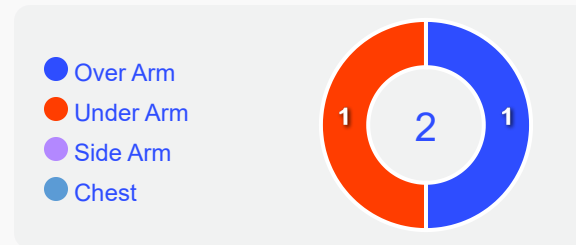
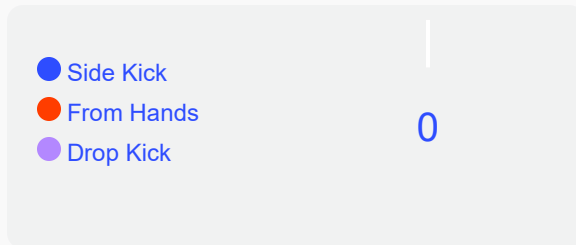
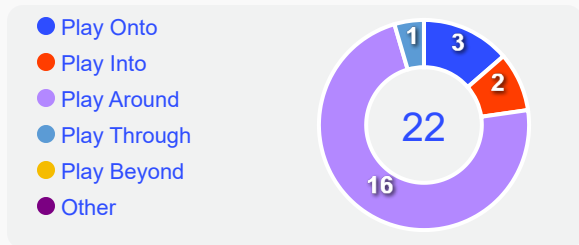
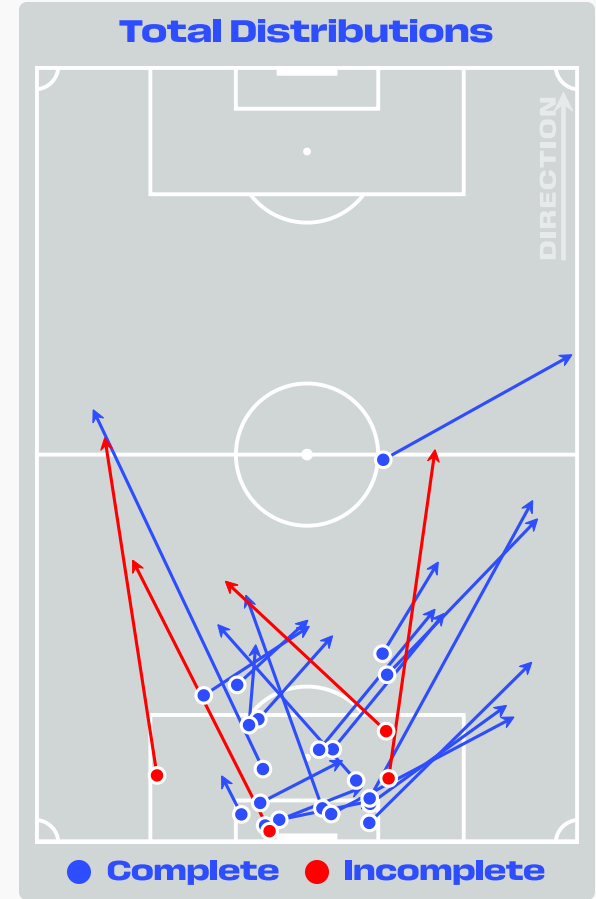
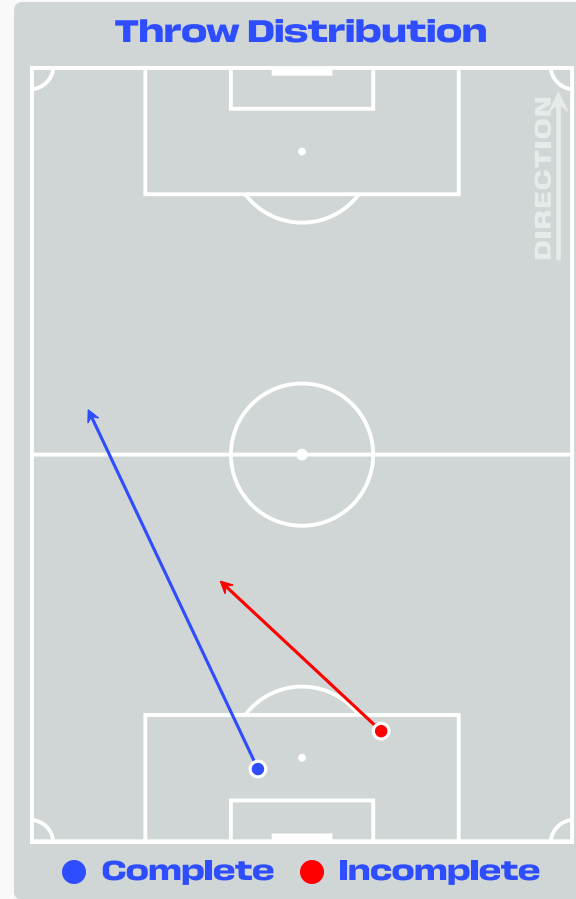
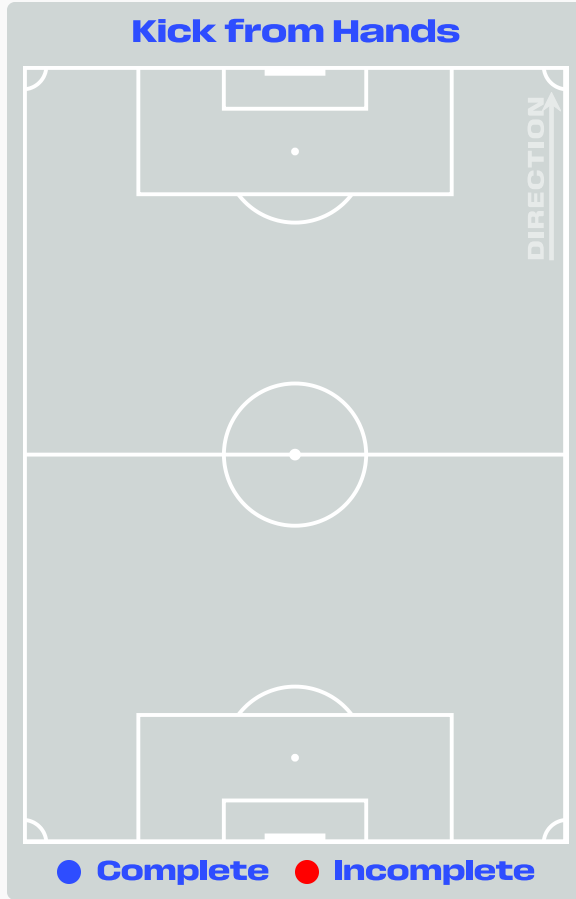
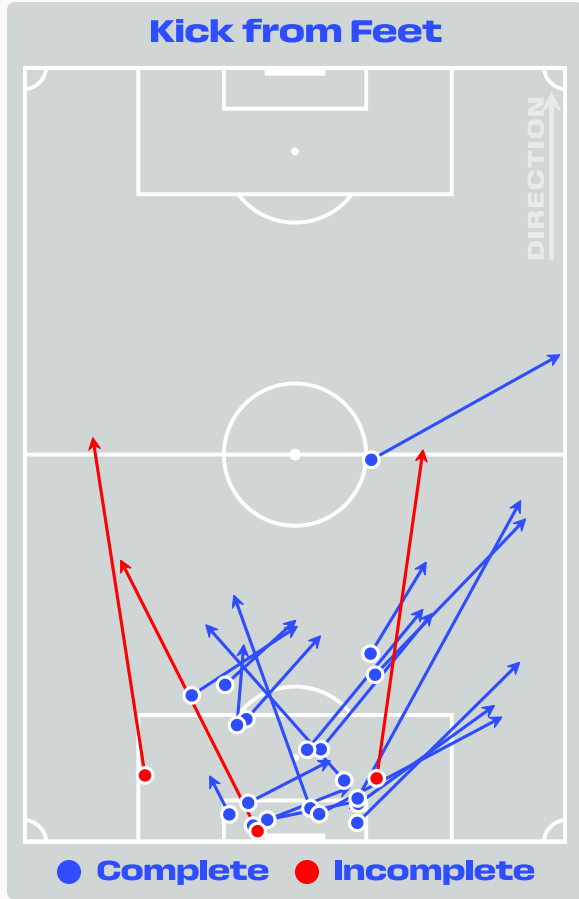
Curaçao GK Involvement Timeline




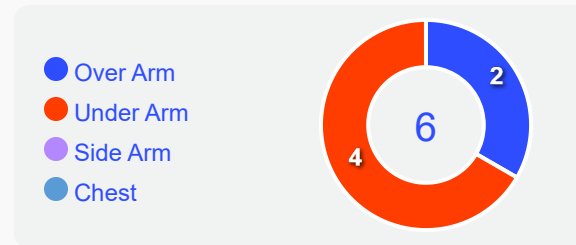
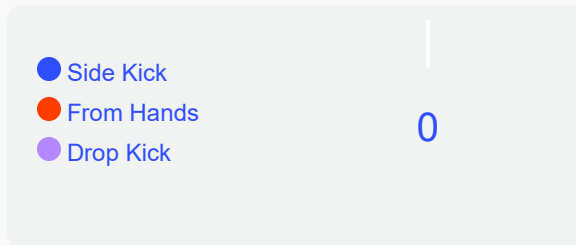
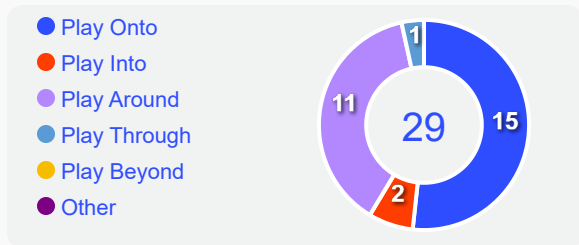
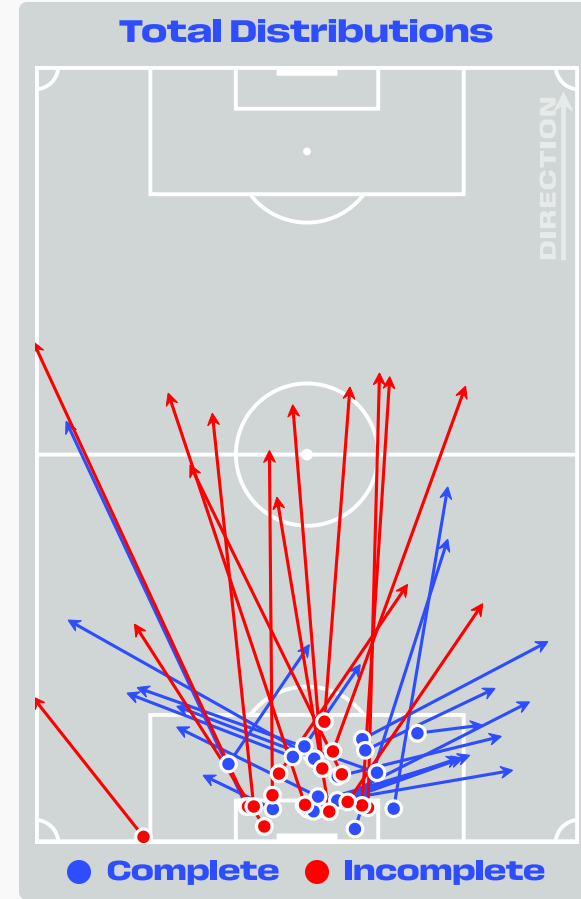
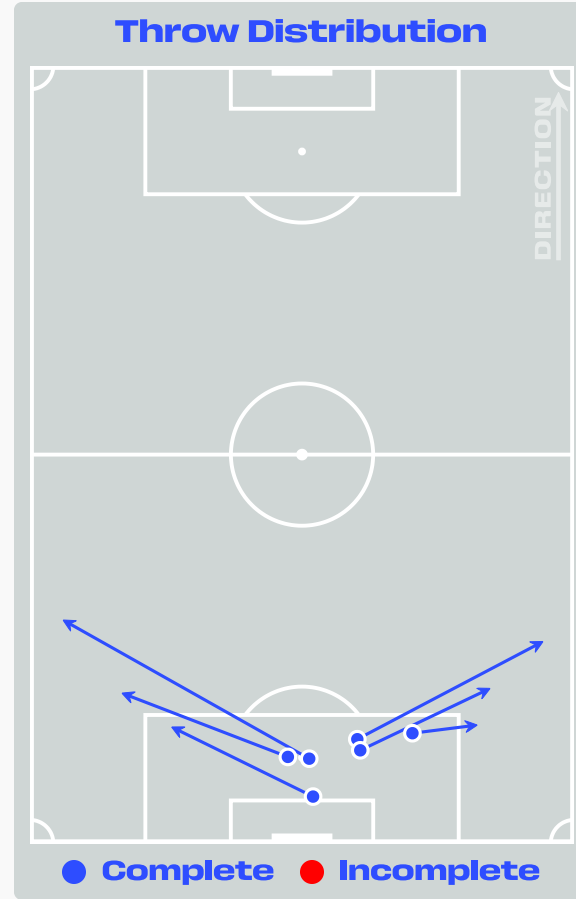
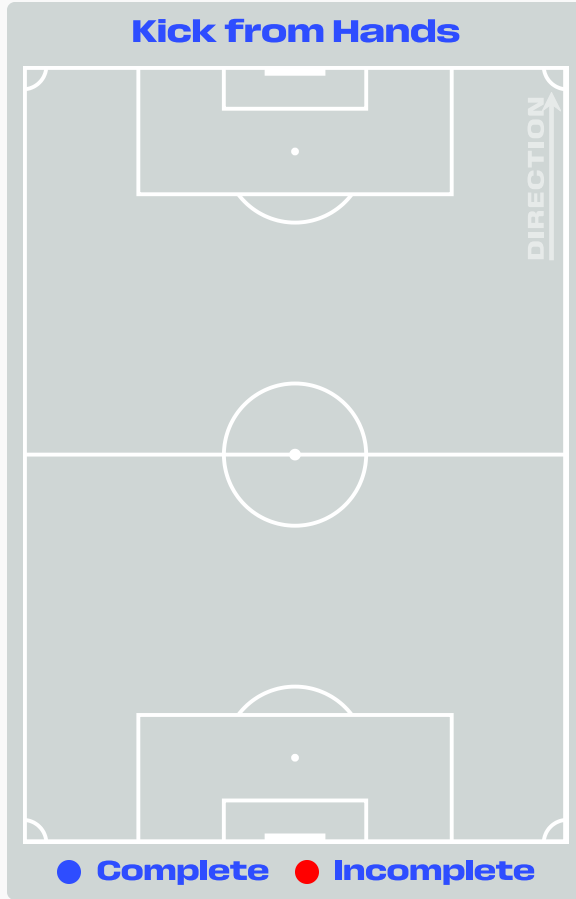
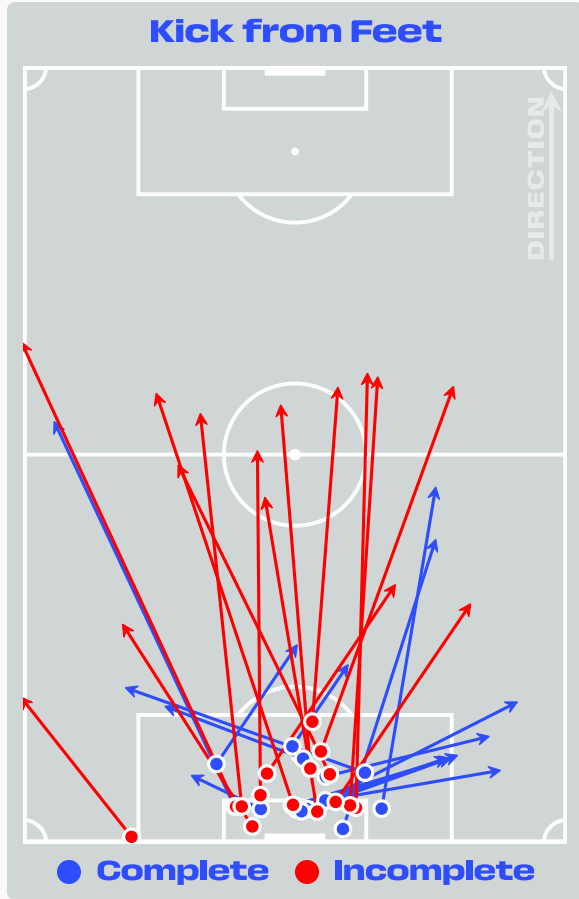
66

Total Involvements

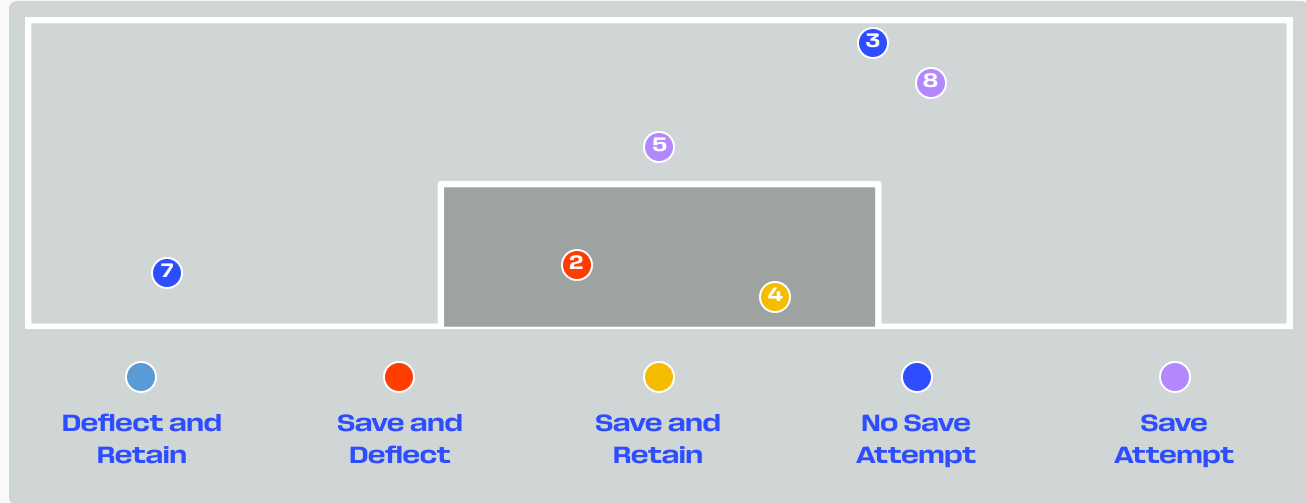
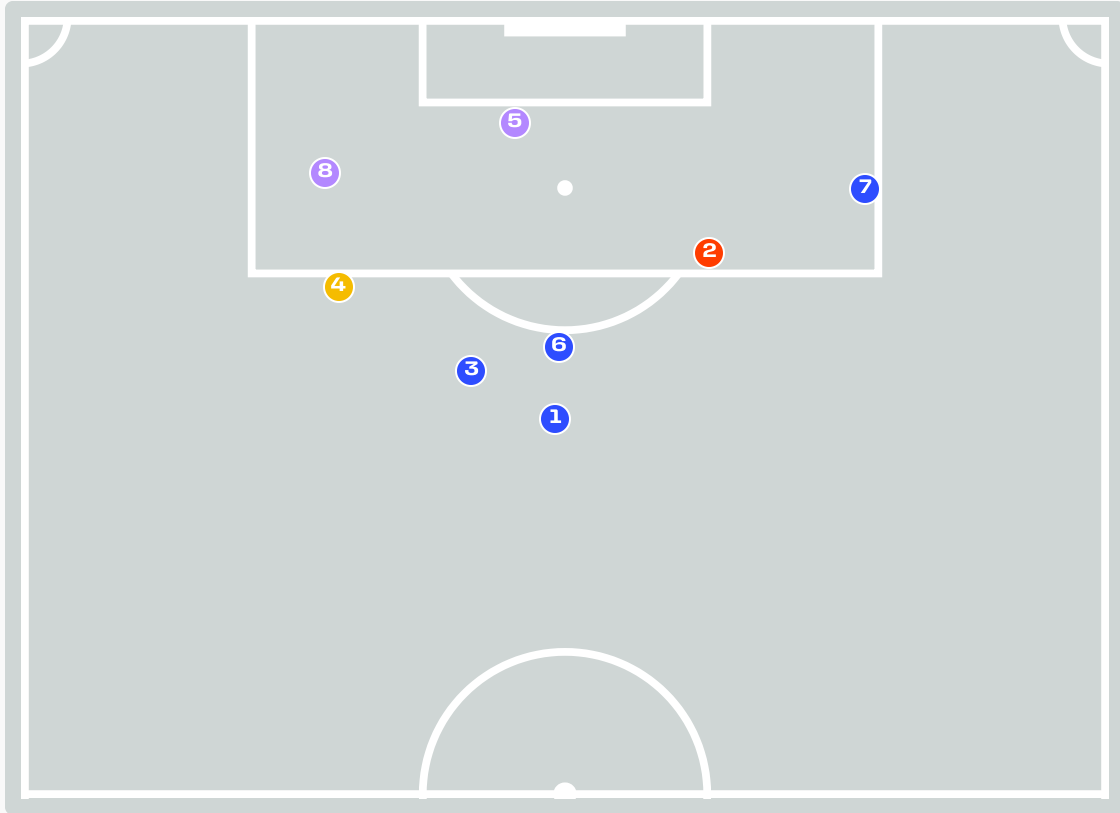
Goalkeeping Distribution



Goalkeeping Distribution



Goal Prevention



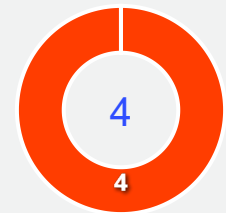
- Deflect and Retain
- Save and Deflect
- Save and Retain
- No Save Attempt
- Save Attempt

Intervention Type



- Deflect & Retain
- Save & Deflect
- Save & Retain
- No Save Attempt
- Save Attempt

Intervention Body Type



- Head
- Hands
- Upper Body
- Lower Body
- Feet

8

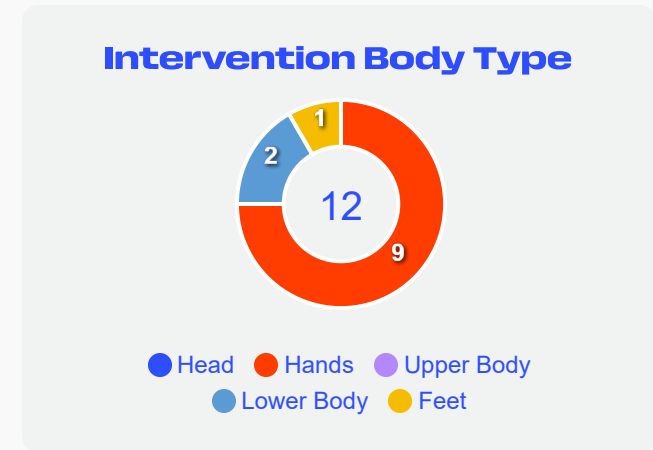
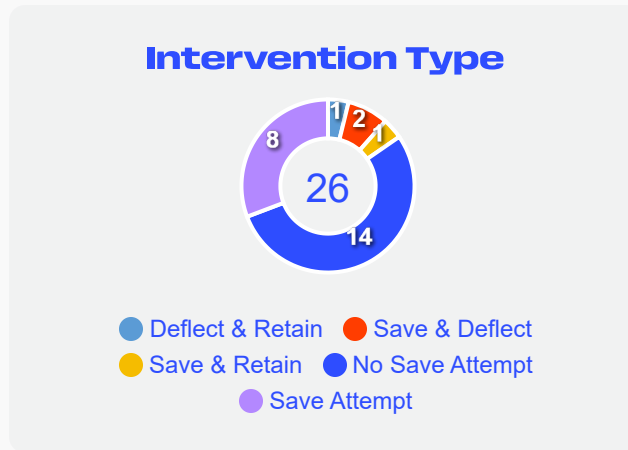
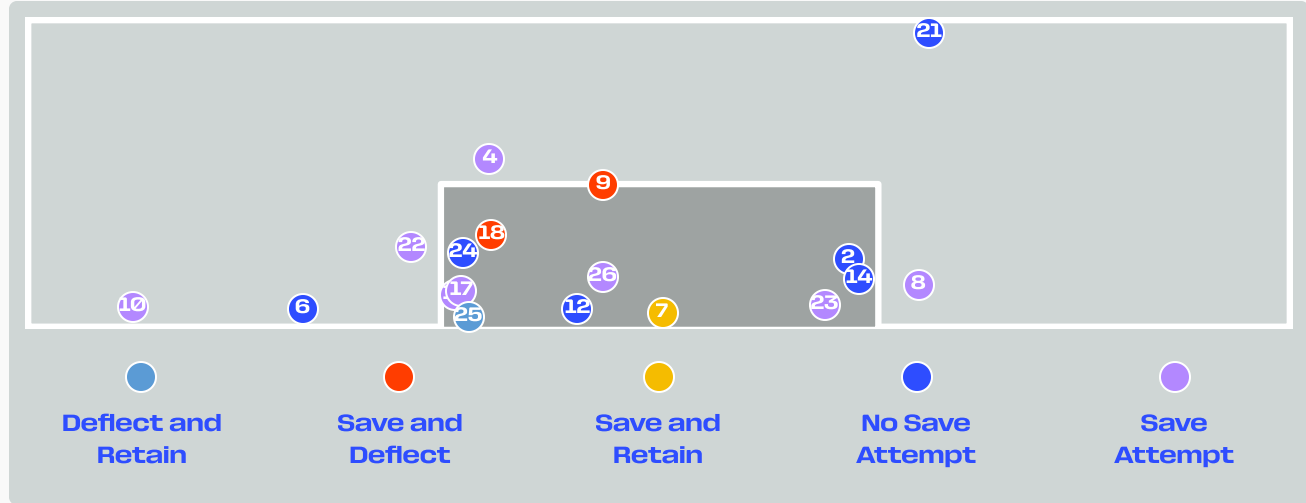
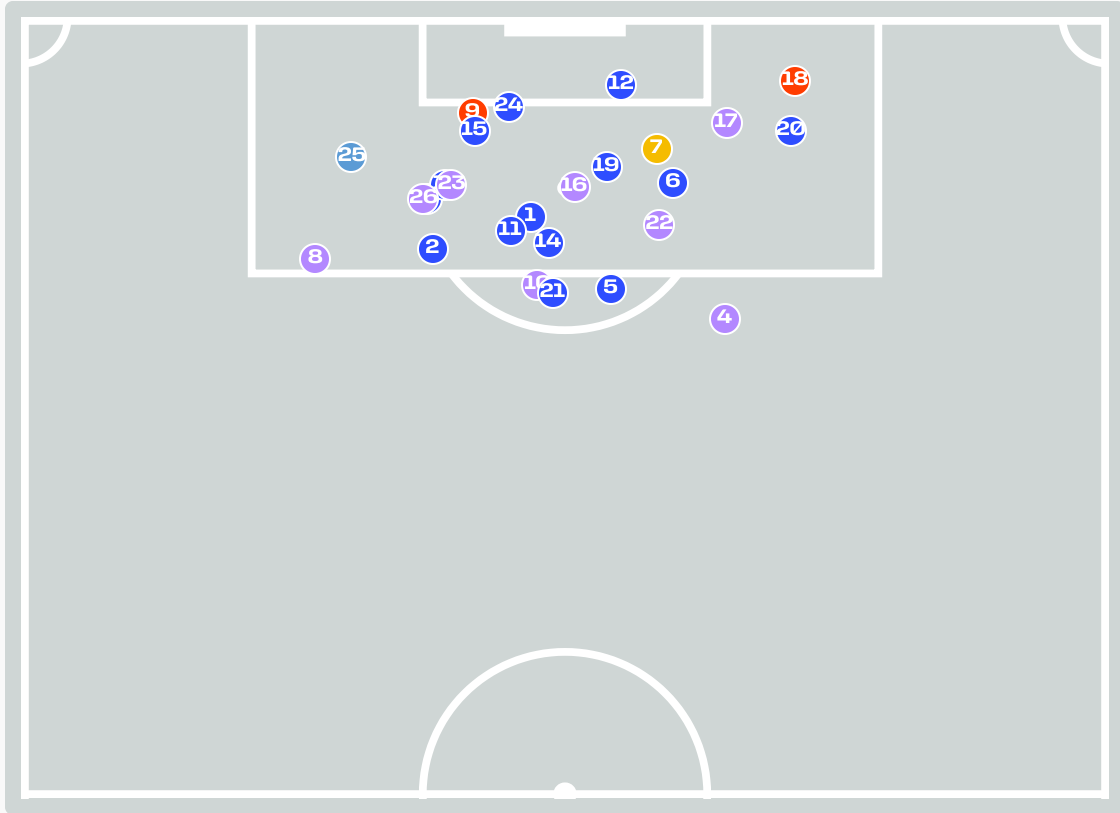
Total Attempts on Goal Faced

50

Save %

Total Attempts on Goal Faced	Total Goal Interventions	Save & Retain	Deflect & Retain	Save & Deflect	Save Attempt	No Save Attempt
8	2	1	0	1	2	4

Goal Prevention

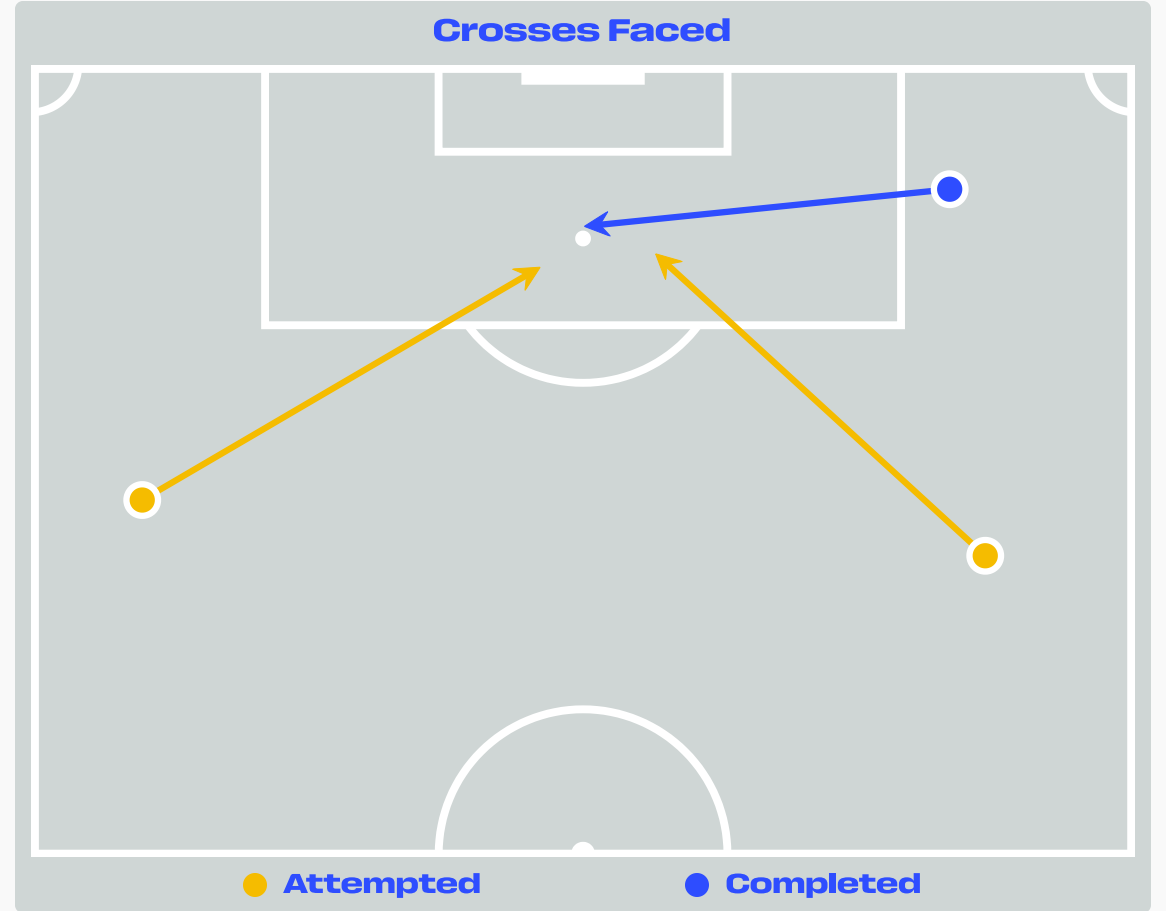


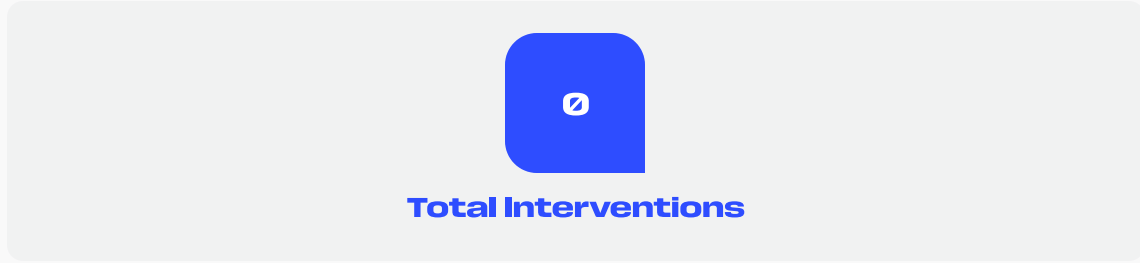


26
Total Attempts on Goal Faced

36
Save %

Total Attempts on Goal Faced	Total Goal Interventions	Save & Retain	Deflect & Retain	Save & Deflect	Save Attempt	No Save Attempt
26	3	1	1	2	8	14

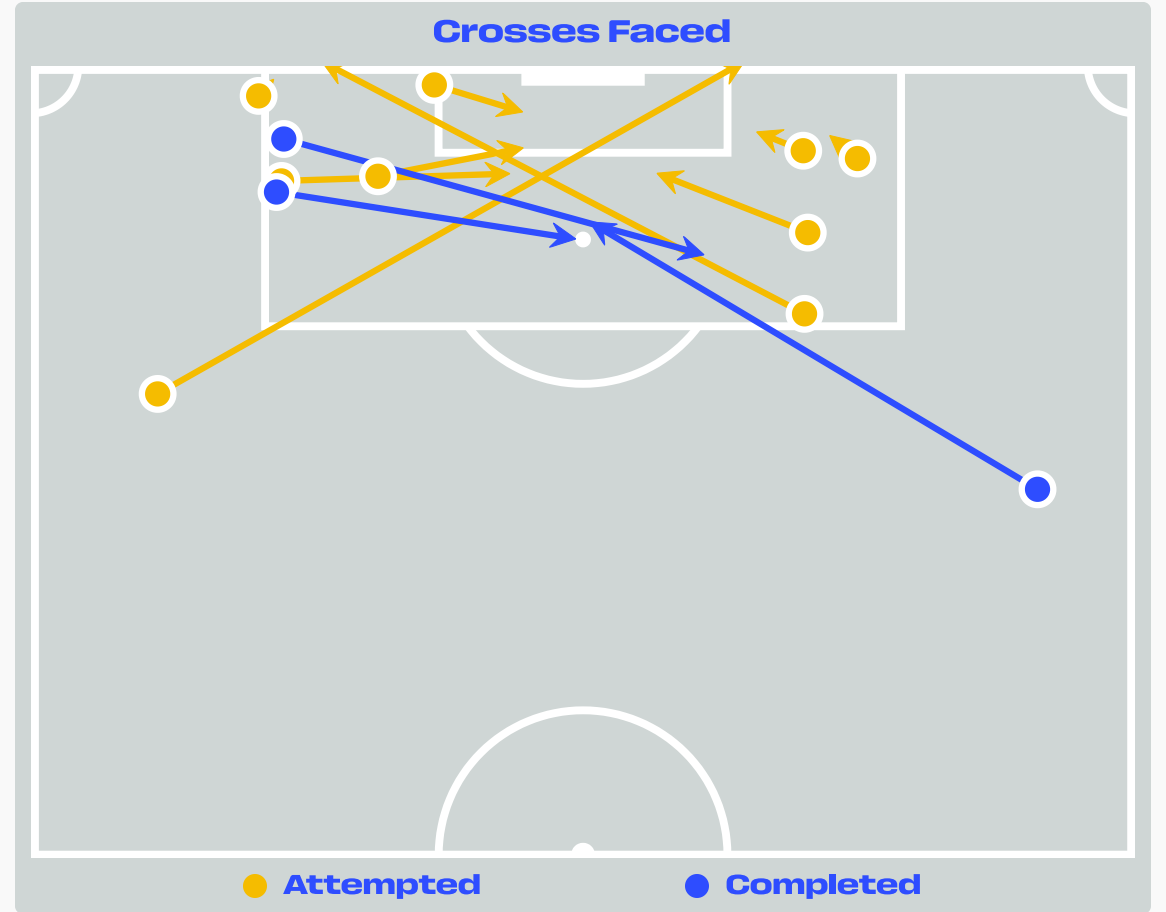


Aerial Control



Delivery Types Faced

Total	In Swing	Out Swing	Driven	Lofted	Cutback	Push
5	4	1	0	0	0	0

Aerial Control



Delivery Types Faced

Total	In Swing	Out Swing	Driven	Lofted	Cutback	Push
20	8	4	1	1	2	4

SET PLAYS



Germany v Curaçao

Set Plays



37
Total Set Plays

11
Total Free Kicks

1
Total Penalties

8
Total Corners

17
Total Throw Ins

Free Kicks	
Type	Total
Direct	10
Direct (on target)	0
Direct (off target)	0
Indirect	1

Corners			
Delivery Type	From Left Side	From Right Side	Total
Direct to Area	2	5	7
Short	0	1	1
Edge of Penalty Area	0	0	0

Corners	
Delivery Style	Total
Inswing	7
Outswing	0
Driven	0
Lofted	0

Set Plays



28
Total Set Plays

18
Total Free Kicks

0
Total Penalties

1
Total Corners

9
Total Throw Ins

Free Kicks	
Type	Total
Direct	18
Direct (on target)	0
Direct (off target)	0
Indirect	0

Corners			
Delivery Type	From Left Side	From Right Side	Total
Direct to Area	1	0	1
Short	0	0	0
Edge of Penalty Area	0	0	0

Corners	
Delivery Style	Total
Inswing	1
Outswing	0
Driven	0
Lofted	0

INDIVIDUAL DATA IN POSSESSION



Germany v Curaçao

In Possession - Distributions



#	Player	Passes Attempted	Passes Completed	Pass Completion %	Switches of Play	Crosses Attempted	Crosses Completed	Line Breaks Attempted	Line Breaks Completed	Line Break Completion %	Ball Progressions	Take Ons	Step Ins	Attempts at Goal	Goals
1	Manuel NEUER	24	20	83%	0	0	0	7	4	57%	0	0	0	0	0
4	Jonathan TAH	71	68	96%	0	0	0	12	11	92%	0	0	0	0	0
5	Aleksandar PAVLOVIC	72	68	94%	0	0	0	24	21	88%	1	0	1	3	0
6	Joshua KIMMICH	79	69	87%	0	4	3	22	17	77%	0	0	0	0	0
7	Kai HAVERTZ	40	38	95%	0	2	1	4	2	50%	1	1	0	4	2
10	Jamal MUSIALA	24	14	58%	0	1	0	8	6	75%	7	6	1	3	1
15	Nico SCHLOTTERBECK	81	75	93%	2	0	0	22	22	100%	3	1	2	2	1
17	Florian WIRTZ	67	58	87%	1	1	0	16	12	75%	6	5	1	3	0
18	Nathaniel BROWN	39	36	92%	0	7	3	7	5	71%	2	1	1	2	1
19	Leroy SANE	50	41	82%	0	1	0	7	3	43%	7	7	0	3	0
23	Felix NMECHA	37	36	97%	0	0	0	9	9	100%	2	2	0	4	1
2	Antonio RUEDIGER	17	14	82%	0	0	0	4	2	50%	0	0	0	0	0
3	Waldemar ANTON	6	6	100%	0	1	0	3	3	100%	1	1	0	0	0
8	Leon GORETZKA	14	12	86%	0	0	0	5	5	100%	1	0	1	0	0
22	David RAUM	8	6	75%	0	2	0	4	2	50%	0	0	0	1	0
26	Deniz UNDAV	12	8	67%	0	1	0	4	1	25%	1	1	0	1	1

In Possession - Offers & Receptions



			Offer movement types						
#	Player	Total Offers	In Front	In Between	Out to In	In to Out	In Behind	No Movement	Offers Received
1	Manuel NEUER	6	0	0	0	0	0	6	3
4	Jonathan TAH	10	0	1	0	0	0	9	7
5	Aleksandar PAVLOVIC	56	35	10	1	0	2	8	18
6	Joshua KIMMICH	21	7	2	0	0	4	8	4
7	Kai HAVERTZ	65	11	12	1	6	25	10	20
10	Jamal MUSIALA	61	17	32	1	0	8	3	25
15	Nico SCHLOTTERBECK	22	4	0	0	0	0	18	7
17	Florian WIRTZ	48	16	12	0	0	10	10	18
18	Nathaniel BROWN	40	7	0	1	0	22	10	12
19	Leroy SANE	51	9	5	2	0	23	12	16
23	Felix NMECHA	31	8	8	1	2	10	2	8
2	Antonio RUEDIGER	2	0	0	0	0	0	2	2
3	Waldemar ANTON	2	0	0	0	0	0	2	2
8	Leon GORETZKA	9	1	4	0	0	2	2	5
22	David RAUM	14	1	0	2	0	8	3	2
26	Deniz UNDAV	7	1	1	0	0	5	0	4

In Possession - Distributions



#	Player	Passes Attempted	Passes Completed	Pass Completion %	Switches of Play	Crosses Attempted	Crosses Completed	Line Breaks Attempted	Line Breaks Completed	Line Break Completion %	Ball Progressions	Take Ons	Step Ins	Attempts at Goal	Goals
1	Eloy ROOM	35	20	57%	0	0	0	16	4	25%	0	0	0	0	0
5	Sherel FLORANUS	35	30	86%	0	0	0	9	5	56%	0	0	0	0	0
7	Juninho BACUNA	35	29	83%	0	1	0	16	13	81%	10	8	2	1	0
8	Livano COMENENCIA	27	20	74%	0	1	1	8	4	50%	2	2	0	2	1
9	Juergen LOCADIA	15	13	87%	1	0	0	0	0	0%	2	2	0	0	0
10	Leandro BACUNA	56	48	86%	1	1	0	14	9	64%	2	2	0	2	0
12	Sontje HANSEN	6	5	83%	0	0	0	1	0	0%	1	1	0	1	0
18	Armando OBISPO	40	37	92%	1	0	0	15	13	87%	0	0	0	0	0
21	Tahith CHONG	19	13	68%	0	0	0	6	2	33%	7	6	1	1	0
23	Riechedly BAZOER	36	31	86%	1	0	0	11	9	82%	0	0	0	0	0
24	Deveron FONVILLE	26	19	73%	0	0	0	10	7	70%	7	6	1	0	0
11	Jeremy ANTONISSE	22	17	77%	0	2	1	7	4	57%	1	1	0	0	0
16	Jearl MARGARITHA	5	5	100%	0	0	0	0	0	0%	2	2	0	1	0
19	Gervane KASTANEER	5	4	80%	0	0	0	2	2	100%	0	0	0	0	0

In Possession - Offers & Receptions



			Offer movement types						
#	Player	Total Offers	In Front	In Between	Out to In	In to Out	In Behind	No Movement	Offers Received
1	Eloy ROOM	2	0	0	0	0	0	2	2
5	Sherel FLORANUS	21	2	2	0	0	8	9	3
7	Juninho BACUNA	13	3	5	0	0	3	2	5
8	Livano COMENENCIA	40	14	12	2	4	3	5	11
9	Juergen LOCADIA	22	0	0	1	1	20	0	7
10	Leandro BACUNA	20	6	8	0	0	2	4	10
12	Sontje HANSEN	21	0	6	1	0	13	1	1
18	Armando OBISPO	6	1	0	0	0	0	5	3
21	Tahith CHONG	36	6	19	0	1	8	2	16
23	Riechedly BAZOER	18	1	0	0	0	0	17	10
24	Deveron FONVILLE	3	1	0	0	0	2	0	2
11	Jeremy ANTONISSE	23	7	4	0	2	8	2	5
16	Jearl MARGARITHA	12	0	2	1	0	8	1	4
19	Gervane KASTANEER	4	0	0	0	0	4	0	0

INDIVIDUAL DATA OUT OF POSSESSION



Germany v Curaçao

Out of Possession



#	Player	Tackles Made / Won	Blocks	Interceptions	Pressing Direct	Pressing Indirect	Duels Won - Aerial	Duels Won - Physical	Possession Contests won	Clearances	Loose Ball Receptions	Pushing On	Pushing On into Pressing	Possession Regains	Possession Interrupted
1	Manuel NEUER	0 / 0	0	0	0	0	0	0	0	0	1	0	0	3	0
4	Jonathan TAH	1 / 0	0	0	1	2	0	0	0	1	8	6	3	1	0
5	Aleksandar PAVLOVIC	4 / 2	1	0	8	16	1	0	1	0	4	32	10	3	1
6	Joshua KIMMICH	1 / 0	2	1	3	13	0	0	1	0	7	22	6	3	0
7	Kai HAVERTZ	1 / 0	1	1	4	30	3	0	3	1	5	18	14	0	1
10	Jamal MUSIALA	6 / 2	0	1	8	17	0	0	0	0	3	16	10	3	1
15	Nico SCHLOTTERBECK	6 / 1	3	4	4	1	7	0	7	4	9	11	3	7	9
17	Florian WIRTZ	3 / 2	3	0	6	28	0	0	0	0	10	21	16	4	1
18	Nathaniel BROWN	5 / 2	3	0	4	11	0	0	0	0	5	19	10	2	3
19	Leroy SANE	2 / 2	3	0	6	17	0	0	1	0	9	19	9	2	3
23	Felix NMECHA	4 / 2	2	0	6	10	2	0	3	1	6	19	8	6	2
2	Antonio RUEDIGER	1 / 0	0	0	1	3	1	0	1	0	1	3	0	0	1
3	Waldemar ANTON	4 / 2	0	0	1	2	0	0	0	1	2	4	1	2	1
8	Leon GORETZKA	0 / 0	0	1	0	6	1	0	1	1	3	11	3	2	1
22	David RAUM	2 / 1	3	0	0	7	0	0	0	0	0	15	2	3	1
26	Deniz UNDAV	1 / 0	0	0	3	9	0	0	0	0	3	5	2	0	1

Out of Possession



#	Player	Tackles Made / Won	Blocks	Interceptions	Pressing Direct	Pressing Indirect	Duels Won - Aerial	Duels Won - Physical	Possession Contests won	Clearances	Loose Ball Receptions	Pushing On	Pushing On into Pressing	Possession Regains	Possession Interrupted
1	Eloy ROOM	0 / 0	0	0	0	0	0	0	0	0	1	0	0	7	0
5	Shere! FLORANUS	3 / 0	2	0	7	35	0	0	1	4	4	38	22	0	6
7	Juninho BACUNA	3 / 0	8	2	3	49	0	0	1	1	10	38	18	5	6
8	Livano COMENENCIA	1 / 1	12	3	9	29	1	0	1	1	8	52	18	12	4
9	Juergen LOCADIA	0 / 0	3	0	2	23	0	0	0	0	3	14	9	1	0
10	Leandro BACUNA	7 / 3	3	2	7	23	2	0	2	2	4	48	14	10	4
12	Sontje HANSEN	2 / 1	0	0	1	30	0	0	1	2	4	15	13	2	1
18	Armando OBISPO	4 / 0	5	5	6	5	1	0	2	2	3	38	4	8	3
21	Tahith CHONG	1 / 0	1	0	3	33	1	1	2	0	4	30	16	1	1
23	Riechedly BAZOER	4 / 1	5	0	3	8	0	0	0	3	3	31	5	4	5
24	Deveron FONVILLE	2 / 0	4	2	5	17	0	0	0	2	3	32	13	4	6
11	Jeremy ANTONISSE	2 / 1	1	0	2	24	0	0	1	0	2	24	12	1	1
16	Jearl MARGARITHA	1 / 0	0	0	0	9	0	0	0	0	0	7	5	0	0
19	Gervane KASTANEER	0 / 0	1	0	0	6	0	0	0	0	0	2	2	0	0

INDIVIDUAL DATA PHYSICAL



Germany v Curaçao

Physical Data



#	Player	Total Distance (m)	Zone 1: 0-7 km/h (m)	Zone 2: 7-15 km/h (m)	Zone 3: 15-20 km/h (m)	Zone 4: 20-25 km/h (m)	Zone 5: 25+ km/h (m)	High Speed Runs (Zone 4)	Sprints (Zone 5)	Top Speed (km/h)
1	Manuel NEUER	5728.8	4319.3	1187.2	184.8	37.5	0	20.0	3.0	21.9
4	Jonathan TAH	7906.0	2889.1	3640.2	925.1	343.2	108.3	76.0	27.0	30.0
5	Aleksandar PAVLOVIC	12135.1	3344.8	5741.9	2073.6	827.5	147.4	180.0	59.0	29.8
6	Joshua KIMMICH	9636.7	3441.9	4285.7	1223.5	425.4	260.3	101.0	40.0	29.9
7	Kai HAVERTZ	11602.0	4070.9	4776.2	1803.9	715.1	235.9	150.0	55.0	32.9
10	Jamal MUSIALA	7874.6	2654.0	3510.7	1194.8	384.6	130.6	90.0	30.0	31.8
15	Nico SCHLOTTERBECK	9931.9	3925.5	4488.1	1093.8	305.5	119.0	95.0	26.0	31.8
17	Florian WIRTZ	11086.3	3572.8	5191.7	1567.3	613.1	141.5	146.0	46.0	28.5
18	Nathaniel BROWN	8798.9	2937.4	3865.9	1298.9	480.5	216.1	111.0	38.0	33.8
19	Leroy SANE	10238.6	4035.1	3389.3	1503.8	748.1	562.3	122.0	59.0	33.5
23	Felix NMECHA	8346.9	2987.0	3491.9	1241.6	464.4	162.1	111.0	35.0	31.0
2	Antonio RUEDIGER	2404.9	890.3	1086.7	227.0	166.8	34.1	21.0	10.0	31.8
3	Waldemar ANTON	1459.2	444.9	672.2	222.1	87.8	32.1	19.0	8.0	27.8
8	Leon GORETZKA	2797.5	924.0	1083.2	485.4	217.4	87.5	40.0	15.0	29.6
22	David RAUM	2917.9	873.9	1015.2	532.0	344.7	152.2	45.0	27.0	31.1
26	Deniz UNDAV	3350.8	1036.9	1517.6	593.5	166.2	36.7	51.0	12.0	27.4

Physical Data



#	Player	Total Distance (m)	Zone 1: 0-7 km/h (m)	Zone 2: 7-15 km/h (m)	Zone 3: 15-20 km/h (m)	Zone 4: 20-25 km/h (m)	Zone 5: 25+ km/h (m)	High Speed Runs (Zone 4)	Sprints (Zone 5)	Top Speed (km/h)
1	Eloy ROOM	5089.7	4356.2	647.6	81.6	4.2	0	7.0	0	22.0
5	Sherel FLORANUS	10463.9	3532.4	4523.6	1497.9	631.5	278.5	119.0	50.0	33.3
7	Juninho BACUNA	10064.9	4091.4	3907.7	1331.7	553.3	180.8	109.0	49.0	30.7
8	Livano COMENENCIA	10853.1	4044.7	4575.1	1464.5	578.7	190.0	124.0	47.0	32.0
9	Juergen LOCADIA	6563.1	2595.5	2780.7	754.6	306.7	125.5	72.0	28.0	32.6
10	Leandro BACUNA	9305.0	3789.1	4149.8	913.3	338.5	114.2	82.0	26.0	31.8
12	Sontje HANSEN	4910.8	1974.0	1828.5	613.8	358.0	136.4	59.0	26.0	33.1
18	Armando OBISPO	8686.7	4271.7	3403.8	678.9	230.7	101.6	55.0	17.0	33.2
21	Tahith CHONG	8768.7	4066.5	3060.4	954.4	511.9	175.6	82.0	31.0	30.0
23	Riechedly BAZOER	8506.8	4265.0	3211.0	724.9	220.6	85.3	60.0	15.0	27.8
24	Deveron FONVILLE	9725.0	3891.7	3769.5	1092.3	623.4	348.2	86.0	57.0	32.1
11	Jeremy ANTONISSE	6143.9	1691.7	2806.8	1077.1	375.9	192.4	89.0	30.0	31.3
16	Jearl MARGARITHA	3212.1	1083.1	1474.9	402.4	172.0	79.6	35.0	19.0	30.7
19	Gervane KASTANEER	1192.8	518.6	463.8	114.0	79.4	16.9	11.0	5.0	26.8



TM