



## Haiti 0 - 1 Scotland

Group C - Match 5

13 June 2026

21:00 Kick Off

Boston Stadium

# POST MATCH SUMMARY REPORT

# Match Summary - Teams



**Haiti**

0 - 1

**Scotland**

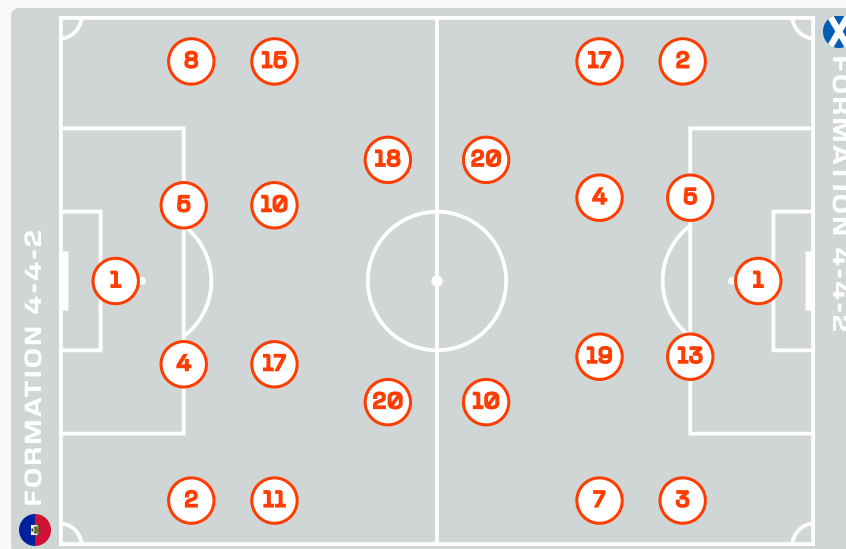


**STARTING**

- 1 GK Johny PLACIDE
- 2 DF Carlens ARCUS
- 4 DF Ricardo ADE
- 5 DF Hannes DELCROIX
- 8 DF Martin EXPERIENCE
- 10 MF Jean-Ricner BELLEGARDE 39'
- 11 FW Louicius DEEDSON 61'
- 15 FW Ruben PROVIDENCE 85'
- 17 MF Danley JEAN JACQUES
- 18 FW Wilson ISIDOR 76'
- 20 FW Frantzdy PIERROT

**SUBSTITUTES**

- 12 GK Alexandre PIERRE
- 23 GK Josue DUVERGER
- 3 DF Keeto THERMONCY
- 6 MF Carl SAINTE
- 7 FW Derrick ETIENNE
- 9 FW Duckens NAZON
- 13 DF Markhus LACROIX
- 14 DF Garven METUSALA
- 16 FW Lenny JOSEPH 76'
- 19 FW Yassin FORTUNE 85'
- 21 FW Josue CASIMIR 61'
- 22 DF Jean-Kevin DUVERNE
- 24 DF Wilguens PAUGAIN
- 25 MF Dominique SIMON
- 26 MF Woodensky PIERRE



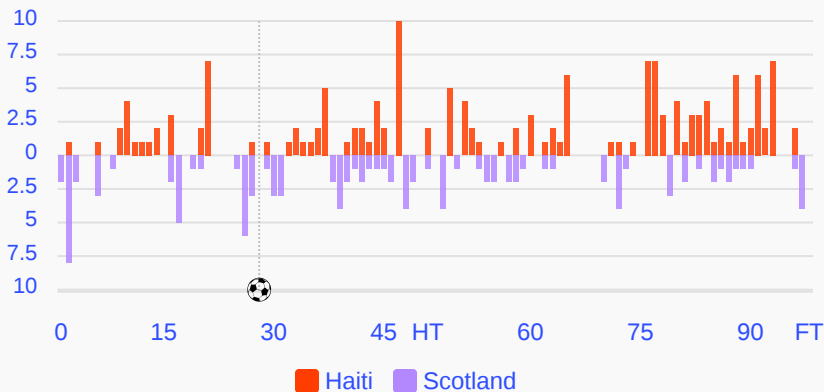
**STARTING**

- Angus GUNN GK 1
- 75' 46' Aaron HICKEY DF 2
- Andy ROBERTSON DF 3
- Scott McTOMINAV MF 4
- Grant HANLEY DF 5
- 83' 28' John McGINN MF 7
- 75' Che ADAMS FW10
- Jack HENDRY DF 13
- 75' Ben GANNON-DOAK FW 17
- Lewis FERGUSON MF 19
- 83' Lawrence SHANKLAND FW20

**SUBSTITUTES**

- Liam KELLY GK 12
- Craig GORDON GK 21
- Kieran TIERNEY DF 6
- Tyler FLETCHER MF 8
- 75' Lyndon DYKES FW 9
- 75' Ryan CHRISTIE MF 11
- Ross STEWART FW14
- John SOUTTAR DF 15
- Dominic HVAM DF 16
- George HIRST FW18
- 75' Nathan PATTERSON DF 22
- 95' 83' Kenny McLEAN MF 23
- Anthony RALSTON DF 24
- 91' 83' Findlay CURTIS FW25
- Scott McKENNA DF 26

**Distribution in the Final Third**



# Match Summary - Key Statistics



0 - 1



## Possession

Total	51.6%	7.9%	40.5%	Total
0	Goals			1
0.7	xG (Expected Goals)			0.91
15 (2)	Attempts at Goal (On Target)			9 (2)
431 (378)	Total Passes (Complete)			397 (324)
88 %	Pass Completion %			82 %
84	Completed Line Breaks			86
4	Defensive Line Breaks			6
116	Receptions in the Final Third			77
26	Crosses			16
24	Ball Progressions			21
185 (35)	Defensive Pressures Applied (Direct Pressures)			230 (39)
29	Forced Turnovers			35
53	Second Balls			52
113.7 km	Total Distance Covered			117.6 km
5.9 km	Zone 4 - Low Speed Sprinting: 20-25 km/h			5.9 km



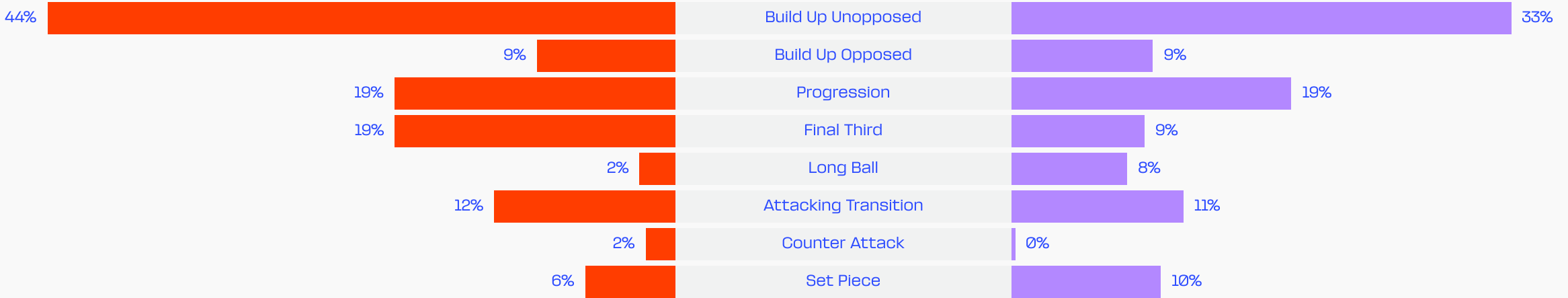
Haiti

# Phases of Play

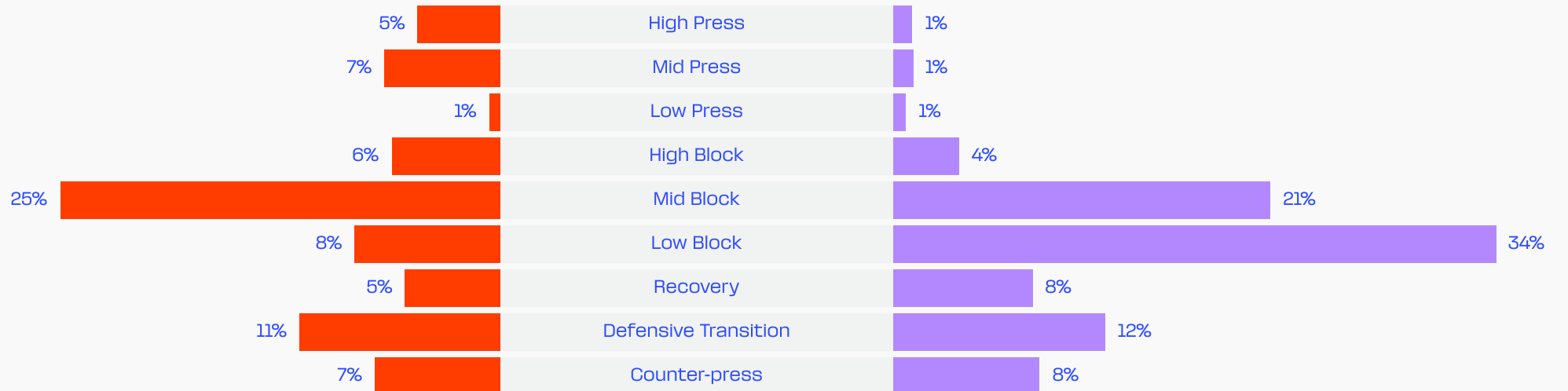
Scotland



## IN POSSESSION



## OUT OF POSSESSION

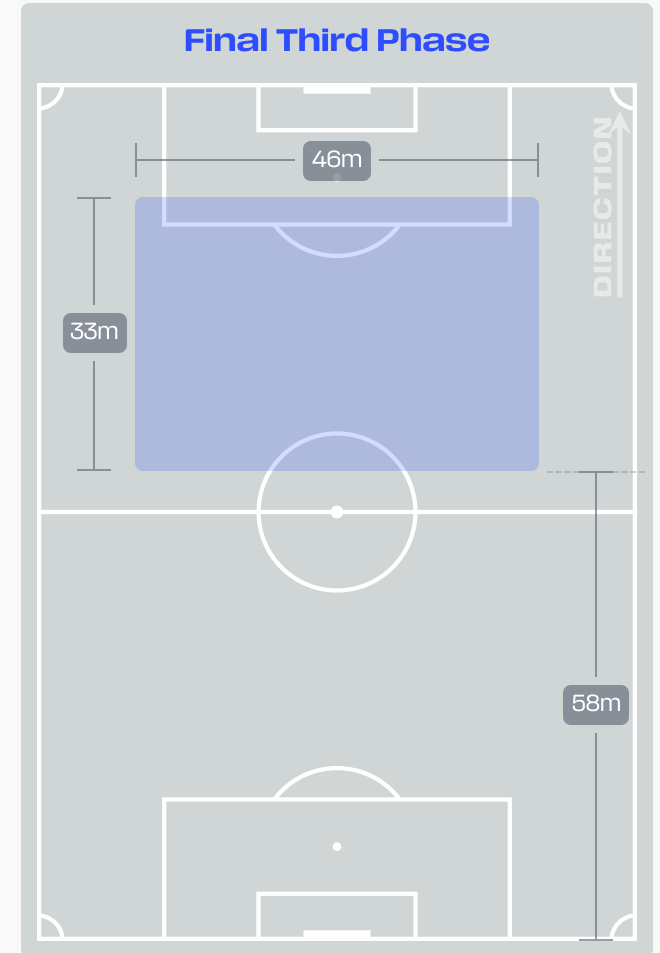
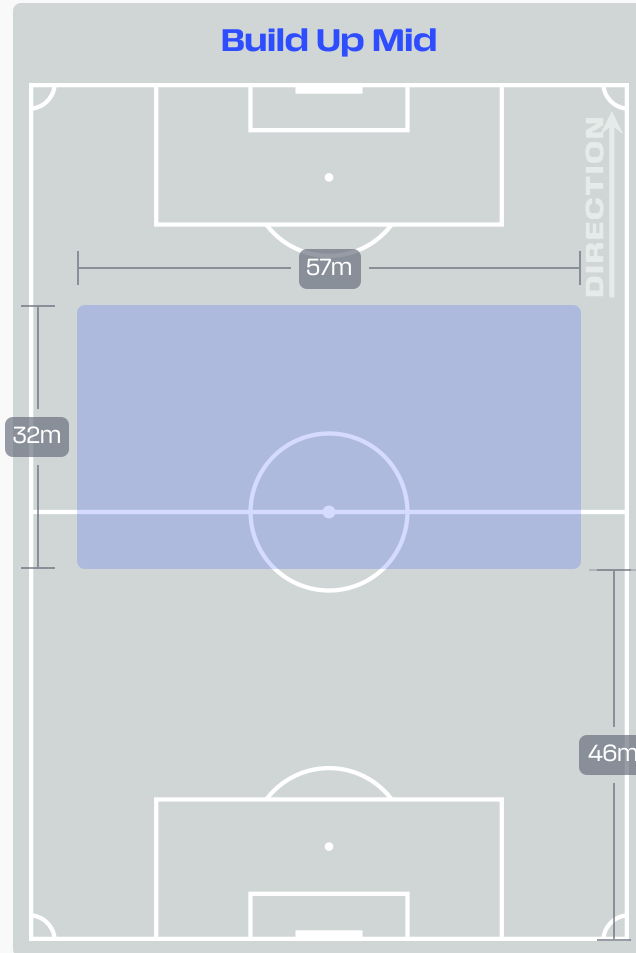
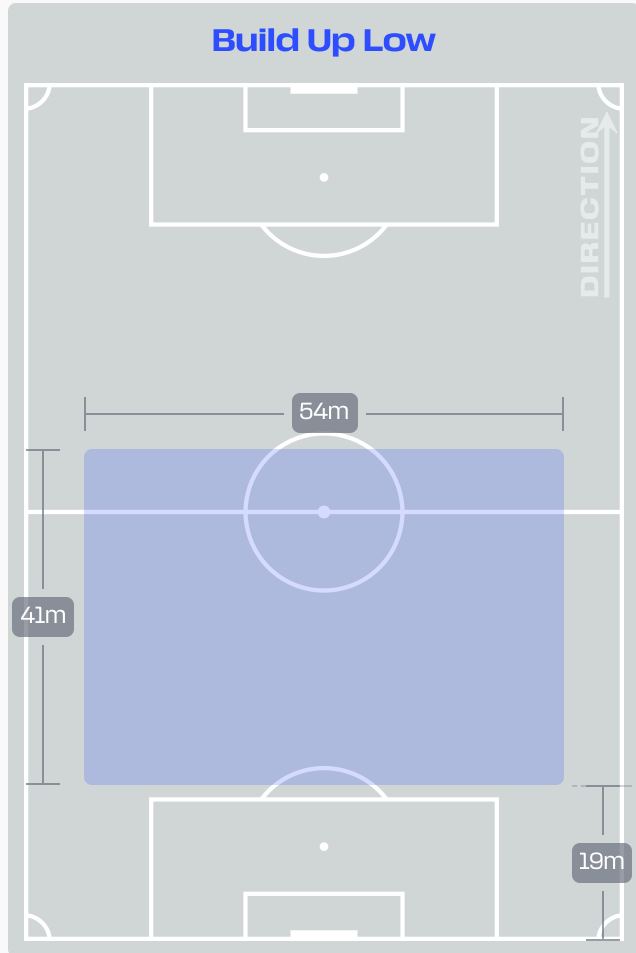


# IN POSSESSION

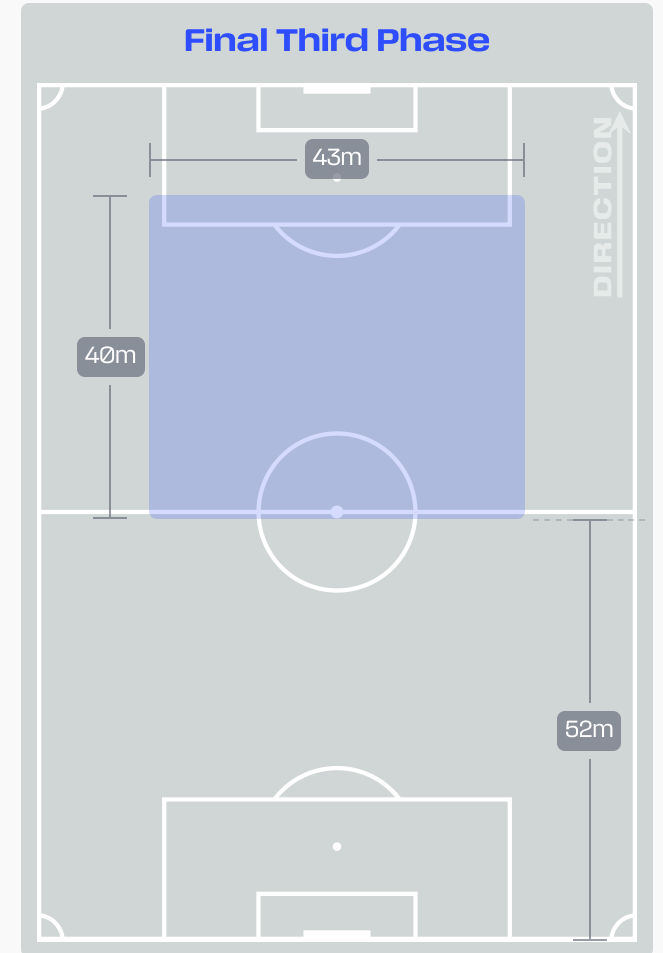
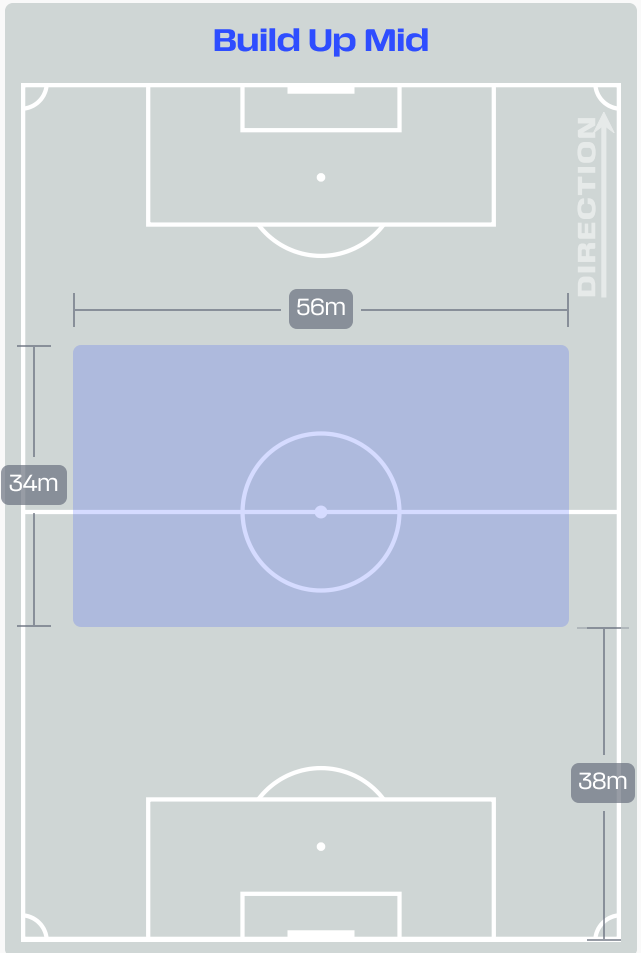
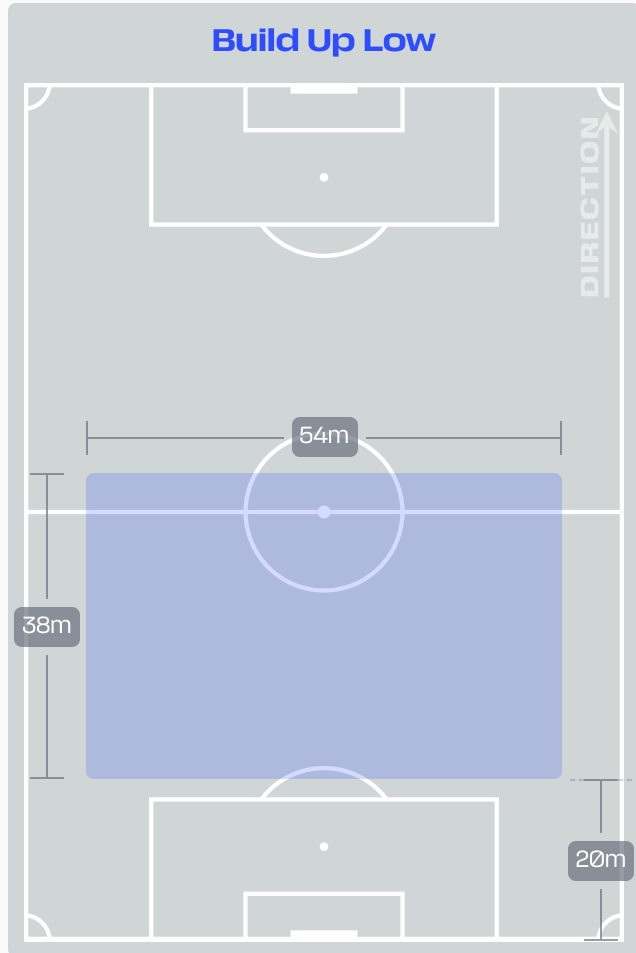


Haiti v Scotland

# In Possession Line Height & Team Length



# In Possession Line Height & Team Length



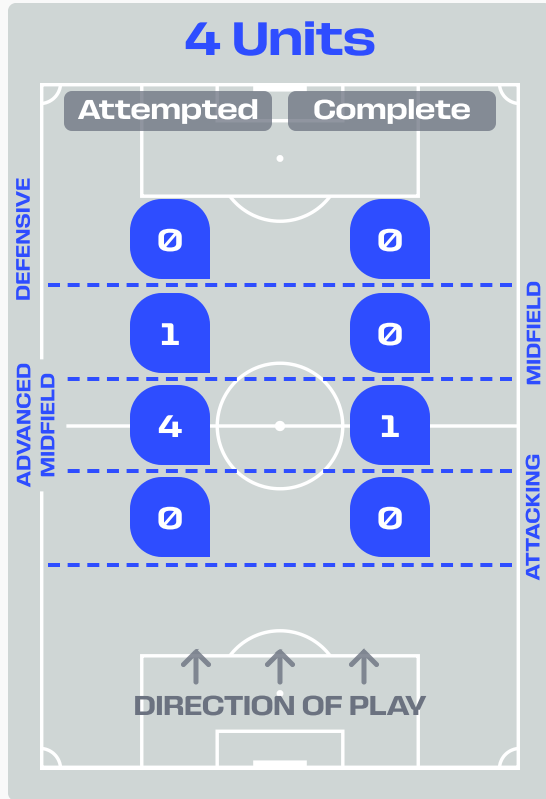
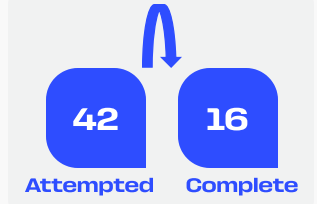
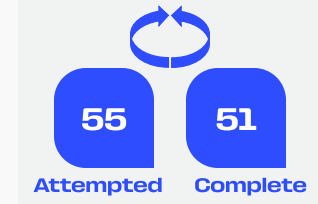
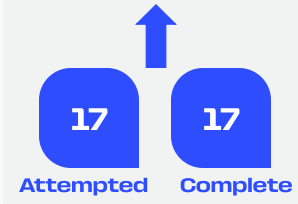
# Line Breaks



Haiti

## Attempted Line Breaks

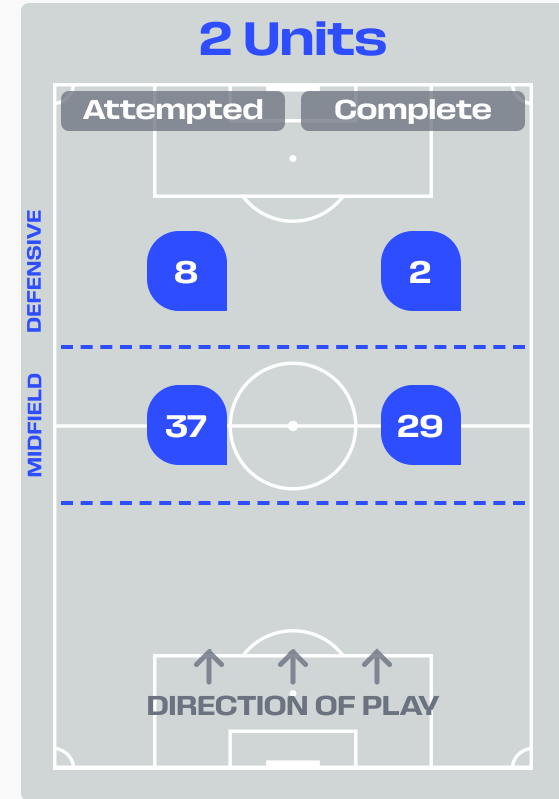
114



<b>Attempted Line Breaks</b>	<b>5</b>
Inside Shape	5
Outside Shape	0



<b>Attempted Line Breaks</b>	<b>64</b>
Inside Shape	27
Outside Shape	37

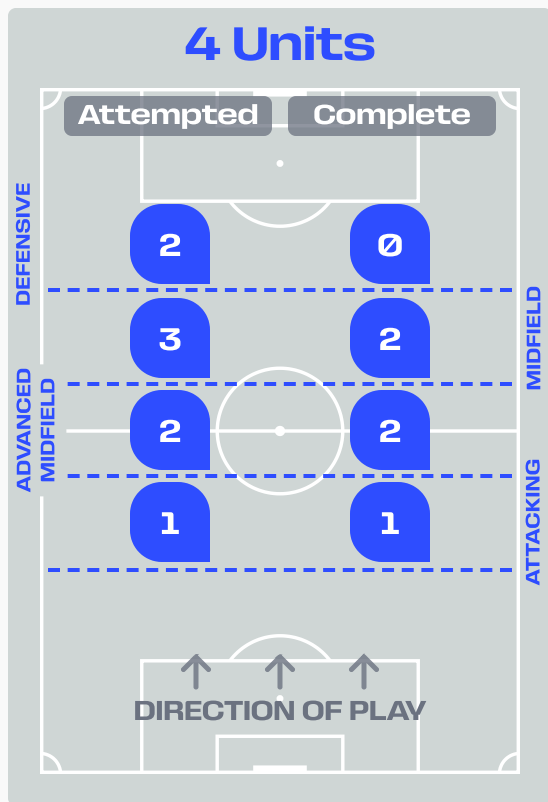
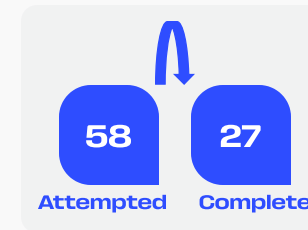
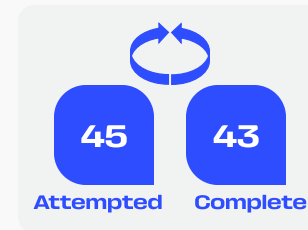
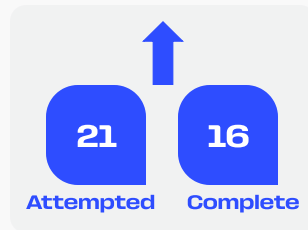


<b>Attempted Line Breaks</b>	<b>45</b>
Inside Shape	27
Outside Shape	18

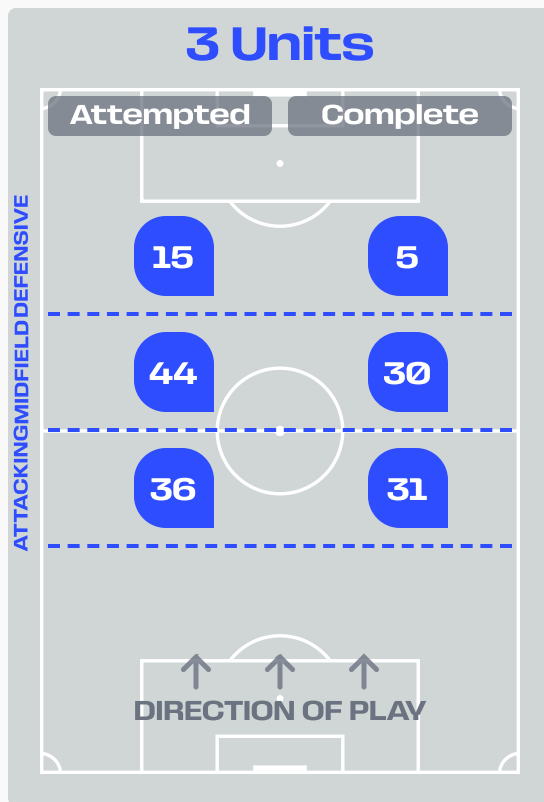
# Line Breaks



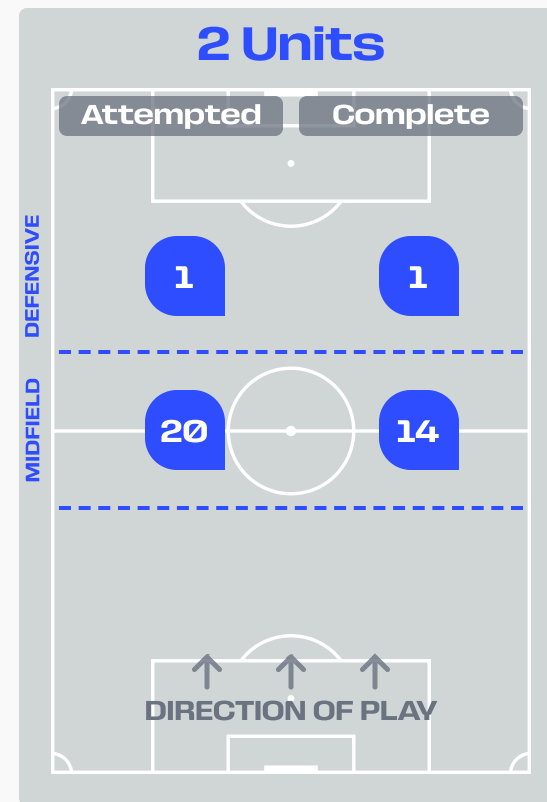
Attempted Line Breaks  
**124**



**Attempted Line Breaks 8**  
 Inside Shape 5  
 Outside Shape 3



**Attempted Line Breaks 95**  
 Inside Shape 55  
 Outside Shape 40



**Attempted Line Breaks 21**  
 Inside Shape 12  
 Outside Shape 9

## Line Breaks



					4 Units				3 Units			2 Units		Direction			Distribution Type		
#	Player	Line Breaks Attempted	Line Breaks Completed	Line Break Completion %	Attacking Line	Attacking Midfield Line	Midfield Line	Defensive Line	Attacking Line	Midfield Line	Defensive Line	Midfield Line	Defensive Line	Through	Around	Over	Pass	Cross	Ball Progression
1	Johny PLACIDE	11	3	27%	0	2	0	0	1	6	1	1	0	0	0	11	11	0	0
2	Carlens ARCUS	6	5	83%	0	0	0	0	0	1	0	5	0	0	3	3	6	0	0
4	Ricardo ADE	16	11	69%	0	0	0	0	7	3	2	4	0	2	4	10	16	0	0
5	Hannes DELCROIX	16	16	100%	0	0	0	0	9	3	0	4	0	1	15	0	15	0	1
8	Martin EXPERIENCE	14	10	71%	0	1	1	0	6	1	0	3	2	3	7	4	13	0	1
10	Jean-Ricner BELLEGARDE	19	12	63%	0	1	0	0	2	4	0	11	1	4	7	8	13	4	2
11	Louicius DEEDSON	3	2	67%	0	0	0	0	0	1	0	0	2	1	1	1	0	1	2
15	Ruben PROVIDENCE	2	1	50%	0	0	0	0	0	0	0	1	1	0	1	1	1	1	0
17	Danley JEAN JACQUES	19	17	89%	0	0	0	0	5	6	0	7	1	5	12	2	17	1	1
18	Wilson ISIDOR	1	1	100%	0	0	0	0	0	1	0	0	0	0	0	1	1	0	0
20	Frantzdy PIERROT	0	0	0%	0	0	0	0	0	0	0	0	0	0	0	0	0	0	0
16	Lenny JOSEPH	1	1	100%	0	0	0	0	0	0	1	0	0	1	0	0	1	0	0
19	Yassin FORTUNE	2	1	50%	0	0	0	0	0	1	0	1	0	0	2	0	1	0	1
21	Josue CASIMIR	4	4	100%	0	0	0	0	2	1	0	0	1	0	3	1	3	0	1

## Line Breaks



					4 Units				3 Units			2 Units		Direction			Distribution Type		
#	Player	Line Breaks Attempted	Line Breaks Completed	Line Break Completion %	Attacking Line	Attacking Midfield Line	Midfield Line	Defensive Line	Attacking Line	Midfield Line	Defensive Line	Midfield Line	Defensive Line	Through	Around	Over	Pass	Cross	Ball Progression
1	Angus GUNN	18	11	61%	0	0	0	0	5	11	0	2	0	0	0	18	18	0	0
2	Aaron HICKEY	10	8	80%	0	0	0	0	5	2	1	2	0	3	4	3	9	1	0
3	Andy ROBERTSON	27	15	56%	0	1	1	1	3	13	2	6	0	3	8	16	22	5	0
4	Scott McTOMINAY	9	9	100%	0	1	0	0	2	2	1	3	0	3	5	1	9	0	0
5	Grant HANLEY	11	8	73%	0	0	2	1	7	0	1	0	0	0	5	6	11	0	0
7	John McGINN	5	5	100%	0	0	0	0	0	3	1	1	0	2	2	1	4	0	1
10	Che ADAMS	5	2	40%	0	0	0	0	0	3	2	0	0	2	2	1	5	0	0
13	Jack HENDRY	14	12	86%	0	0	0	0	9	3	1	1	0	0	12	2	12	0	2
17	Ben GANNON-DOAK	3	2	67%	0	0	0	0	0	2	0	0	1	1	2	0	0	1	2
19	Lewis FERGUSON	11	9	82%	0	0	0	0	3	3	1	4	0	4	3	4	11	0	0
20	Lawrence SHANKLAND	2	0	0%	0	0	0	0	0	0	2	0	0	0	0	2	2	0	0
9	Lyndon DYKES	2	0	0%	0	0	0	0	0	0	2	0	0	1	0	1	2	0	0
11	Ryan CHRISTIE	0	0	0%	0	0	0	0	0	0	0	0	0	0	0	0	0	0	0
22	Nathan PATTERSON	3	1	33%	0	0	0	0	1	1	0	1	0	1	0	2	3	0	0
23	Kenny McLEAN	2	2	100%	1	0	0	0	0	1	0	0	0	0	1	1	1	1	0
25	Findlay CURTIS	2	2	100%	0	0	0	0	1	0	1	0	0	1	1	0	1	0	1

# Passing Networks



#	Passes From ↓ to →	Johny PLACIDE	Carlens ARCUS	Ricardo ADE	Hannes DELCROIX	Martin EXPERIENCE	Jean-Ricner BELLEGARDE	Louicius DEEDSON	Ruben PROVIDENCE	Danley JEAN JACQUES	Wilson ISIDOR	Frantzdy PIERROT	Lenny JOSEPH	Yassin FORTUNE	Josue CASIMIR
1	Johny PLACIDE		4	5	9	0	1	0	0	0	0	0	1	1	0
2	Carlens ARCUS	5		6	3	1	4	4	0	4	0	0	0	0	5
4	Ricardo ADE	4	13		14	5	4	1	0	5	0	1	1	0	5
5	Hannes DELCROIX	5	0	19		14	11	0	8	8	0	0	0	1	0
8	Martin EXPERIENCE	2	2	3	8		9	0	5	2	0	2	0	0	2
10	Jean-Ricner BELLEGARDE	0	1	8	10	7		2	7	9	0	3	1	2	2
11	Louicius DEEDSON	0	2	1	0	0	1		0	1	0	0	0	0	0
15	Ruben PROVIDENCE	0	0	3	1	5	5	1		3	2	0	1	0	1
17	Danley JEAN JACQUES	0	7	5	7	1	9	3	4		3	0	1	0	3
18	Wilson ISIDOR	1	0	0	0	0	4	0	0	0		1	0	0	0
20	Frantzdy PIERROT	0	0	0	0	0	0	1	3	0	0		0	0	0
16	Lenny JOSEPH	0	0	0	0	0	0	0	1	0	0	1		0	0
19	Yassin FORTUNE	0	0	0	0	1	1	0	0	0	0	0	1		0
21	Josue CASIMIR	0	5	3	0	3	3	0	0	3	0	0	1	0	

Top 5 Player to Player Passers		
Player	Passed To	% of Total Team Passes
Hannes DELCROIX	Ricardo ADE	5.2%
Ricardo ADE	Hannes DELCROIX	3.9%
Hannes DELCROIX	Martin EXPERIENCE	3.9%
Ricardo ADE	Carlens ARCUS	3.6%
Hannes DELCROIX	Jean-Ricner BELLEGARDE	3%

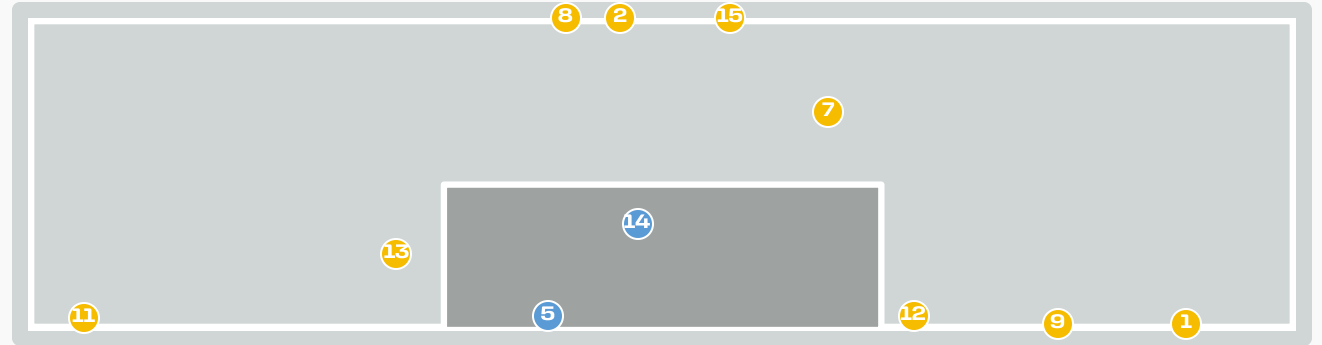
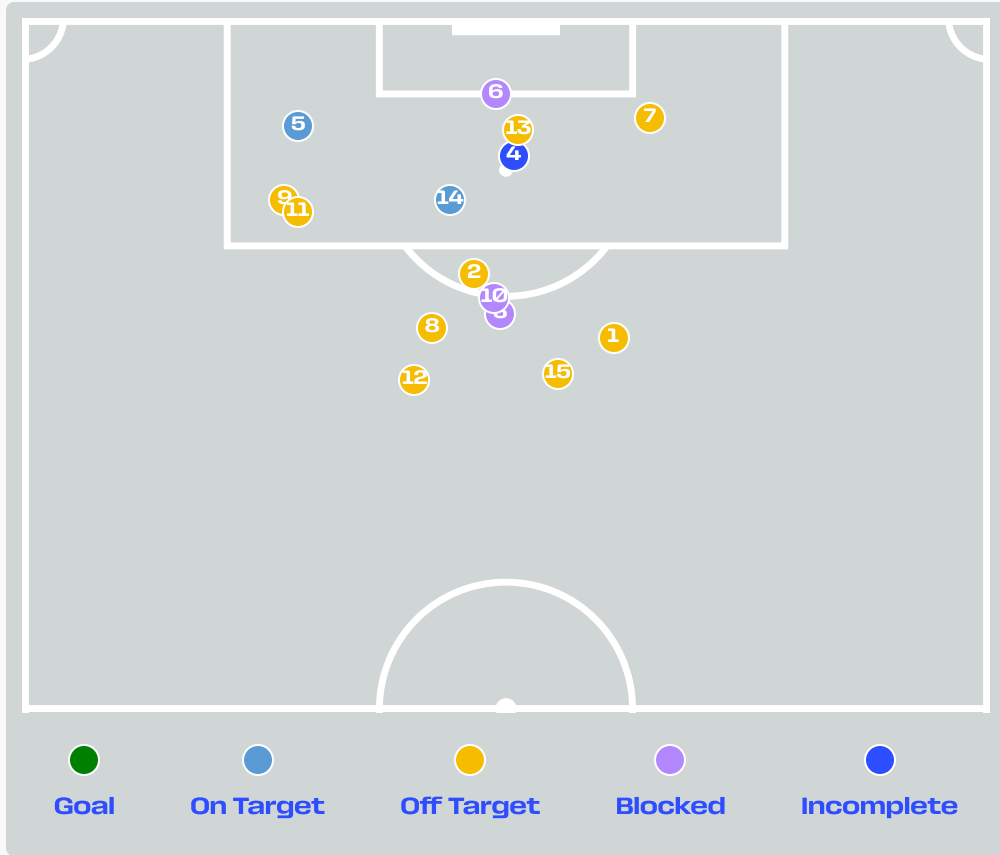
# Passing Networks








#	Passes From ↓ to →	Angus GUNN	Aaron HICKEY	Andy ROBERTSON	Scott McTOMINAY	Grant HANLEY	John McGINN	Che ADAMS	Jack HENDRY	Ben GANNON-DOAK	Lewis FERGUSON	Lawrence SHANKLAND	Lyndon DYKES	Ryan CHRISTIE	Nathan PATTERSON	Kenny McLEAN	Findlay CURTIS
1	Angus GUNN		0	5	0	4	2	0	9	0	3	1	3	0	0	0	0
2	Aaron HICKEY	2		0	5	6	1	0	0	13	3	1	0	0	0	0	0
3	Andy ROBERTSON	1	0		2	1	5	3	6	1	3	3	0	0	0	0	2
4	Scott McTOMINAY	0	4	4		5	1	0	2	7	3	0	0	0	0	0	1
5	Grant HANLEY	8	9	1	3		0	1	15	1	4	1	0	0	0	0	0
7	John McGINN	0	0	6	0	0		0	0	2	1	1	0	0	0	0	0
10	Che ADAMS	0	0	3	1	0	0		0	1	1	0	0	0	0	0	0
13	Jack HENDRY	10	0	14	2	17	0	0		0	8	0	0	0	0	0	0
17	Ben GANNON-DOAK	0	9	0	3	0	0	2	0		3	1	0	0	0	0	0
19	Lewis FERGUSON	0	5	7	5	7	4	2	6	1		2	0	0	0	0	0
20	Lawrence SHANKLAND	1	0	0	1	0	3	1	0	1	1		0	0	0	0	0
9	Lyndon DYKES	0	0	0	1	0	0	0	0	0	0	0		1	0	0	1
11	Ryan CHRISTIE	0	0	0	1	0	0	0	0	0	0	0	0		2	0	0
22	Nathan PATTERSON	0	0	0	1	0	0	0	0	0	0	0	0	0		1	0
23	Kenny McLEAN	0	0	0	1	0	0	0	0	0	1	0	0	0	0		0
25	Findlay CURTIS	0	0	0	1	0	0	0	0	0	0	0	0	0	0	1	

Top 5 Player to Player Passers		
Player	Passed To	% of Total Team Passes
Jack HENDRY	Grant HANLEY	5.7%
Grant HANLEY	Jack HENDRY	5%
Jack HENDRY	Andy ROBERTSON	4.7%
Aaron HICKEY	Ben GANNON-DOAK	4.3%
Jack HENDRY	Angus GUNN	3.3%

# Attempts at Goal




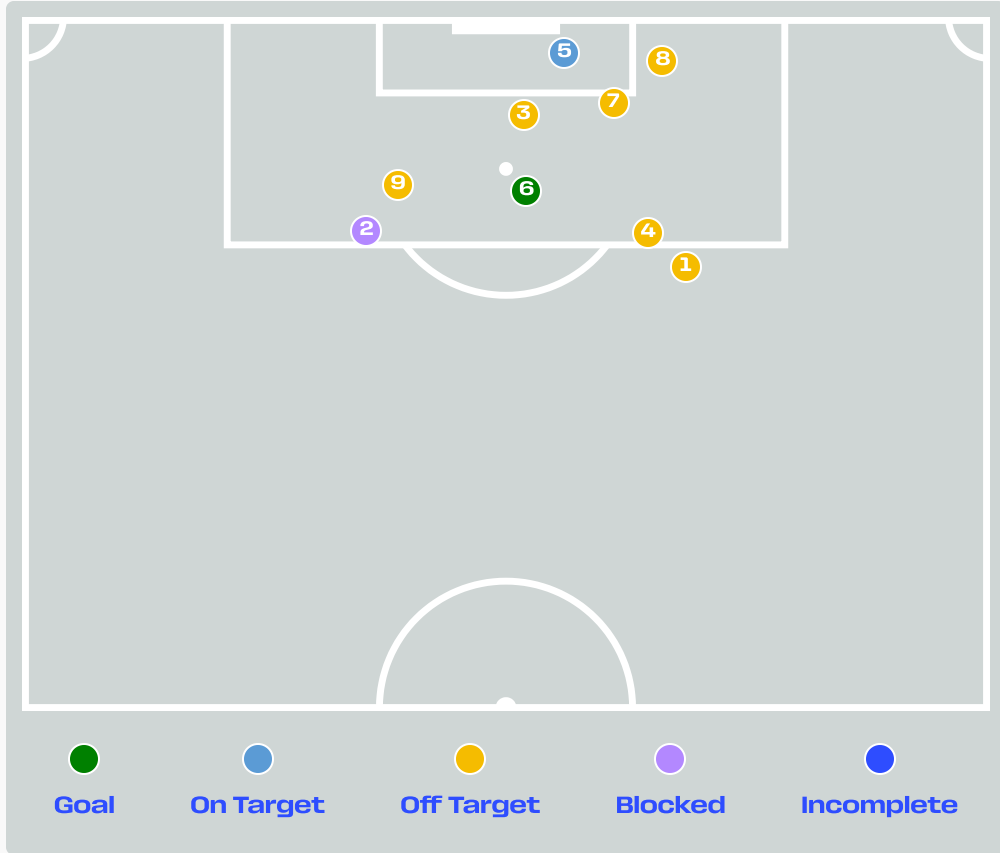
Key	Outcome	Shots
	Goals	0
	On Target	2
	Off Target	9
	Blocked	3
	Incomplete	1








# Attempts at Goal

Time	Player	Outcome	Body Part	Delivery Type
4	11 Louicius DEEDSON	Off Target	Left Foot	Ball Progression
10	10 Jean-Ricner BELLEGARDE	Off Target	Left Foot	Pass
12	18 Wilson ISIDOR	Incomplete - Blocked	Right Foot	Pass
33	4 Ricardo ADE	Incomplete - Player On Ball Error	Head	Freekick
33	15 Ruben PROVIDENCE	On Target - Saved	Right Foot	Pass
33	20Frantzdy PIERROT	Incomplete - Blocked	Left Foot	Other
35	18 Wilson ISIDOR	Off Target	Head	Freekick
41	10 Jean-Ricner BELLEGARDE	Off Target	Right Foot	Pass
72	15 Ruben PROVIDENCE	Off Target	Right Foot	Loose Ball
77	10 Jean-Ricner BELLEGARDE	Incomplete - Blocked	Right Foot	Pass
78	15 Ruben PROVIDENCE	Deflected Off Target - Defensive Event	Right Foot	Loose Ball
78	21 Josue CASIMIR	Deflected Off Target	Right Foot	Pass
84	20Frantzdy PIERROT	Off Target	Head	Cross
93	20Frantzdy PIERROT	On Target - Saved	Right Foot	Pass
96	8 Martin EXPERIENCE	Off Target	Right Foot	Pass

# Attempts at Goal



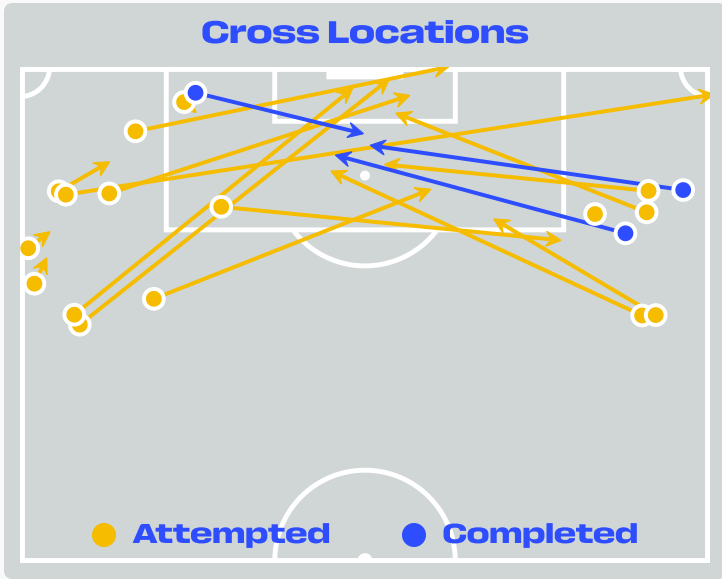
Key	Outcome	Shots
	Goals	1
	On Target	1
	Off Target	6
	Blocked	1
	Incomplete	0

# Attempts at Goal

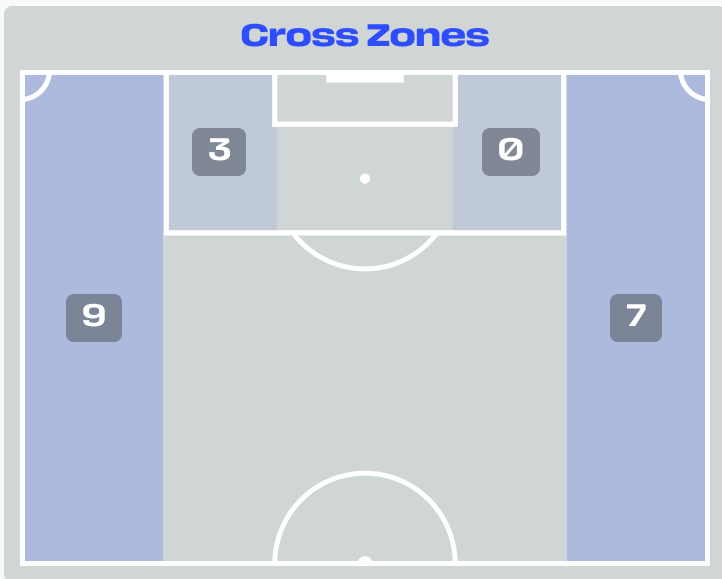
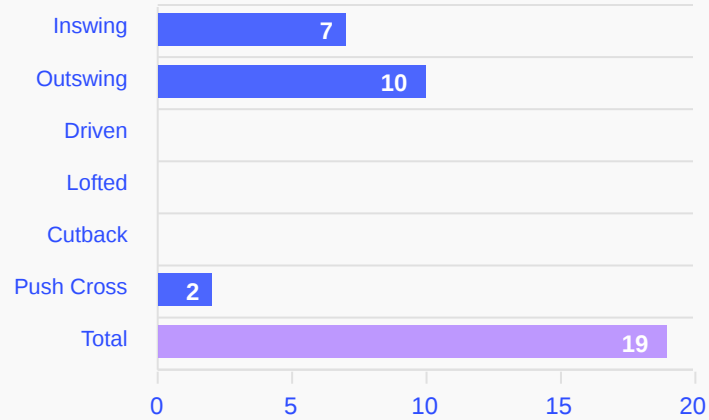


Time	Player	Outcome	Body Part	Delivery Type
2	17 Ben GANNON-DOAK	Off Target - Saved	Left Foot	Ball Progression
3	20Lawrence SHANKLAND	Incomplete - Blocked	Right Foot	Pass
6	4 Scott McTOMINAY	Off Target	Head	Cross
16	4 Scott McTOMINAY	Off Target	Right Foot	Pass
27	10 Che ADAMS	On Target - Saved	Right Foot	Cross
27	7 John McGINN	Deflected On Target - Goal	Left Foot	Other
31	20Lawrence SHANKLAND	Off Target	Head	Cross
54	17 Ben GANNON-DOAK	Deflected Off Target - Defensive Event	Right Foot	Cross
72	7 John McGINN	Off Target	Left Foot	Pass

# Crosses (Open Play)



### Delivery Type



Attempted

**19**

Completed

**3**

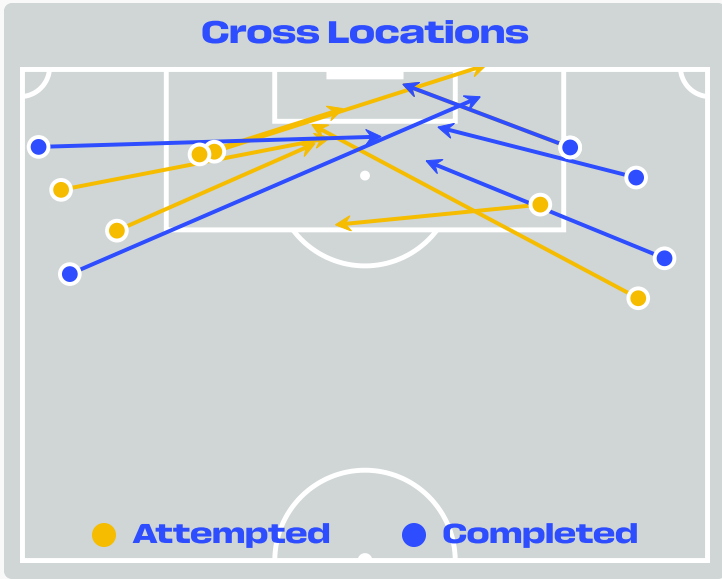
Most Crosses Attempted

**5**

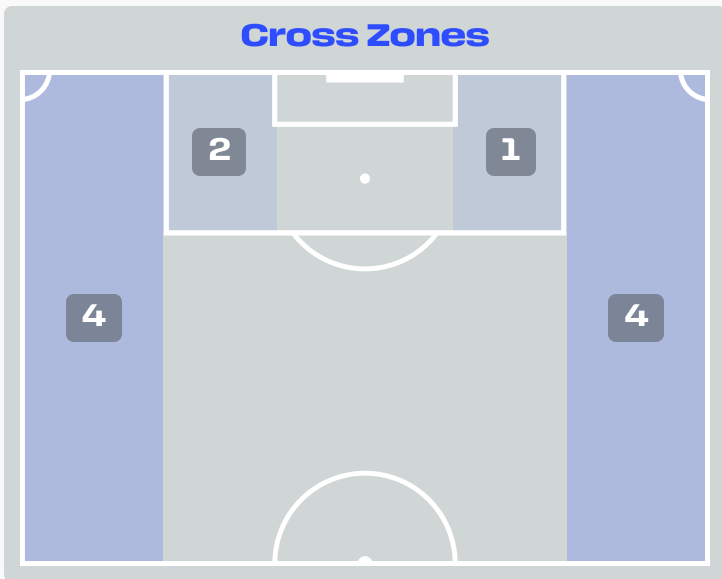
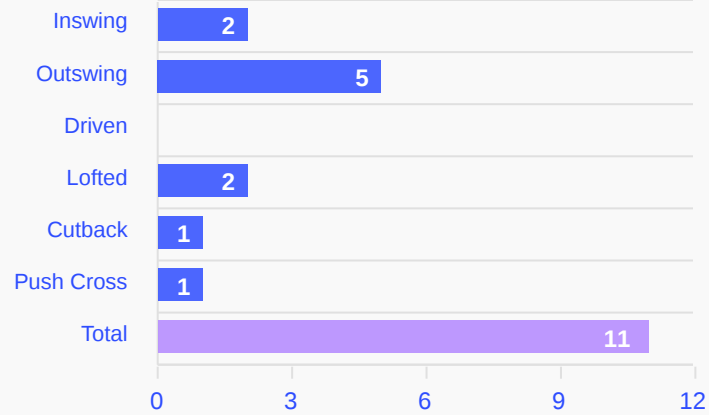
**Martin EXPERIENCE**  
LEFT BACK

#	Player	Inswing	Outswing	Driven	Lofted	Cutback	Push Cross	Total Attempted
1	Johny PLACIDE	0	0	0	0	0	0	0
2	Carlens ARCUS	0	2	0	0	0	0	2
4	Ricardo ADE	0	0	0	0	0	0	0
5	Hannes DELCROIX	0	1	0	0	0	0	1
8	Martin EXPERIENCE	0	5	0	0	0	0	5
10	Jean-Ricner BELLEGARDE	0	1	0	0	0	0	1
11	Loucius DEEDSON	3	1	0	0	0	0	4
15	Ruben PROVIDENCE	2	0	0	0	0	1	3
17	Danley JEAN JACQUES	1	0	0	0	0	1	2
18	Wilson ISIDOR	0	0	0	0	0	0	0
20	Frantzdy PIERROT	0	0	0	0	0	0	0
16	Lenny JOSEPH	0	0	0	0	0	0	0
19	Yassin FORTUNE	0	0	0	0	0	0	0
21	Josue CASIMIR	1	0	0	0	0	0	1

# Crosses (Open Play)



### Delivery Type



Attempted

11

Completed

5

Most Crosses Attempted

4

**Andy ROBERTSON**  
LEFT BACK

#	Player	Inswing	Outswing	Driven	Lofted	Cutback	Push Cross	Total Attempted
1	Angus GUNN	0	0	0	0	0	0	0
2	Aaron HICKEY	1	0	0	0	0	0	1
3	Andy ROBERTSON	0	4	0	0	0	0	4
4	Scott McTOMINAY	0	0	0	0	0	0	0
5	Grant HANLEY	0	0	0	0	0	0	0
7	John McGINN	0	0	0	0	0	0	0
10	Che ADAMS	0	0	0	0	0	0	0
13	Jack HENDRY	0	0	0	0	0	0	0
17	Ben GANNON-DOAK	0	1	0	0	1	1	3
19	Lewis FERGUSON	0	0	0	0	0	0	0
20	Lawrence SHANKLAND	0	0	0	0	0	0	0
9	Lyndon DYKES	0	0	0	0	0	0	0
11	Ryan CHRISTIE	0	0	0	0	0	0	0
22	Nathan PATTERSON	0	0	0	0	0	0	0
23	Kenny McLEAN	1	0	0	0	0	0	1
25	Findlay CURTIS	0	0	0	2	0	0	2



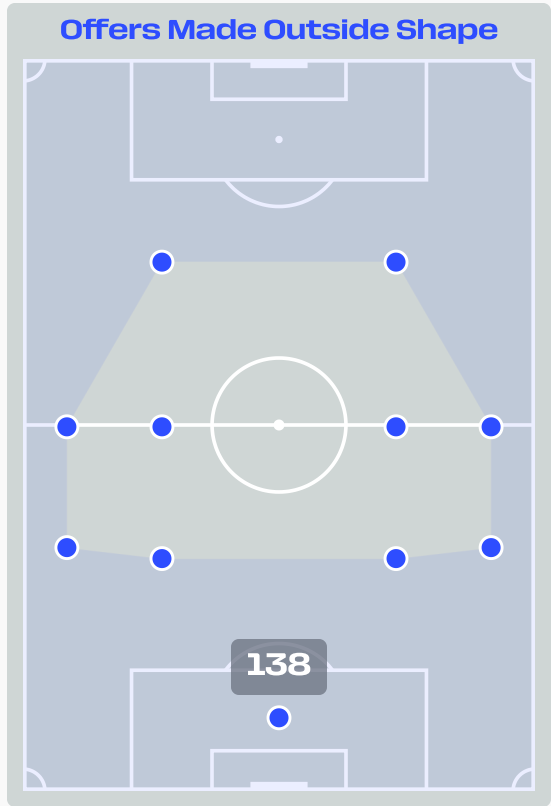
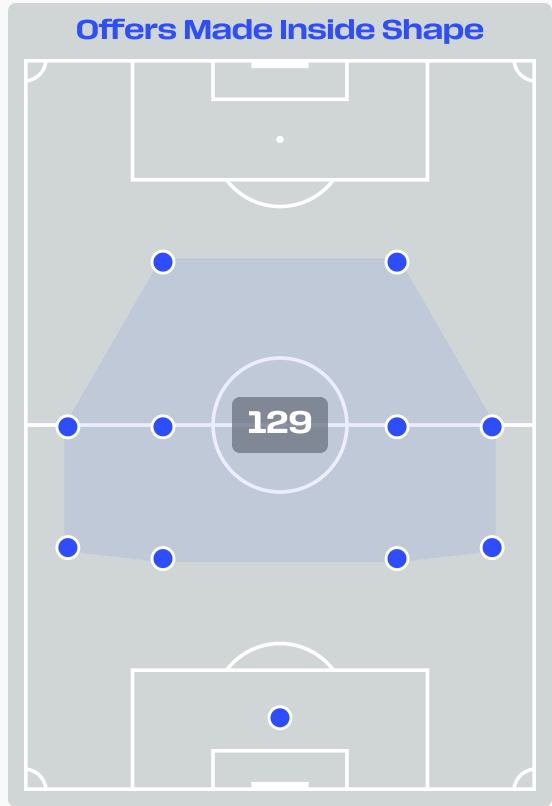
# Offering to Receive

**267**  
Total Offers Made

**94**  
Total Offers Received

**Most Offers**  
**46**  
**Martin EXPERIENCE**  
LEFT BACK

**158**  
Offers Made in Final Third



**94**  
Offers Made in Middle Third

**15**  
Offers Made in Defensive Third

#	Player	Offers Made	Offers Received	% Made & Received
1	Johny PLACIDE	4	3	75%
2	Carlens ARCUS	16	6	37.5%
4	Ricardo ADE	4	2	50%
5	Hannes DELCROIX	6	4	66.7%
8	Martin EXPERIENCE	46	16	34.8%
10	Jean-Ricner BELLEGARDE	33	16	48.5%
11	Louicius DEEDSON	25	10	40%
15	Ruben PROVIDENCE	27	11	40.7%
17	Danley JEAN JACQUES	27	15	55.6%
18	Wilson ISIDOR	19	1	5.3%
20	Frantzdy PIERROT	24	2	8.3%
16	Lenny JOSEPH	21	4	19%
19	Yassin FORTUNE	4	1	25%
21	Josue CASIMIR	11	3	27.3%

# Offering to Receive

329

Total Offers Made

115

Total Offers Received

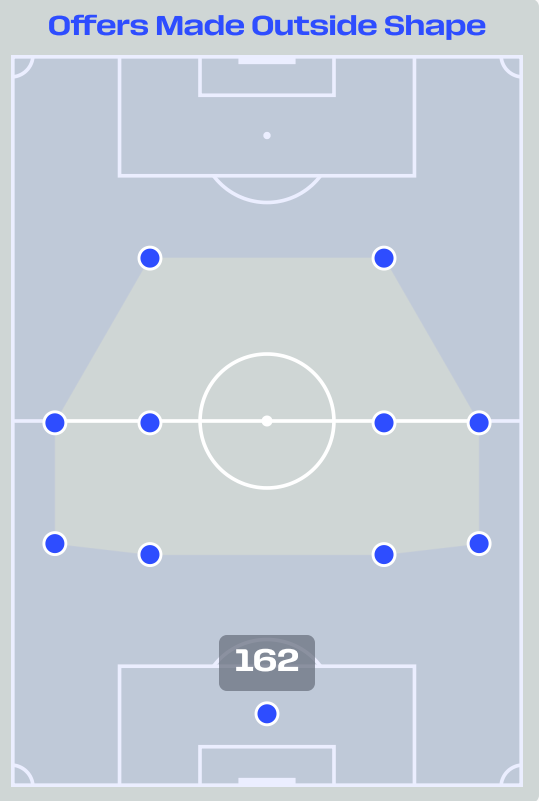
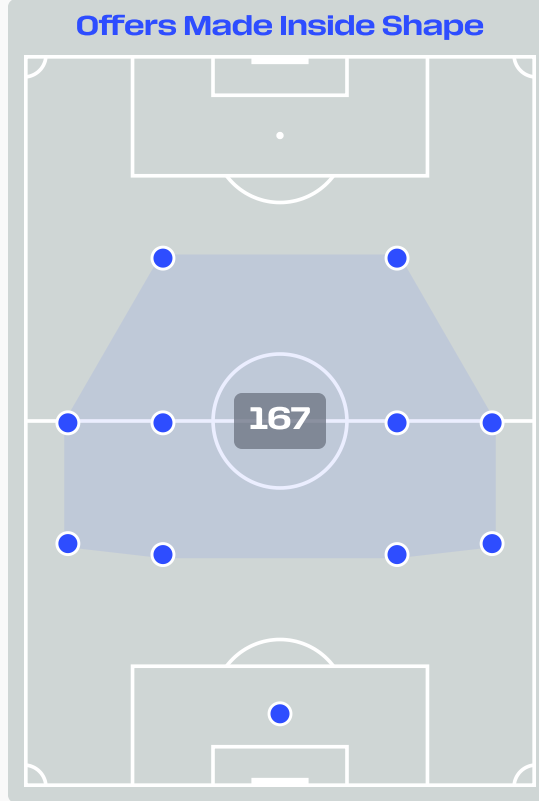
Most Offers

51

Lewis FERGUSON  
LEFT CENTRE MIDFIELD

123

Offers Made in Final Third



159

Offers Made in Middle Third

47

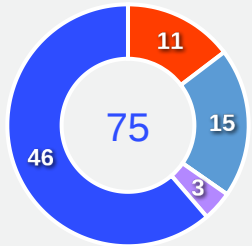
Offers Made in Defensive Third

#	Player	Offers Made	Offers Received	% Made & Received
1	Angus GUNN	6	2	33.3%
2	Aaron HICKEY	26	11	42.3%
3	Andy ROBERTSON	29	10	34.5%
4	Scott McTOMINAY	44	14	31.8%
5	Grant HANLEY	15	9	60%
7	John McGINN	27	9	33.3%
10	Che ADAMS	27	7	25.9%
13	Jack HENDRY	9	7	77.8%
17	Ben GANNON-DOAK	25	10	40%
19	Lewis FERGUSON	51	24	47.1%
20	Lawrence SHANKLAND	51	10	19.6%
9	Lyndon DYKES	5	0	0%
11	Ryan CHRISTIE	3	0	0%
22	Nathan PATTERSON	0	0	0%
23	Kenny McLEAN	3	0	0%
25	Findlay CURTIS	8	2	25%

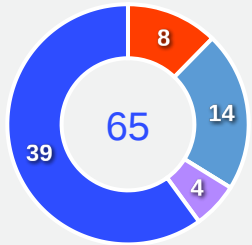
# Movement to Receive

## Movement Types by Phase

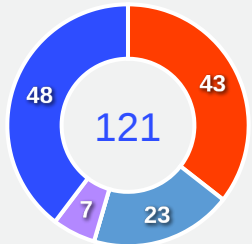
### Final Third Phase



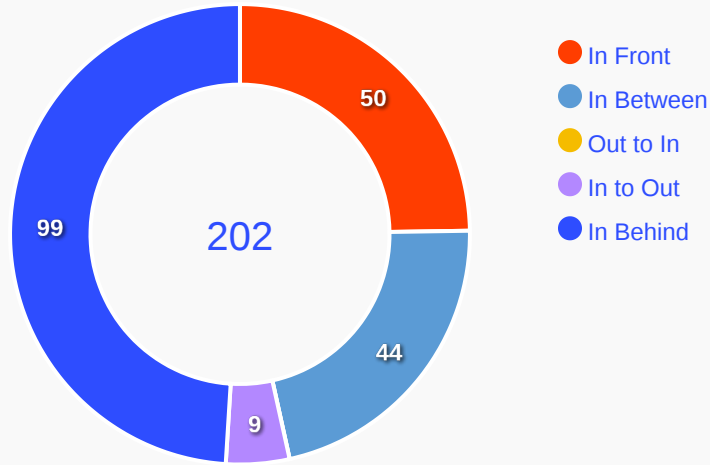
### Progression Phase



### Build Up Phase



## All Movement Types

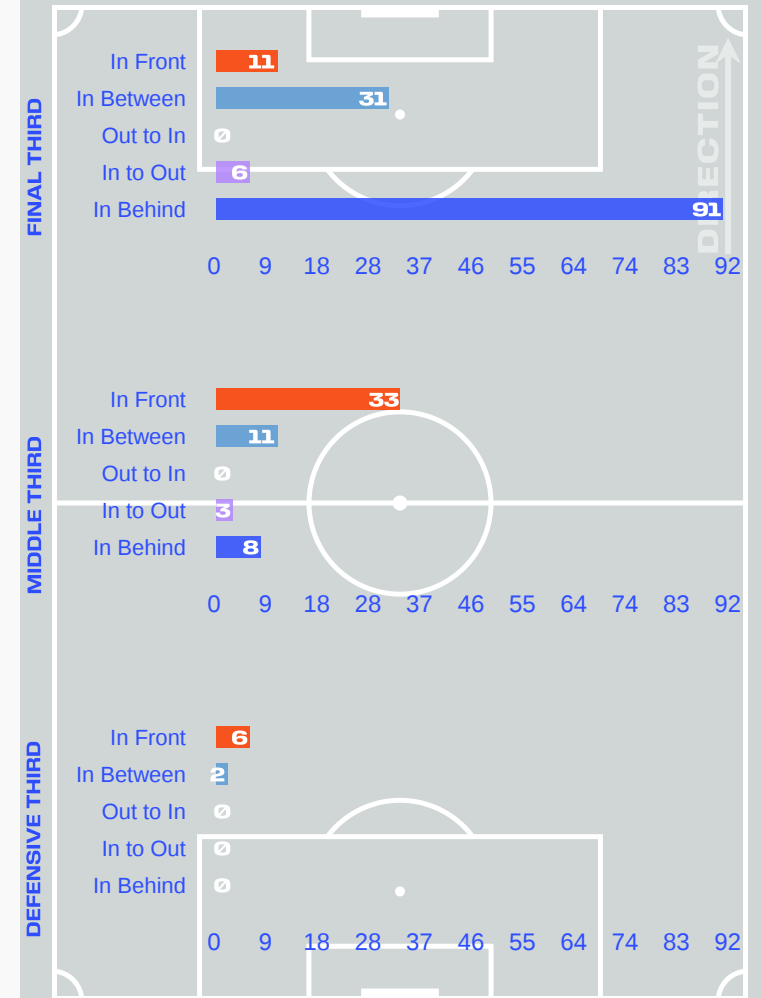


- In Front
- In Between
- Out to In
- In to Out
- In Behind

## Top Ranked Players

Type	Player	Movements
In Front	17 Danley JEAN JACQUES	16
In Between	15 Ruben PROVIDENCE	9
Out to In	1 Johny PLACIDE	0
In to Out	20 Frantzdy PIERROT	3
In Behind	8 Martin EXPERIENCE	20

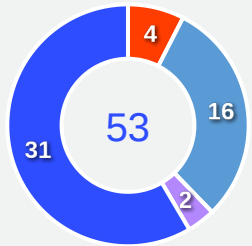
## Movement Types Pitch Third



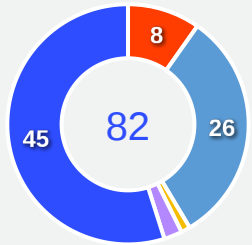
# Movement to Receive

## Movement Types by Phase

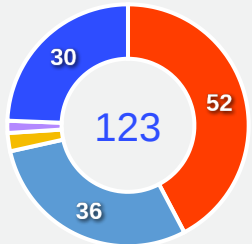
### Final Third Phase



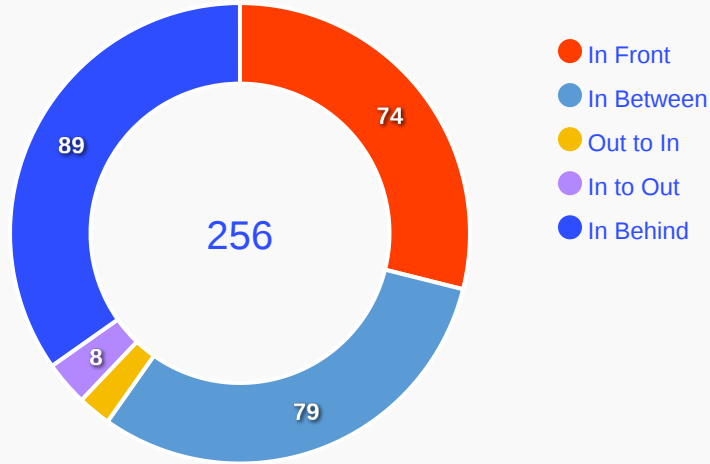
### Progression Phase



### Build Up Phase



## All Movement Types

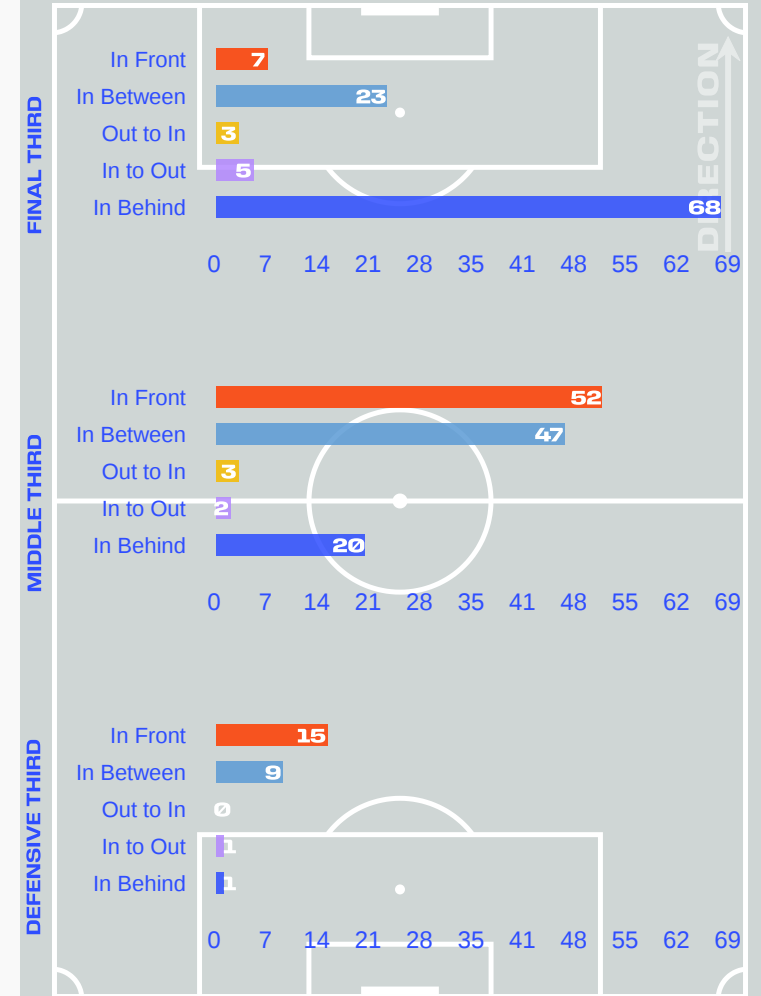


- In Front
- In Between
- Out to In
- In to Out
- In Behind

## Top Ranked Players

Type	Player	Movements
In Front	19 Lewis FERGUSON	29
In Between	20 Lawrence SHANKLAND	20
Out to In	17 Ben GANNON-DOAK	3
In to Out	3 Andy ROBERTSON	2
In Behind	20 Lawrence SHANKLAND	25

## Movement Types Pitch Third



# OUT OF POSSESSION



Haiti v Scotland



# Defensive Actions

**29**

**Forced Turnovers**

**40**

**Possession Regained**

**7**

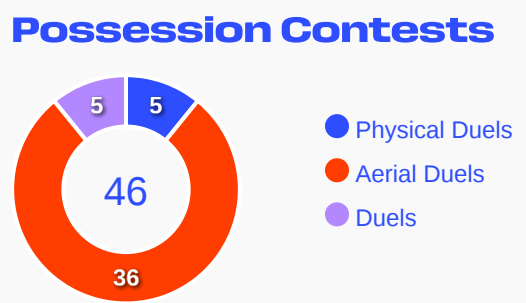
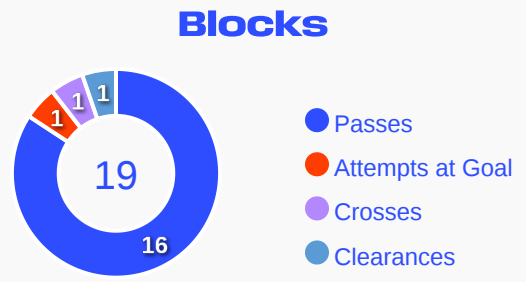
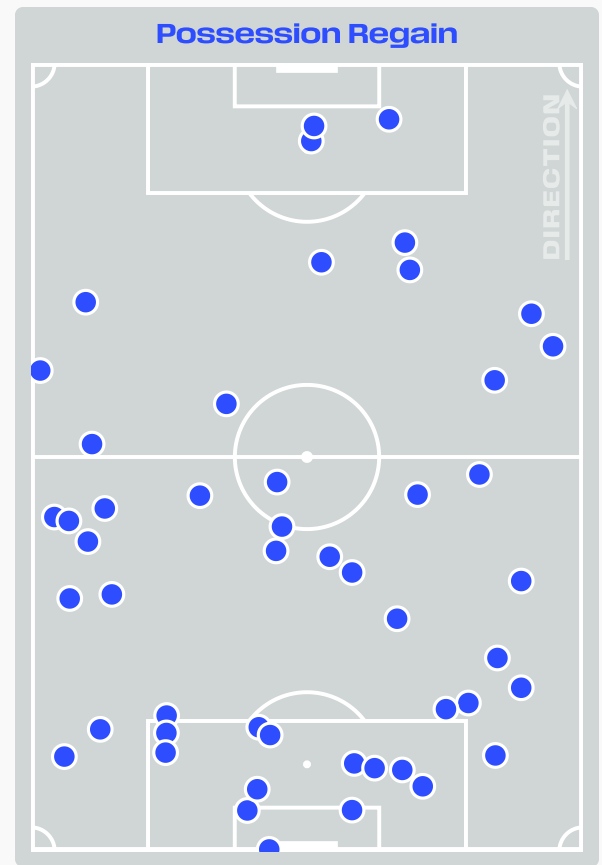
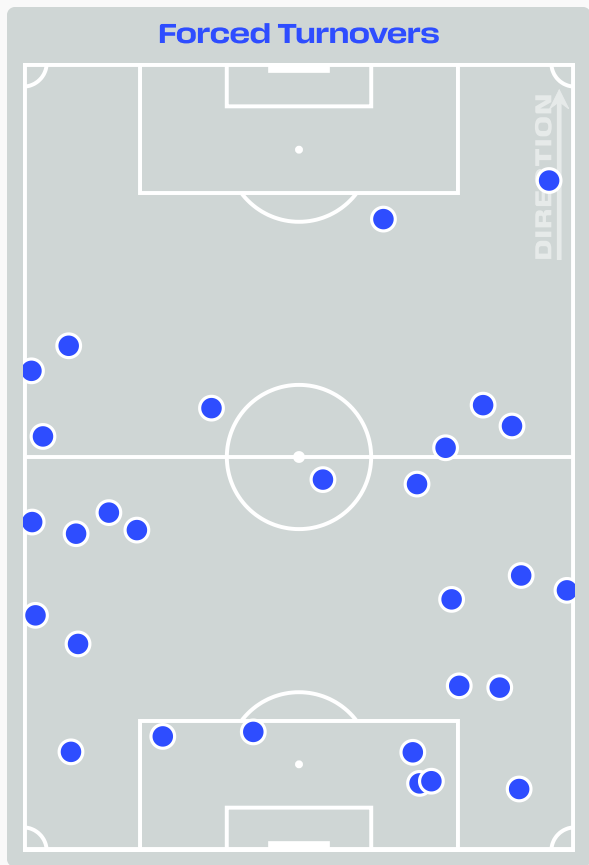
**Interceptions**

**22**

**Tackles**

**4.64**

**Possession Actions / Defensive Action**



**Most Possession Regains**

**9**

**Hannes DELCROIX**  
LEFT CENTRE BACK

#	Player	Total Possession Regains
1	Johny PLACIDE	4
2	Carlens ARCUS	5
4	Ricardo ADE	5
5	Hannes DELCROIX	9
8	Martin EXPERIENCE	3
10	Jean-Ricner BELLEGARDE	5
11	Louicius DEEDSON	2
15	Ruben PROVIDENCE	0
17	Danley JEAN JACQUES	6
18	Wilson ISIDOR	1
20	Frantzdy PIERROT	0
16	Lenny JOSEPH	0
19	Yassin FORTUNE	0
21	Josue CASIMIR	0

# Defensive Actions

**35**

**Forced Turnovers**

**39**

**Possession Regained**

**3**

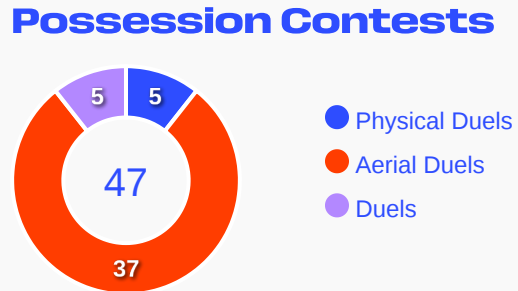
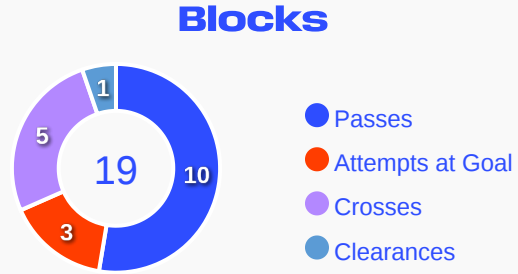
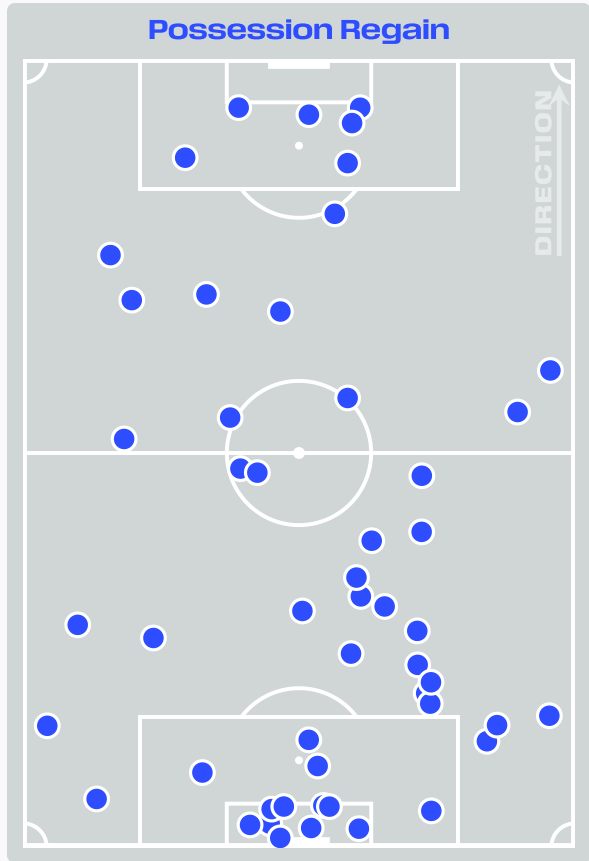
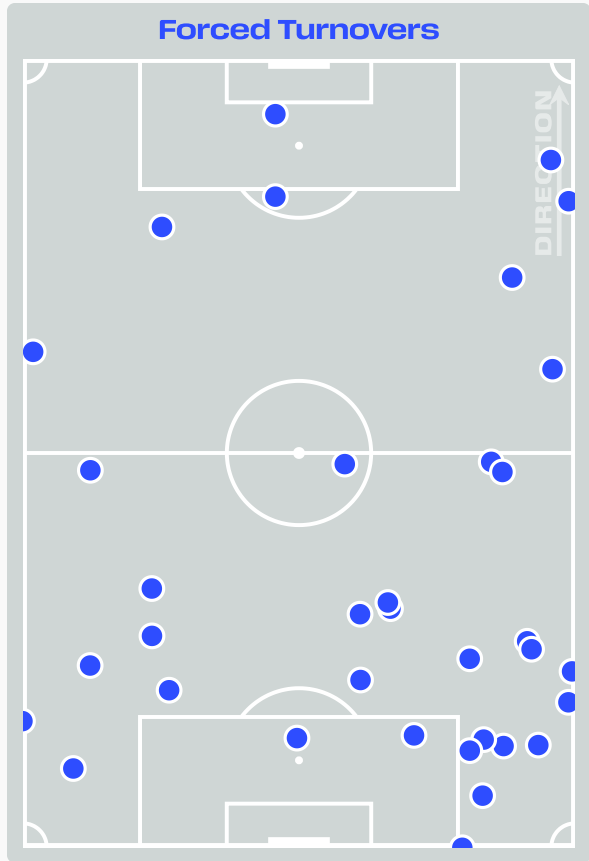
**Interceptions**

**24**

**Tackles**

**4.26**

**Possession Actions / Defensive Action**



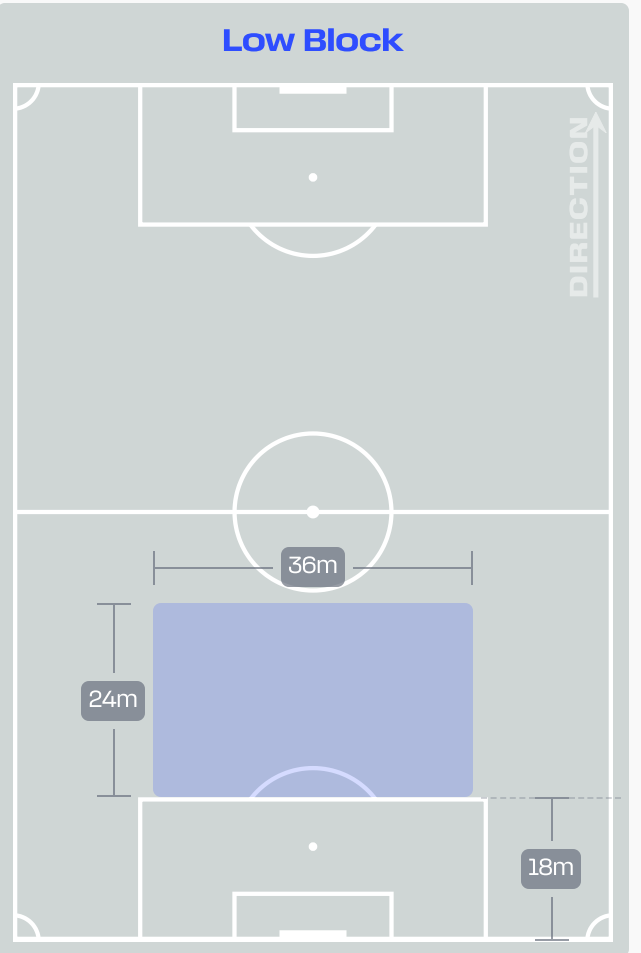
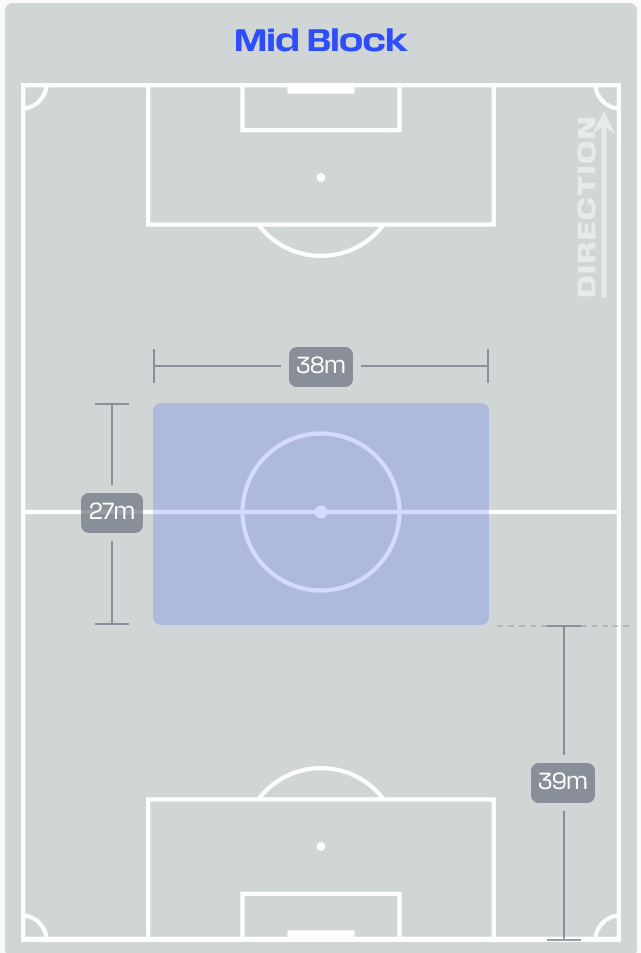
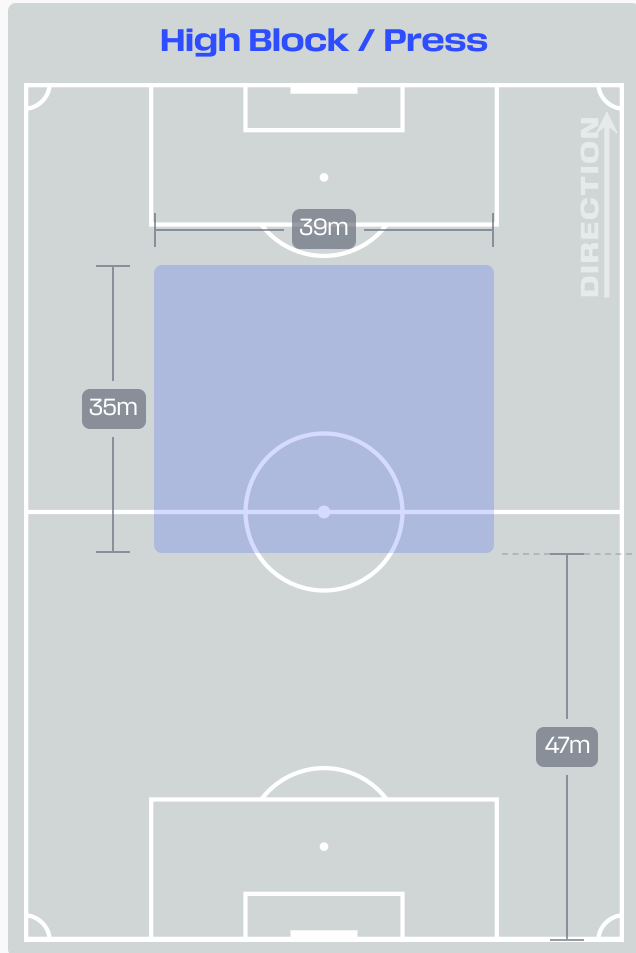
### Most Possession Regains

8

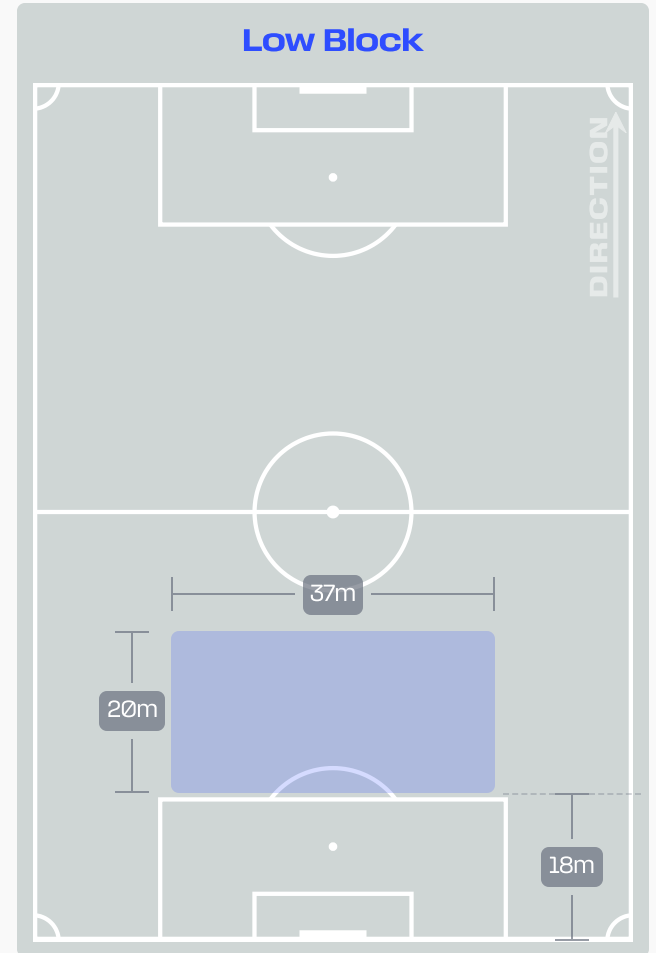
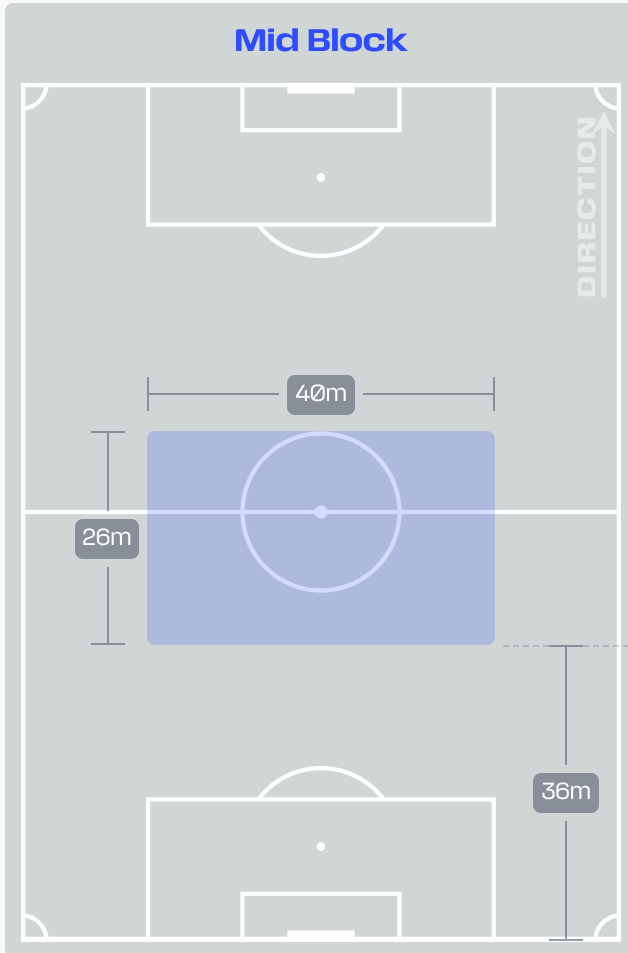
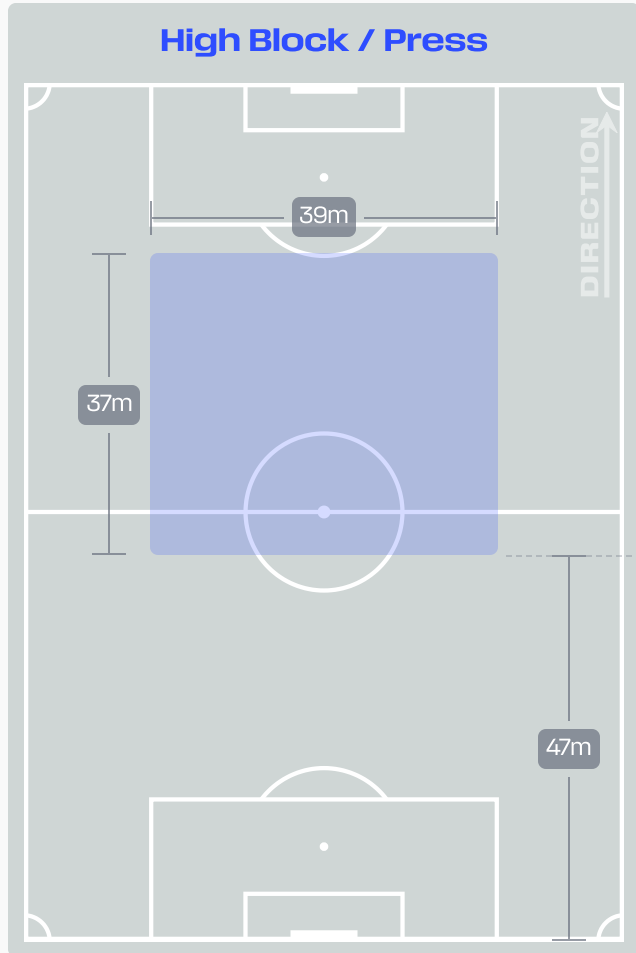
**Angus GUNN**  
GOALKEEPER

#	Player	Total Possession Regains
1	Angus GUNN	8
2	Aaron HICKEY	7
3	Andy ROBERTSON	2
4	Scott McTOMINAY	0
5	Grant HANLEY	6
7	John McGINN	0
10	Che ADAMS	1
13	Jack HENDRY	2
17	Ben GANNON-DOAK	2
19	Lewis FERGUSON	7
20	Lawrence SHANKLAND	1
9	Lyndon DYKES	1
11	Ryan CHRISTIE	1
22	Nathan PATTERSON	1
23	Kenny McLEAN	0
25	Findlay CURTIS	0

# Defensive Line Height & Team Length



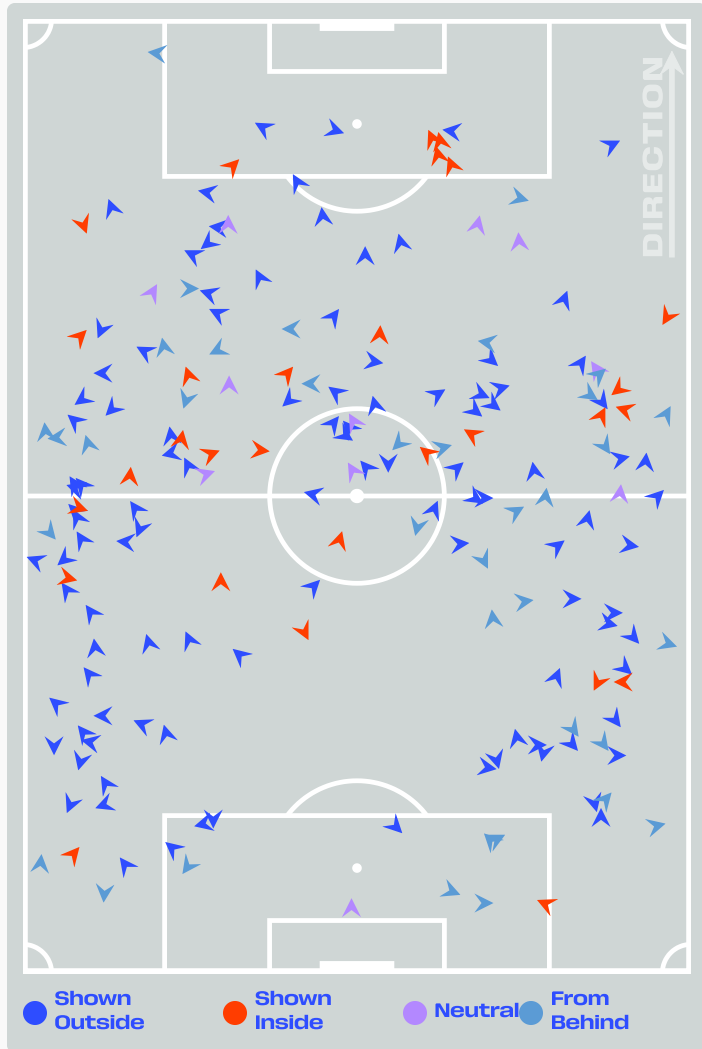
# Defensive Line Height & Team Length



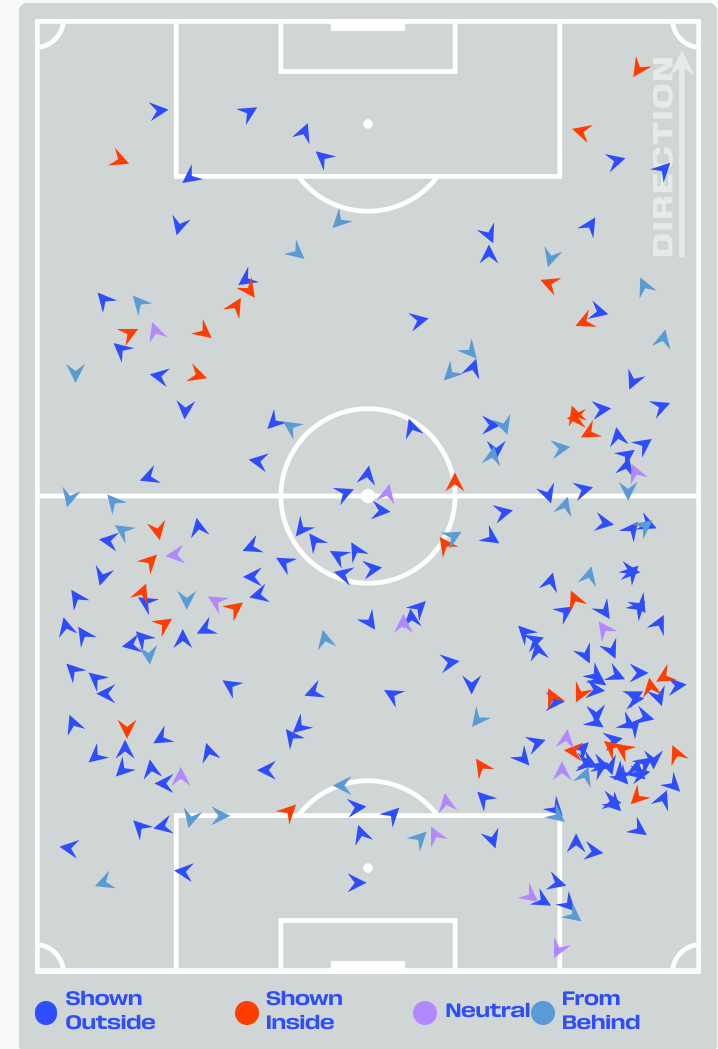
# Defensive Pressure



Haiti



Scotland



185	Total Pressures	230
35	Direct Pressures	39
1.52s	Avg Pressure Duration	1.85s
29	Forced Turnovers	35
14.86s	Ball Recovery Time	21.55s
79	Pushing on into Pressing	99
166	Pushing on	211
29	Pressing Direction Inside	33
108	Pressing Direction Outside	150

**Most Direct Pressures**

**10**

**Danley JEAN JACQUES**  
RIGHT CENTRE MIDFIELD

**Most Direct Pressures**

**7**

**Lewis FERGUSON**  
LEFT CENTRE MIDFIELD

# GOALKEEPING



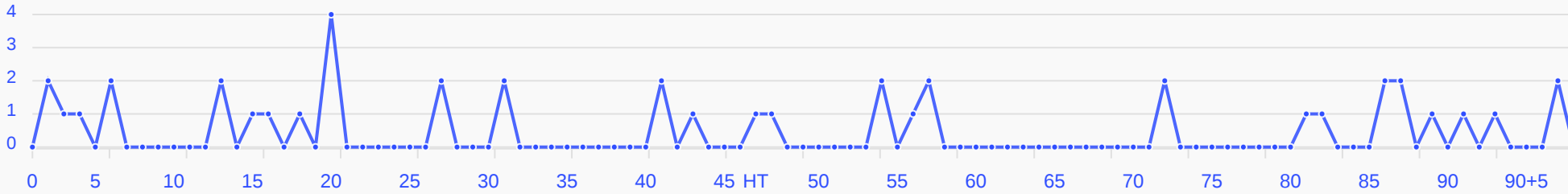
Haiti v Scotland

# Goalkeeping Involvement



**Haiti**

### Haiti GK Involvement Timeline



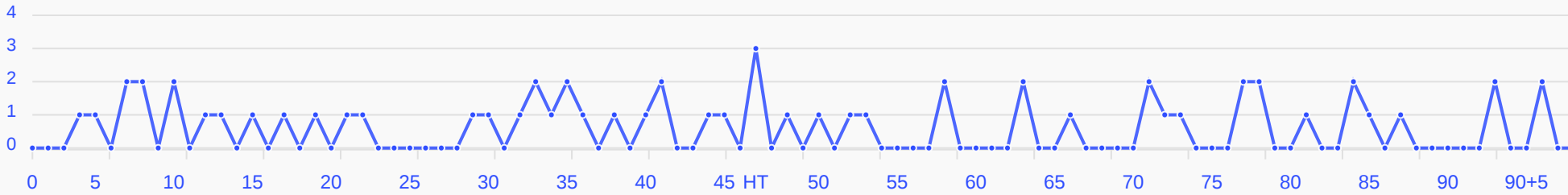
**44**

**Total Involvements**



**Scotland**


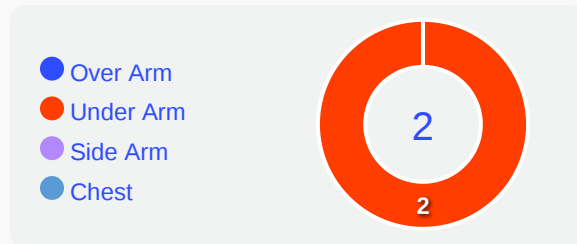
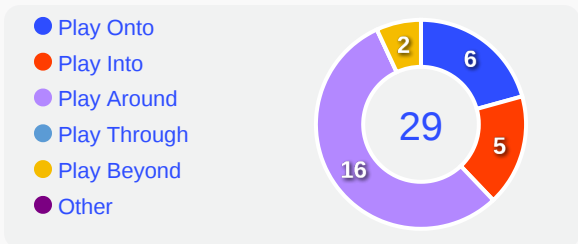
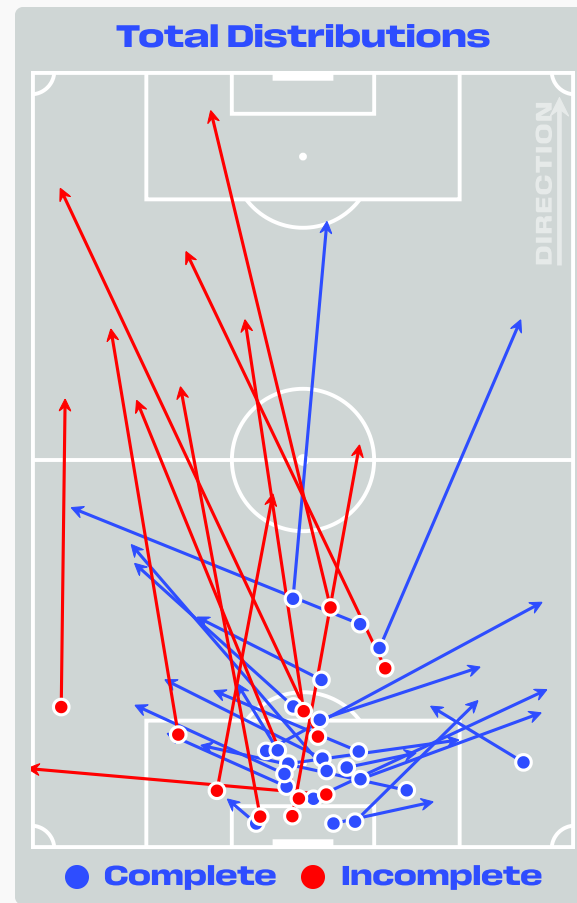
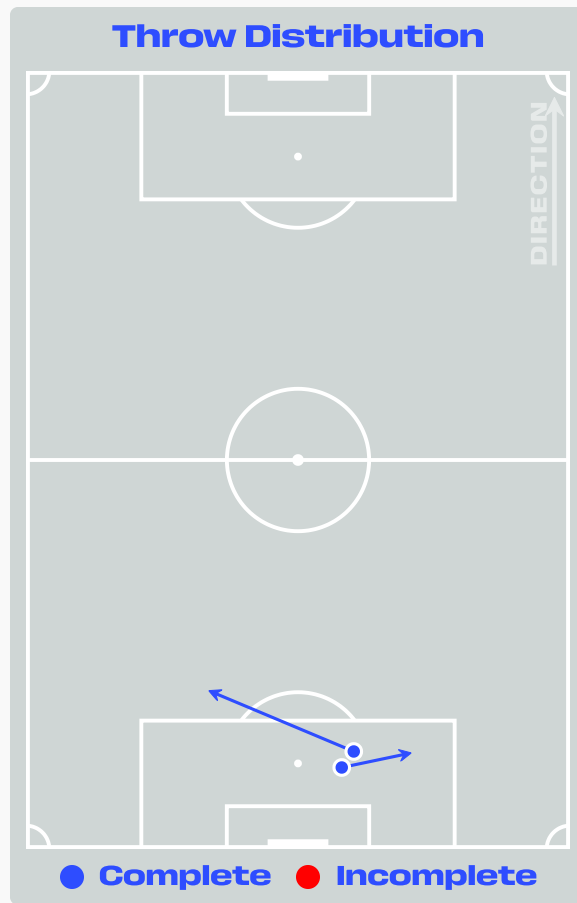
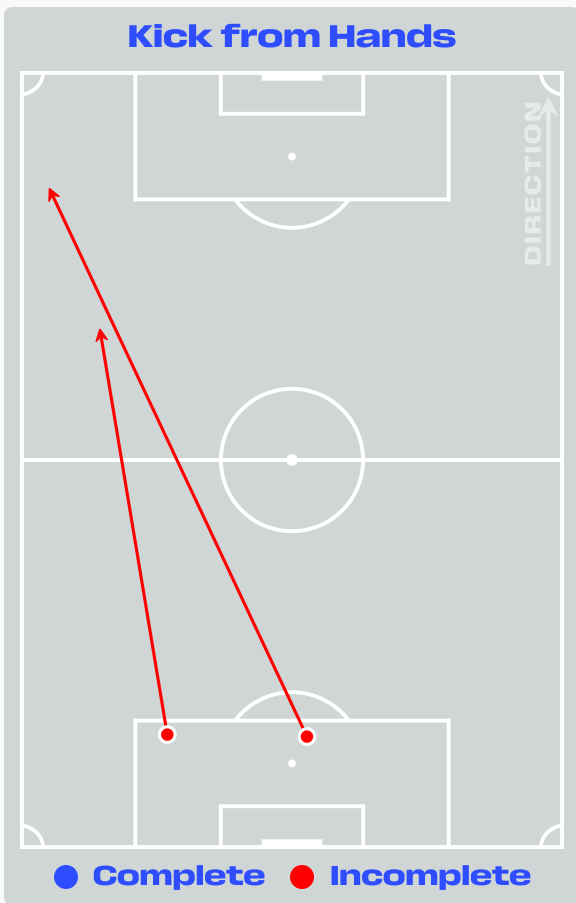
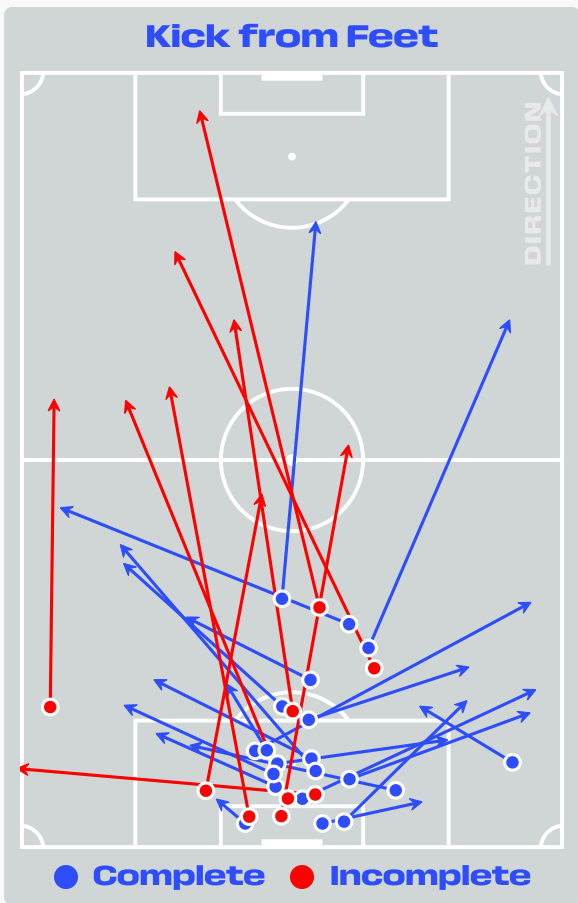
### Scotland GK Involvement Timeline




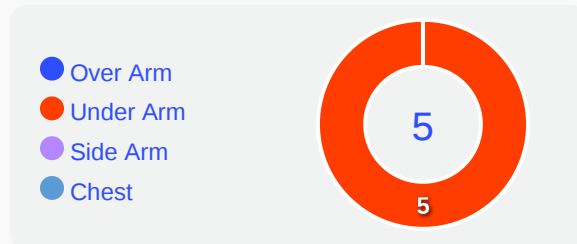
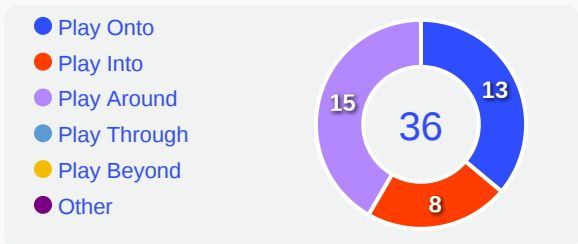
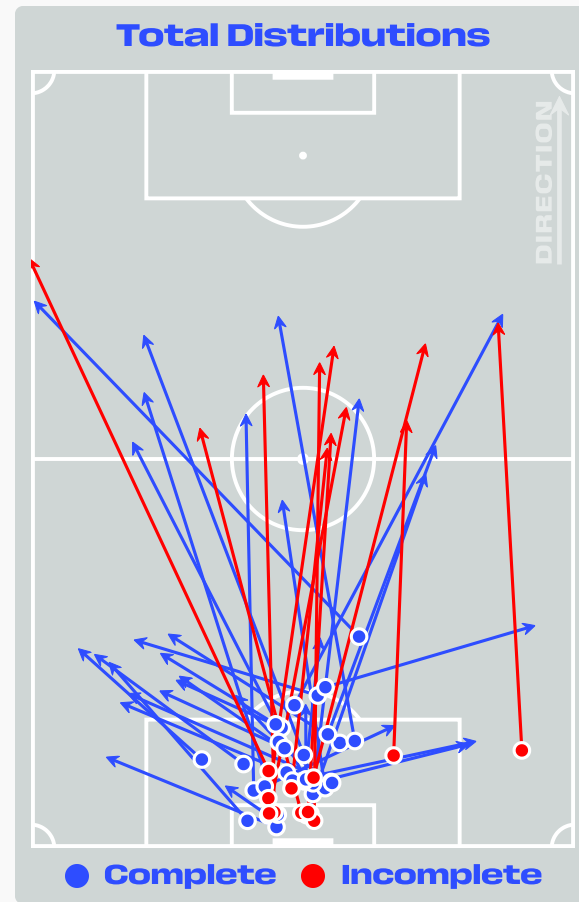
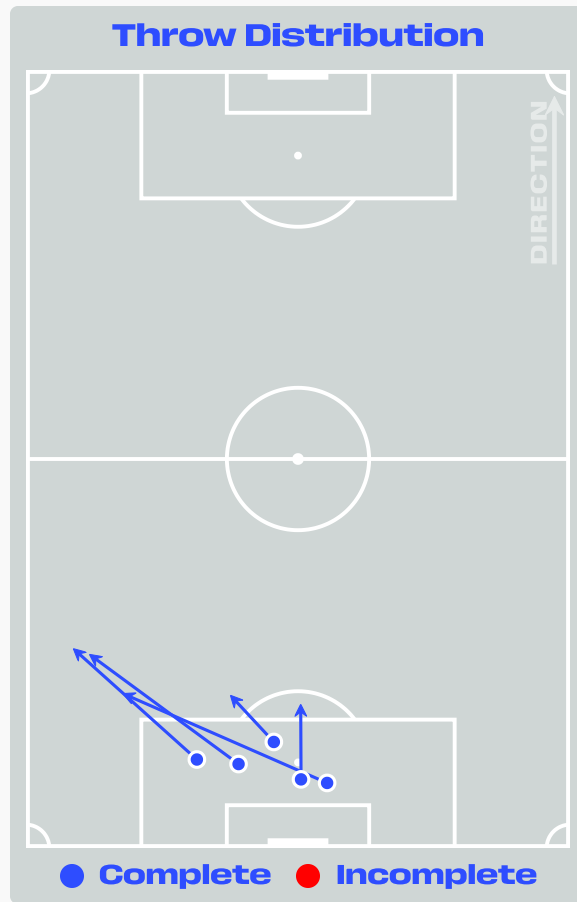
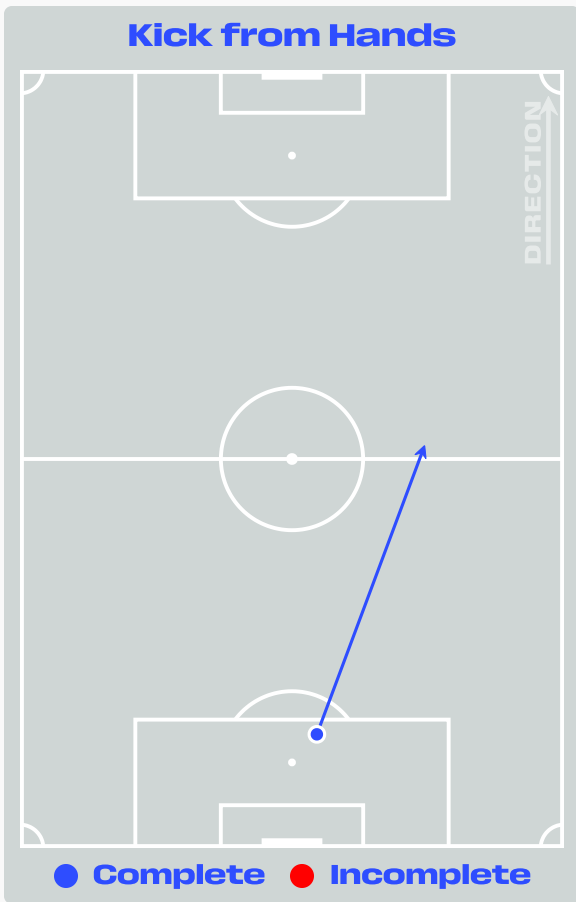
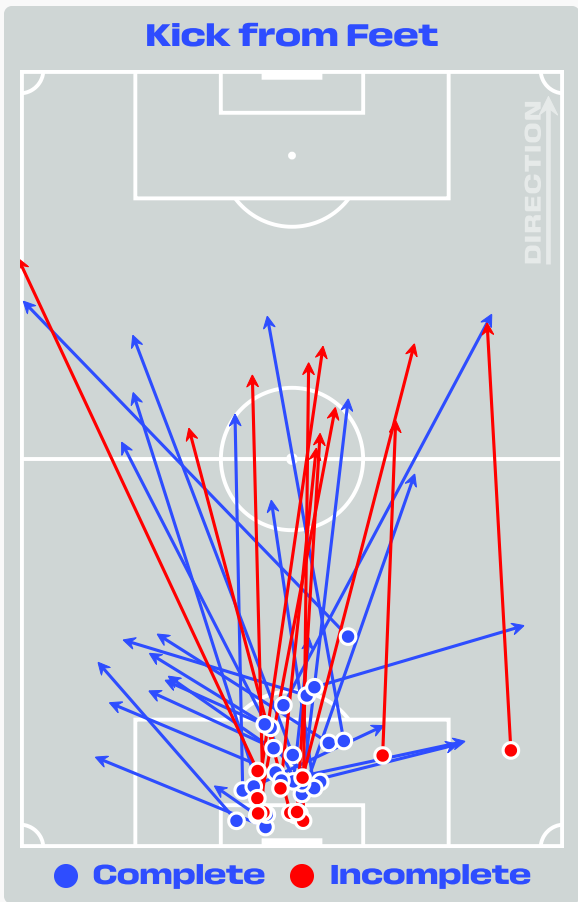
**60**

**Total Involvements**

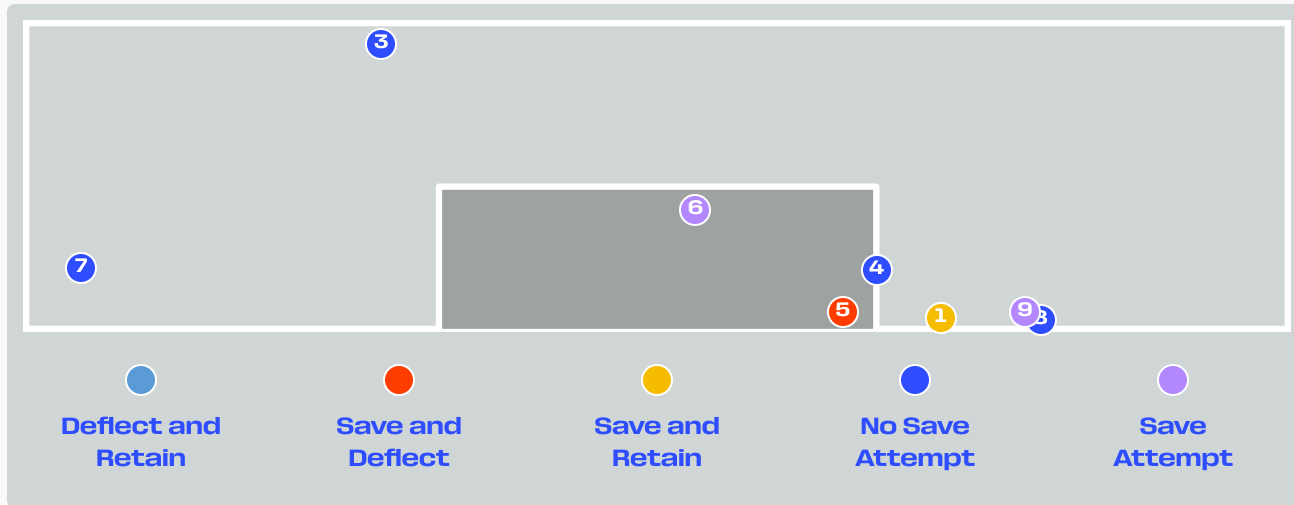
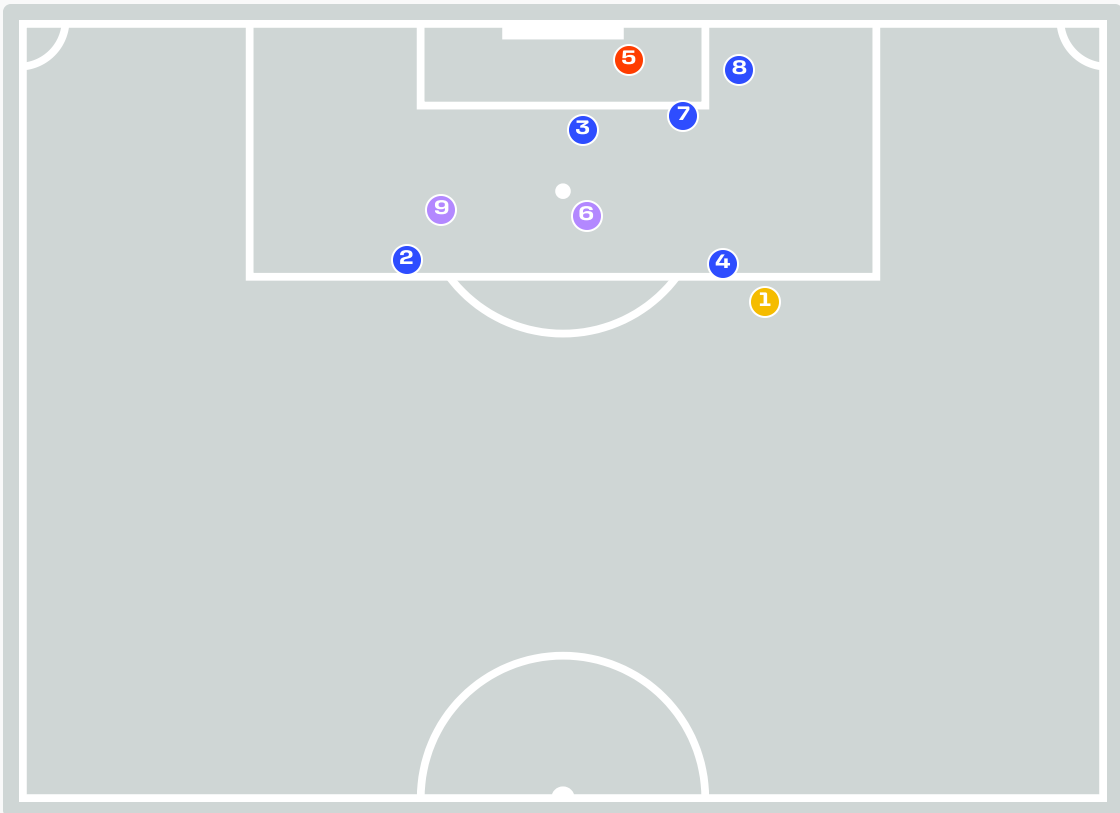
# Goalkeeping Distribution



# Goalkeeping Distribution

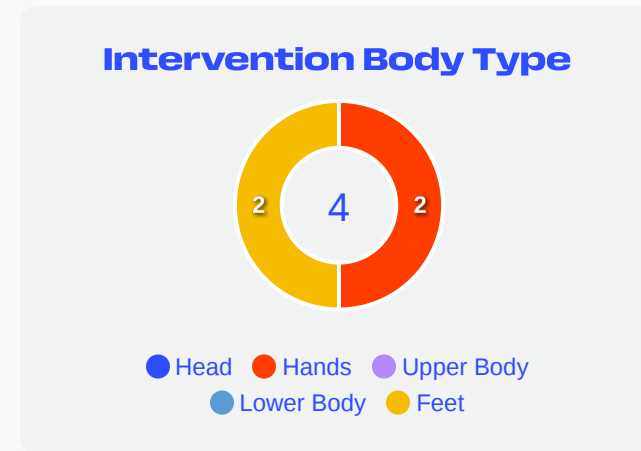
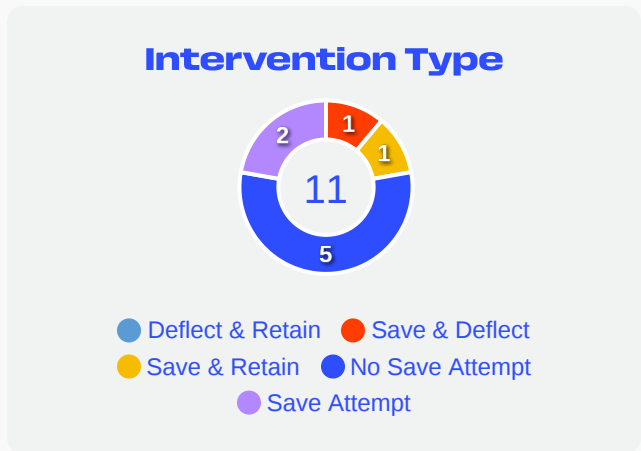


# Goal Prevention



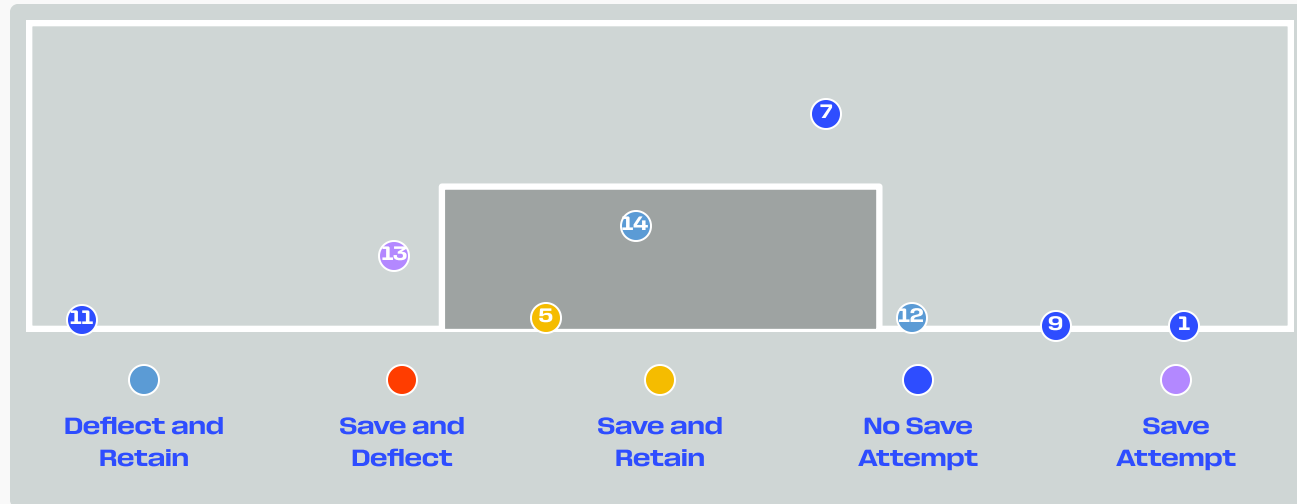
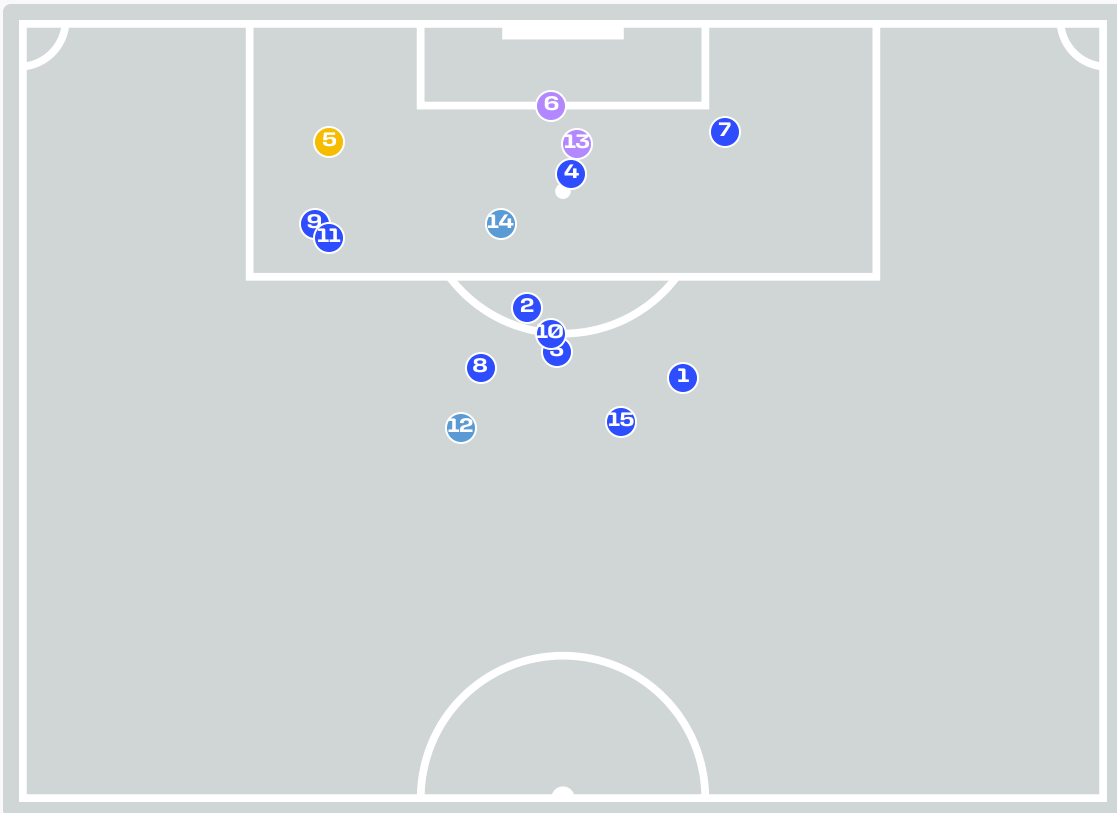
**9**  
Total Attempts on Goal Faced

**50**  
Save %



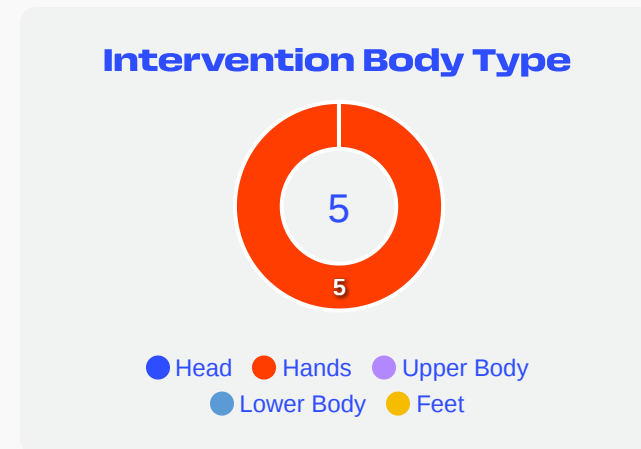
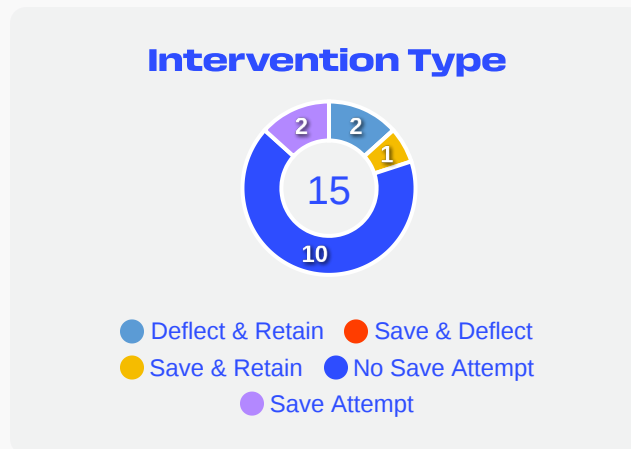
Total Attempts on Goal Faced	Total Goal Interventions	Save & Retain	Deflect & Retain	Save & Deflect	Save Attempt	No Save Attempt
9	2	1	0	1	2	5

# Goal Prevention



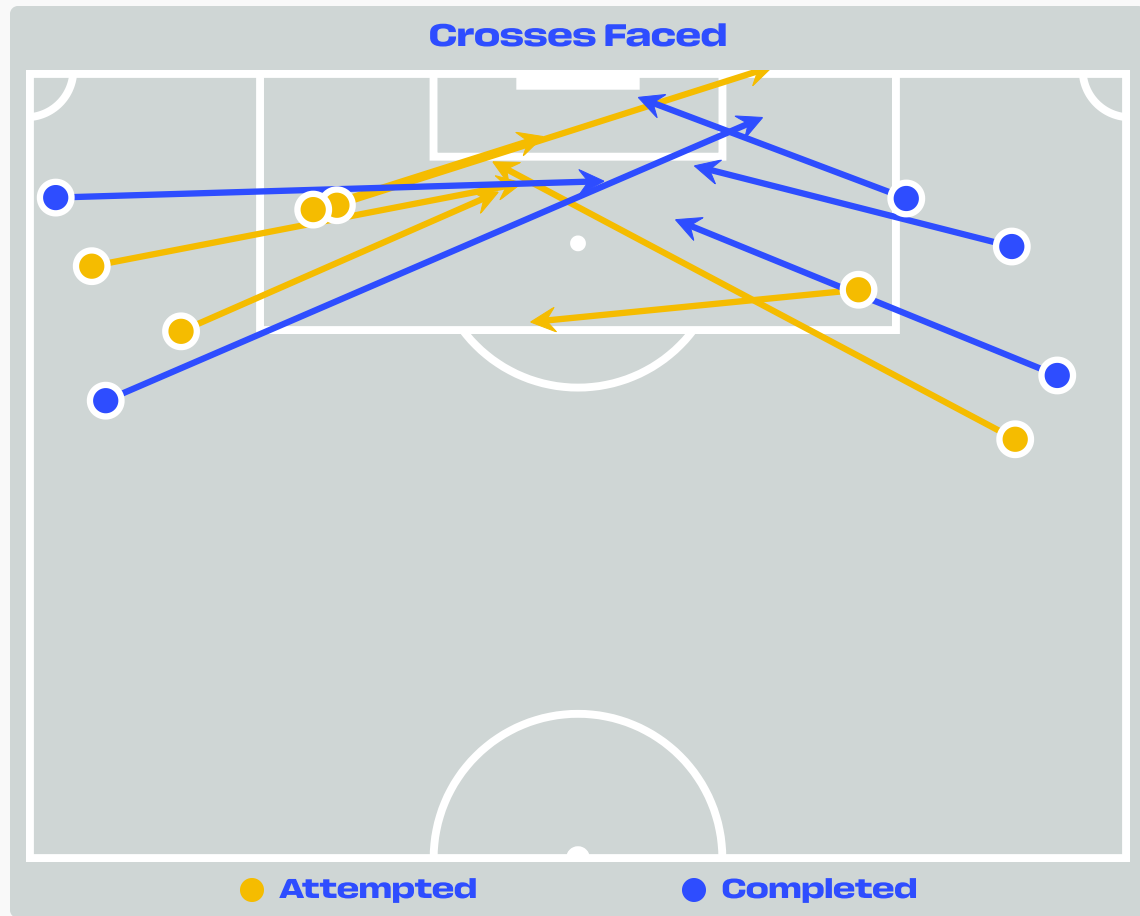



**15**  
Total Attempts on Goal Faced

**100**  
Save %



Total Attempts on Goal Faced	Total Goal Interventions	Save & Retain	Deflect & Retain	Save & Deflect	Save Attempt	No Save Attempt
15	1	1	2	0	2	10

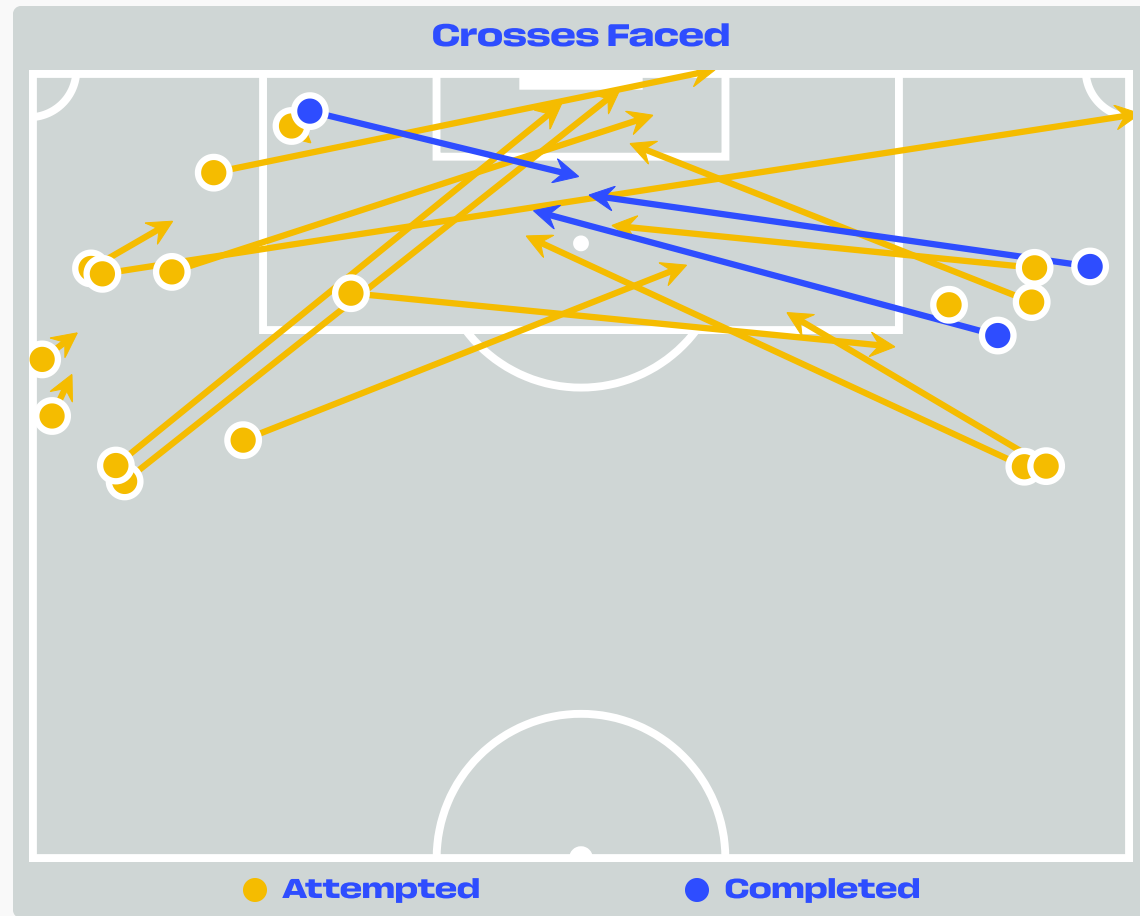


# Aerial Control



**Delivery Types Faced**

Total	In Swing	Out Swing	Driven	Lofted	Cutback	Push
16	5	7	0	2	1	1

# Aerial Control



**Delivery Types Faced**

Total	In Swing	Out Swing	Driven	Lofted	Cutback	Push
26	10	13	0	1	0	2

# SET PLAYS



Haiti v Scotland

# Set Plays



**40**  
Total Set Plays

**22**  
Total Free Kicks

**0**  
Total Penalties

**4**  
Total Corners

**14**  
Total Throw Ins

Free Kicks	
Type	Total
Direct	21
Direct (on target)	0
Direct (off target)	0
Indirect	1

Corners			
Delivery Type	From Left Side	From Right Side	Total
Direct to Area	2	1	3
Short	1	0	1
Edge of Penalty Area	0	0	0

Corners	
Delivery Style	Total
Inswing	2
Outswing	1
Driven	0
Lofted	0

## Set Plays

52

Total Set Plays

26

Total Free Kicks

0

Total Penalties

3

Total Corners

23

Total Throw Ins

## Free Kicks

Type	Total
Direct	23
Direct (on target)	0
Direct (off target)	0
Indirect	3

## Corners

Delivery Type	From Left Side	From Right Side	Total
Direct to Area	1	2	3
Short	0	0	0
Edge of Penalty Area	0	0	0

## Corners

Delivery Style	Total
Inswing	3
Outswing	0
Driven	0
Lofted	0

# INDIVIDUAL DATA IN POSSESSION



Haiti v Scotland

## In Possession - Distributions



#	Player	Passes Attempted	Passes Completed	Pass Completion %	Switches of Play	Crosses Attempted	Crosses Completed	Line Breaks Attempted	Line Breaks Completed	Line Break Completion %	Ball Progressions	Take Ons	Step Ins	Attempts at Goal	Goals
1	Johny PLACIDE	33	22	67%	0	0	0	11	3	27%	0	0	0	0	0
2	Carlens ARCUS	41	37	90%	0	2	1	6	5	83%	0	0	0	0	0
4	Ricardo ADE	61	54	89%	1	0	0	16	11	69%	0	0	0	1	0
5	Hannes DELCROIX	67	67	100%	1	1	0	16	16	100%	1	0	1	0	0
8	Martin EXPERIENCE	47	40	85%	1	5	0	14	10	71%	3	1	2	1	0
10	Jean-Ricner BELLEGARDE	62	52	84%	1	7	2	19	12	63%	3	2	1	3	0
11	Louicius DEEDSON	6	5	83%	0	4	1	3	2	67%	6	5	1	1	0
15	Ruben PROVIDENCE	23	22	96%	0	4	1	2	1	50%	4	4	0	3	0
17	Danley JEAN JACQUES	49	44	90%	0	2	0	19	17	89%	1	0	1	0	0
18	Wilson ISIDOR	8	6	75%	0	0	0	1	1	100%	0	0	0	2	0
20	Frantzdy PIERROT	5	4	80%	0	0	0	0	0	0%	1	1	0	3	0
16	Lenny JOSEPH	4	2	50%	0	0	0	1	1	100%	2	2	0	0	0
19	Yassin FORTUNE	5	5	100%	0	0	0	2	1	50%	1	1	0	0	0
21	Josue CASIMIR	20	18	90%	0	1	0	4	4	100%	2	2	0	1	0



# In Possession - Offers & Receptions

			Offer movement types						
#	Player	Total Offers	In Front	In Between	Out to In	In to Out	In Behind	No Movement	Offers Received
1	Johny PLACIDE	4	0	0	0	0	0	4	3
2	Carlens ARCUS	16	1	6	0	0	3	6	6
4	Ricardo ADE	4	0	0	0	0	1	3	2
5	Hannes DELCROIX	6	1	0	0	0	0	5	4
8	Martin EXPERIENCE	46	9	2	0	2	20	13	16
10	Jean-Ricner BELLEGARDE	33	12	8	0	0	4	9	16
11	Louicius DEEDSON	25	5	2	0	0	13	5	10
15	Ruben PROVIDENCE	27	3	9	0	0	8	7	11
17	Danley JEAN JACQUES	27	16	1	0	0	1	9	15
18	Wilson ISIDOR	19	0	8	0	0	11	0	1
20	Frantzdy PIERROT	24	0	6	0	3	14	1	2
16	Lenny JOSEPH	21	2	2	0	2	15	0	4
19	Yassin FORTUNE	4	1	0	0	1	0	2	1
21	Josue CASIMIR	11	0	0	0	1	9	1	3

## In Possession - Distributions



#	Player	Passes Attempted	Passes Completed	Pass Completion %	Switches of Play	Crosses Attempted	Crosses Completed	Line Breaks Attempted	Line Breaks Completed	Line Break Completion %	Ball Progressions	Take Ons	Step Ins	Attempts at Goal	Goals
1	Angus GUNN	42	31	74%	0	0	0	18	11	61%	0	0	0	0	0
2	Aaron HICKEY	42	38	90%	0	1	0	10	8	80%	1	1	0	0	0
3	Andy ROBERTSON	54	38	70%	1	6	3	27	15	56%	1	1	0	0	0
4	Scott McTOMINAY	29	27	93%	1	0	0	9	9	100%	3	3	0	2	0
5	Grant HANLEY	48	44	92%	3	0	0	11	8	73%	0	0	0	0	0
7	John McGINN	11	10	91%	0	2	0	5	5	100%	2	1	1	2	1
10	Che ADAMS	11	6	55%	0	0	0	5	2	40%	0	0	0	1	0
13	Jack HENDRY	54	51	94%	1	0	0	14	12	86%	3	0	3	0	0
17	Ben GANNON-DOAK	22	18	82%	0	3	2	3	2	67%	7	6	1	2	0
19	Lewis FERGUSON	45	39	87%	0	1	0	11	9	82%	1	0	1	0	0
20	Lawrence SHANKLAND	17	8	47%	0	0	0	2	0	0%	0	0	0	2	0
9	Lyndon DYKES	6	3	50%	0	0	0	2	0	0%	0	0	0	0	0
11	Ryan CHRISTIE	5	3	60%	0	0	0	0	0	0%	2	2	0	0	0
22	Nathan PATTERSON	7	4	57%	0	0	0	3	1	33%	0	0	0	0	0
23	Kenny McLEAN	2	2	100%	0	1	1	2	2	100%	0	0	0	0	0
25	Findlay CURTIS	2	2	100%	0	2	0	2	2	100%	1	1	0	0	0

# In Possession - Offers & Receptions

			Offer movement types						
#	Player	Total Offers	In Front	In Between	Out to In	In to Out	In Behind	No Movement	Offers Received
1	Angus GUNN	6	0	0	0	0	0	6	2
2	Aaron HICKEY	26	13	0	0	0	2	11	11
3	Andy ROBERTSON	29	3	1	0	2	13	10	10
4	Scott McTOMINAY	44	20	12	1	1	7	3	14
5	Grant HANLEY	15	1	0	0	0	0	14	9
7	John McGINN	27	3	17	0	0	5	2	9
10	Che ADAMS	27	0	8	0	2	16	1	7
13	Jack HENDRY	9	1	1	1	0	0	6	7
17	Ben GANNON-DOAK	25	2	1	3	1	11	7	10
19	Lewis FERGUSON	51	29	15	0	1	1	5	24
20	Lawrence SHANKLAND	51	0	20	1	1	25	4	10
9	Lyndon DYKES	5	0	1	0	0	4	0	0
11	Ryan CHRISTIE	3	0	1	0	0	0	2	0
22	Nathan PATTERSON	0	0	0	0	0	0	0	0
23	Kenny McLEAN	3	2	1	0	0	0	0	0
25	Findlay CURTIS	8	0	1	0	0	5	2	2

# INDIVIDUAL DATA OUT OF POSSESSION



Haiti v Scotland

# Out of Possession



#	Player	Tackles Made / Won	Blocks	Interceptions	Pressing Direct	Pressing Indirect	Duels Won - Aerial	Duels Won - Physical	Possession Contests won	Clearances	Loose Ball Receptions	Pushing On	Pushing On into Pressing	Possession Regains	Possession Interrupted
1	Johny PLACIDE	0 / 0	0	0	0	0	0	0	0	0	3	0	0	4	0
2	Carlens ARCUS	2 / 0	1	1	2	9	0	1	1	3	2	18	6	5	1
4	Ricardo ADE	2 / 0	2	2	1	5	1	0	1	6	3	9	2	5	5
5	Hannes DELCROIX	2 / 2	3	2	1	2	1	2	4	6	3	8	1	9	3
8	Martin EXPERIENCE	5 / 1	3	0	6	18	1	0	1	5	8	21	14	3	7
10	Jean-Ricner BELLEGARDE	3 / 1	3	1	5	14	1	0	2	1	5	11	6	5	3
11	Louicius DEEDSON	0 / 0	2	1	3	17	0	0	0	3	1	15	10	2	3
15	Ruben PROVIDENCE	2 / 0	2	0	3	16	0	0	1	0	7	16	12	0	2
17	Danley JEAN JACQUES	4 / 2	4	0	10	13	1	0	1	4	5	26	6	6	4
18	Wilson ISIDOR	0 / 0	1	0	0	27	3	0	3	0	1	24	11	1	0
20	Frantzdy PIERROT	0 / 0	0	0	1	18	4	1	5	2	1	12	8	0	0
16	Lenny JOSEPH	0 / 0	0	0	0	6	0	0	0	0	0	0	0	0	0
19	Yassin FORTUNE	0 / 0	0	0	0	0	0	0	0	0	0	1	0	0	0
21	Josue CASIMIR	2 / 0	0	0	3	5	1	0	1	1	5	5	3	0	1

## Out of Possession



#	Player	Tackles Made / Won	Blocks	Interceptions	Pressing Direct	Pressing Indirect	Duels Won - Aerial	Duels Won - Physical	Possession Contests won	Clearances	Loose Ball Receptions	Pushing On	Pushing On into Pressing	Possession Regains	Possession Interrupted
1	Angus GUNN	0 / 0	0	0	0	0	0	0	0	0	5	0	0	8	0
2	Aaron HICKEY	2 / 1	2	2	5	11	1	0	1	3	4	20	8	7	0
3	Andy ROBERTSON	2 / 0	2	0	1	10	0	0	0	2	3	21	6	2	3
4	Scott McTOMINAY	1 / 0	1	0	1	14	2	0	2	1	4	12	2	0	2
5	Grant HANLEY	1 / 1	3	0	2	2	3	0	3	4	4	10	3	6	2
7	John McGINN	1 / 0	0	0	1	16	0	0	0	0	4	14	9	0	0
10	Che ADAMS	2 / 0	0	0	3	20	5	0	5	0	0	18	10	1	0
13	Jack HENDRY	0 / 0	2	0	2	3	2	0	2	3	2	5	1	2	4
17	Ben GANNON-DOAK	3 / 1	2	0	4	33	0	0	0	1	3	19	16	2	2
19	Lewis FERGUSON	2 / 1	3	1	7	10	3	0	4	2	7	10	1	7	2
20	Lawrence SHANKLAND	3 / 0	0	0	7	29	4	1	6	0	4	38	18	1	1
9	Lyndon DYKES	0 / 0	1	0	1	7	2	0	2	2	0	8	3	1	2
11	Ryan CHRISTIE	3 / 0	3	0	4	17	0	0	0	0	3	13	11	1	1
22	Nathan PATTERSON	2 / 0	1	0	0	7	1	0	1	1	2	10	4	1	1
23	Kenny McLEAN	2 / 0	1	0	1	4	0	0	0	0	1	6	2	0	2
25	Findlay CURTIS	0 / 0	0	0	0	8	0	0	0	0	0	7	5	0	0

# INDIVIDUAL DATA PHYSICAL



Haiti v Scotland

## Physical Data



#	Player	Total Distance (m)	Zone 1: 0-7 km/h (m)	Zone 2: 7-15 km/h (m)	Zone 3: 15-20 km/h (m)	Zone 4: 20-25 km/h (m)	Zone 5: 25+ km/h (m)	High Speed Runs (Zone 3)	Sprints (Zone 4 & 5)	Top Speed (km/h)
1	Johny PLACIDE	4114.7	3302.1	747.1	48.2	17.3	0	5.0	1.0	23.4
2	Carlens ARCUS	10859.5	3954.7	4470.6	1641.9	671.7	120.6	153.0	44.0	28.8
4	Ricardo ADE	9710.9	4008.9	3912.3	1380.8	357.3	51.6	113.0	29.0	28.5
5	Hannes DELCROIX	10218.2	3890.3	4629.2	1246.1	344.6	108.1	110.0	28.0	31.2
8	Martin EXPERIENCE	11711.2	3590.0	5212.9	1945.4	782.7	180.1	155.0	60.0	30.2
10	Jean-Ricner BELLEGARDE	11719.9	3735.0	5454.3	2018.4	419.5	92.8	160.0	41.0	34.2
11	Louicius DEEDSON	7334.9	2664.7	2972.0	1034.4	557.8	106.1	83.0	38.0	30.8
15	Ruben PROVIDENCE	8839.5	3434.9	3461.3	1235.7	478.5	229.1	110.0	41.0	34.0
17	Danley JEAN JACQUES	12130.5	3729.6	5325.2	2216.4	695.3	164.1	178.0	50.0	33.3
18	Wilson ISIDOR	8628.5	3427.4	3224.4	1190.3	575.6	210.7	100.0	39.0	32.6
20	Frantzdy PIERROT	11021.6	3736.9	5203.7	1346.2	507.4	227.3	128.0	41.0	30.5
16	Lenny JOSEPH	2338.2	886.7	978.5	268.3	165.0	39.7	26.0	12.0	29.0
19	Yassin FORTUNE	1501.2	501.2	602.8	302.8	59.7	34.8	24.0	5.0	28.2
21	Josue CASIMIR	3609.2	1608.7	1237.3	361.7	274.3	127.2	26.0	23.0	33.5

## Physical Data



#	Player	Total Distance (m)	Zone 1: 0-7 km/h (m)	Zone 2: 7-15 km/h (m)	Zone 3: 15-20 km/h (m)	Zone 4: 20-25 km/h (m)	Zone 5: 25+ km/h (m)	High Speed Runs (Zone 3)	Sprints (Zone 4 & 5)	Top Speed (km/h)
1	Angus GUNN	5966.8	4446.5	1374.1	126.7	19.5	0	9.0	2.0	23.5
2	Aaron HICKEY	8361.4	3069.9	3665.5	1107.2	340.7	178.1	103.0	30.0	32.4
3	Andy ROBERTSON	10253.7	4368.5	3854.9	1124.9	643.7	261.6	104.0	42.0	31.9
4	Scott McTOMINAY	12324.6	3785.8	5515.0	2208.1	646.5	169.1	180.0	47.0	30.4
5	Grant HANLEY	9877.2	4466.3	4046.9	951.1	310.3	102.7	89.0	19.0	31.0
7	John McGINN	8970.2	3750.2	3420.5	1174.8	480.0	144.8	101.0	38.0	30.6
10	Che ADAMS	8559.2	3245.4	3506.0	1263.2	423.4	121.3	95.0	37.0	31.9
13	Jack HENDRY	10337.2	3986.0	4256.0	1276.7	594.0	224.6	126.0	44.0	30.1
17	Ben GANNON-DOAK	8463.3	3112.5	3337.8	1134.1	600.0	278.9	90.0	50.0	32.9
19	Lewis FERGUSON	11792.1	3314.5	6093.0	1600.5	502.4	281.7	131.0	39.0	31.1
20	Lawrence SHANKLAND	10242.4	3428.6	4480.0	1677.2	506.4	150.1	136.0	38.0	29.2
9	Lyndon DYKES	2781.6	819.7	1220.0	415.3	243.6	83.1	33.0	13.0	28.2
11	Ryan CHRISTIE	3061.2	783.5	1385.6	628.7	206.3	57.2	49.0	16.0	29.9
22	Nathan PATTERSON	2577.2	873.1	1167.3	293.7	149.0	94.1	27.0	13.0	31.6
23	Kenny McLEAN	1895.6	574.6	960.4	267.8	73.8	19.2	17.0	6.0	29.0
25	Findlay CURTIS	2108.2	577.3	987.6	309.4	135.3	98.7	24.0	12.0	31.2



TM