



# Korea Republic 2 - 1 Czechia

Group A - Match 2

11 June 2026

20:00 Kick Off

Guadalajara Stadium

## POST MATCH SUMMARY REPORT

# Match Summary - Teams



2 - 1

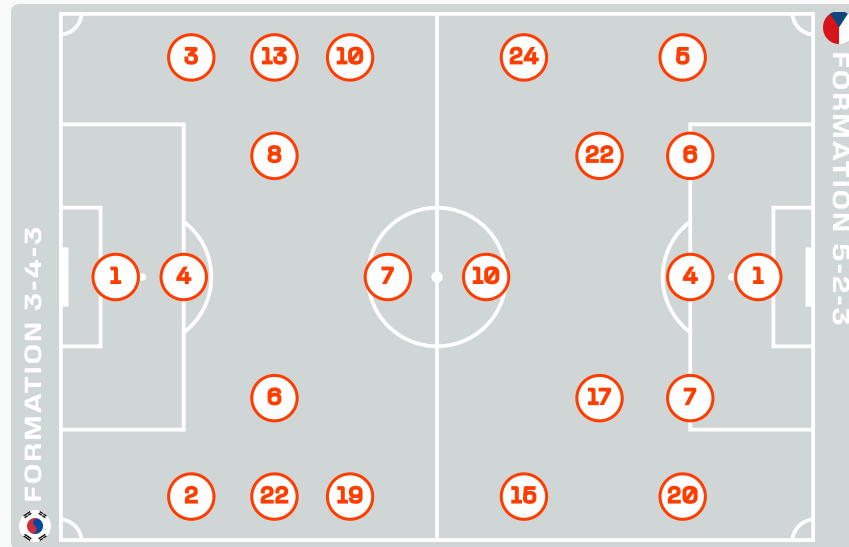


## STARTING

- 1 GK KIM Seunggyu
- 2 DF LEE Hanbeom
- 3 MF LEE Gihyuk 96'
- 4 DF KIM Minjae
- 6 MF HWANG Inbeom 67' ↓ 84'
- 7 FW SON Heungmin ↓ 69'
- 8 MF PAIK Seungho ↓ 84'
- 10 MF LEE Jaesung ↓ 62'
- 13 DF LEE Taeseok ↓ 69'
- 19 MF LEE Kangin
- 22 DF SEOL Youngwoo

## SUBSTITUTES

- 12 GK SONG Bumkeun
- 21 GK JO Hyeonwoo
- 5 DF KIM Taehyeon
- 9 FW CHO Guesung
- 11 MF HWANG Heechan ↑ 62'
- 14 DF CHO Wije
- 15 DF KIM Moonhwan
- 16 DF PARK Jinseob ↑ 84'
- 17 MF BAE Junho
- 18 FW OH Hyeongyu ↑ 69' 80'
- 20 MF YANG Hyunjun
- 23 DF CASTROP Jens
- 24 MF KIM Jingyu ↑ 84'
- 25 MF EOM Jisung ↑ 69'
- 26 MF LEE Donggyeong



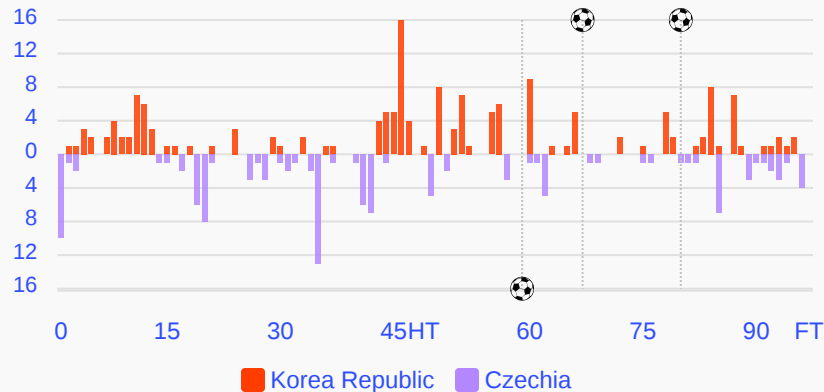
## STARTING

- Matej KOVAR GK 1
- Robin HRANAC DF 4
- Vladimir COUFAL DF 5
- Stepan CHALOUPEK DF 6
- 59' Ladislav KREJCI DF 7
- ↓ 64' Patrik SCHICK FW 10
- ↓ 64' Pavel SULC FW 15
- ↓ 64' Lukas PROVOD MF 17
- Jaroslav ZELENY DF 20
- Tomas SOUCEK MF 22
- ↓ 85' Alexandr SOJKA MF 24

## SUBSTITUTES

- Jindrich STANEK GK 16
- Lukas HORNICEK GK 23
- David ZIMA DF 2
- Tomas HOLES DF 3
- Vladimir DARIDA MF 8
- ↑ 64' Adam HLOZEK FW 9
- Jan KUCHTA FW 11
- Lukas CERV MF 12
- ↑ 85' Mojmir CHVTIL FW 13
- David JURASEK DF 14
- ↑ 64' Michal SADILEK MF 18
- ↑ 64' Tomas CHORY FW 19
- David DOUDERA DF 21
- Hugo SOCHUREK MF 25
- Denis VISINSKY FW 26

Distribution in the Final Third



# Match Summary - Key Statistics



2 - 1



## Possession

Total	55.8%	10.1%	34.2%	Total
2	Goals			1
1.77	xG (Expected Goals)			0.64
15 (6)	Attempts at Goal (On Target)			7 (4)
542 (483)	Total Passes (Complete)			327 (241)
89 %	Pass Completion %			74 %
92	Completed Line Breaks			54
10	Defensive Line Breaks			5
125	Receptions in the Final Third			77
17	Crosses			15
27	Ball Progressions			10
147 (22)	Defensive Pressures Applied (Direct Pressures)			301 (54)
30	Forced Turnovers			40
49	Second Balls			78
111.8 km	Total Distance Covered			117.6 km
5.4 km	Zone 4 - Low Speed Sprinting: 20-25 km/h			6 km



**Korea Republic**

**Phases of Play**

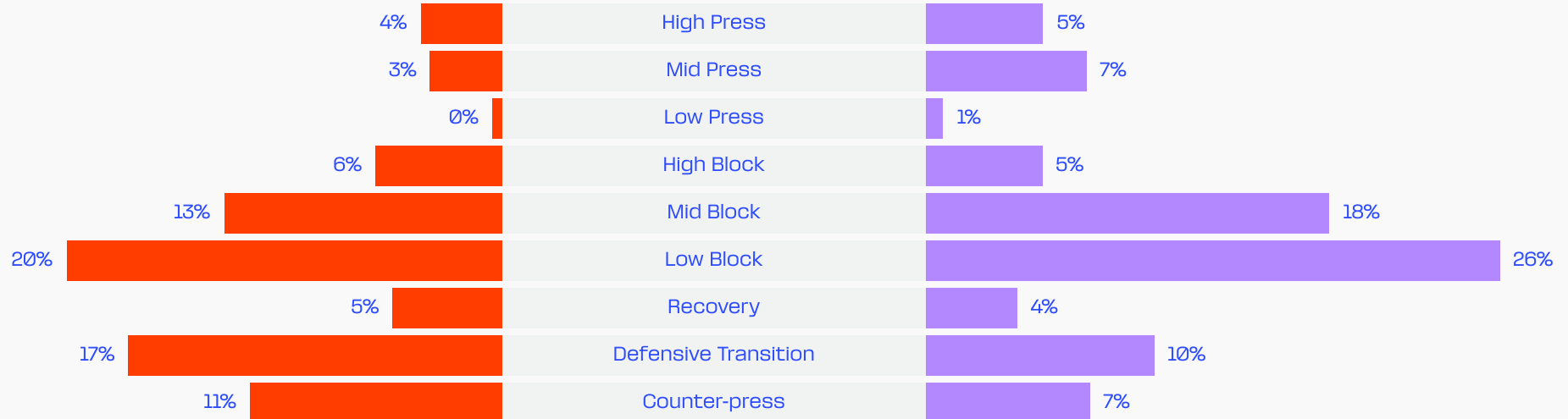
**Czechia**



**IN POSSESSION**



**OUT OF POSSESSION**

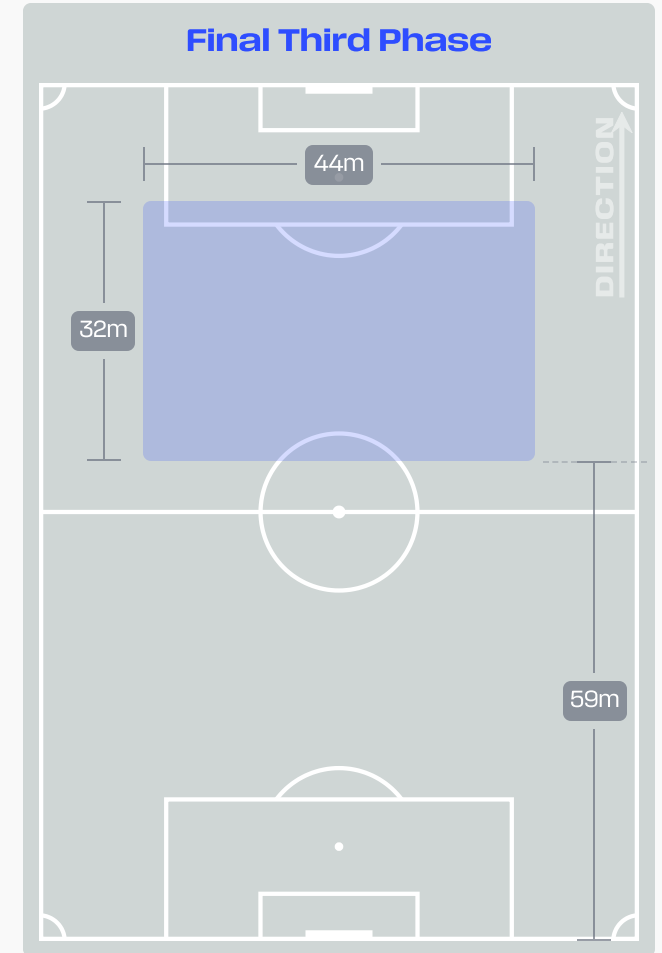
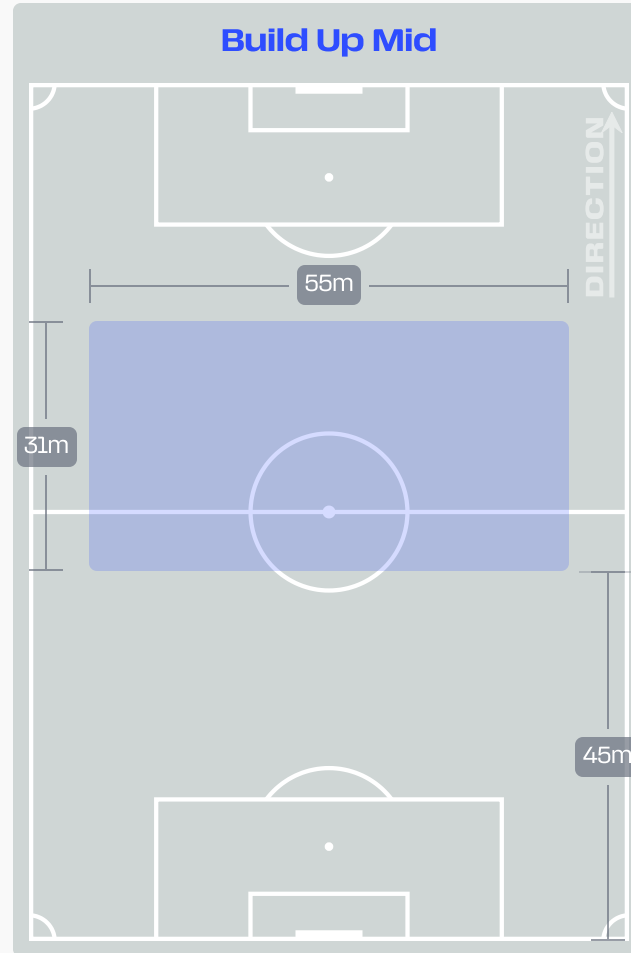
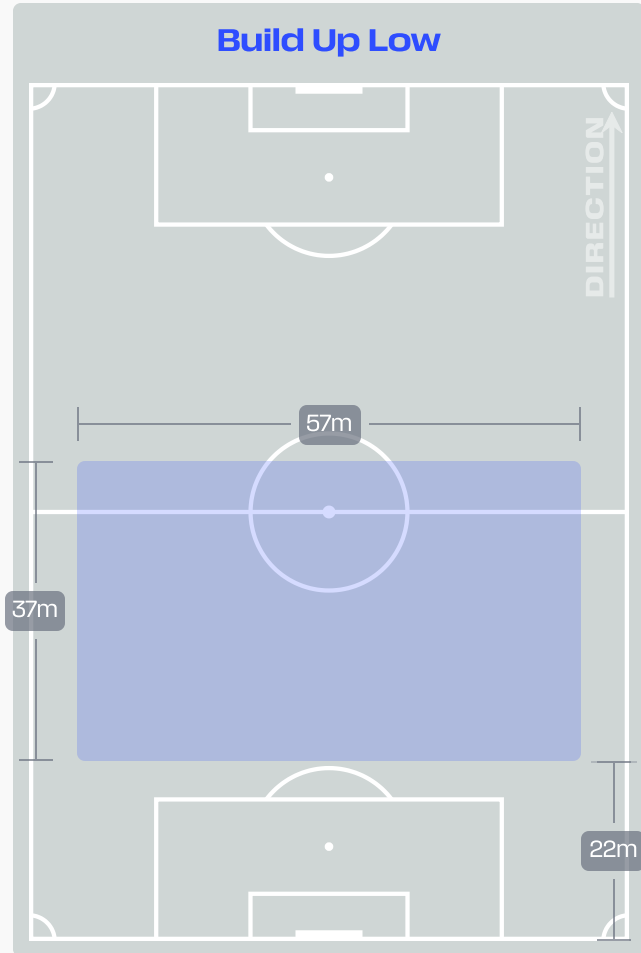


# IN POSSESSION

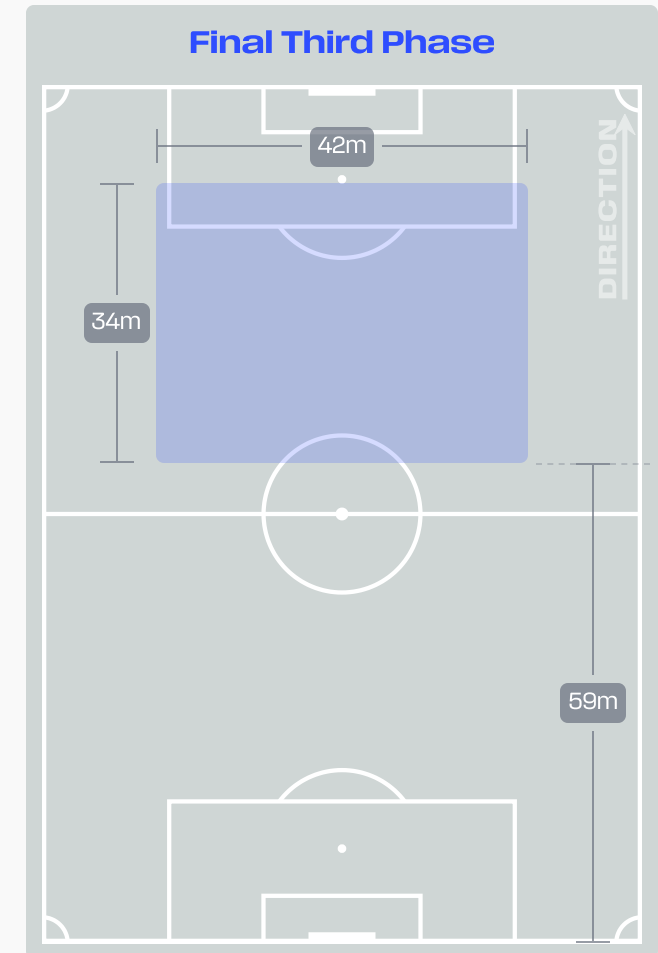
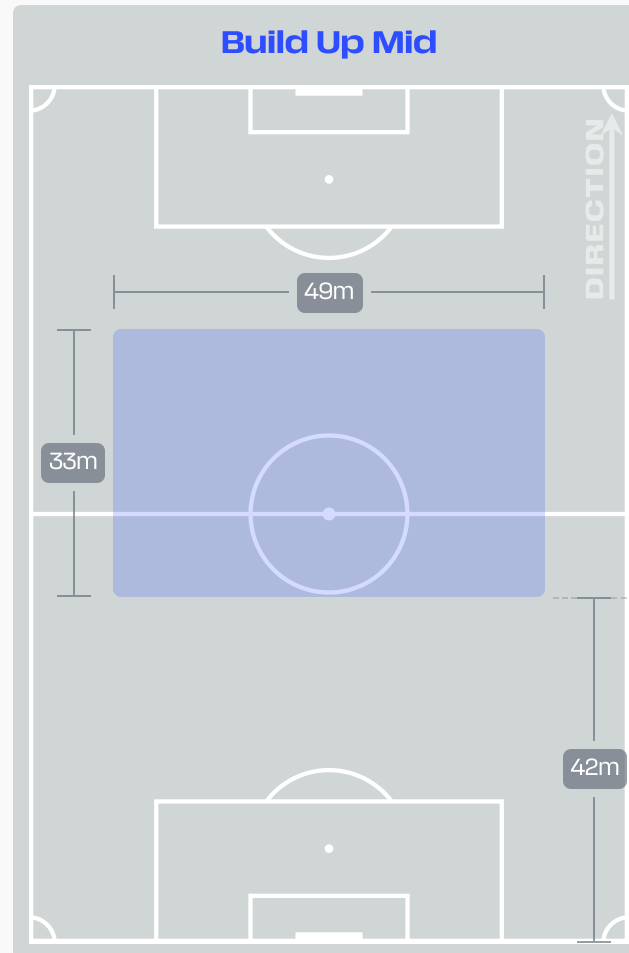
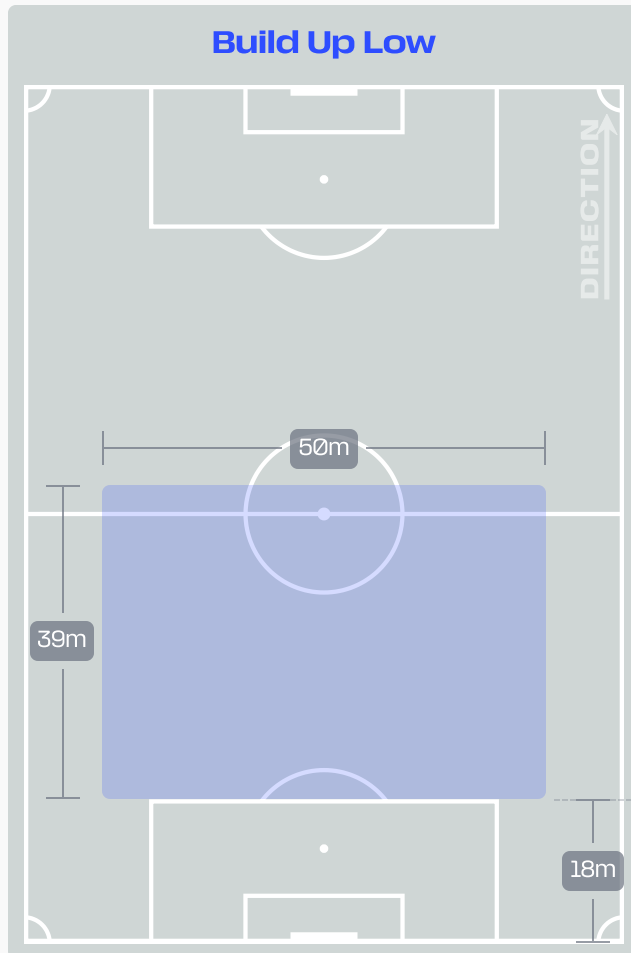


Korea Republic v Czechia

# In Possession Line Height & Team Length



# In Possession Line Height & Team Length



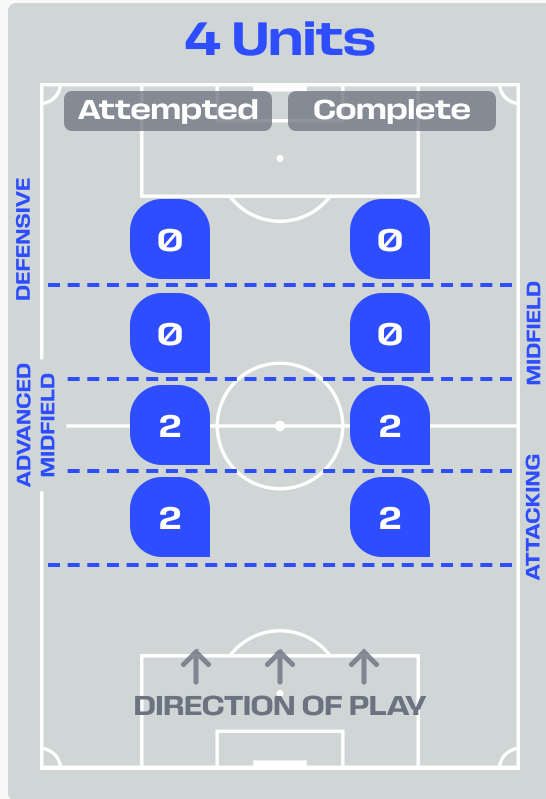
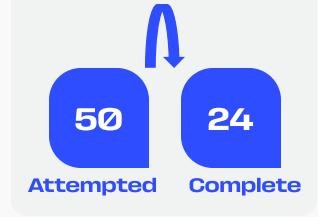
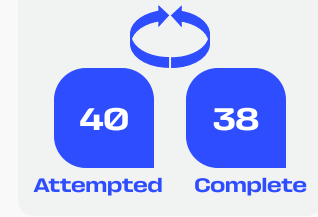
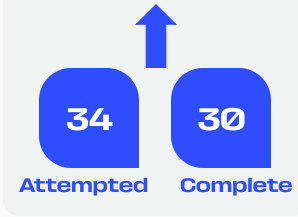
# Line Breaks



**Korea Republic**

Attempted Line Breaks

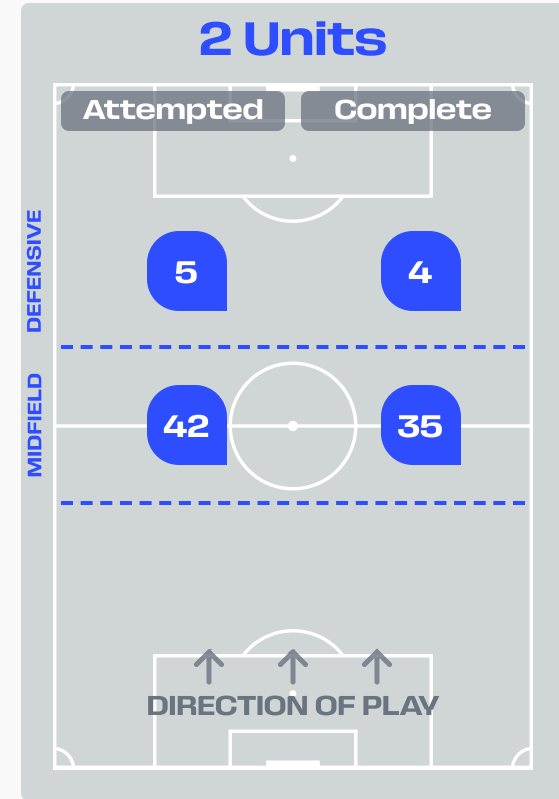
**124**



<b>Attempted Line Breaks</b>	<b>4</b>
Inside Shape	2
Outside Shape	2



<b>Attempted Line Breaks</b>	<b>73</b>
Inside Shape	49
Outside Shape	24



<b>Attempted Line Breaks</b>	<b>47</b>
Inside Shape	32
Outside Shape	15

# Line Breaks

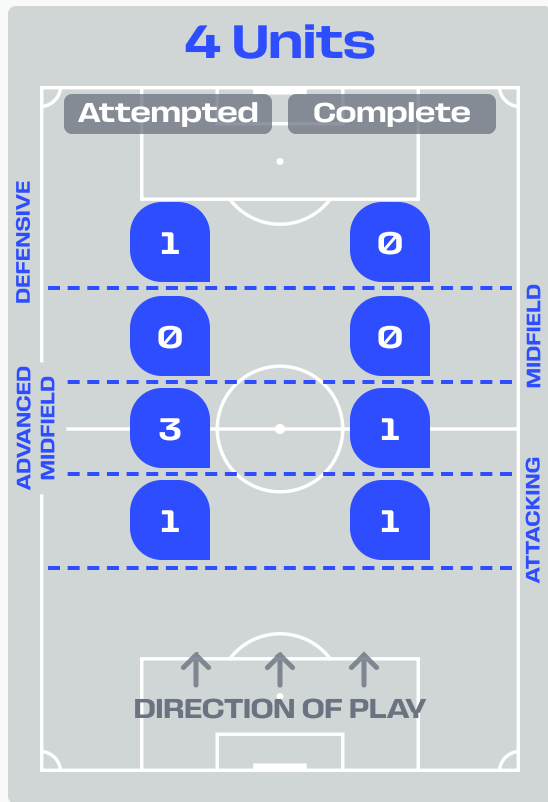


Attempted Line Breaks  
**109**

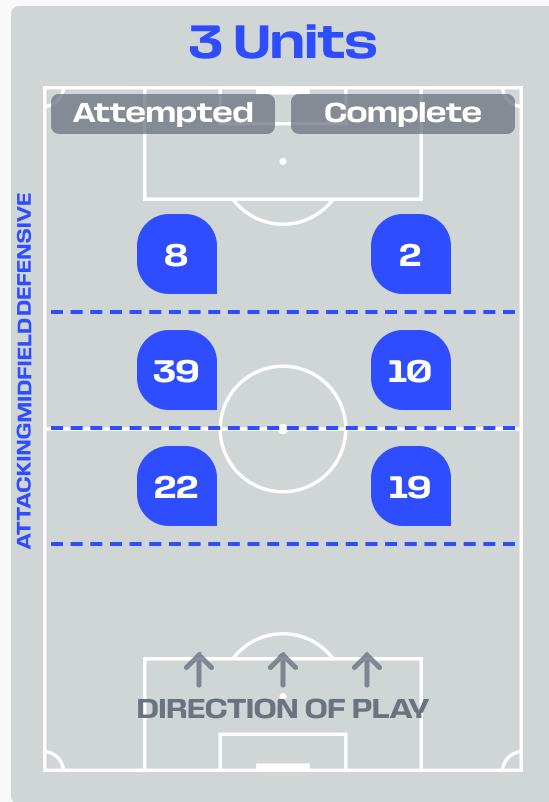
19 Attempted  
15 Complete

23 Attempted  
19 Complete

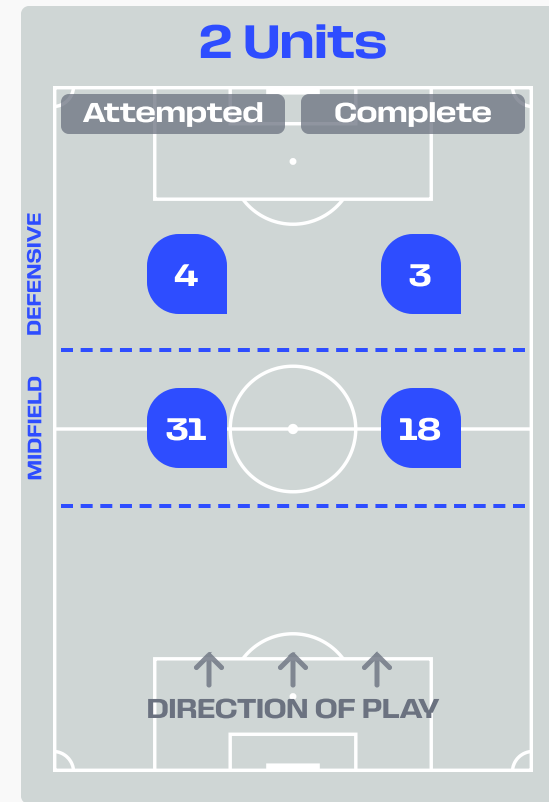
67 Attempted  
20 Complete



Attempted Line Breaks **5**  
 Inside Shape 3  
 Outside Shape 2



Attempted Line Breaks **69**  
 Inside Shape 50  
 Outside Shape 19



Attempted Line Breaks **35**  
 Inside Shape 27  
 Outside Shape 8

## Line Breaks



					4 Units				3 Units			2 Units		Direction			Distribution Type		
#	Player	Line Breaks Attempted	Line Breaks Completed	Line Break Completion %	Attacking Line	Attacking Midfield Line	Midfield Line	Defensive Line	Attacking Line	Midfield Line	Defensive Line	Midfield Line	Defensive Line	Through	Around	Over	Pass	Cross	Ball Progression
1	KIM Seunggyu	17	6	35%	1	0	0	0	4	4	4	4	0	1	0	16	17	0	0
2	LEE Hanbeom	14	11	79%	0	0	0	0	6	3	2	3	0	1	6	7	14	0	0
3	LEE Gihyuk	14	13	93%	0	0	0	0	6	4	0	4	0	2	9	3	13	0	1
4	KIM Minjae	7	6	86%	1	0	0	0	2	1	0	3	0	4	2	1	6	0	1
6	HWANG Inbeom	15	11	73%	0	0	0	0	5	5	0	5	0	9	4	2	14	0	1
7	SON Heungmin	5	3	60%	0	0	0	0	0	2	1	2	0	1	3	1	4	1	0
8	PAIK Seunggho	14	12	86%	0	0	0	0	2	3	3	6	0	6	5	3	14	0	0
10	LEE Jaesung	4	2	50%	0	0	0	0	0	2	1	1	0	2	0	2	4	0	0
13	LEE Taeseok	10	8	80%	0	0	0	0	1	2	1	5	1	1	3	6	9	1	0
19	LEE Kangin	11	11	100%	0	0	0	0	0	3	1	5	2	3	4	4	10	0	1
22	SEOL Youngwoo	6	4	67%	0	2	0	0	1	1	0	1	1	3	0	3	5	1	0
11	HWANG Heechan	1	1	100%	0	0	0	0	0	0	1	0	0	0	1	0	1	0	0
16	PARK Jinseob	2	1	50%	0	0	0	0	1	0	0	1	0	1	1	0	2	0	0
18	OH Hyeongyu	1	0	0%	0	0	0	0	0	0	1	0	0	0	0	1	1	0	0
24	KIM Jingyu	1	1	100%	0	0	0	0	0	0	0	1	0	0	1	0	1	0	0
25	EOM Jisung	2	2	100%	0	0	0	0	0	0	0	1	1	0	1	1	1	0	1

## Line Breaks



					4 Units				3 Units			2 Units		Direction			Distribution Type		
#	Player	Line Breaks Attempted	Line Breaks Completed	Line Break Completion %	Attacking Line	Attacking Midfield Line	Midfield Line	Defensive Line	Attacking Line	Midfield Line	Defensive Line	Midfield Line	Defensive Line	Through	Around	Over	Pass	Cross	Ball Progression
1	Matej KOVAR	23	8	35%	0	2	0	0	6	12	2	1	0	0	0	23	23	0	0
4	Robin HRANAC	6	2	33%	0	0	0	0	1	5	0	0	0	0	1	5	6	0	0
5	Vladimir COUFAL	12	3	25%	0	0	0	0	0	6	2	4	0	0	2	10	11	0	1
6	Stepan CHALOUPEK	10	6	60%	0	0	0	1	2	1	0	6	0	2	4	4	10	0	0
7	Ladislav KREJCI	17	8	47%	1	0	0	0	6	4	1	5	0	3	4	10	16	1	0
10	Patrik SCHICK	1	0	0%	0	0	0	0	0	0	1	0	0	1	0	0	1	0	0
15	Pavel SULC	2	0	0%	0	1	0	0	0	1	0	0	0	0	1	1	2	0	0
17	Lukas PROVOD	3	3	100%	0	0	0	0	0	1	1	0	1	1	1	1	3	0	0
20	Jaroslav ZELENY	9	7	78%	0	0	0	0	3	3	0	2	1	3	2	4	6	1	2
22	Tomas SOUCEK	8	6	75%	0	0	0	0	0	2	1	4	1	4	2	2	8	0	0
24	Alexandr SOJKA	10	6	60%	0	0	0	0	4	2	0	4	0	3	3	4	8	0	2
9	Adam HLOZEK	1	0	0%	0	0	0	0	0	0	0	1	0	1	0	0	1	0	0
13	Mojmir CHYTIL	1	1	100%	0	0	0	0	0	0	0	0	1	1	0	0	1	0	0
18	Michal SADILEK	4	2	50%	0	0	0	0	0	1	0	3	0	0	1	3	4	0	0
19	Tomas CHORY	2	2	100%	0	0	0	0	0	1	0	1	0	0	2	0	2	0	0

# Passing Networks



#	Passes From ↓ to →	KIM Seunggyu	LEE Hanbeom	LEE Gihyuk	KIM Minjae	HWANG Inbeom	SON Heungmin	PAIK Seunggho	LEE Jaesung	LEE Taeseok	LEE Kangin	SEOL Youngwoo	HWANG Heechan	PARK Jinseob	OH Hyeongyu	KIM Jingyu	EOM Jisung
1	KIM Seunggyu		6	6	1	1	0	0	1	0	1	2	0	0	1	0	1
2	LEE Hanbeom	10		1	12	13	0	5	0	0	4	4	0	0	1	0	0
3	LEE Gihyuk	5	3		4	14	2	10	7	6	2	0	3	0	0	0	0
4	KIM Minjae	2	7	12		10	1	6	4	1	5	0	1	0	0	0	0
6	HWANG Inbeom	0	16	9	7		3	15	1	3	11	4	1	0	0	0	0
7	SON Heungmin	0	1	0	0	3		2	5	7	2	0	0	0	0	0	0
8	PAIK Seunggho	0	4	12	5	16	3		3	3	5	3	3	0	0	0	0
10	LEE Jaesung	0	0	2	2	1	5	6		4	4	1	0	0	0	0	0
13	LEE Taeseok	0	1	1	4	1	4	4	2		0	1	0	0	0	0	0
19	LEE Kangin	0	4	2	4	7	3	4	1	2		10	0	0	1	0	0
22	SEOL Youngwoo	1	6	1	2	3	3	1	1	1	6		0	2	0	2	0
11	HWANG Heechan	1	1	2	0	0	0	3	0	0	0	0		2	0	0	1
16	PARK Jinseob	0	1	1	0	0	0	0	0	0	0	0	1		1	0	0
18	OH Hyeongyu	0	1	0	0	0	0	0	0	0	1	0	0	0		2	0
24	KIM Jingyu	0	0	0	0	0	0	0	0	0	0	3	0	0	0		0
25	EOM Jisung	0	1	0	0	0	0	0	0	0	0	0	1	0	0	0	

Top 5 Player to Player Passers		
Player	Passed To	% of Total Team Passes
HWANG Inbeom	LEE Hanbeom	3.5%
PAIK Seunggho	HWANG Inbeom	3.5%
HWANG Inbeom	PAIK Seunggho	3.3%
LEE Gihyuk	HWANG Inbeom	3.1%
LEE Hanbeom	HWANG Inbeom	2.9%

# Passing Networks



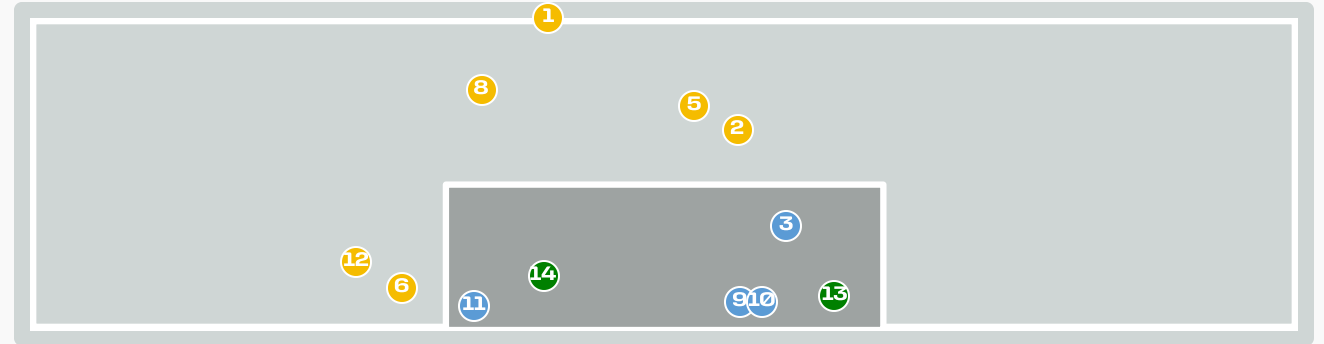
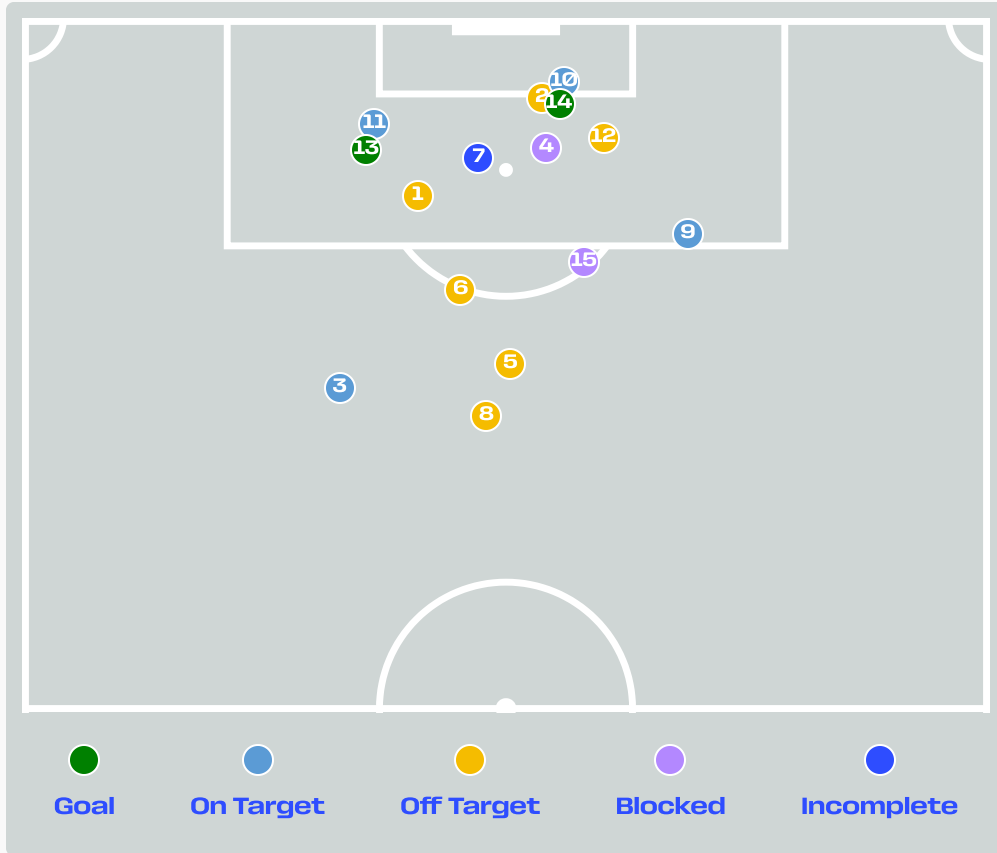
#	Passes From ↓ to →	Matej KOVAR	Robin HRANAC	Vladimir COUFAL	Stepan CHALOUPEK	Ladislav KREJCI	Patrik SCHICK	Pavel SULC	Lukas PROVOD	Jaroslav ZELENY	Tomas SOUCEK	Alexandr SOJKA	Adam HLOZEK	Mojmir CHYTIL	Michal SADILEK	Tomas CHORY
1	Matej KOVAR		1	2	1	5	0	0	0	1	0	0	0	0	0	0
4	Robin HRANAC	6		3	5	6	0	0	0	1	2	3	1	0	1	0
5	Vladimir COUFAL	2	2		3	0	0	0	3	0	2	3	0	0	1	1
6	Stepan CHALOUPEK	0	4	3		0	1	1	3	0	0	2	0	0	1	0
7	Ladislav KREJCI	2	8	1	1		0	0	3	5	8	2	0	0	0	0
10	Patrik SCHICK	0	0	0	0	0		3	0	0	0	0	0	0	0	0
15	Pavel SULC	0	0	3	0	0	0		3	2	3	2	0	0	0	0
17	Lukas PROVOD	1	1	1	1	2	0	1		5	0	3	0	0	0	0
20	Jaroslav ZELENY	0	0	0	2	3	1	2	2		6	5	0	0	1	0
22	Tomas SOUCEK	1	5	3	1	6	0	1	2	3		2	0	1	0	1
24	Alexandr SOJKA	1	4	2	1	3	1	4	2	3	3		1	0	0	0
9	Adam HLOZEK	0	0	0	0	1	0	0	0	0	0	0		1	0	0
13	Mojmir CHYTIL	0	0	0	0	0	0	0	0	0	0	0	0		2	0
18	Michal SADILEK	0	0	1	2	1	0	0	0	0	1	0	1	0		2
19	Tomas CHORY	0	0	1	0	1	0	0	0	0	1	0	0	0	1	






## Top 5 Player to Player Passers

Player	Passed To	% of Total Team Passes
Ladislav KREJCI	Tomas SOUCEK	3.6%
Ladislav KREJCI	Robin HRANAC	3.6%
Robin HRANAC	Ladislav KREJCI	2.7%
Robin HRANAC	Matej KOVAR	2.7%
Jaroslav ZELENY	Tomas SOUCEK	2.7%

# Attempts at Goal

**Korea Republic** 



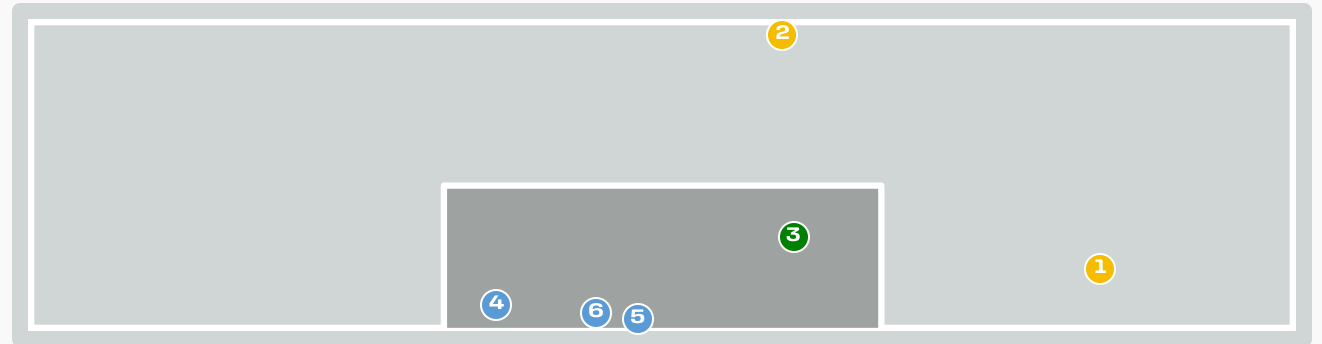
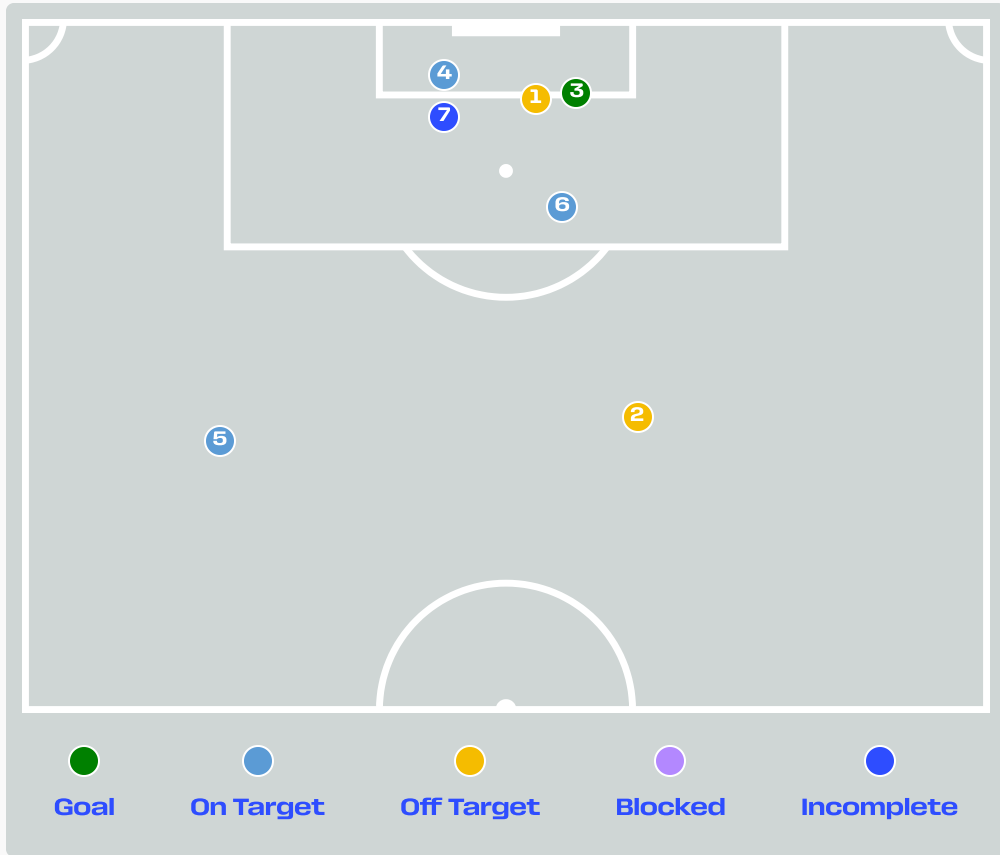
Key	Outcome	Shots
	Goals	2
	On Target	4
	Off Target	6
	Blocked	2
	Incomplete	1






## Attempts at Goal



Time	Player	Outcome	Body Part	Delivery Type
11	7 SON Heungmin	Deflected Off Target - Defensive Event	Left Foot	Pass
11	2 LEE Hanbeom	Off Target	Head	Cross
13	19 LEE Kangin	On Target - Saved	Left Foot	Pass
13	7 SON Heungmin	Incomplete - Blocked	Right Foot	Cross
37	7 SON Heungmin	Off Target	Right Foot	Pass
38	7 SON Heungmin	Off Target	Left Foot	Pass
46	7 SON Heungmin	Incomplete - Defensive Event	Right Foot	Cross
47	6 HWANG Inbeom	Off Target	Right Foot	Pass
48	6 HWANG Inbeom	On Target - Saved	Right Foot	Pass
48	10 LEE Jaesung	On Target - Saved	Left Foot	Other
55	7 SON Heungmin	On Target - Saved	Left Foot	Pass
60	10 LEE Jaesung	Off Target - Saved	Head	Cross
66	6 HWANG Inbeom	On Target - Goal	Right Foot	Pass
79	18 OH Hyeongyu	On Target - Goal	Left Foot	Cross
93	24 KIM Jingyu	Incomplete - Blocked	Left Foot	Pass

# Attempts at Goal



Key	Outcome	Shots
	Goals	1
	On Target	3
	Off Target	2
	Blocked	0
	Incomplete	1

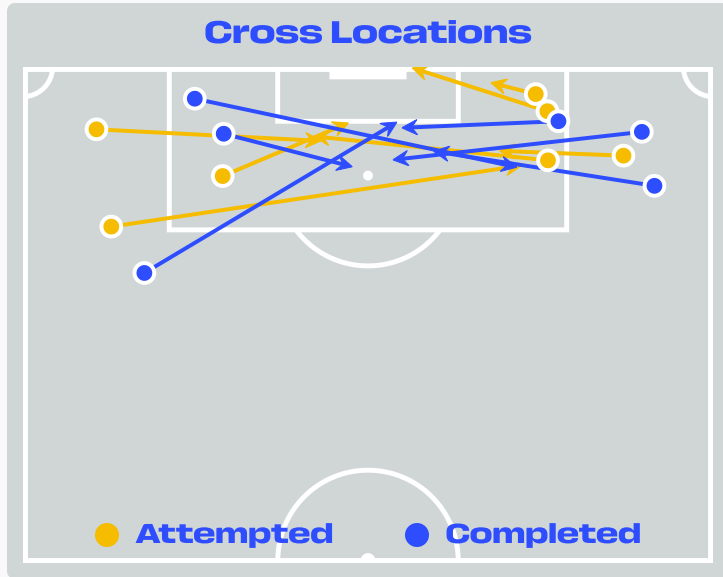
# Attempts at Goal



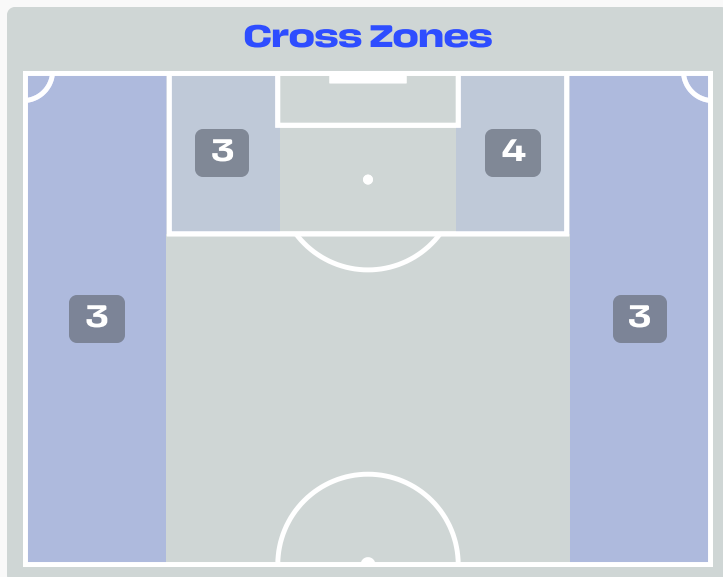
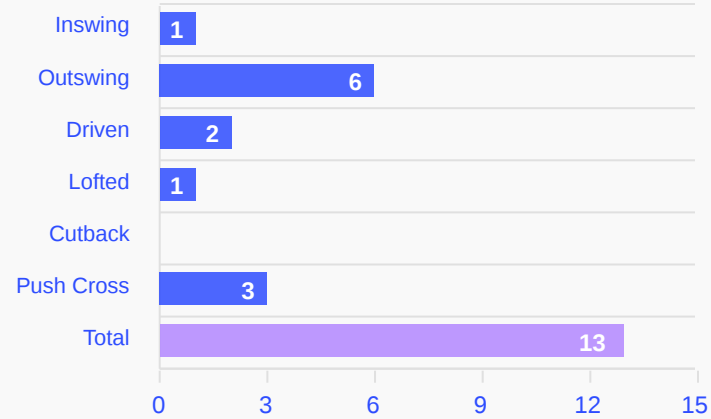
Time	Player	Outcome	Body Part	Delivery Type
21	22 Tomas SOUCEK	Off Target	Left Foot	Corner
31	15 Pavel SULC	Off Target	Right Foot	Loose Ball
58	7 Ladislav KREJCI	On Target - Goal	Head	Other
81	9 Adam HLOZEK	On Target - Saved	Left Foot	Loose Ball
87	18 Michal SADILEK	On Target - Saved	Head	Interception
92	18 Michal SADILEK	On Target - Saved	Right Foot	Pass
93	9 Adam HLOZEK	Incomplete - Player On Ball Error	Upper Body	Cross



# Crosses (Open Play)



### Delivery Type



Attempted

**13**

Completed

**6**

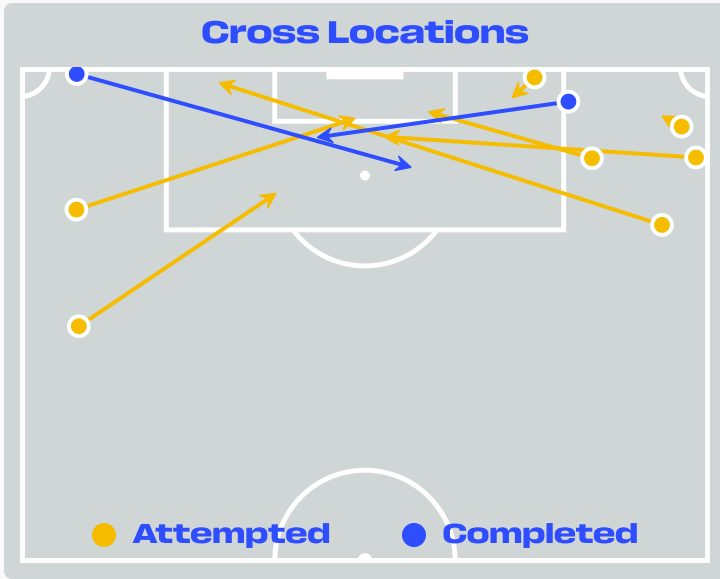
Most Crosses Attempted

**4**

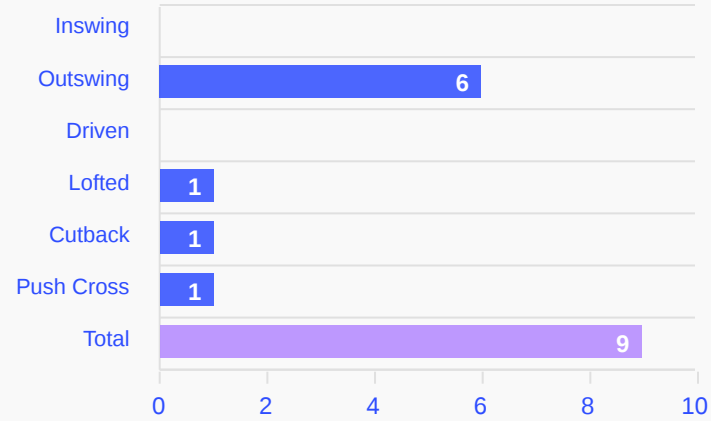
**LEE Taeseok**  
LEFT MIDFIELD

#	Player	Inswing	Outswing	Driven	Lofted	Cutback	Push Cross	Total Attempted
1	KIM Seunggyu	0	0	0	0	0	0	0
2	LEE Hanbeom	0	0	0	0	0	0	0
3	LEE Gihyuk	0	0	0	0	0	0	0
4	KIM Minjae	0	0	0	0	0	0	0
6	HWANG Inbeom	0	0	0	0	0	1	1
7	SON Heungmin	0	0	0	0	0	0	0
8	PAIK Seunggho	0	0	1	0	0	0	1
10	LEE Jaesung	0	0	0	0	0	1	1
13	LEE Taeseok	0	3	1	0	0	0	4
19	LEE Kangin	0	1	0	0	0	1	2
22	SEOL Youngwoo	1	1	0	1	0	0	3
11	HWANG Heechan	0	0	0	0	0	0	0
16	PARK Jinseob	0	0	0	0	0	0	0
18	OH Hyeongyu	0	0	0	0	0	0	0
24	KIM Jingyu	0	0	0	0	0	0	0
25	EOM Jisung	0	1	0	0	0	0	1

# Crosses (Open Play)



### Delivery Type



Attempted

9

Completed

2

Most Crosses Attempted

4

Vladimir COUFAL  
RIGHT BACK

#	Player	Inswing	Outswing	Driven	Lofted	Cutback	Push Cross	Total Attempted
1	Matej KOVAR	0	0	0	0	0	0	0
4	Robin HRANAC	0	0	0	0	0	0	0
5	Vladimir COUFAL	0	3	0	0	1	0	4
6	Stepan CHALOUPEK	0	0	0	0	0	0	0
7	Ladislav KREJCI	0	1	0	0	0	0	1
10	Patrik SCHICK	0	0	0	0	0	0	0
15	Pavel SULC	0	0	0	0	0	0	0
17	Lukas PROVOD	0	0	0	0	0	1	1
20	Jaroslav ZELENY	0	2	0	0	0	0	2
22	Tomas SOUCEK	0	0	0	0	0	0	0
24	Alexandr SOJKA	0	0	0	0	0	0	0
9	Adam HLOZEK	0	0	0	0	0	0	0
13	Mojmir CHYTIL	0	0	0	0	0	0	0
18	Michal SADILEK	0	0	0	1	0	0	1
19	Tomas CHORY	0	0	0	0	0	0	0

# Offering to Receive

# Korea Republic

**386**

**Total Offers Made**

**186**

**Total Offers Received**

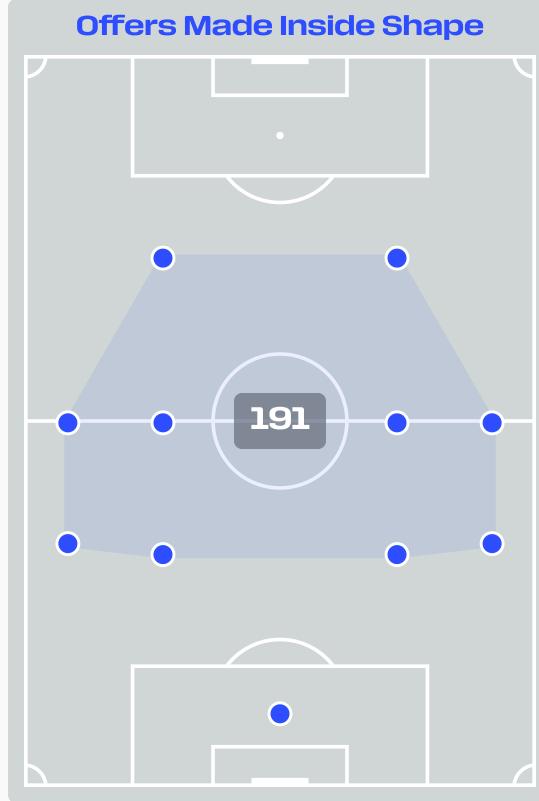
**Most Offers**

**50**

**PAIK Seunggho**  
LEFT CENTRE MIDFIELD

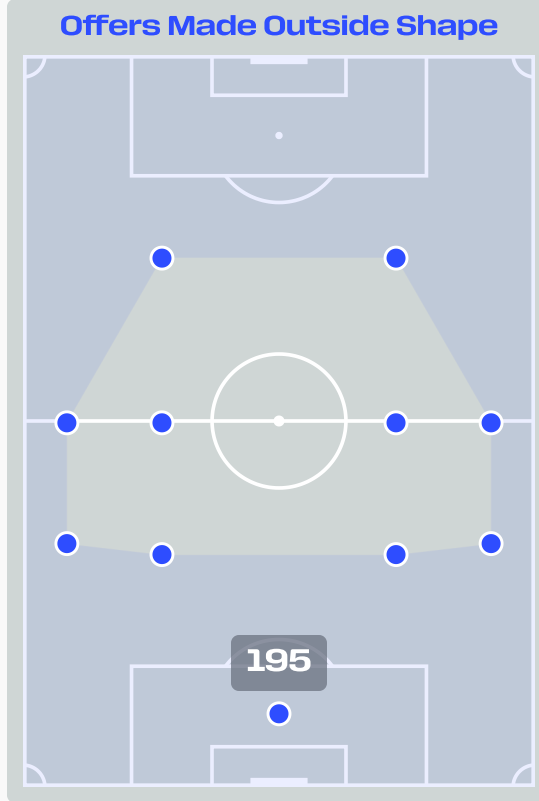
**143**

**Offers Made in Final Third**



**176**

**Offers Made in Middle Third**



**67**

**Offers Made in Defensive Third**

#	Player	Offers Made	Offers Received	% Made & Received
1	KIM Seunggyu	12	5	41.7%
2	LEE Hanbeom	30	14	46.7%
3	LEE Gihyuk	25	10	40%
4	KIM Minjae	11	7	63.6%
6	HWANG Inbeom	46	28	60.9%
7	SON Heungmin	30	14	46.7%
8	PAIK Seunggho	50	30	60%
10	LEE Jaesung	33	19	57.6%
13	LEE Taeseok	37	11	29.7%
19	LEE Kangin	43	22	51.2%
22	SEOL Youngwoo	34	12	35.3%
11	HWANG Heechan	11	6	54.5%
16	PARK Jinseob	3	2	66.7%
18	OH Hyeongyu	6	2	33.3%
24	KIM Jingyu	5	2	40%
25	EOM Jisung	10	2	20%

# Offering to Receive

197

Total Offers Made

67

Total Offers Received

Most Offers

38

Alexandr SOJKA  
RIGHT WINGER

90

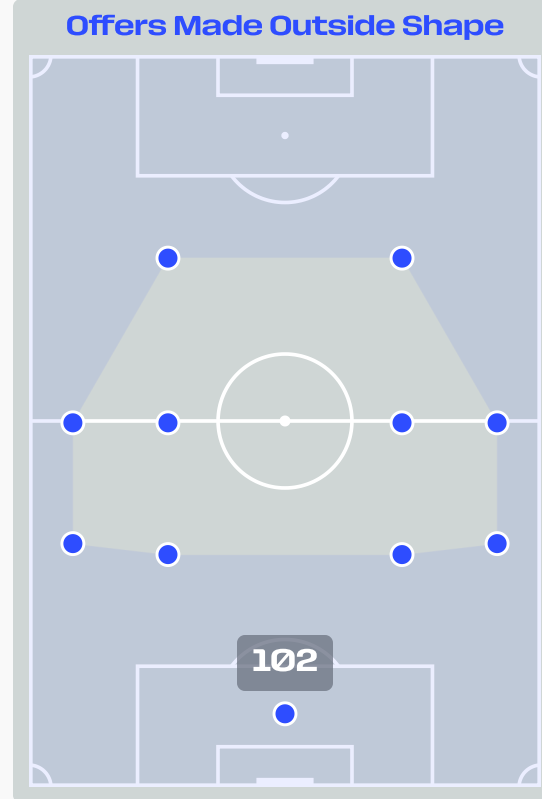
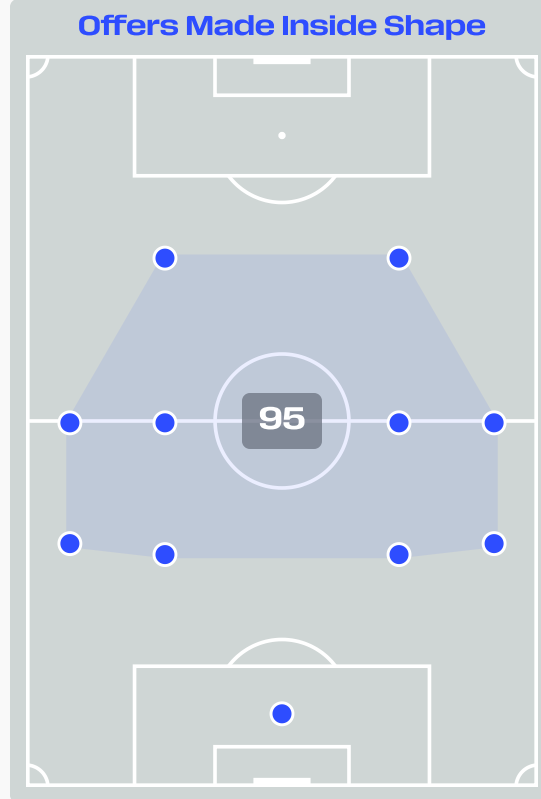
Offers Made in Final Third

84

Offers Made in Middle Third

23

Offers Made in Defensive Third



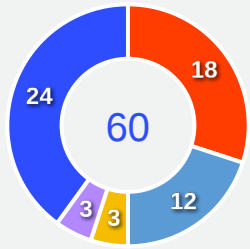
#	Player	Offers Made	Offers Received	% Made & Received
1	Matej KOVAR	2	2	100%
4	Robin HRANAC	1	1	100%
5	Vladimir COUFAL	34	13	38.2%
6	Stepan CHALOUPEK	4	3	75%
7	Ladislav KREJCI	13	7	53.8%
10	Patrik SCHICK	18	0	0%
15	Pavel SULC	20	5	25%
17	Lukas PROVOD	21	6	28.6%
20	Jaroslav ZELENY	12	4	33.3%
22	Tomas SOUCEK	9	4	44.4%
24	Alexandr SOJKA	38	13	34.2%
9	Adam HLOZEK	6	2	33.3%
13	Mojmir CHYTIL	2	1	50%
18	Michal SADILEK	7	4	57.1%
19	Tomas CHORY	10	2	20%

# Movement to Receive

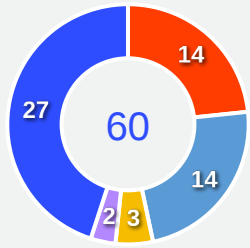


## Movement Types by Phase

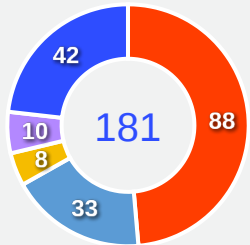
### Final Third Phase



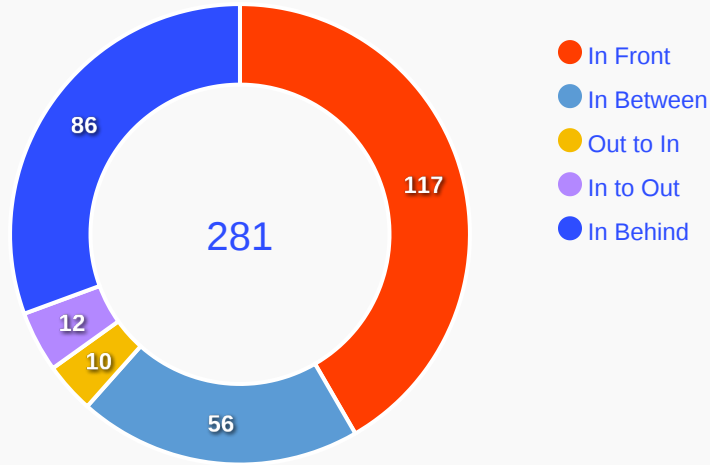
### Progression Phase



### Build Up Phase



## All Movement Types

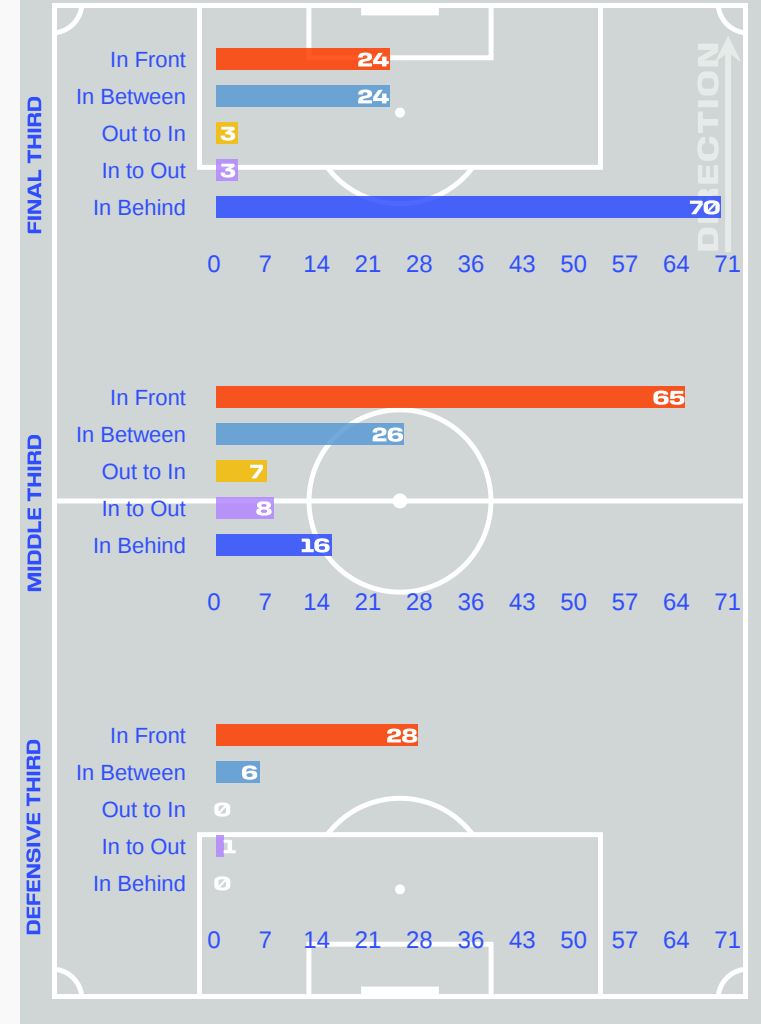


- In Front
- In Between
- Out to In
- In to Out
- In Behind

## Top Ranked Players

Type	Player	Movements
In Front	6 HWANG Inbeom	29
In Between	19 LEE Kangin	12
Out to In	19 LEE Kangin	4
In to Out	11 HWANG Heechan	3
In Behind	13 LEE Taeseok	21

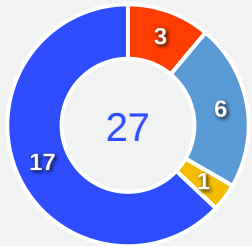
## Movement Types Pitch Third



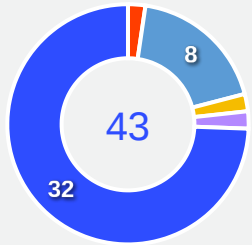
# Movement to Receive

## Movement Types by Phase

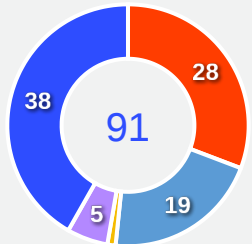
### Final Third Phase



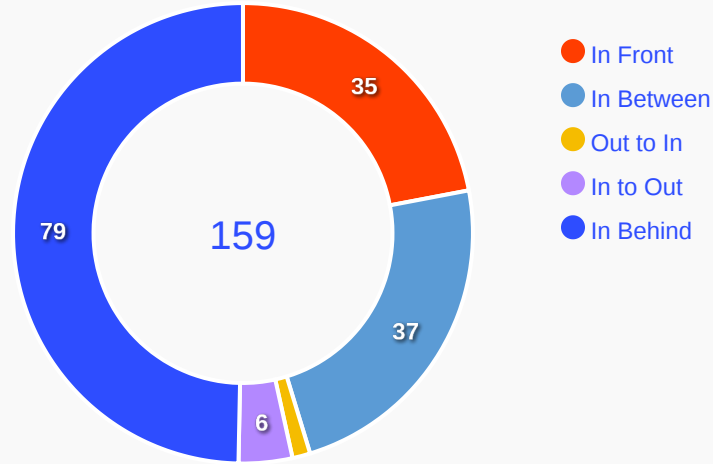
### Progression Phase



### Build Up Phase



## All Movement Types

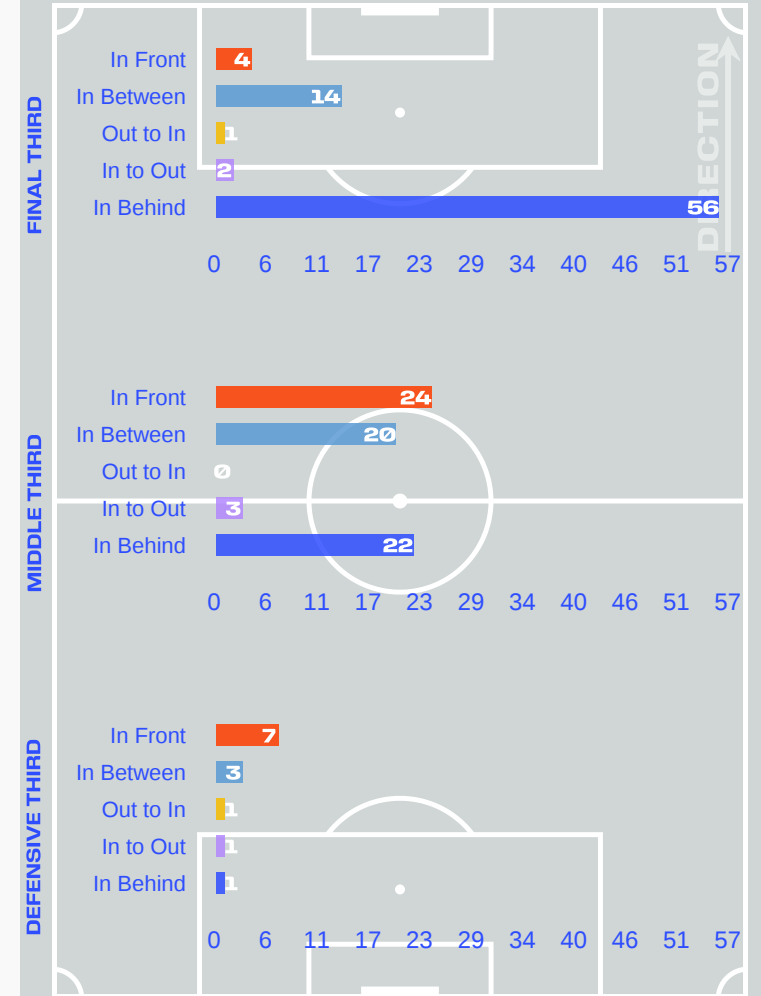


- In Front
- In Between
- Out to In
- In to Out
- In Behind

## Top Ranked Players

Type	Player	Movements
In Front	24 Alexandr SOJKA	14
In Between	24 Alexandr SOJKA	11
Out to In	20 Jaroslav ZELENY	1
In to Out	24 Alexandr SOJKA	3
In Behind	5 Vladimir COUFAL	17

## Movement Types Pitch Third



# OUT OF POSSESSION



Korea Republic v Czechia

# Defensive Actions



**30**

**Forced Turnovers**

**50**

**Possession Regained**

**6**

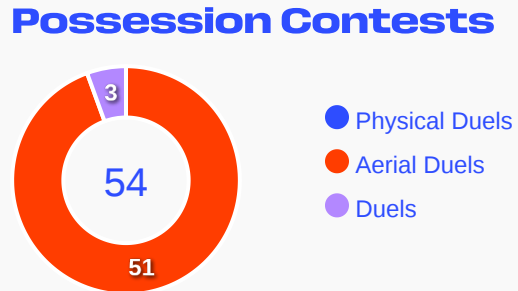
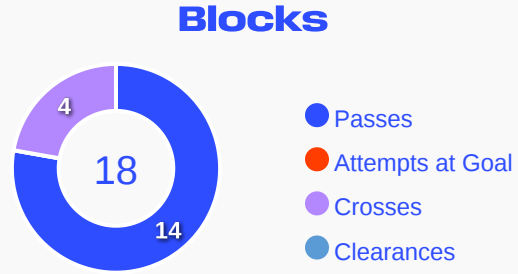
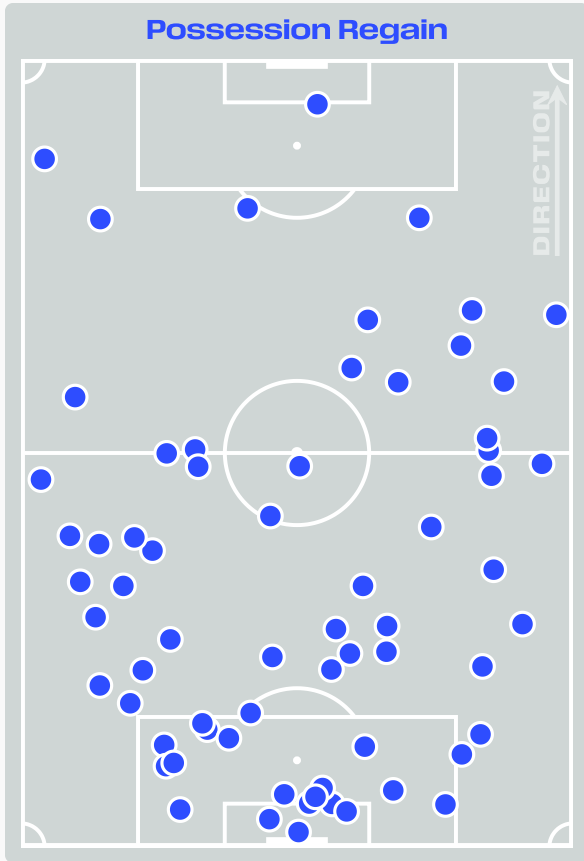
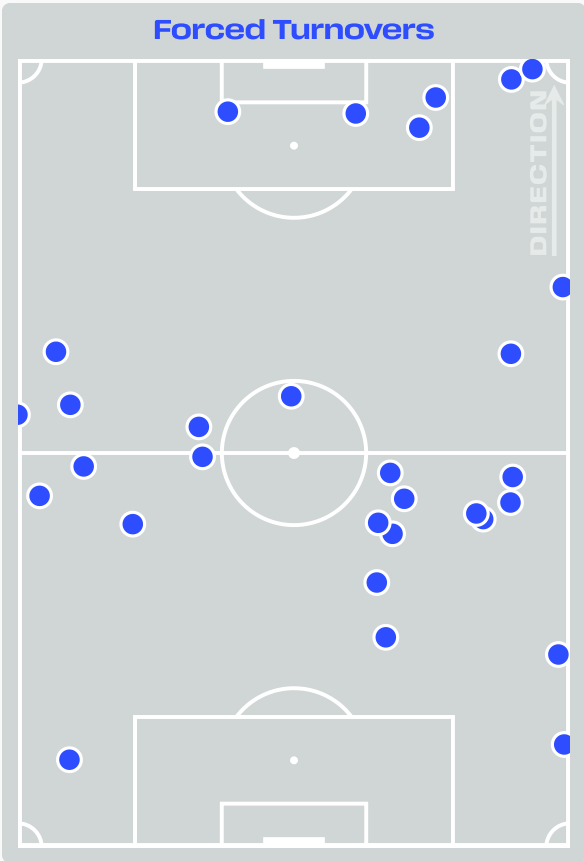
**Interceptions**

**13**

**Tackles**

**6.54**

**Possession Actions / Defensive Action**



### Most Possession Regains

9

**KIM Minjae**  
CENTRE BACK

#	Player	Total Possession Regains
1	KIM Seunggyu	5
2	LEE Hanbeom	8
3	LEE Gihyuk	7
4	KIM Minjae	9
6	HWANG Inbeom	3
7	SON Heungmin	0
8	PAIK Seungho	2
10	LEE Jaesung	2
13	LEE Taeseok	5
19	LEE Kangin	0
22	SEOL Youngwoo	2
11	HWANG Heechan	1
16	PARK Jinseob	5
18	OH Hyeongyu	0
24	KIM Jingyu	1
25	EOM Jisung	0

# Defensive Actions

**40**

**Forced Turnovers**

**42**

**Possession Regained**

**6**

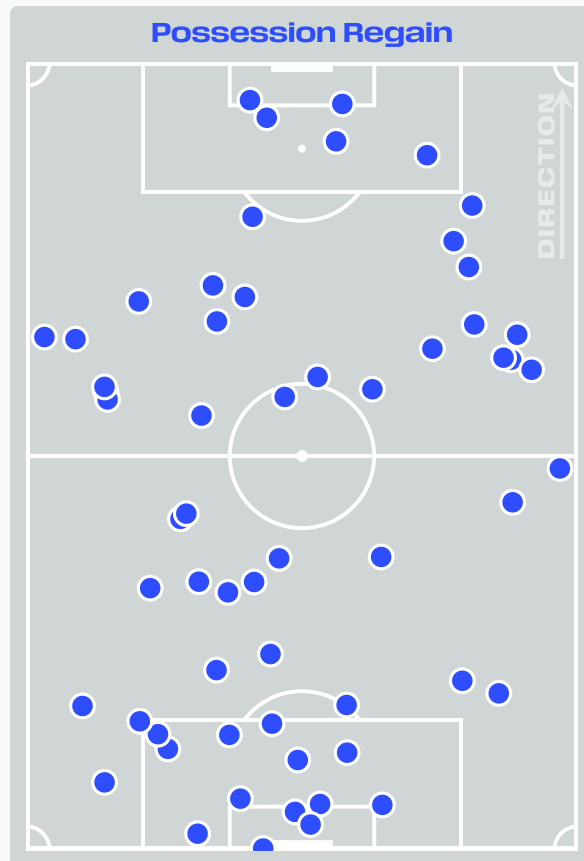
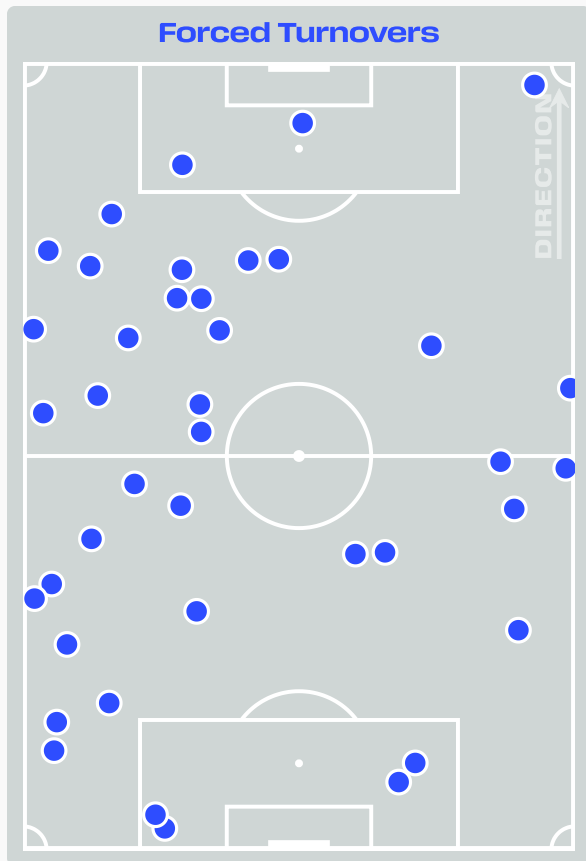
**Interceptions**

**29**

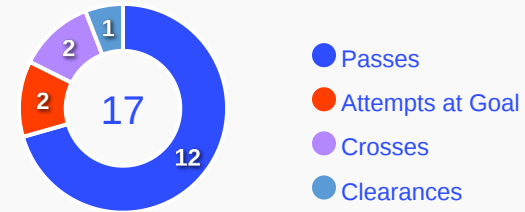
**Tackles**

**3.03**

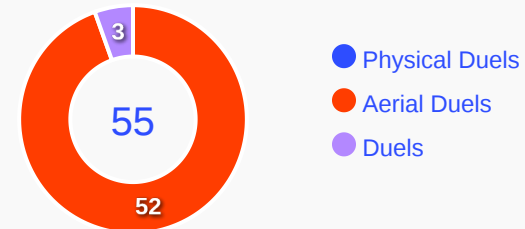
**Possession Actions / Defensive Action**



## Blocks



## Possession Contests



## Most Possession Regains

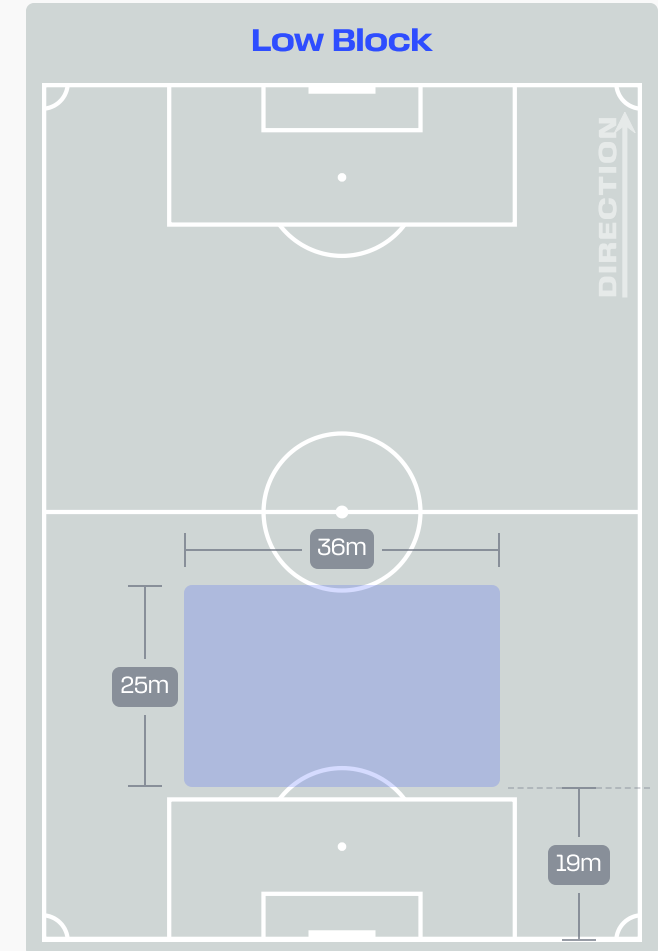
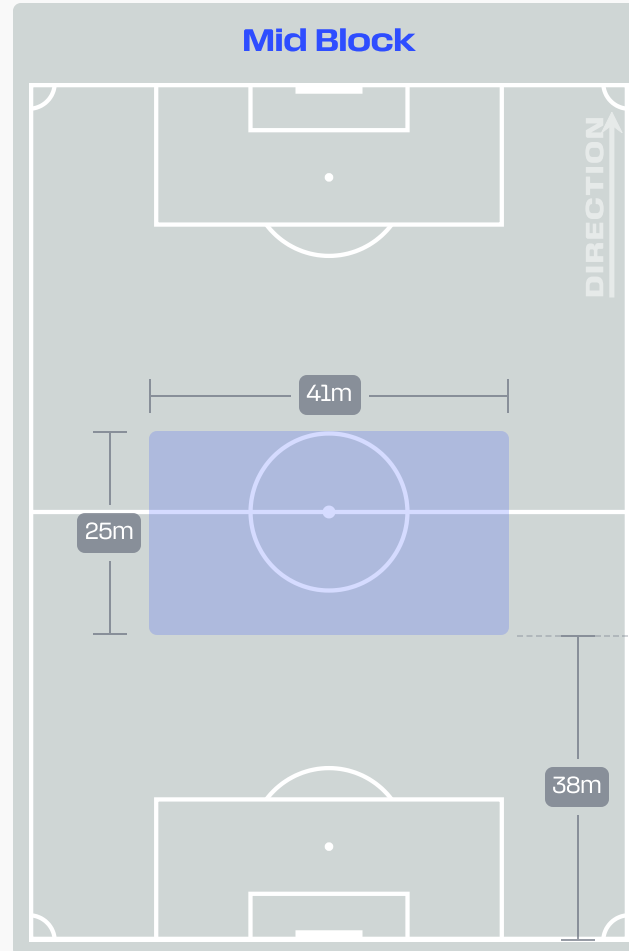
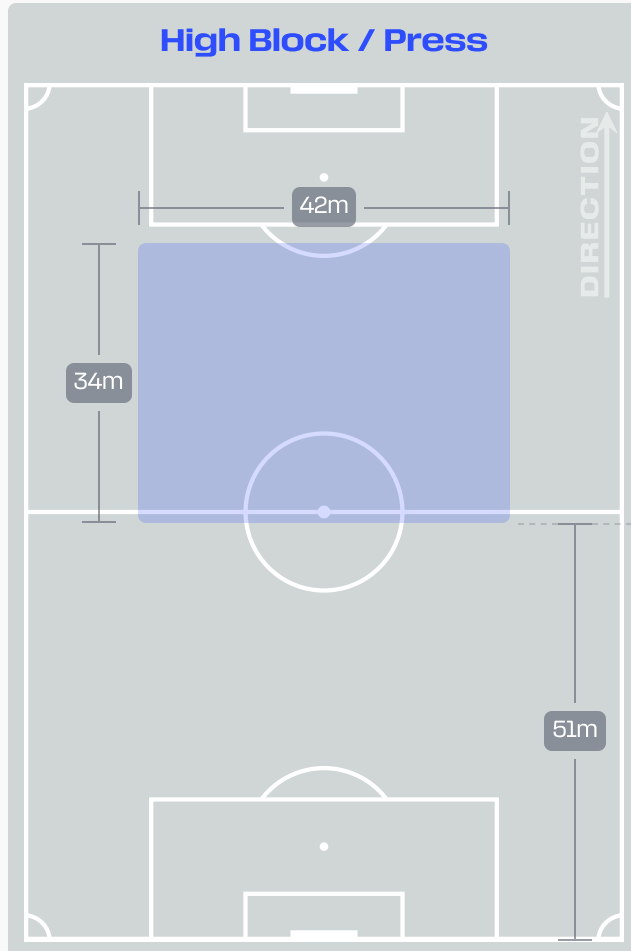
**9**

**Stepan CHALOUPEK**

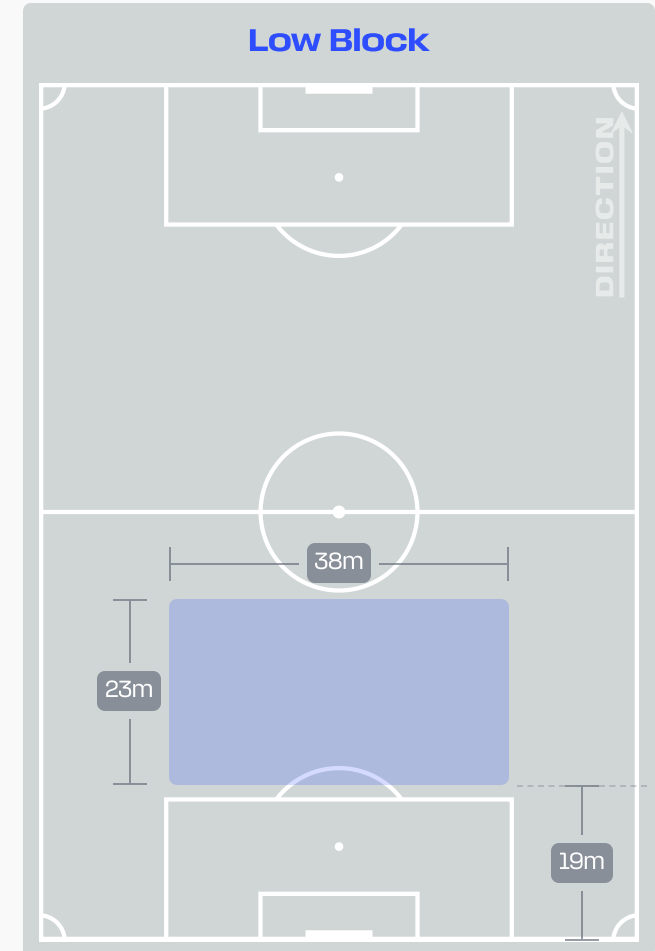
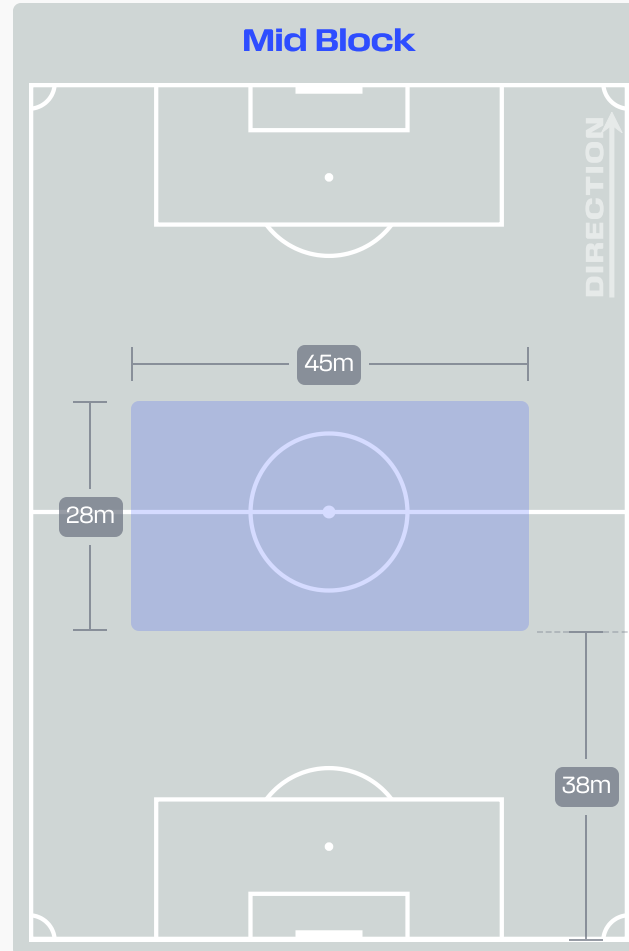
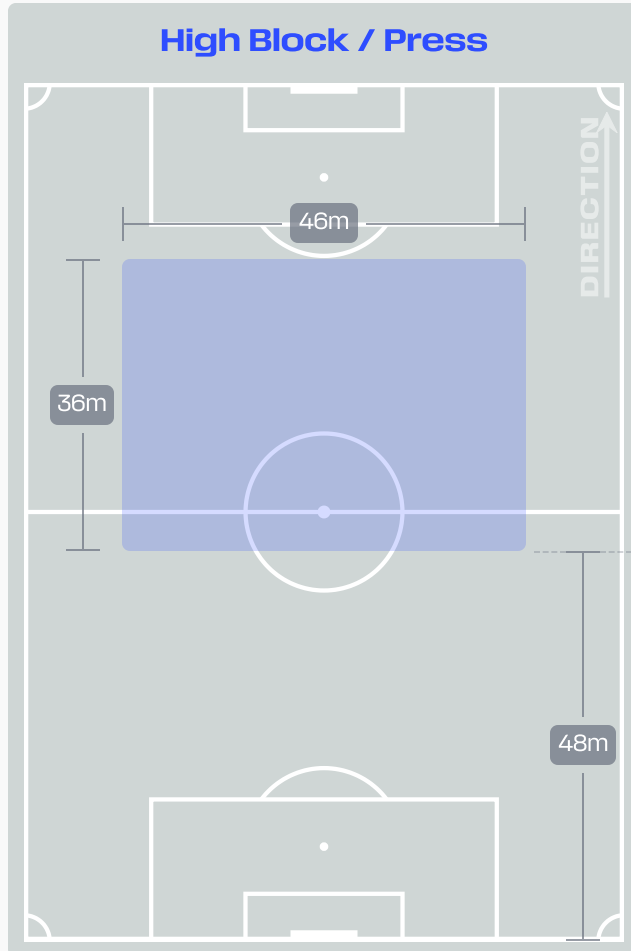
RIGHT CENTRE BACK

#	Player	Total Possession Regains
1	Matej KOVAR	8
4	Robin HRANAC	4
5	Vladimir COUFAL	2
6	Stepan CHALOUPEK	9
7	Ladislav KREJCI	3
10	Patrik SCHICK	0
15	Pavel SULC	3
17	Lukas PROVOD	2
20	Jaroslav ZELENY	4
22	Tomas SOUCEK	1
24	Alexandr SOJKA	3
9	Adam HLOZEK	1
13	Mojmir CHYTIL	0
18	Michal SADILEK	1
19	Tomas CHORY	1

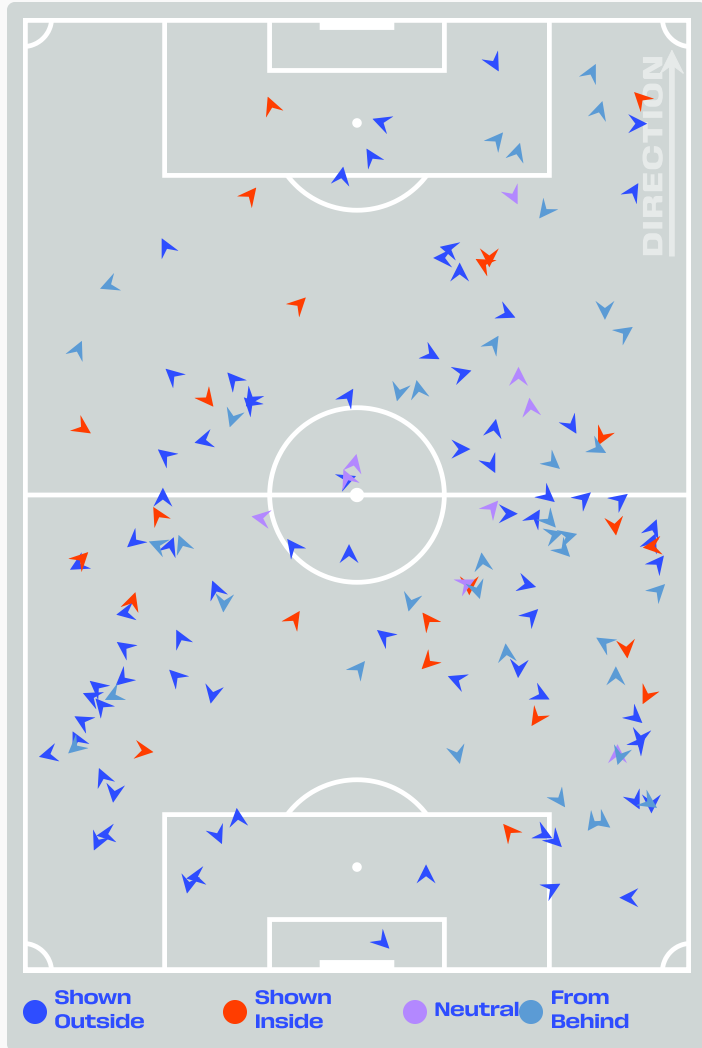
# Defensive Line Height & Team Length



# Defensive Line Height & Team Length



# Defensive Pressure



147	Total Pressures	301
22	Direct Pressures	54
1.7s	Avg Pressure Duration	1.61s
30	Forced Turnovers	40
12.78s	Ball Recovery Time	18.42s
57	Pushing on into Pressing	138
148	Pushing on	337
23	Pressing Direction Inside	41
77	Pressing Direction Outside	175

**Most Direct Pressures**

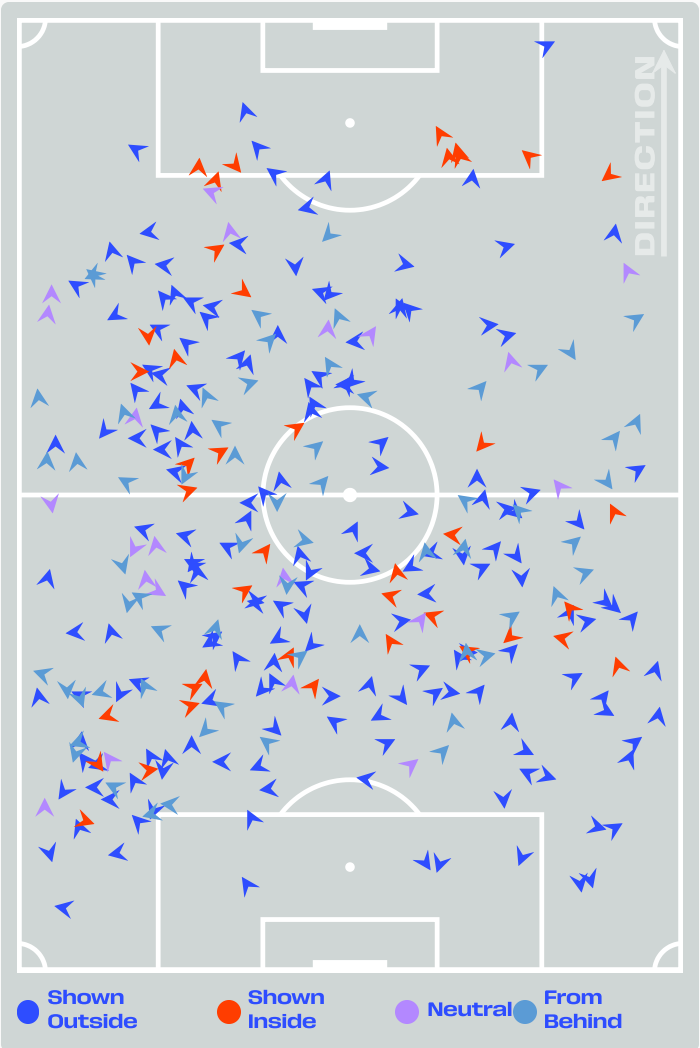
**5**

**LEE Hanbeom**  
RIGHT BACK

**Most Direct Pressures**

**15**

**Stepan CHALOUPEK**  
RIGHT CENTRE BACK



# GOALKEEPING



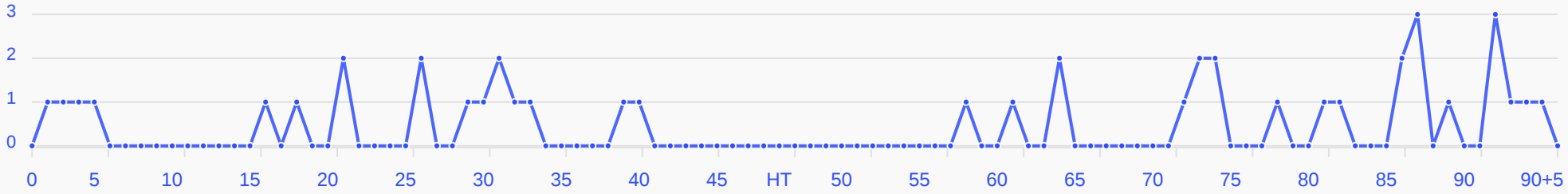
Korea Republic v Czechia

# Goalkeeping Involvement



## Korea Republic

### Korea Republic GK Involvement Timeline



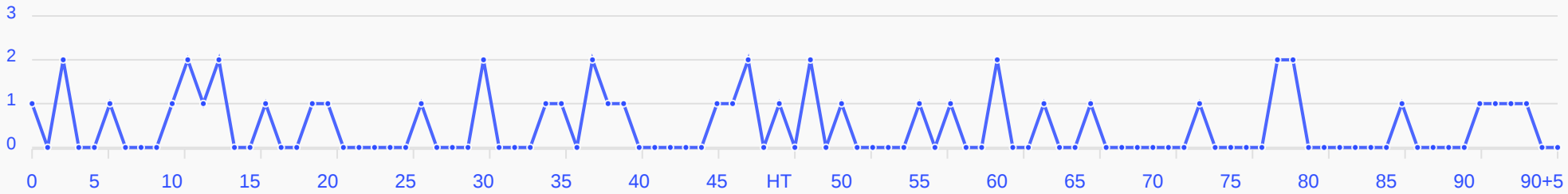
42

Total Involvements



## Czechia


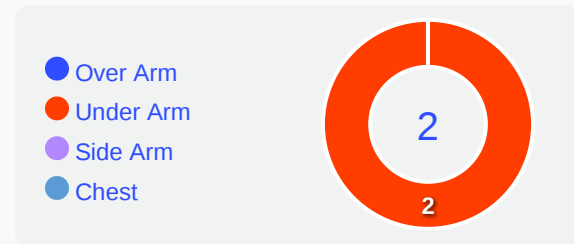

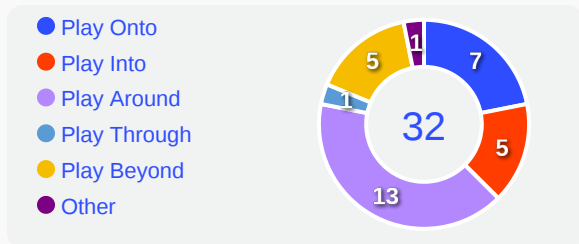
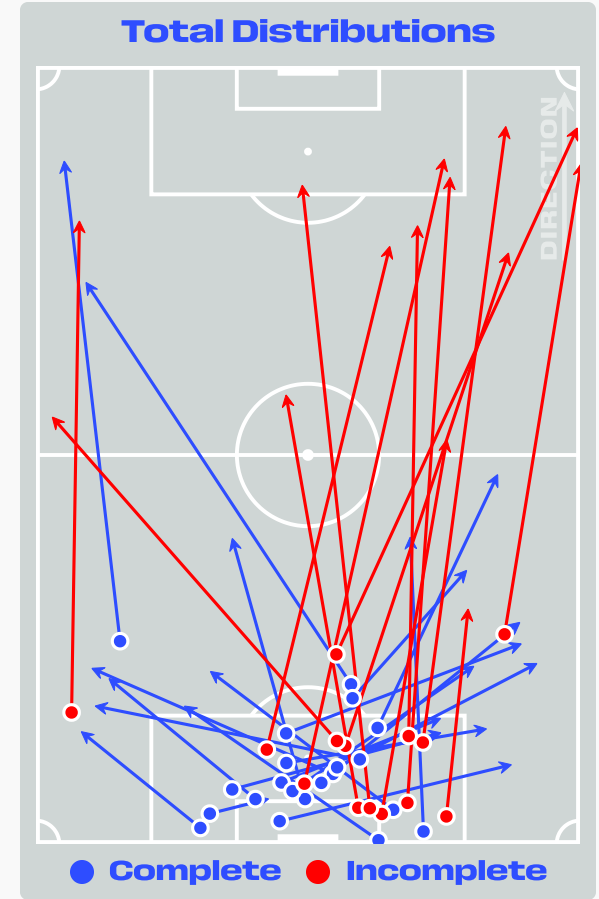
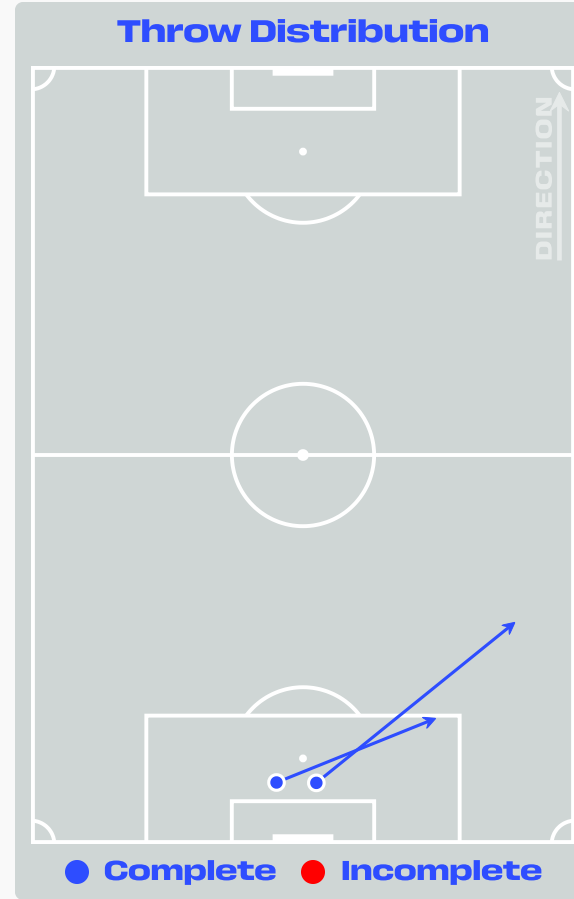
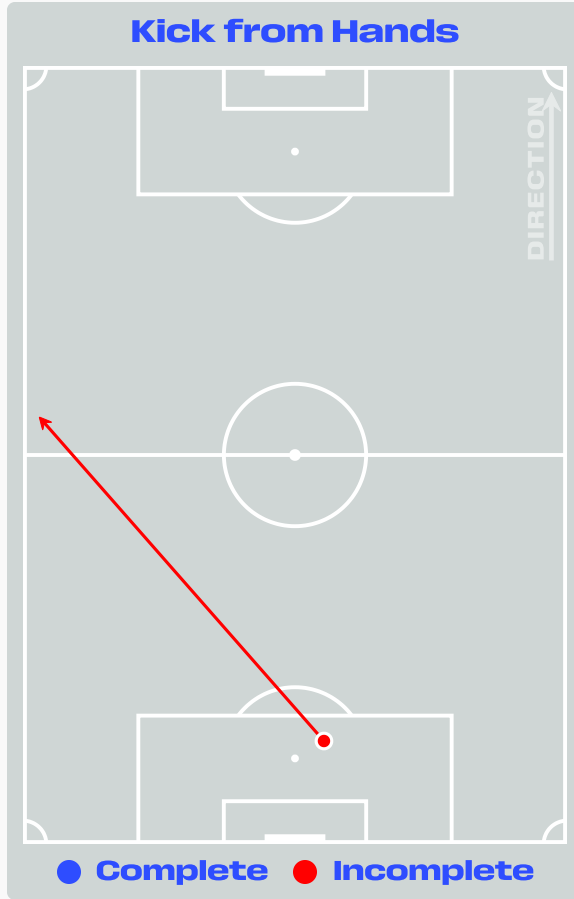
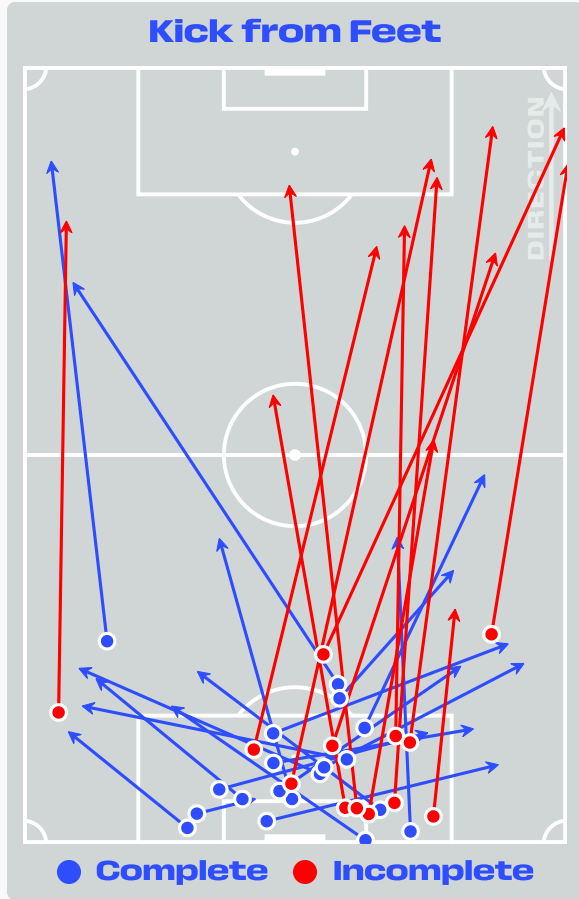
### Czechia GK Involvement Timeline



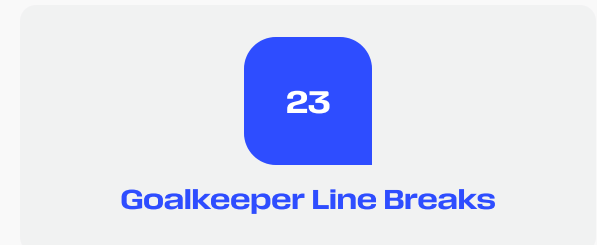
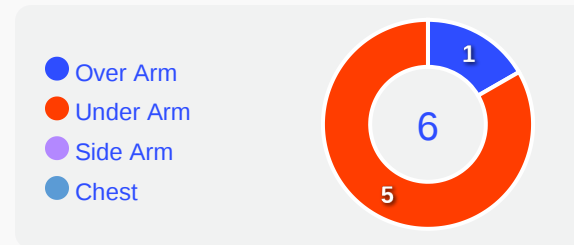
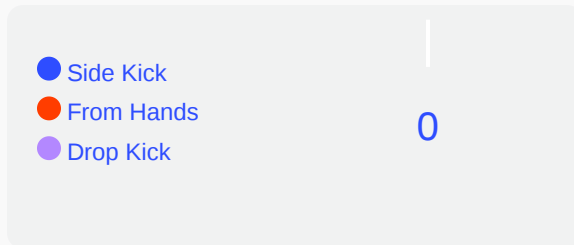
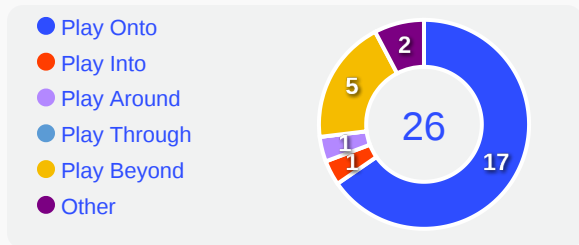
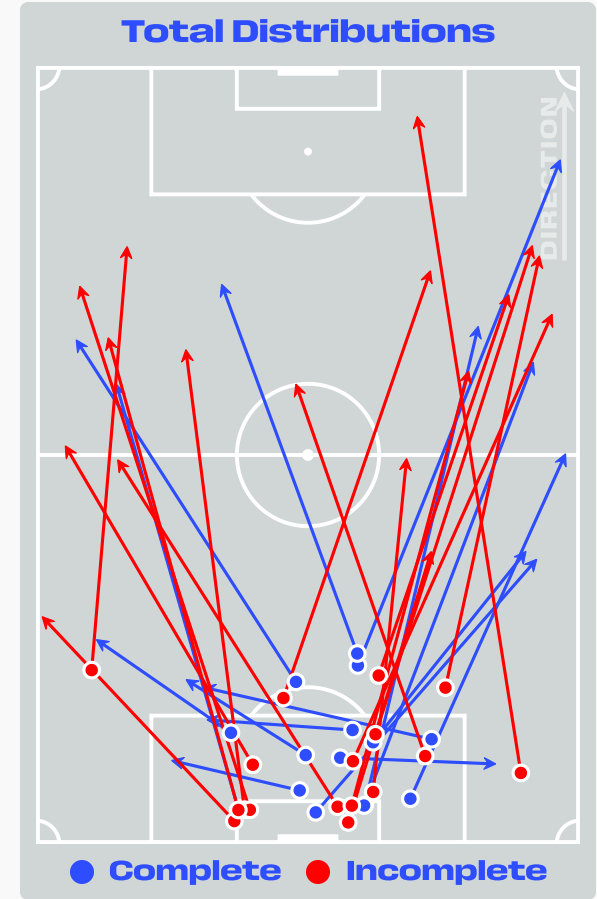
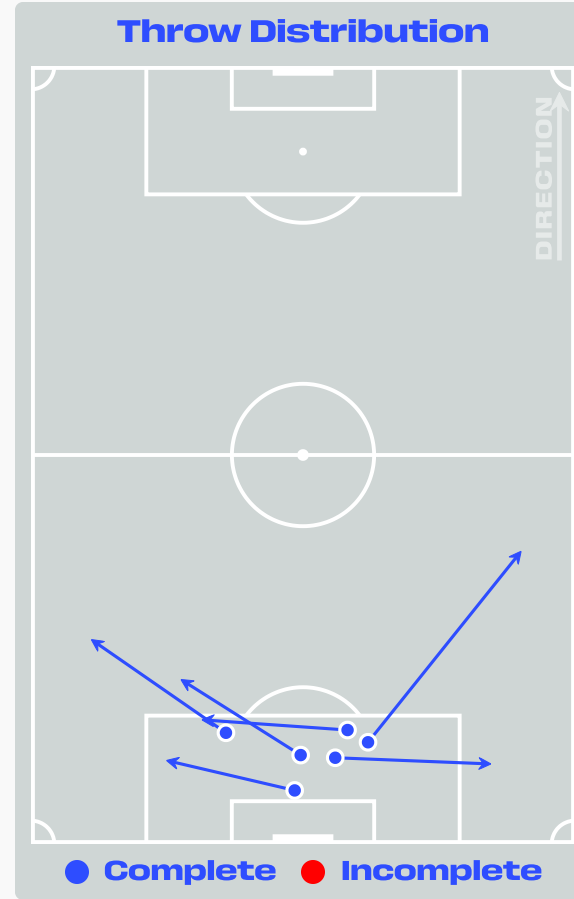
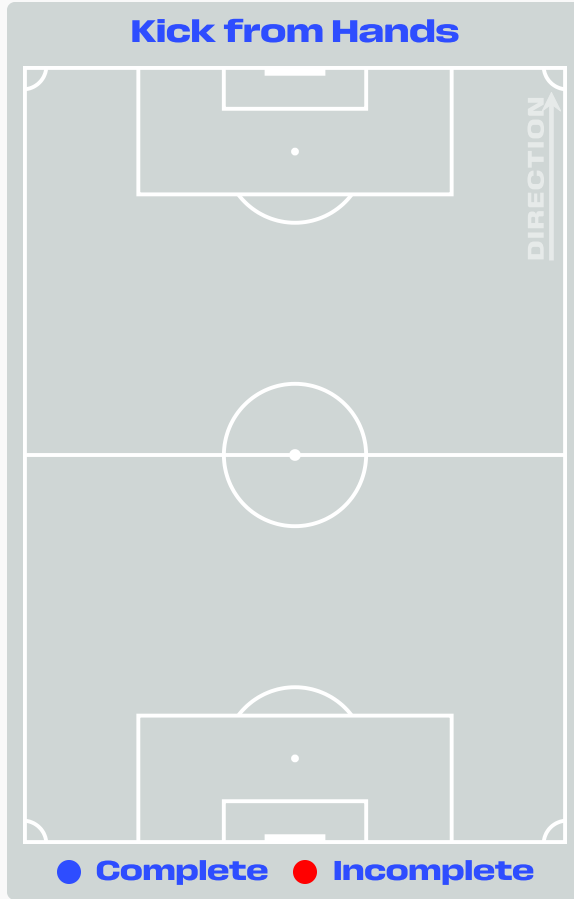
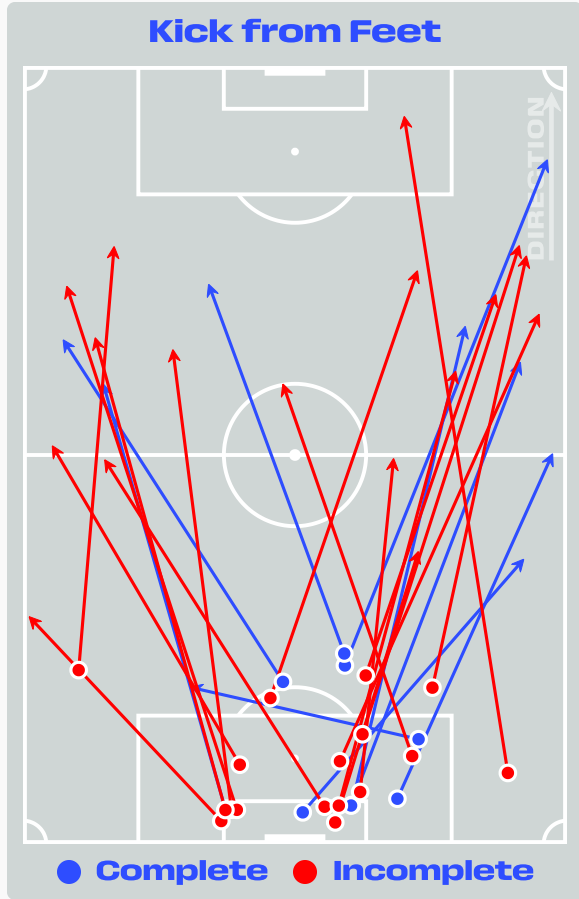
49

Total Involvements

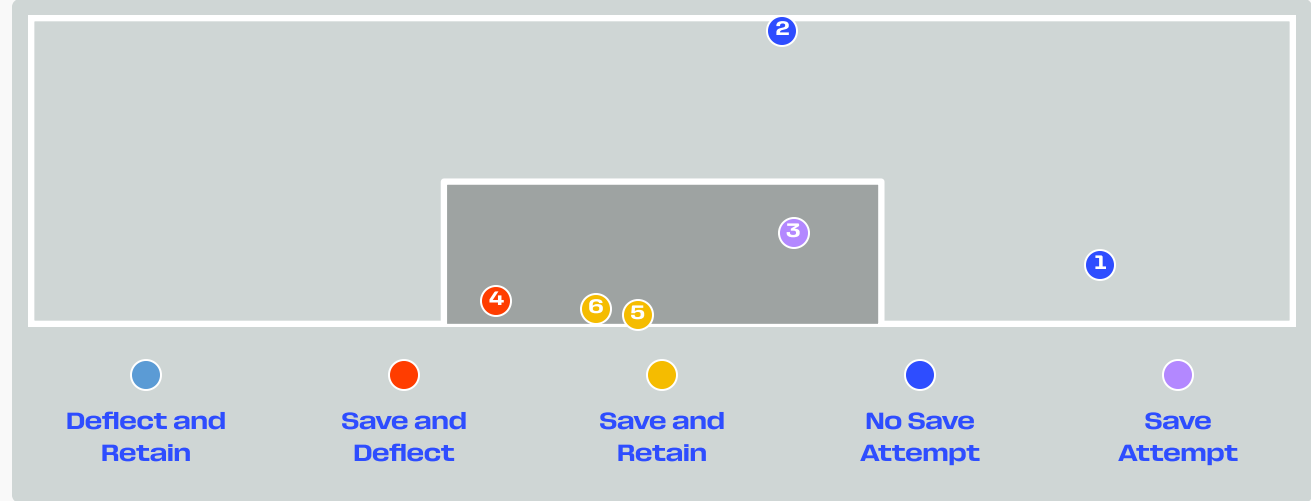
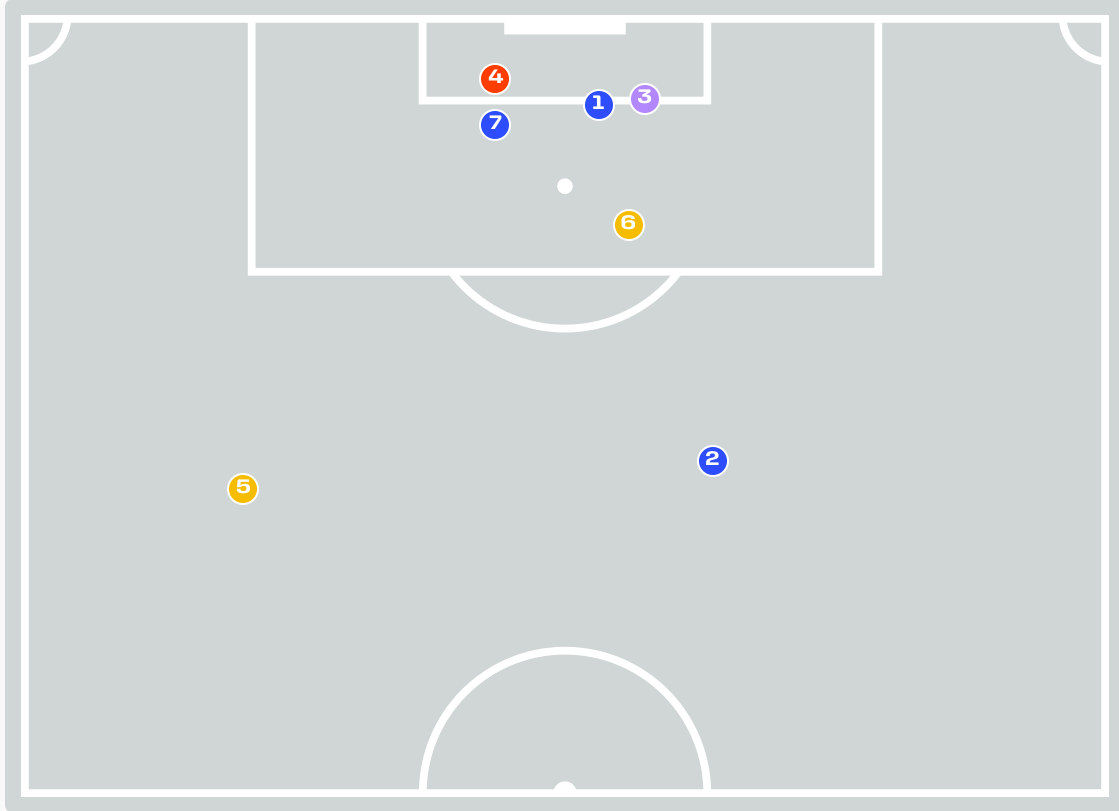
# Goalkeeping Distribution



# Goalkeeping Distribution



# Goal Prevention



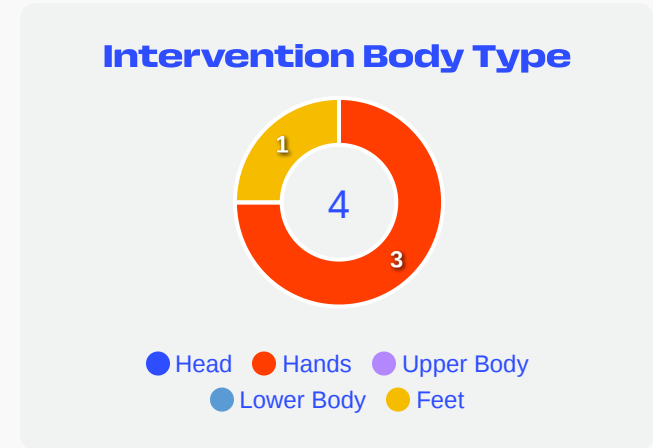
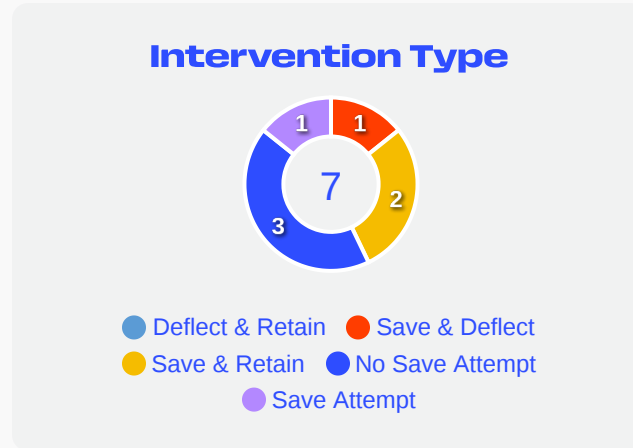
- Deflect and Retain
- Save and Deflect
- Save and Retain
- No Save Attempt
- Save Attempt

7

Total Attempts on Goal Faced

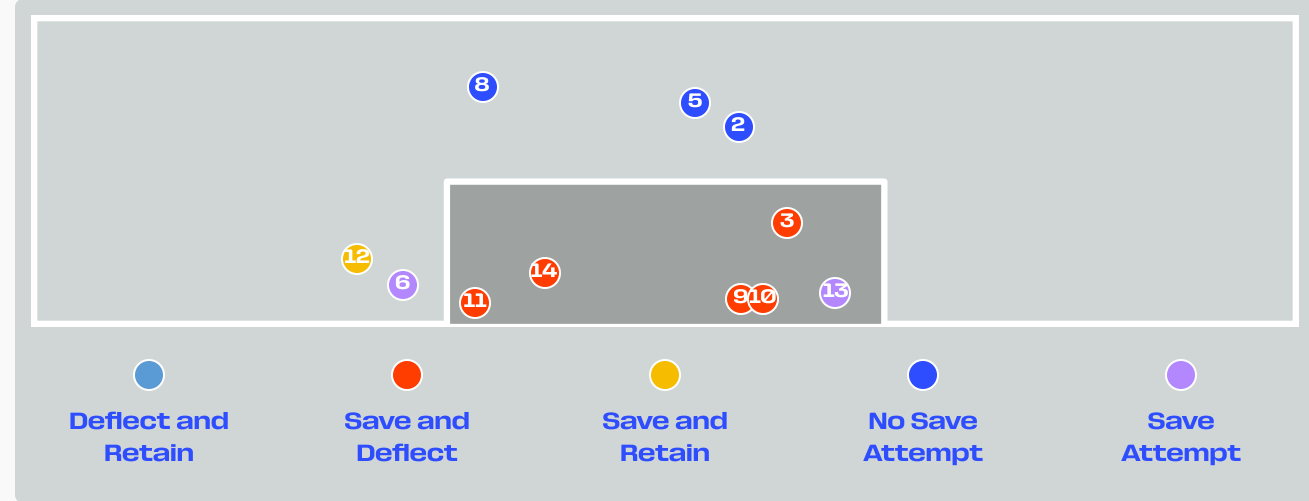
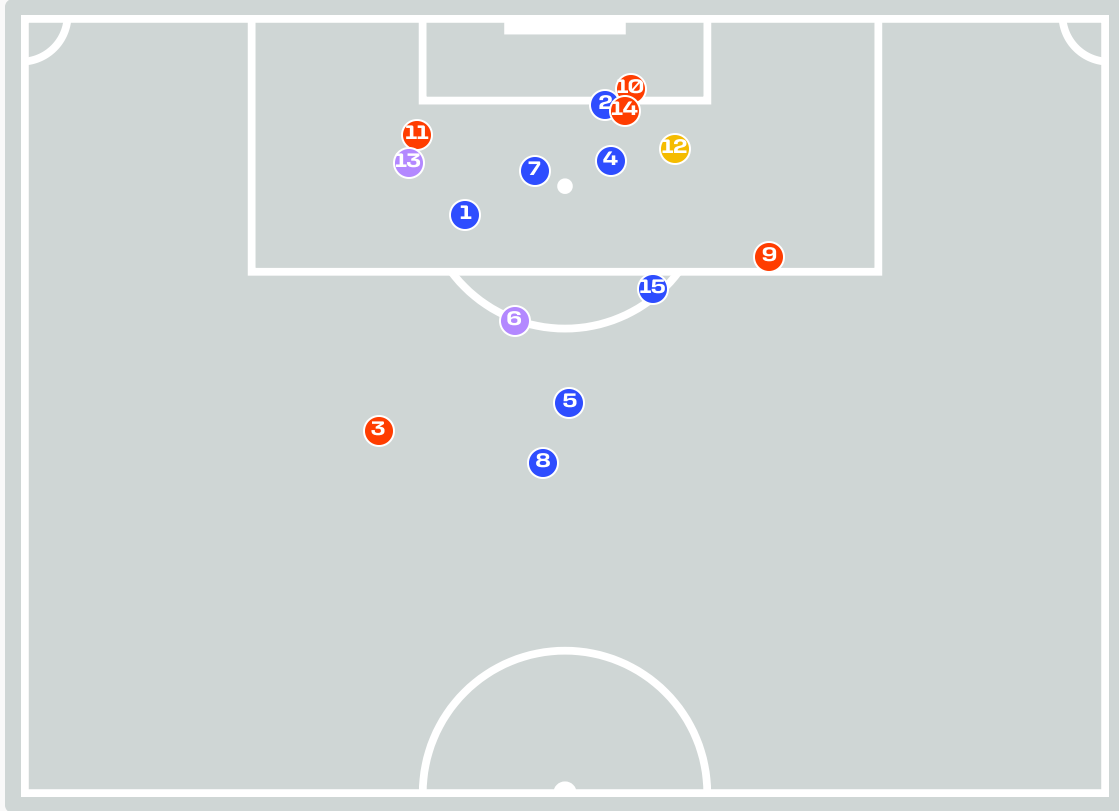
75

Save %



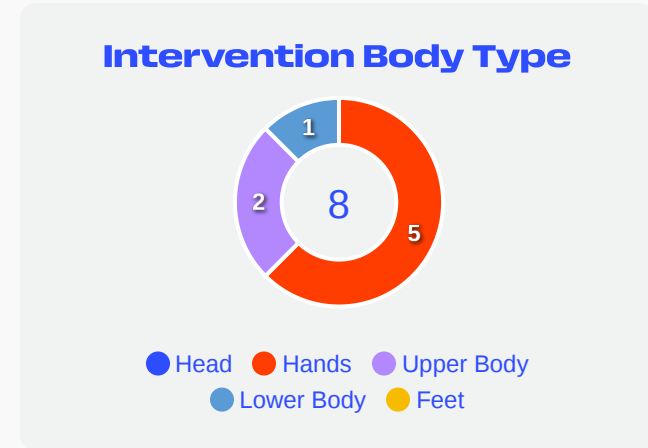
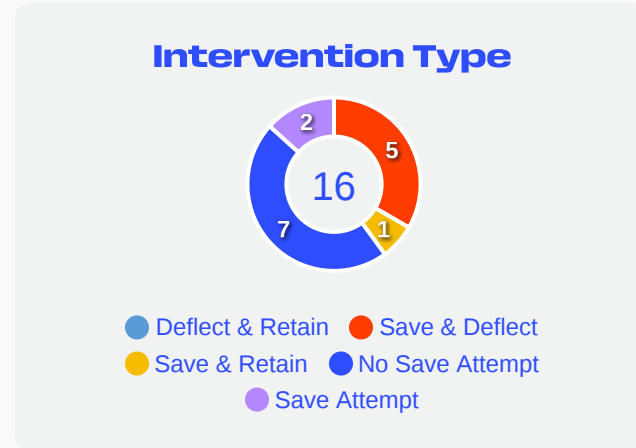
Total Attempts on Goal Faced	Total Goal Interventions	Save & Retain	Deflect & Retain	Save & Deflect	Save Attempt	No Save Attempt
7	3	2	0	1	1	3

# Goal Prevention



**15**  
Total Attempts on Goal Faced

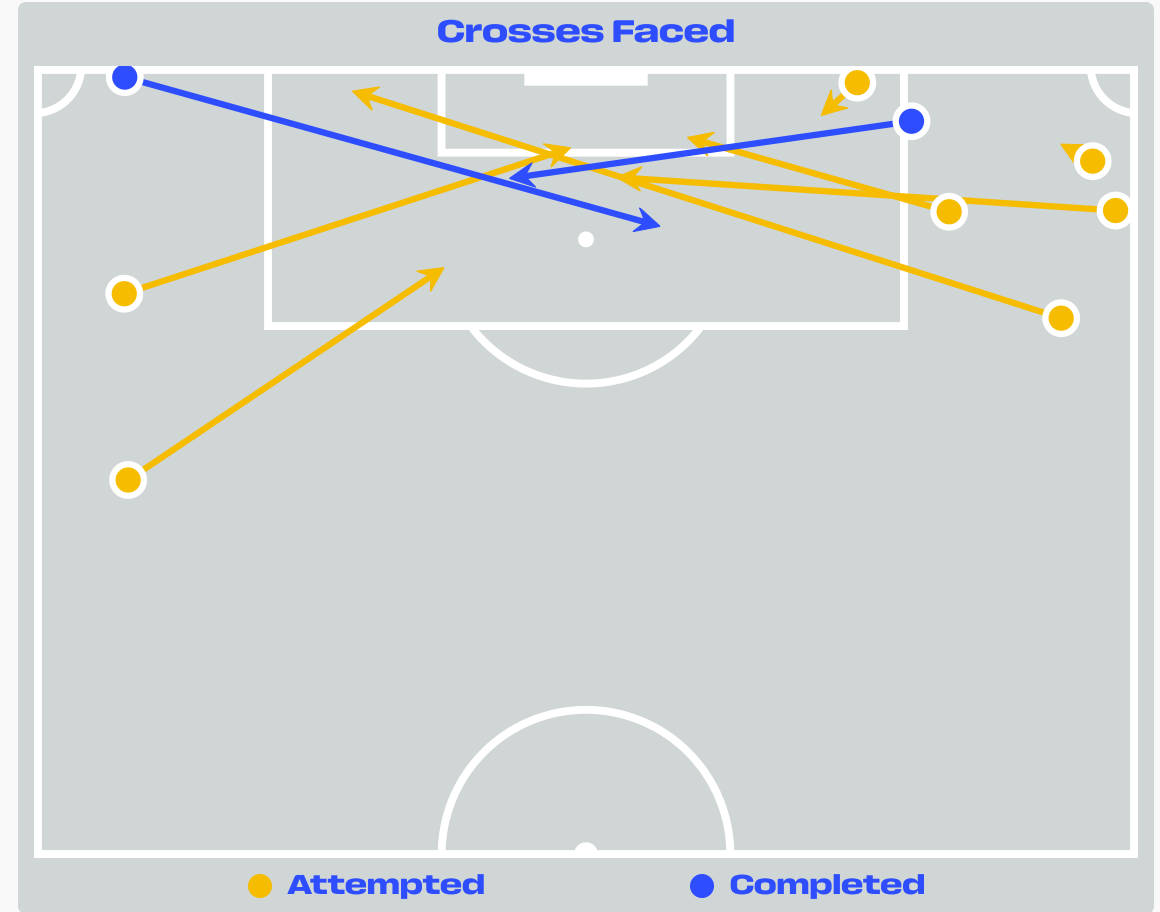



**67**  
Save %



Total Attempts on Goal Faced	Total Goal Interventions	Save & Retain	Deflect & Retain	Save & Deflect	Save Attempt	No Save Attempt
15	6	1	0	5	2	7

# Aerial Control

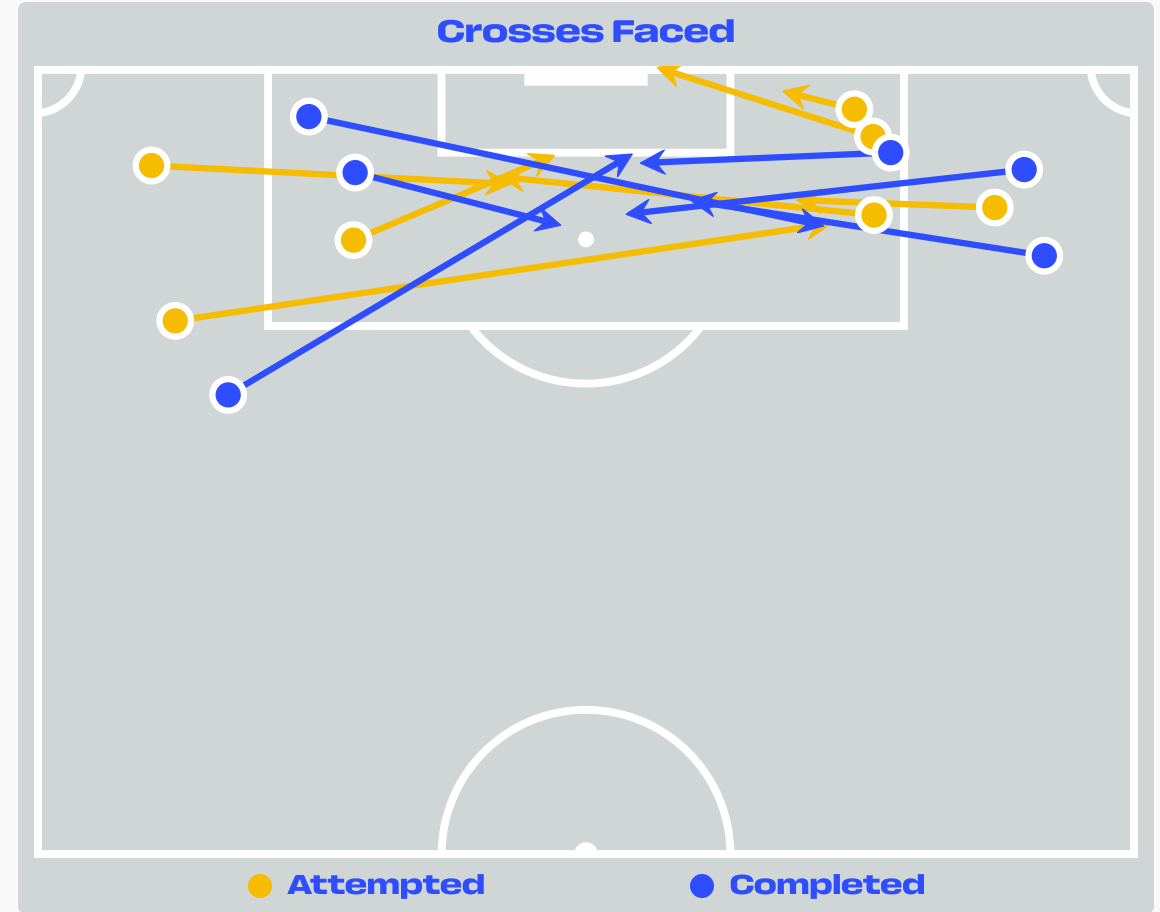


# Korea Republic



Delivery Types Faced

Total	In Swing	Out Swing	Driven	Lofted	Cutback	Push
15	2	10	0	1	1	1

# Aerial Control



**Delivery Types Faced**

Total	In Swing	Out Swing	Driven	Lofted	Cutback	Push
17	4	6	3	1	0	3

# SET PLAYS



Korea Republic v Czechia

# Set Plays

**Korea Republic** 

**48**

**Total Set Plays**

**18**

**Total Free Kicks**

**0**

**Total Penalties**

**4**

**Total Corners**

**26**

**Total Throw Ins**

## Free Kicks

Type	Total
Direct	16
Direct (on target)	0
Direct (off target)	0
Indirect	2

## Corners

Delivery Type	From Left Side	From Right Side	Total
Direct to Area	1	1	2
Short	1	1	2
Edge of Penalty Area	0	0	0

## Corners

Delivery Style	Total
Inswing	2
Outswing	0
Driven	0
Lofted	0

# Set Plays



32

**Total Set Plays**

11

**Total Free Kicks**

0

**Total Penalties**

5

**Total Corners**

16

**Total Throw Ins**

## Free Kicks

Type	Total
Direct	9
Direct (on target)	0
Direct (off target)	0
Indirect	2

## Corners

Delivery Type	From Left Side	From Right Side	Total
Direct to Area	2	3	5
Short	0	0	0
Edge of Penalty Area	0	0	0

## Corners

Delivery Style	Total
Inswing	2
Outswing	3
Driven	0
Lofted	0

# INDIVIDUAL DATA IN POSSESSION



Korea Republic v Czechia

## In Possession - Distributions



#	Player	Passes Attempted	Passes Completed	Pass Completion %	Switches of Play	Crosses Attempted	Crosses Completed	Line Breaks Attempted	Line Breaks Completed	Line Break Completion %	Ball Progressions	Take Ons	Step Ins	Attempts at Goal	Goals
1	KIM Seunggyu	35	21	60%	0	0	0	17	6	35%	0	0	0	0	0
2	LEE Hanbeom	60	53	88%	1	0	0	14	11	79%	3	0	3	1	0
3	LEE Gihyuk	58	56	97%	1	0	0	14	13	93%	2	0	2	0	0
4	KIM Minjae	50	49	98%	0	0	0	7	6	86%	1	0	1	0	0
6	HWANG Inbeom	79	70	89%	0	1	1	15	11	73%	1	1	0	3	1
7	SON Heungmin	22	20	91%	0	2	0	5	3	60%	3	2	1	6	0
8	PAIK Seunggho	63	57	90%	1	1	0	14	12	86%	1	0	1	0	0
10	LEE Jaesung	32	25	78%	1	1	0	4	2	50%	0	0	0	2	0
13	LEE Taeseok	33	28	85%	1	4	2	10	8	80%	0	0	0	0	0
19	LEE Kangin	38	38	100%	1	4	1	11	11	100%	8	8	0	1	0
22	SEOL Youngwoo	44	42	95%	0	3	1	6	4	67%	3	1	2	0	0
11	HWANG Heechan	10	10	100%	0	0	0	1	1	100%	3	3	0	0	0
16	PARK Jinseob	5	4	80%	0	0	0	2	1	50%	0	0	0	0	0
18	OH Hyeongyu	6	4	67%	0	0	0	1	0	0%	1	1	0	1	1
24	KIM Jingyu	4	3	75%	0	0	0	1	1	100%	0	0	0	1	0
25	EOM Jisung	3	3	100%	0	1	1	2	2	100%	1	1	0	0	0

## In Possession - Offers &amp; Receptions



			Offer movement types						
#	Player	Total Offers	In Front	In Between	Out to In	In to Out	In Behind	No Movement	Offers Received
1	KIM Seunggyu	12	0	0	0	0	0	12	5
2	LEE Hanbeom	30	9	0	0	0	3	18	14
3	LEE Gihyuk	25	7	0	0	0	0	18	10
4	KIM Minjae	11	1	0	0	0	0	10	7
6	HWANG Inbeom	46	29	10	0	0	4	3	28
7	SON Heungmin	30	3	11	0	0	14	2	14
8	PAIK Seungho	50	29	11	1	1	2	6	30
10	LEE Jaesung	33	12	3	1	2	11	4	19
13	LEE Taeseok	37	4	1	3	0	21	8	11
19	LEE Kangin	43	13	12	4	2	3	9	22
22	SEOL Youngwoo	34	2	2	1	2	16	11	12
11	HWANG Heechan	11	4	2	0	3	2	0	6
16	PARK Jinseob	3	2	0	0	1	0	0	2
18	OH Hyeongyu	6	0	1	0	1	4	0	2
24	KIM Jingyu	5	1	2	0	0	0	2	2
25	EOM Jisung	10	1	1	0	0	6	2	2

## In Possession - Distributions



#	Player	Passes Attempted	Passes Completed	Pass Completion %	Switches of Play	Crosses Attempted	Crosses Completed	Line Breaks Attempted	Line Breaks Completed	Line Break Completion %	Ball Progressions	Take Ons	Step Ins	Attempts at Goal	Goals
1	Matej KOVAR	32	15	47%	0	0	0	23	8	35%	0	0	0	0	0
4	Robin HRANAC	33	28	85%	0	0	0	6	2	33%	0	0	0	0	0
5	Vladimir COUFAL	32	24	75%	0	7	1	12	3	25%	2	2	0	0	0
6	Stepan CHALOUPEK	22	15	68%	1	0	0	10	6	60%	0	0	0	0	0
7	Ladislav KREJCI	45	31	69%	0	1	0	17	8	47%	0	0	0	1	1
10	Patrik SCHICK	5	3	60%	0	0	0	1	0	0%	0	0	0	0	0
15	Pavel SULC	16	13	81%	0	0	0	2	0	0%	1	1	0	1	0
17	Lukas PROVOD	20	16	80%	0	1	0	3	3	100%	1	1	0	0	0
20	Jaroslav ZELENY	34	27	79%	0	2	1	9	7	78%	2	1	1	0	0
22	Tomas SOUCEK	33	26	79%	0	0	0	8	6	75%	0	0	0	1	0
24	Alexandr SOJKA	34	26	76%	2	1	1	10	6	60%	3	2	1	0	0
9	Adam HLOZEK	3	2	67%	0	0	0	1	0	0%	1	0	1	2	0
13	Mojmir CHYTIL	2	2	100%	0	0	0	1	1	100%	0	0	0	0	0
18	Michal SADILEK	12	9	75%	1	3	1	4	2	50%	0	0	0	2	0
19	Tomas CHORY	4	4	100%	0	0	0	2	2	100%	0	0	0	0	0

## In Possession - Offers &amp; Receptions



			Offer movement types						
#	Player	Total Offers	In Front	In Between	Out to In	In to Out	In Behind	No Movement	Offers Received
1	Matej KOVAR	2	0	0	0	0	0	2	2
4	Robin HRANAC	1	0	0	0	0	0	1	1
5	Vladimir COUFAL	34	6	2	0	0	17	9	13
6	Stepan CHALOUPEK	4	1	0	0	0	0	3	3
7	Ladislav KREJCI	13	5	1	0	0	0	7	7
10	Patrik SCHICK	18	0	5	0	0	13	0	0
15	Pavel SULC	20	1	5	0	1	12	1	5
17	Lukas PROVOD	21	1	1	0	1	14	4	6
20	Jaroslav ZELENY	12	1	1	1	0	7	2	4
22	Tomas SOUCEK	9	4	5	0	0	0	0	4
24	Alexandr SOJKA	38	14	11	1	3	5	4	13
9	Adam HLOZEK	6	1	1	0	1	1	2	2
13	Mojmir CHYTL	2	0	0	0	0	2	0	1
18	Michal SADILEK	7	1	1	0	0	2	3	4
19	Tomas CHORY	10	0	4	0	0	6	0	2

# INDIVIDUAL DATA OUT OF POSSESSION



Korea Republic v Czechia

## Out of Possession



#	Player	Tackles Made / Won	Blocks	Interceptions	Pressing Direct	Pressing Indirect	Duels Won - Aerial	Duels Won - Physical	Possession Contests won	Clearances	Loose Ball Receptions	Pushing On	Pushing On into Pressing	Possession Regains	Possession Interrupted
1	KIM Seunggyu	0 / 0	0	0	0	0	0	0	0	1	6	0	0	5	1
2	LEE Hanbeom	1 / 0	4	0	5	7	5	0	5	5	2	22	4	8	5
3	LEE Gihyuk	1 / 0	2	1	1	3	5	0	5	13	1	9	1	7	9
4	KIM Minjae	2 / 1	3	2	3	1	4	0	4	5	2	6	3	9	2
6	HWANG Inbeom	0 / 0	2	2	4	15	2	0	2	3	3	14	9	3	2
7	SON Heungmin	0 / 0	0	0	0	16	0	0	0	0	2	10	3	0	0
8	PAIK Seunggho	0 / 0	0	0	0	9	1	0	1	4	4	16	2	2	2
10	LEE Jaesung	1 / 0	3	0	1	14	1	0	2	1	4	20	11	2	1
13	LEE Taeseok	1 / 1	1	0	1	5	2	0	2	4	3	12	3	5	3
19	LEE Kangin	3 / 0	1	0	1	25	0	0	1	0	2	12	9	0	2
22	SEOL Youngwoo	3 / 0	1	1	4	11	0	0	0	2	4	13	4	2	1
11	HWANG Heechan	0 / 0	1	0	1	3	0	0	0	1	1	2	1	1	1
16	PARK Jinseob	0 / 0	0	0	0	1	3	0	3	2	1	4	1	5	1
18	OH Hyeongyu	0 / 0	0	0	1	9	2	0	2	0	2	2	2	0	0
24	KIM Jingyu	0 / 0	0	0	0	4	1	0	1	0	0	4	2	1	0
25	EOM Jisung	1 / 0	0	0	0	2	1	0	1	0	2	2	2	0	1

## Out of Possession



#	Player	Tackles Made / Won	Blocks	Interceptions	Pressing Direct	Pressing Indirect	Duels Won - Aerial	Duels Won - Physical	Possession Contests won	Clearances	Loose Ball Receptions	Pushing On	Pushing On into Pressing	Possession Regains	Possession Interrupted
1	Matej KOVAR	0 / 0	0	0	0	0	0	0	0	1	4	0	0	8	1
4	Robin HRANAC	2 / 1	1	1	4	8	2	0	2	2	4	29	4	4	1
5	Vladimir COUFAL	1 / 0	1	1	5	7	1	0	1	2	8	36	8	2	4
6	Stepan CHALOUPEK	5 / 2	4	1	15	7	3	0	4	8	6	31	13	9	5
7	Ladislav KREJCI	4 / 1	1	0	4	9	3	0	3	5	9	19	6	3	6
10	Patrik SCHICK	0 / 0	1	0	2	25	1	0	1	1	3	31	16	0	1
15	Pavel SULC	4 / 2	2	0	7	39	0	0	0	1	3	25	17	3	2
17	Lukas PROVOD	3 / 1	1	0	3	24	1	0	1	2	3	17	8	2	2
20	Jaroslav ZELENY	1 / 0	2	2	1	20	1	0	1	4	5	34	8	4	2
22	Tomas SOUCEK	2 / 0	1	0	1	22	3	0	3	4	5	30	9	1	2
24	Alexandr SOJKA	4 / 0	4	0	7	44	0	0	0	1	10	41	24	3	1
9	Adam HLOZEK	1 / 1	0	0	3	16	1	0	1	0	1	12	7	1	0
13	Mojmir CHYTIL	0 / 0	0	0	1	3	0	0	0	0	0	2	2	0	0
18	Michal SADILEK	2 / 0	0	1	1	13	0	0	0	0	4	16	10	1	0
19	Tomas CHORY	0 / 0	0	0	0	10	5	0	5	0	0	14	6	1	0

# INDIVIDUAL DATA PHYSICAL



Korea Republic v Czechia

## Physical Data

Korea Republic



#	Player	Total Distance (m)	Zone 1: 0-7 km/h (m)	Zone 2: 7-15 km/h (m)	Zone 3: 15-20 km/h (m)	Zone 4: 20-25 km/h (m)	Zone 5: 25+ km/h (m)	High Speed Runs (Zone 3)	Sprints (Zone 4 & 5)	Top Speed (km/h)
1	KIM Seunggyu	5527.3	3920.1	1372.3	170.6	49.0	15.3	16.0	5.0	26.9
2	LEE Hanbeom	10260.7	3841.1	4522.5	1362.5	450.1	84.4	117.0	39.0	30.1
3	LEE Gihyuk	10659.3	3552.1	4578.5	1783.8	624.7	120.2	158.0	51.0	29.2
4	KIM Minjae	10124.4	3830.0	4407.7	1303.7	428.6	154.4	113.0	35.0	31.9
6	HWANG Inbeom	9516.0	2970.3	4727.8	1319.4	405.7	92.8	111.0	36.0	28.5
7	SON Heungmin	7029.0	2970.0	2600.4	605.8	486.1	366.6	58.0	38.0	35.2
8	PAIK Seungho	9350.8	3288.3	4562.8	1263.7	216.9	19.0	115.0	20.0	29.3
10	LEE Jaesung	7571.2	2523.8	3042.0	1270.6	534.4	200.4	110.0	44.0	29.2
13	LEE Taeseok	7706.3	2565.8	3389.9	1122.4	458.1	170.1	90.0	35.0	31.9
19	LEE Kangin	9529.9	3935.8	4107.1	1153.5	288.7	44.9	88.0	22.0	28.8
22	SEOL Youngwoo	11283.9	4222.8	4452.2	1488.9	738.3	381.7	115.0	53.0	31.8
11	HWANG Heechan	3482.9	1295.5	1476.8	450.5	167.6	92.5	45.0	13.0	29.9
16	PARK Jinseob	1652.4	570.8	708.3	251.1	117.3	4.8	22.0	7.0	25.7
18	OH Hyeongyu	3040.6	1145.8	1288.6	350.8	188.9	66.5	31.0	15.0	29.1
24	KIM Jingyu	1890.4	513.7	812.6	428.1	106.4	29.7	28.0	8.0	29.6
25	EOM Jisung	3180.4	1143.0	1216.0	508.6	178.4	134.3	40.0	13.0	30.6

## Physical Data



#	Player	Total Distance (m)	Zone 1: 0-7 km/h (m)	Zone 2: 7-15 km/h (m)	Zone 3: 15-20 km/h (m)	Zone 4: 20-25 km/h (m)	Zone 5: 25+ km/h (m)	High Speed Runs (Zone 3)	Sprints (Zone 4 & 5)	Top Speed (km/h)
1	Matej KOVAR	5039.3	3765.0	1160.1	99.0	15.3	0	12.0	1.0	22.3
4	Robin HRANAC	9570.0	3919.4	3947.6	1120.3	475.3	107.3	107.0	41.0	29.3
5	Vladimir COUFAL	11390.8	3854.4	4950.5	1740.5	635.7	209.7	145.0	48.0	30.6
6	Stepan CHALOUPEK	10873.7	4076.3	4497.6	1553.7	536.0	210.1	141.0	46.0	34.0
7	Ladislav KREJCI	10877.7	3953.9	4861.5	1665.8	366.1	30.4	136.0	27.0	26.5
10	Patrik SCHICK	8047.6	2319.8	4219.3	1066.3	377.3	64.8	90.0	28.0	28.9
15	Pavel SULC	7868.4	2664.4	3320.1	1346.8	360.2	176.9	120.0	31.0	31.2
17	Lukas PROVOD	7928.0	2419.7	3515.7	1282.9	517.2	192.6	109.0	45.0	33.3
20	Jaroslav ZELENY	10847.7	4053.7	4705.6	1263.4	629.5	195.5	96.0	49.0	30.4
22	Tomas SOUCEK	11828.0	3337.2	6080.7	1821.5	512.0	76.5	153.0	30.0	27.5
24	Alexandr SOJKA	10700.6	3149.1	4759.4	1949.2	682.0	160.9	163.0	50.0	29.9
9	Adam HLOZEK	3767.4	1305.4	1609.6	564.0	218.1	70.4	49.0	20.0	30.8
13	Mojmir CHYTIL	1627.3	535.6	719.4	191.3	118.2	62.7	17.0	8.0	29.7
18	Michal SADILEK	3922.7	1014.3	1688.5	771.3	364.4	84.2	71.0	30.0	29.3
19	Tomas CHORY	3339.2	1351.1	1265.9	459.4	213.2	49.5	36.0	18.0	28.3



TM