



Mexico 2 - 0 South Africa

Group A - Match 1

11 June 2026

13:00 Kick Off

Mexico City Stadium

POST MATCH SUMMARY REPORT

Match Summary - Teams



2 - 0

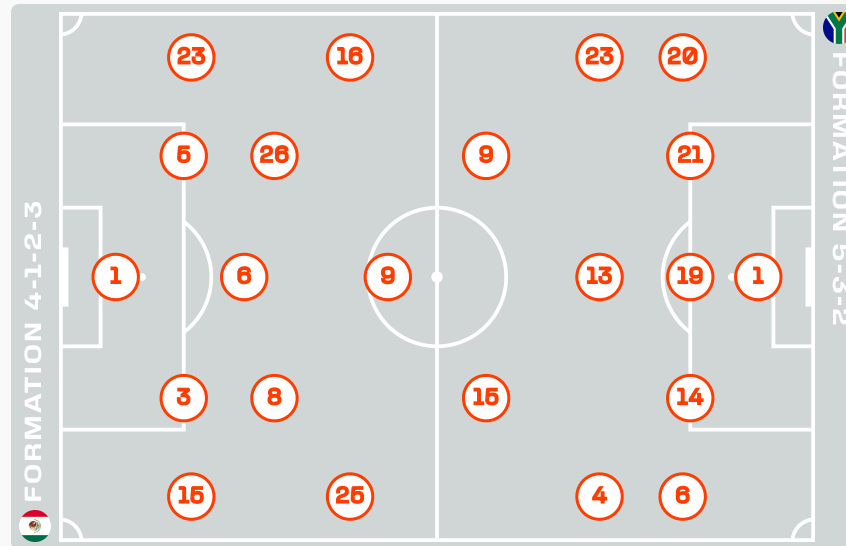


STARTING

- 1 GK Raul RANGEL
- 3 DF Cesar MONTES ■ 92'
- 5 DF Johan VASQUEZ
- 6 MF Erik LIRA ↓ 76'
- 8 MF Alvaro FIDALGO ↓ 66'
- 9 FW Raul JIMENEZ ⚽ 67' ↓ 76'
- 15 DF Israel REYES
- 16 FW Julian QUINONES ⚽ 9' ↓ 79'
- 23 DF Jesus GALLARDO
- 25 FW Roberto ALVARADO
- 26 MF Brian GUTIERREZ ■ 23' ↓ 66'

SUBSTITUTES

- 12 GK Carlos ACEVEDO
- 13 GK Guillermo OCHOA
- 2 DF Jorge SANCHEZ
- 4 DF Edson ALVAREZ ↑ 76'
- 7 MF Luis ROMO
- 10 FW Alexis VEGA ↑ 79'
- 11 FW Santiago GIMENEZ
- 14 FW Armando GONZALEZ ↑ 76'
- 17 MF Orbelin PINEDA
- 18 MF Obed VARGAS
- 19 MF Gilberto MORA ↑ 66'
- 20 DF Mateo CHAVEZ
- 21 FW Cesar HUERTA
- 22 FW Guillermo MARTINEZ
- 24 MF Luis CHAVEZ ↑ 66'



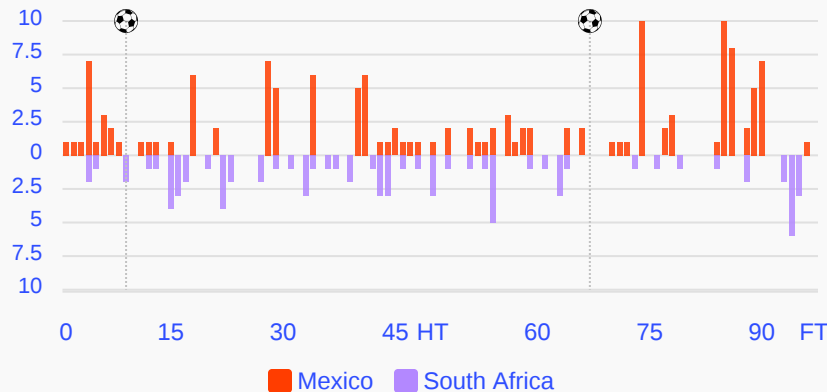
STARTING

- Ronwen WILLIAMS GK 1
- 17' Teboho MOKOENA MF 4
- ↓ 77' Aubrey MODIBA DF 6
- ↓ 56' Lyle FOSTER FW 9
- 49' Sphephelo SITHOLE MF 13
- Mbekezeli MBOKAZI DF 14
- ↓ 76' Iqraam RAYNERS FW 15
- 74' Nkosinathi SIBISI DF 19
- Khuliso MUDAU DF 20
- Ime OKON DF 21
- ↓ 62' Jayden ADAMS MF 23

SUBSTITUTES

- Siphos CHAINE GK 16
- Ricardo GOSS GK 22
- Thabang MATULUDI DF 2
- Khulumani NDAMANE DF 3
- ↑ 56' Thalente MBATHA MF 5
- ↑ 77' Oswin APPOLLIS FW 7
- Tshepang MOREMI FW 8
- Relebohile MOFOKENG FW 10
- 81' ↑ 62' Themba ZWANE MF 11
- Thapelo MASEKO FW 12
- ↑ 76' Evidence MAKGOPA FW 17
- Samukele KABINI DF 18
- Olwethu MAKHANYA DF 24
- Kamogelo SEBELEBELE FW 25
- Bradley CROSS DF 26

Distribution in the Final Third



Match Summary - Key Statistics



2 - 0



Possession

Total	57.1%	6.8%	36.1%	Total
2	Goals			0
1.78	xG (Expected Goals)			0.1
16 (4)	Attempts at Goal (On Target)			3 (2)
547 (495)	Total Passes (Complete)			351 (290)
90 %	Pass Completion %			83 %
105	Completed Line Breaks			57
10	Defensive Line Breaks			3
117	Receptions in the Final Third			36
13	Crosses			8
23	Ball Progressions			8
170 (26)	Defensive Pressures Applied (Direct Pressures)			306 (45)
31	Forced Turnovers			32
56	Second Balls			45
107.3 km	Total Distance Covered			97.1 km
5.3 km	Zone 4 - Low Speed Sprinting: 20-25 km/h			5.1 km



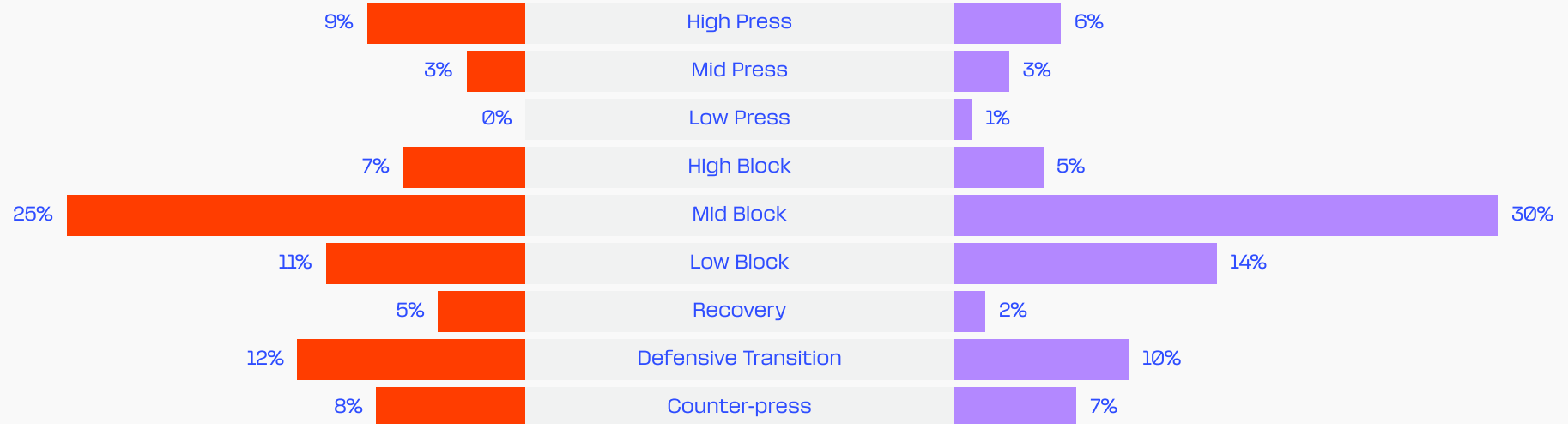
Phases of Play



IN POSSESSION



OUT OF POSSESSION

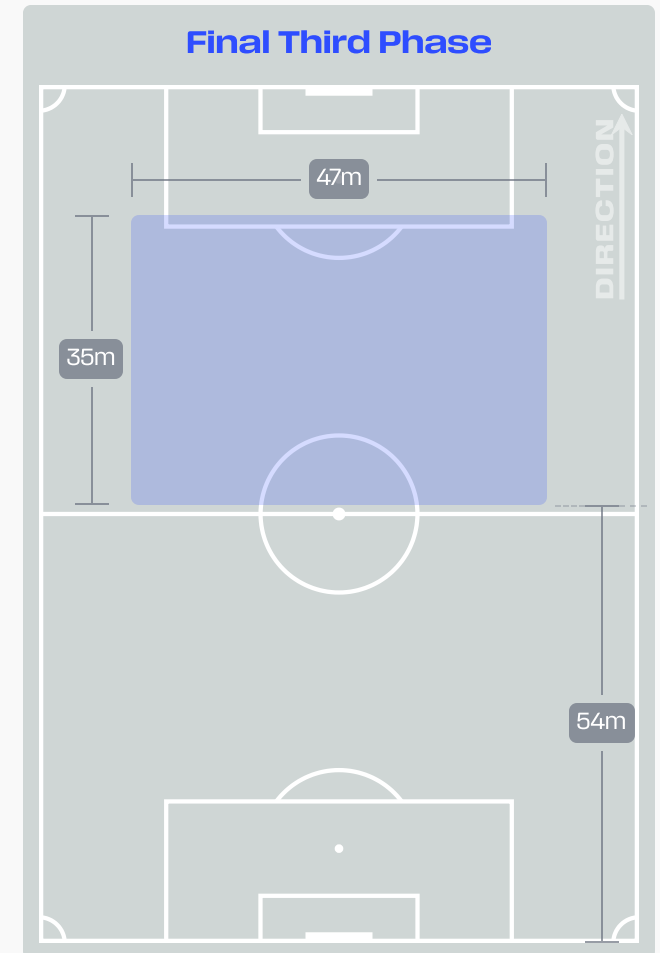
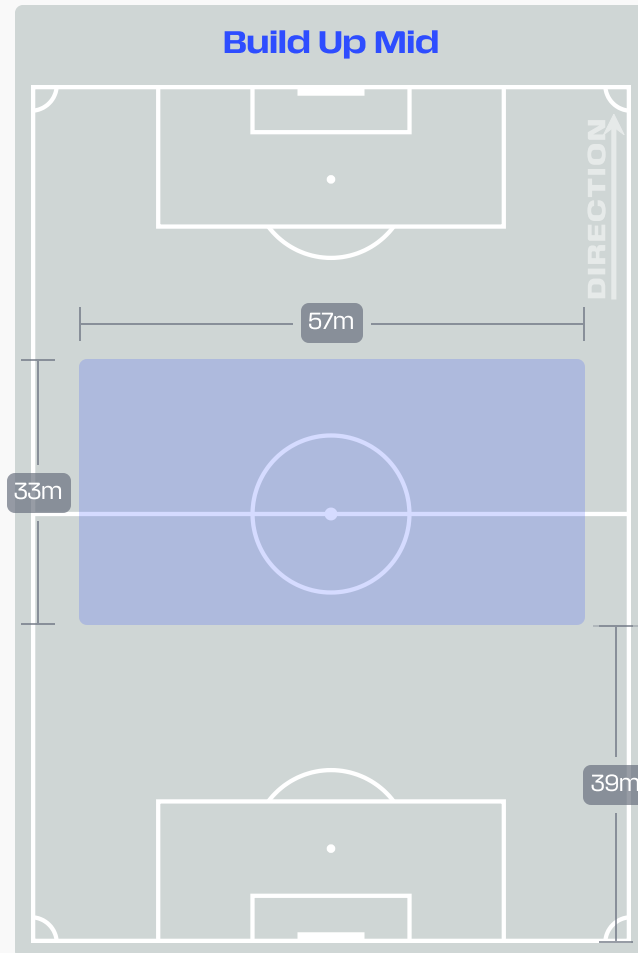
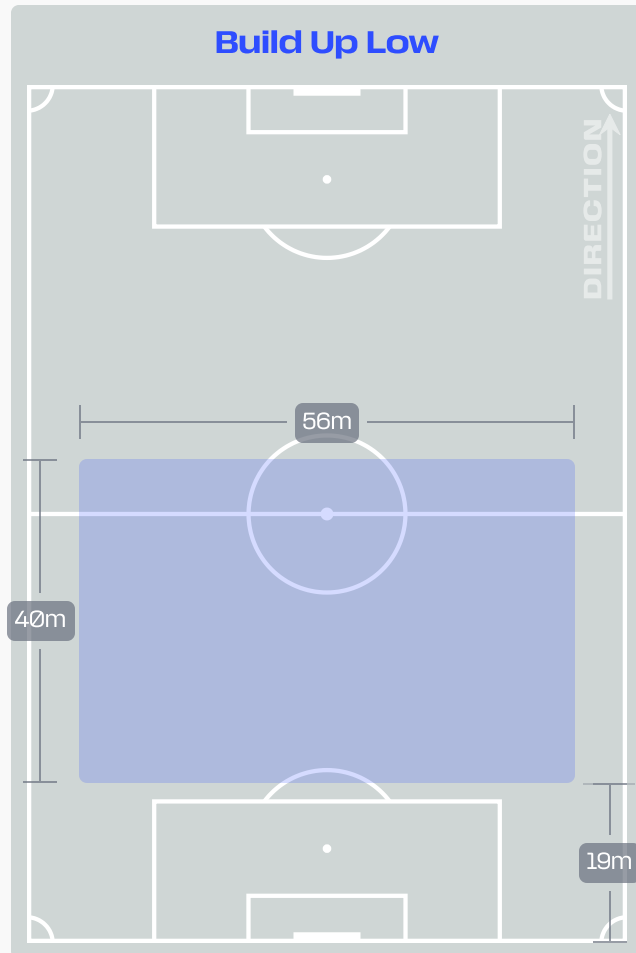


IN POSSESSION

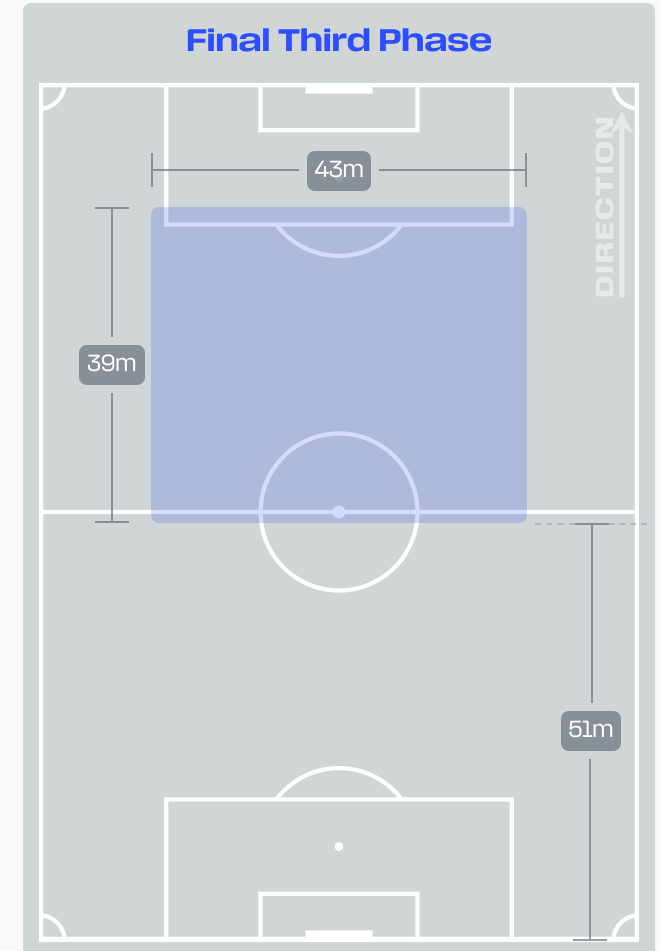
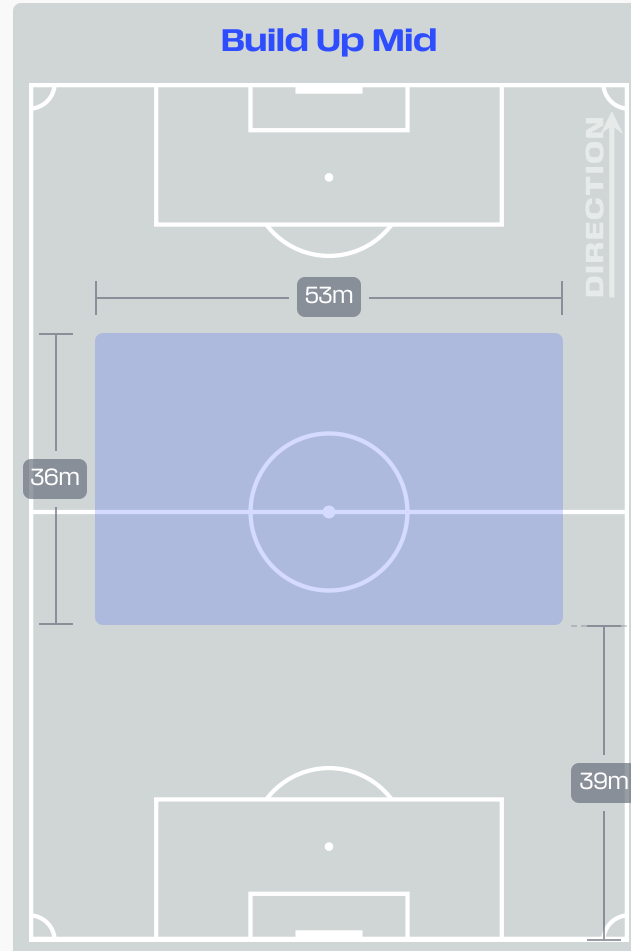
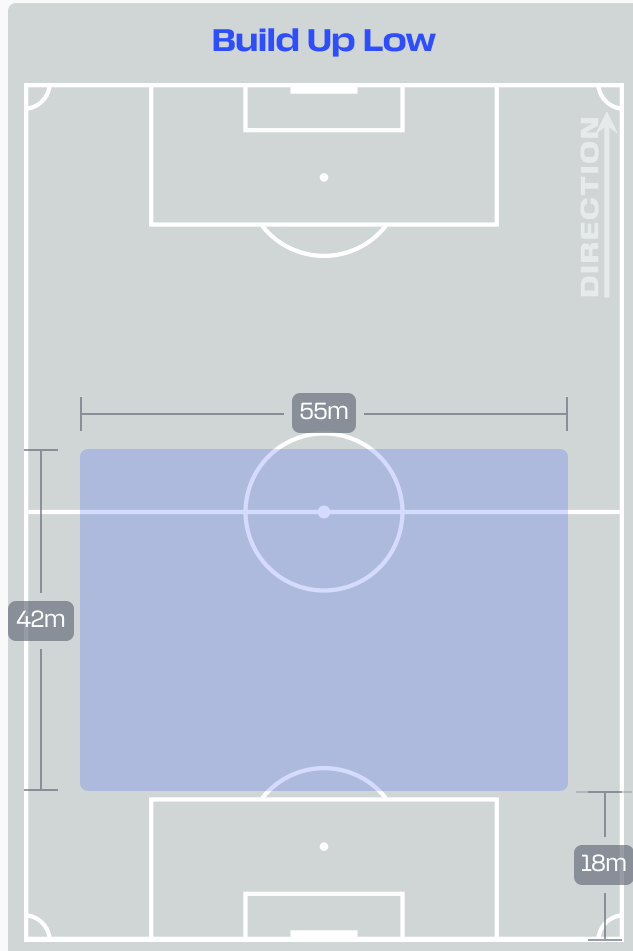


Mexico v South Africa

In Possession Line Height & Team Length



In Possession Line Height & Team Length



Line Breaks

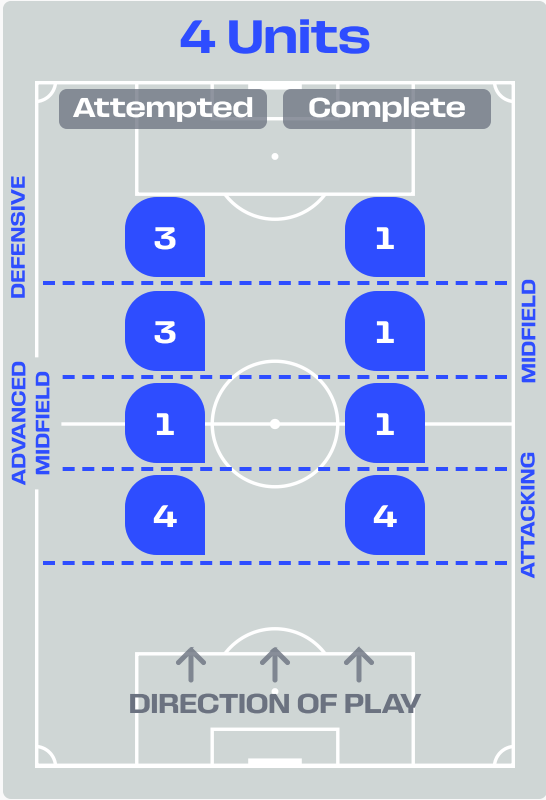


Attempted Line Breaks
136

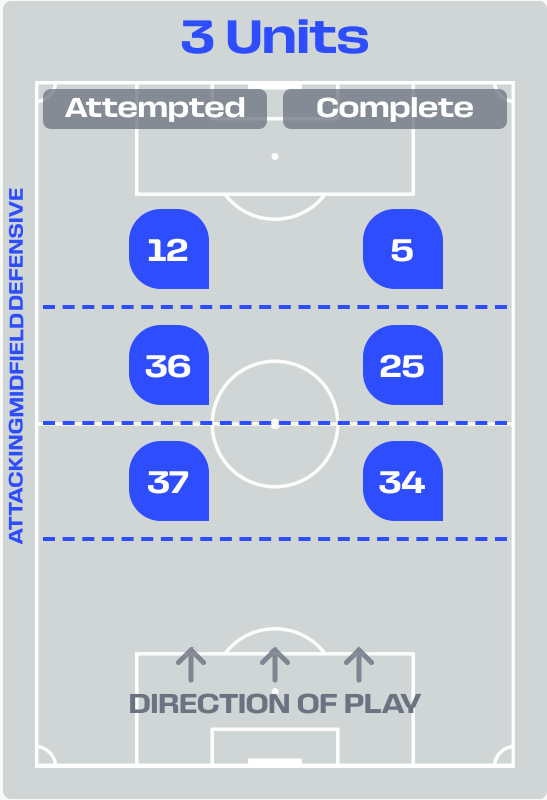
36 Attempted
33 Complete

48 Attempted
41 Complete

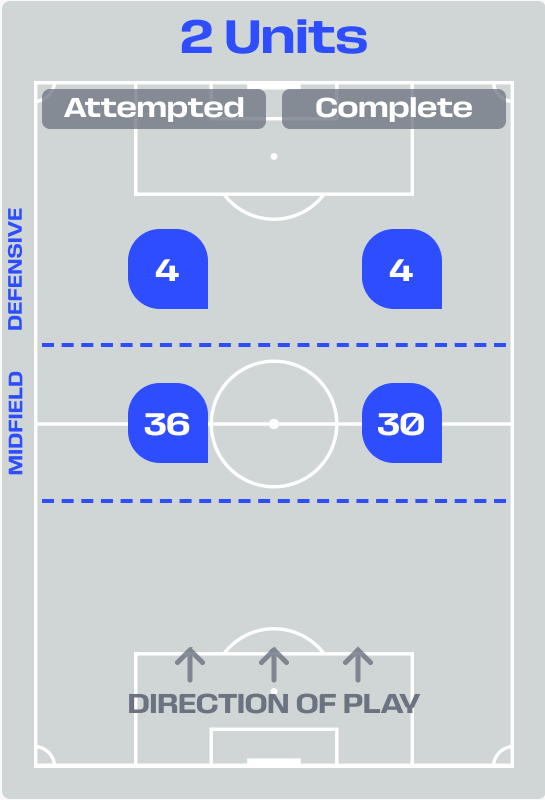
52 Attempted
31 Complete



Attempted Line Breaks **11**
 Inside Shape 7
 Outside Shape 4



Attempted Line Breaks **85**
 Inside Shape 40
 Outside Shape 45



Attempted Line Breaks **40**
 Inside Shape 23
 Outside Shape 17

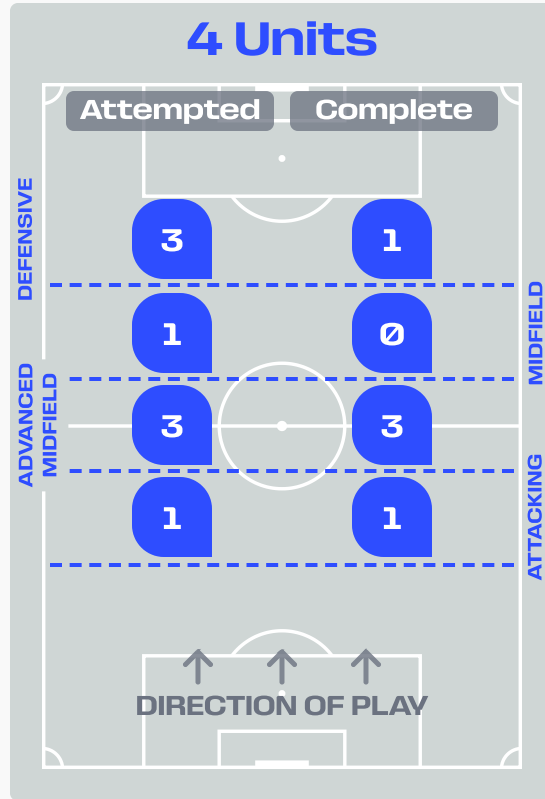
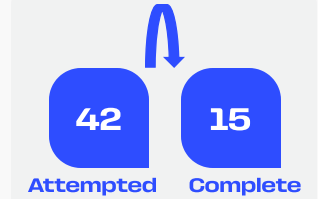
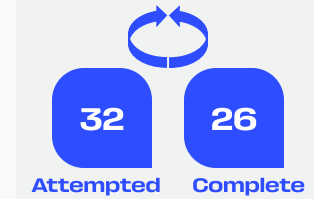
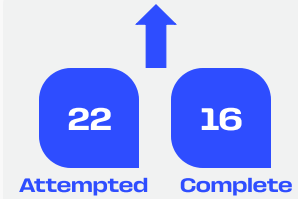
Line Breaks



South Africa

Attempted Line Breaks

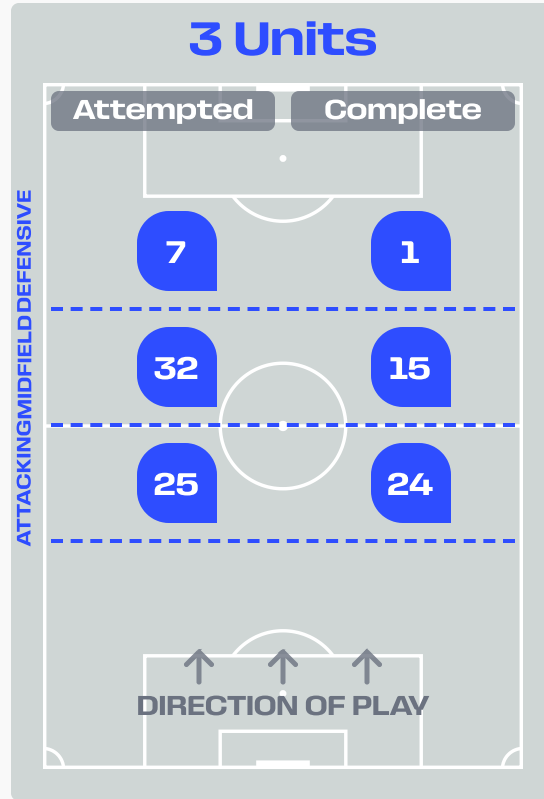
96



Attempted Line Breaks 8

Inside Shape 5

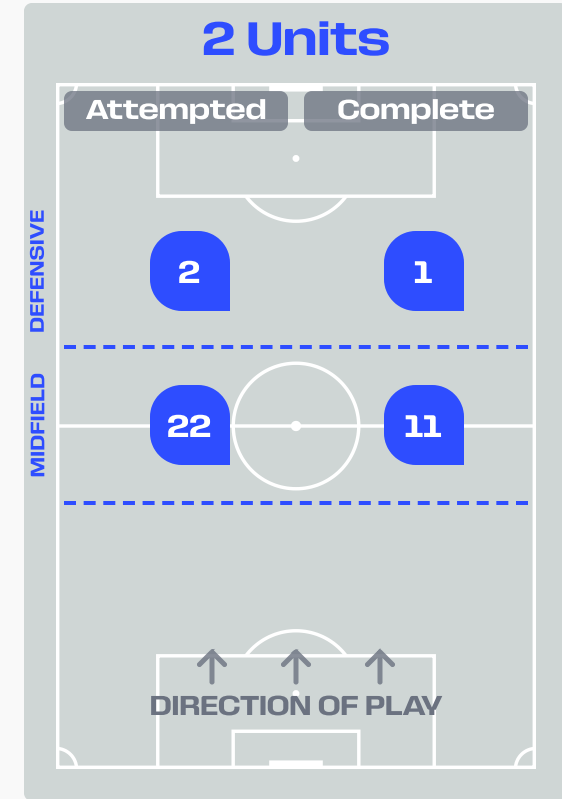
Outside Shape 3



Attempted Line Breaks 64

Inside Shape 41

Outside Shape 23



Attempted Line Breaks 24

Inside Shape 16

Outside Shape 8

Line Breaks



					4 Units				3 Units			2 Units		Direction			Distribution Type		
#	Player	Line Breaks Attempted	Line Breaks Completed	Line Break Completion %	Attacking Line	Attacking Midfield Line	Midfield Line	Defensive Line	Attacking Line	Midfield Line	Defensive Line	Midfield Line	Defensive Line	Through	Around	Over	Pass	Cross	Ball Progression
1	Raul RANGEL	13	10	77%	1	0	1	0	4	6	0	1	0	1	0	12	13	0	0
3	Cesar MONTES	17	12	71%	1	0	1	0	8	1	3	3	0	5	3	9	16	1	0
5	Johan VASQUEZ	16	13	81%	1	0	0	0	10	2	0	3	0	1	12	3	14	0	2
6	Erik LIRA	11	10	91%	0	0	0	0	6	2	0	3	0	6	3	2	11	0	0
8	Alvaro FIDALGO	7	4	57%	0	0	0	0	1	4	2	0	0	3	2	2	7	0	0
9	Raul JIMENEZ	3	2	67%	0	0	0	2	0	0	0	1	0	1	1	1	3	0	0
15	Israel REYES	13	9	69%	0	0	1	0	4	3	1	4	0	4	4	5	12	1	0
16	Julian QUINONES	12	12	100%	0	0	0	0	1	4	0	5	2	7	4	1	10	0	2
23	Jesus GALLARDO	10	5	50%	1	0	0	1	1	5	2	0	0	1	3	6	9	0	1
25	Roberto ALVARADO	11	8	73%	0	1	0	0	2	3	3	1	1	3	3	5	8	2	1
26	Brian GUTIERREZ	6	5	83%	0	0	0	0	0	4	0	2	0	2	2	2	6	0	0
4	Edson ALVAREZ	5	5	100%	0	0	0	0	0	0	0	5	0	1	2	2	5	0	0
10	Alexis VEGA	1	0	0%	0	0	0	0	0	0	1	0	0	0	1	0	0	0	1
14	Armando GONZALEZ	0	0	0%	0	0	0	0	0	0	0	0	0	0	0	0	0	0	0
19	Gilberto MORA	3	2	67%	0	0	0	0	0	1	0	2	0	0	2	1	2	0	1
24	Luis CHAVEZ	8	8	100%	0	0	0	0	0	1	0	6	1	1	6	1	8	0	0

Passing Networks



#	Passes From ↓ to →	Raul RANGEL	Cesar MONTES	Johan VASQUEZ	Erik LIRA	Alvaro FIDALGO	Raul JIMENEZ	Israel REYES	Julian QUINONES	Jesus GALLARDO	Roberto ALVARADO	Brian GUTIERREZ	Edson ALVAREZ	Alexis VEGA	Armando GONZALEZ	Gilberto MORA	Luis CHAVEZ
1	Raul RANGEL		6	8	4	0	2	2	1	3	1	0	0	0	0	0	0
3	Cesar MONTES	4		18	6	2	2	11	1	3	0	6	1	1	0	2	3
5	Johan VASQUEZ	12	17		10	7	0	3	4	13	0	1	2	0	0	2	6
6	Erik LIRA	0	7	13		5	0	7	4	1	2	2	0	0	0	1	0
8	Alvaro FIDALGO	1	1	3	7		2	1	5	6	2	2	0	0	0	0	0
9	Raul JIMENEZ	0	0	0	0	3		1	6	1	2	1	0	0	0	0	0
15	Israel REYES	2	14	2	4	2	1		3	2	6	2	1	0	0	1	0
16	Julian QUINONES	0	0	3	2	4	3	0		5	3	6	0	0	0	1	1
23	Jesus GALLARDO	0	1	10	5	2	0	1	3		0	2	0	0	0	2	6
25	Roberto ALVARADO	1	1	0	1	3	3	9	0	0		4	4	0	1	3	1
26	Brian GUTIERREZ	0	2	2	2	2	1	5	2	1	4		0	0	0	0	0
4	Edson ALVAREZ	1	0	2	0	0	0	1	0	1	5	0		0	1	2	1
10	Alexis VEGA	0	2	0	0	0	0	0	0	1	0	0	1		0	1	5
14	Armando GONZALEZ	0	0	0	0	0	0	0	0	0	1	0	0	0		0	0
19	Gilberto MORA	0	0	0	0	0	0	0	1	1	2	0	2	2	1		6
24	Luis CHAVEZ	0	1	6	0	0	0	1	3	6	1	0	2	7	0	1	

Top 5 Player to Player Passers		
Player	Passed To	% of Total Team Passes
Cesar MONTES	Johan VASQUEZ	3.8%
Johan VASQUEZ	Cesar MONTES	3.6%
Israel REYES	Cesar MONTES	3%
Johan VASQUEZ	Jesus GALLARDO	2.8%
Erik LIRA	Johan VASQUEZ	2.8%

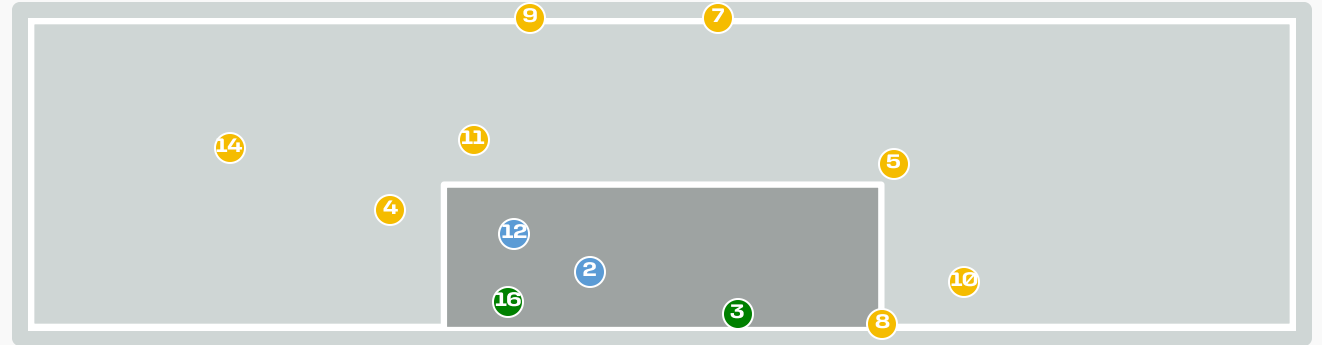
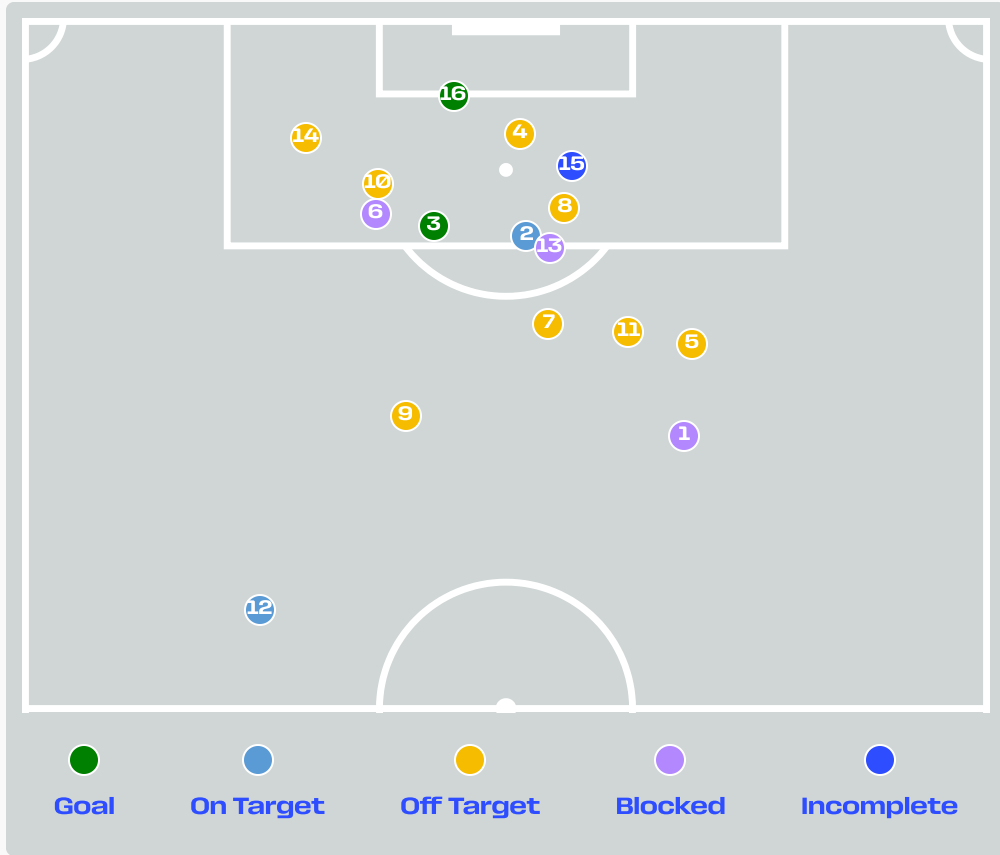
Passing Networks








#	Passes From ↓ to →	Ronwen WILLIAMS	Teboho MOKOENA	Aubrey MODIBA	Lyle FOSTER	Sphephelo SITHOLE	Mbekezeli MBOKAZI	Iqraam RAYNERS	Nkosinathi SIBISI	Khuliso MUDAU	Ime OKON	Jayden ADAMS	Thalente MBATHA	Oswin APPOLLIS	Themba ZWANE	Evidence MAKGOPA
1	Ronwen WILLIAMS		3	1	0	2	4	0	5	1	13	1	1	0	0	1
4	Teboho MOKOENA	1		6	0	4	5	2	7	5	6	2	0	1	1	0
6	Aubrey MODIBA	1	4		0	3	4	0	0	0	0	0	0	0	0	0
9	Lyle FOSTER	0	0	0		0	0	0	0	0	0	1	0	0	0	0
13	Sphephelo SITHOLE	0	1	1	0		5	0	5	1	1	3	0	0	0	0
14	Mbekezeli MBOKAZI	2	2	2	2	0		1	0	0	12	2	0	0	0	1
15	Iqraam RAYNERS	0	3	0	0	0	0		0	3	0	2	0	0	1	0
19	Nkosinathi SIBISI	9	5	0	0	2	1	0		14	6	1	0	1	1	0
20	Khuliso MUDAU	1	9	0	1	3	0	3	6		1	2	0	0	0	0
21	Ime OKON	13	7	0	2	3	7	0	10	1		1	0	1	1	0
23	Jayden ADAMS	1	2	3	3	1	0	2	2	2	0		0	0	0	0
5	Thalente MBATHA	0	0	1	0	0	0	0	2	1	0	0		0	0	0
7	Oswin APPOLLIS	0	2	0	0	0	2	0	0	1	0	0	0		0	0
11	Themba ZWANE	1	0	1	0	0	1	0	0	0	0	0	2	0		0
17	Evidence MAKGOPA	0	0	0	0	0	0	0	0	0	0	0	0	1	0	

Top 5 Player to Player Passers		
Player	Passed To	% of Total Team Passes
Nkosinathi SIBISI	Khuliso MUDAU	5%
Ronwen WILLIAMS	Ime OKON	4.7%
Ime OKON	Ronwen WILLIAMS	4.7%
Mbekezeli MBOKAZI	Ime OKON	4.3%
Ime OKON	Nkosinathi SIBISI	3.6%

Attempts at Goal




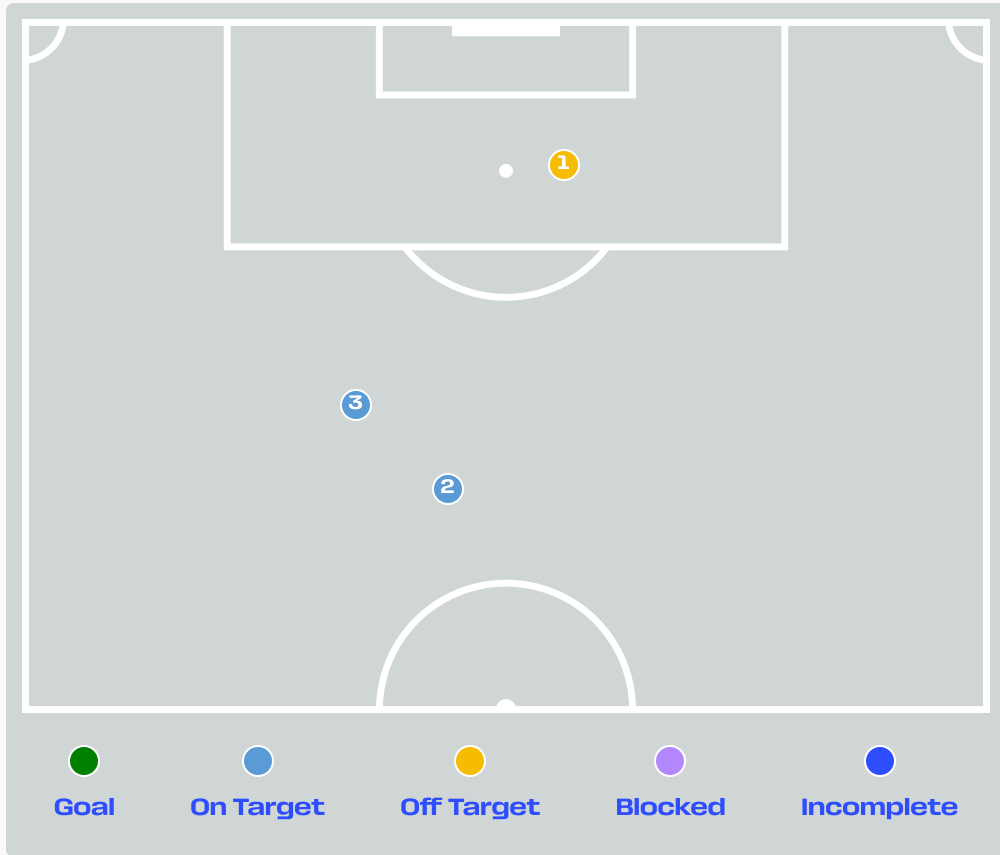
Key	Outcome	Shots
	Goals	2
	On Target	2
	Off Target	8
	Blocked	3
	Incomplete	1

Attempts at Goal



Time	Player	Outcome	Body Part	Delivery Type
3	26 Brian GUTIERREZ	Incomplete - Blocked	Right Foot	Freekick
4	9 Raul JIMENEZ	On Target - Saved	Left Foot	Cross
8	16 Julian QUINONES	On Target - Goal	Right Foot	Loose Ball
12	9 Raul JIMENEZ	Off Target - Saved	Head	Corner
19	16 Julian QUINONES	Off Target	Right Foot	Pass
29	26 Brian GUTIERREZ	Incomplete - Blocked	Right Foot	Pass
41	16 Julian QUINONES	Deflected Off Target - Defensive Event	Right Foot	Other
41	16 Julian QUINONES	Off Target	Right Foot	Pass
46	23 Jesus GALLARDO	Deflected Off Target - Defensive Event	Left Foot	Pass
48	26 Brian GUTIERREZ	Off Target	Right Foot	Pass
45	26 Brian GUTIERREZ	Off Target	Right Foot	Loose Ball
47	16 Julian QUINONES	On Target - Saved	Right Foot	Ball Progression
51	9 Raul JIMENEZ	Incomplete - Blocked	Right Foot	Freekick
51	23 Jesus GALLARDO	Off Target	Left Foot	Pass
57	15 Israel REYES	Incomplete - Player On Ball Error	Head	Freekick
66	9 Raul JIMENEZ	On Target - Goal	Head	Cross

Attempts at Goal



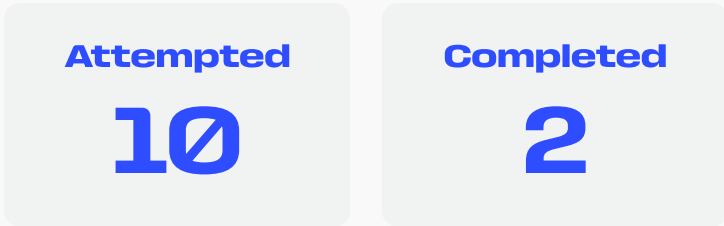
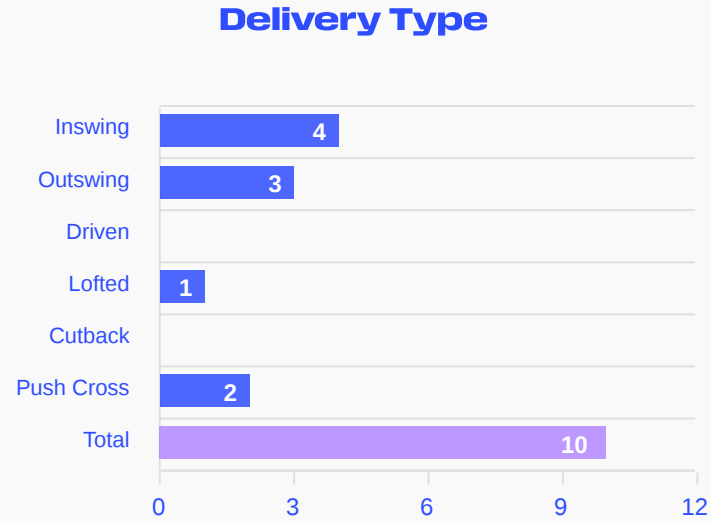
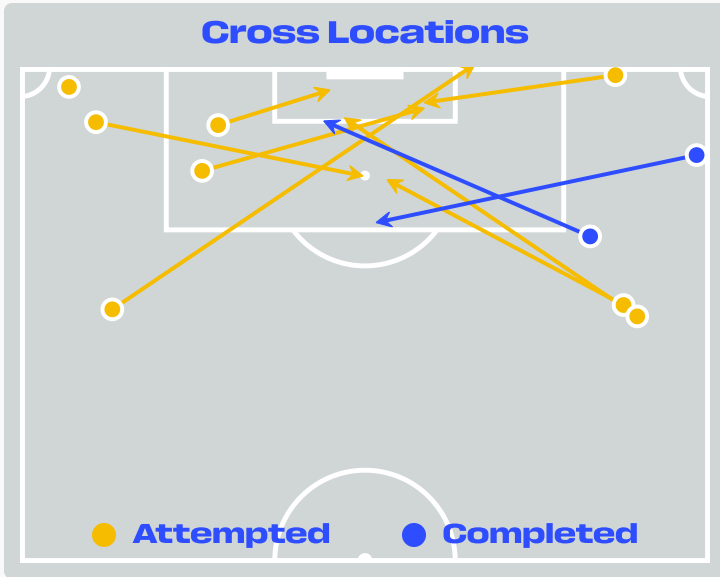
Key	Outcome	Shots
●	Goals	0
●	On Target	2
●	Off Target	1
●	Blocked	0
●	Incomplete	0

Attempts at Goal

South Africa 

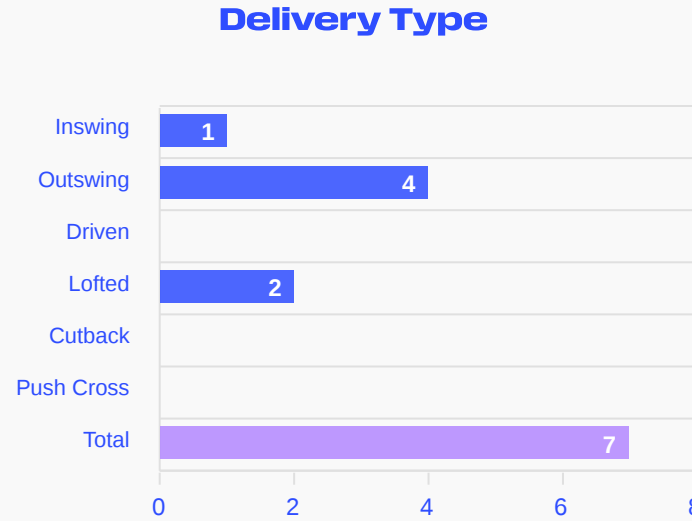
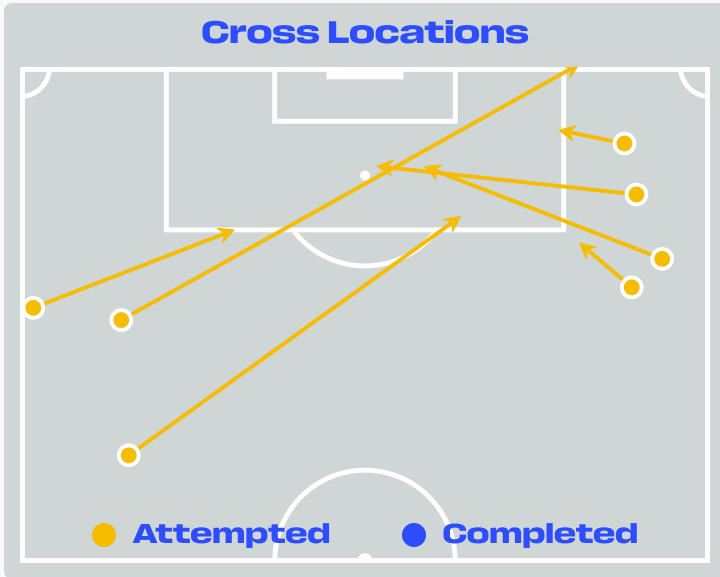
Time	Player	Outcome	Body Part	Delivery Type
37	9 Lyle FOSTER	Off Target	Head	Pass
44	14 Mbekezeli MBOKAZI	On Target - Saved	Left Foot	Loose Ball
55	6 Aubrey MODIBA	On Target - Saved	Left Foot	Pass

Crosses (Open Play)



#	Player	Inswing	Outswing	Driven	Lofted	Cutback	Push Cross	Total Attempted
1	Raul RANGEL	0	0	0	0	0	0	0
3	Cesar MONTES	0	0	0	1	0	0	1
5	Johan VASQUEZ	0	0	0	0	0	0	0
6	Erik LIRA	0	0	0	0	0	0	0
8	Alvaro FIDALGO	0	0	0	0	0	0	0
9	Raul JIMENEZ	0	0	0	0	0	0	0
15	Israel REYES	0	2	0	0	0	0	2
16	Julian QUINONES	1	0	0	0	0	0	1
23	Jesus GALLARDO	0	0	0	0	0	2	2
25	Roberto ALVARADO	2	0	0	0	0	0	2
26	Brian GUTIERREZ	0	0	0	0	0	0	0
4	Edson ALVAREZ	0	0	0	0	0	0	0
10	Alexis VEGA	1	0	0	0	0	0	1
14	Armando GONZALEZ	0	0	0	0	0	0	0
19	Gilberto MORA	0	0	0	0	0	0	0
24	Luis CHAVEZ	0	1	0	0	0	0	1

Crosses (Open Play)



#	Player	Inswing	Outswing	Driven	Lofted	Cutback	Push Cross	Total Attempted
1	Ronwen WILLIAMS	0	0	0	0	0	0	0
4	Teboho MOKOENA	0	1	0	0	0	0	1
6	Aubrey MODIBA	1	1	0	0	0	0	2
9	Lyle FOSTER	0	0	0	0	0	0	0
13	Sphephelo SITHOLE	0	0	0	0	0	0	0
14	Mbekezeli MBOKAZI	0	1	0	1	0	0	2
15	Iqraam RAYNERS	0	0	0	1	0	0	1
19	Nkosinathi SIBISI	0	0	0	0	0	0	0
20	Khuliso MUDAU	0	1	0	0	0	0	1
21	Ime OKON	0	0	0	0	0	0	0
23	Jayden ADAMS	0	0	0	0	0	0	0
5	Thalente MBATHA	0	0	0	0	0	0	0
7	Oswin APPOLLIS	0	0	0	0	0	0	0
11	Themba ZWANE	0	0	0	0	0	0	0
17	Evidence MAKGOPA	0	0	0	0	0	0	0



Attempted

7

Completed

0

Most Crosses Attempted

2

Aubrey MODIBA
LEFT BACK

Offering to Receive

424

Total Offers Made

166

Total Offers Received

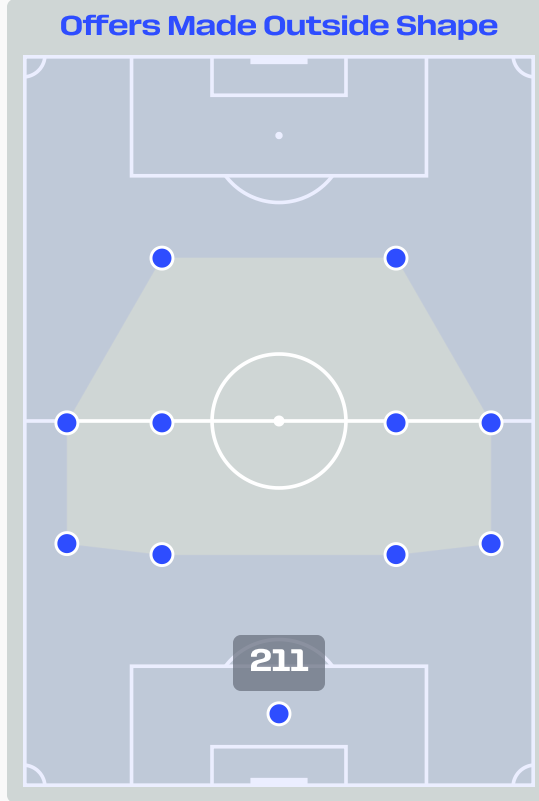
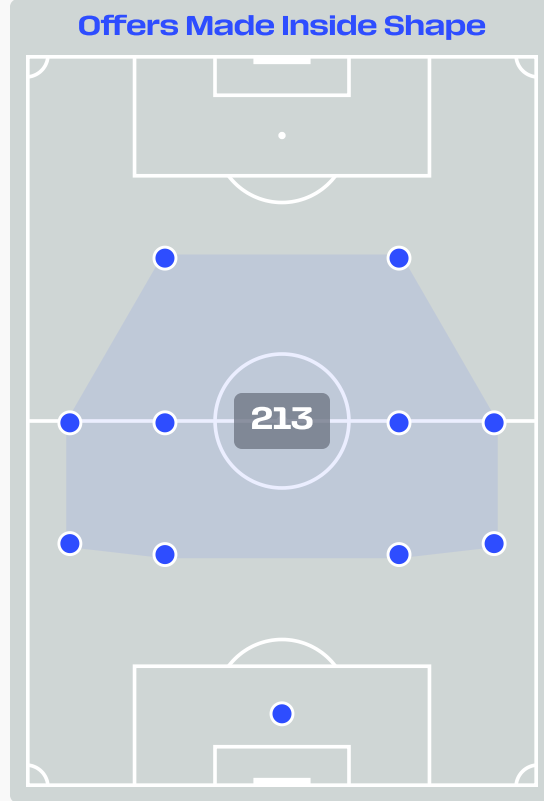
Most Offers

54

Julian QUINONES
LEFT WINGER

134

Offers Made in Final Third



212

Offers Made in Middle Third

78

Offers Made in Defensive Third

#	Player	Offers Made	Offers Received	% Made & Received
1	Raul RANGEL	13	4	30.8%
3	Cesar MONTES	6	3	50%
5	Johan VASQUEZ	22	15	68.2%
6	Erik LIRA	49	23	46.9%
8	Alvaro FIDALGO	43	15	34.9%
9	Raul JIMENEZ	25	8	32%
15	Israel REYES	30	10	33.3%
16	Julian QUINONES	54	18	33.3%
23	Jesus GALLARDO	32	10	31.2%
25	Roberto ALVARADO	41	12	29.3%
26	Brian GUTIERREZ	37	15	40.5%
4	Edson ALVAREZ	19	8	42.1%
10	Alexis VEGA	12	5	41.7%
14	Armando GONZALEZ	7	2	28.6%
19	Gilberto MORA	18	6	33.3%
24	Luis CHAVEZ	16	12	75%

Offering to Receive

South Africa

247

Total Offers Made

94

Total Offers Received

Most Offers

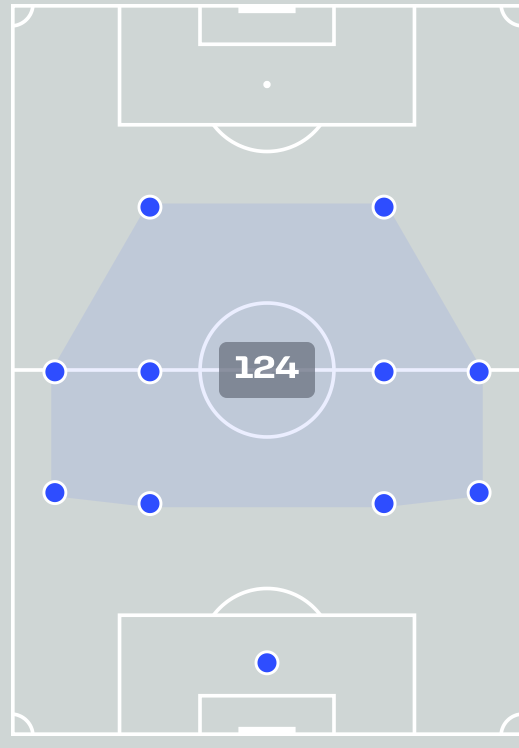
39

Teboho MOKOENA
LEFT MIDFIELD

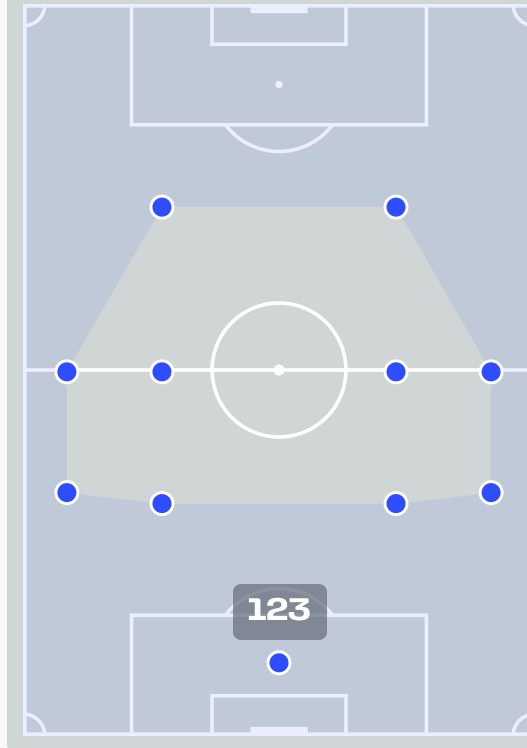
71

Offers Made in Final Third

Offers Made Inside Shape



Offers Made Outside Shape



104

Offers Made in Middle Third

72

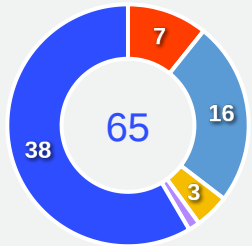
Offers Made in Defensive Third

#	Player	Offers Made	Offers Received	% Made & Received
1	Ronwen WILLIAMS	17	10	58.8%
4	Teboho MOKOENA	39	18	46.2%
6	Aubrey MODIBA	19	7	36.8%
9	Lyle FOSTER	20	4	20%
13	Sphephelo SITHOLE	21	8	38.1%
14	Mbekezeli MBOKAZI	9	7	77.8%
15	Iqraam RAYNERS	36	6	16.7%
19	Nkosinathi SIBISI	16	10	62.5%
20	Khuliso MUDAU	19	8	42.1%
21	Ime OKON	13	5	38.5%
23	Jayden ADAMS	19	6	31.6%
5	Thalente MBATHA	5	1	20%
7	Oswin APPOLLIS	3	0	0%
11	Themba ZWANE	6	3	50%
17	Evidence MAKGOPA	5	1	20%

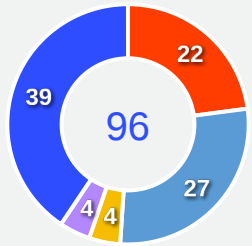
Movement to Receive

Movement Types by Phase

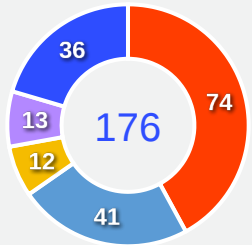
Final Third Phase



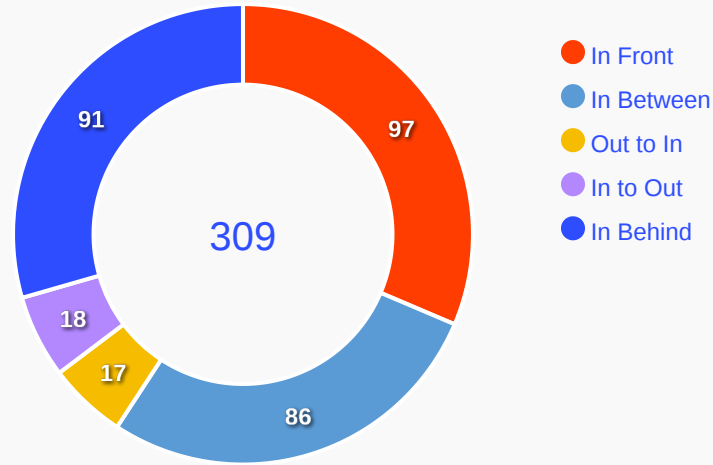
Progression Phase



Build Up Phase



All Movement Types

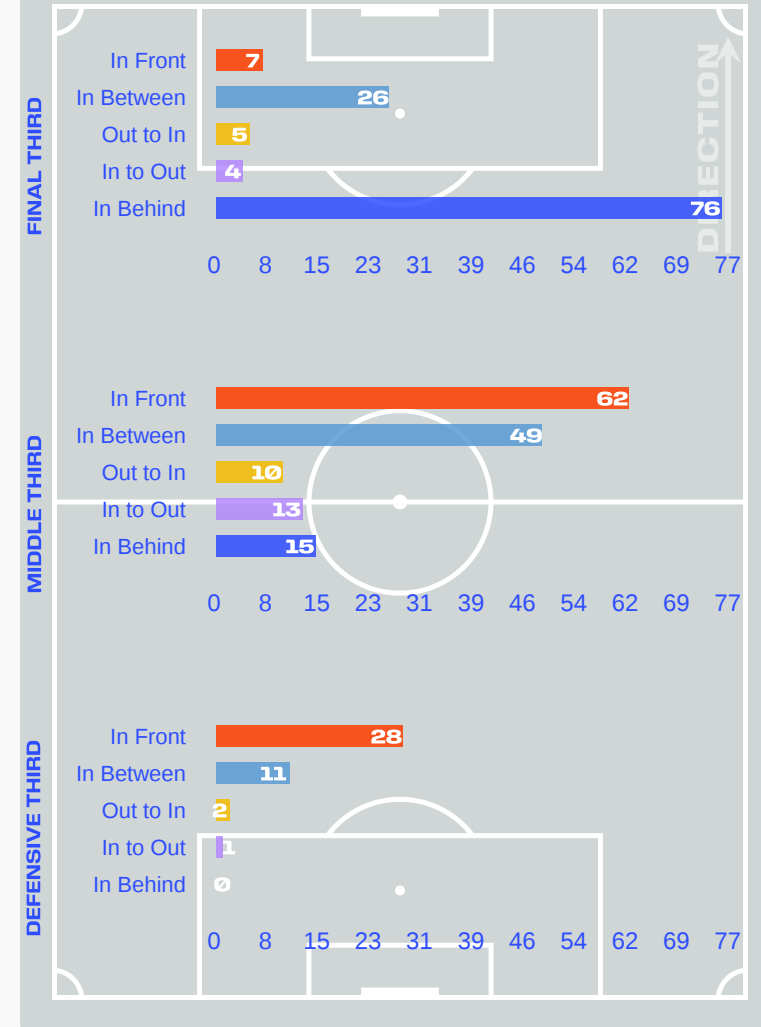


- In Front
- In Between
- Out to In
- In to Out
- In Behind

Top Ranked Players

Type	Player	Movements
In Front	6 Erik LIRA	25
In Between	16 Julian QUINONES	21
Out to In	16 Julian QUINONES	5
In to Out	8 Alvaro FIDALGO	6
In Behind	25 Roberto ALVARADO	22

Movement Types Pitch Third

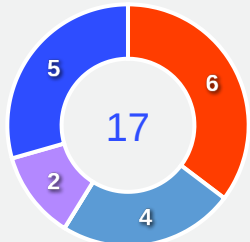


Movement to Receive

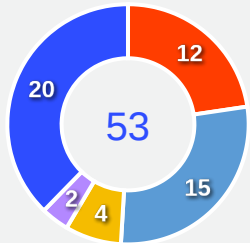


Movement Types by Phase

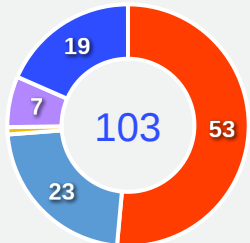
Final Third Phase



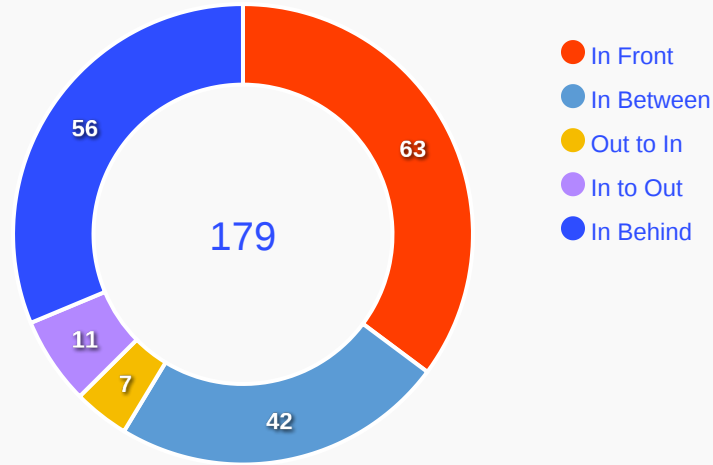
Progression Phase



Build Up Phase



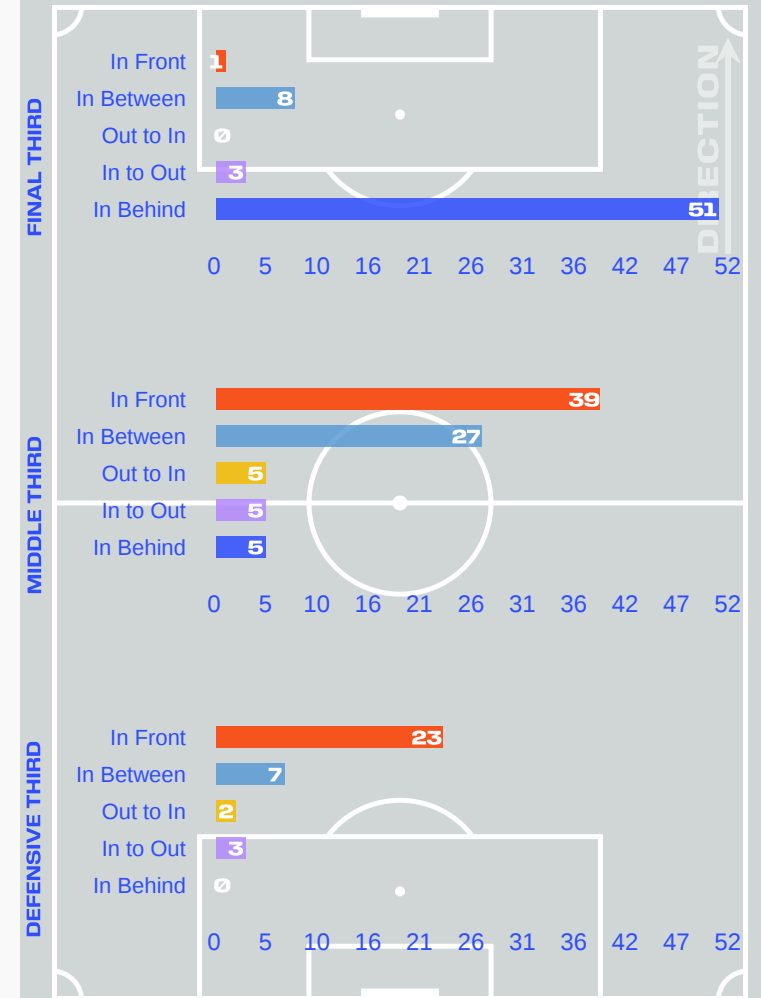
All Movement Types



Top Ranked Players

Type	Player	Movements
In Front	4 Teboho MOKOENA	23
In Between	15 Iqraam RAYNERS	9
Out to In	6 Aubrey MODIBA	3
In to Out	4 Teboho MOKOENA	4
In Behind	15 Iqraam RAYNERS	24

Movement Types Pitch Third



OUT OF POSSESSION



Mexico v South Africa

Defensive Actions

31

Forced Turnovers

37

Possession Regained

6

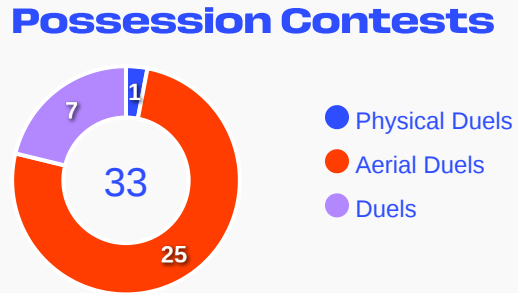
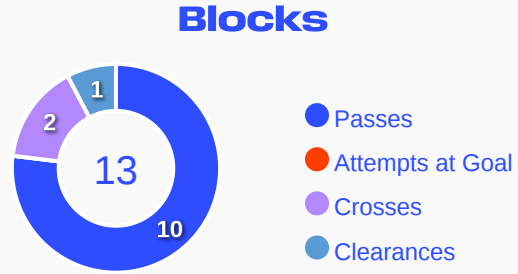
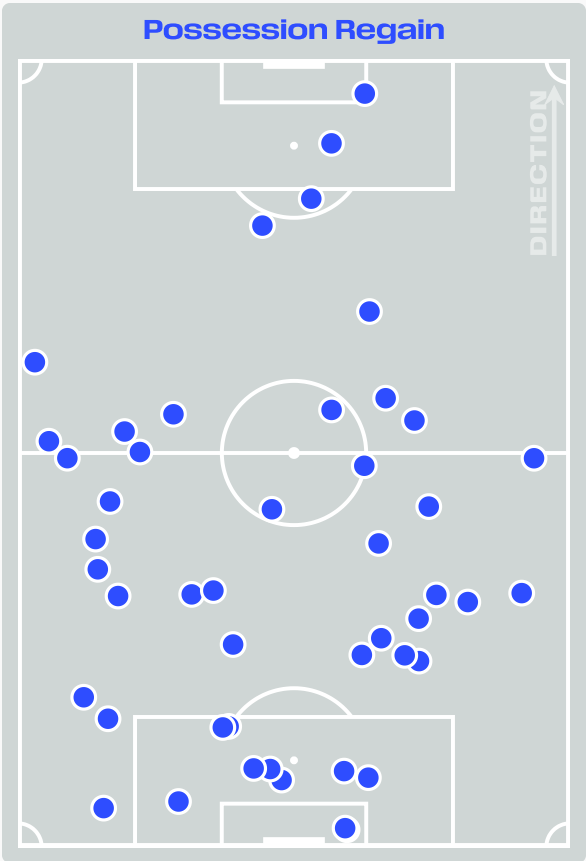
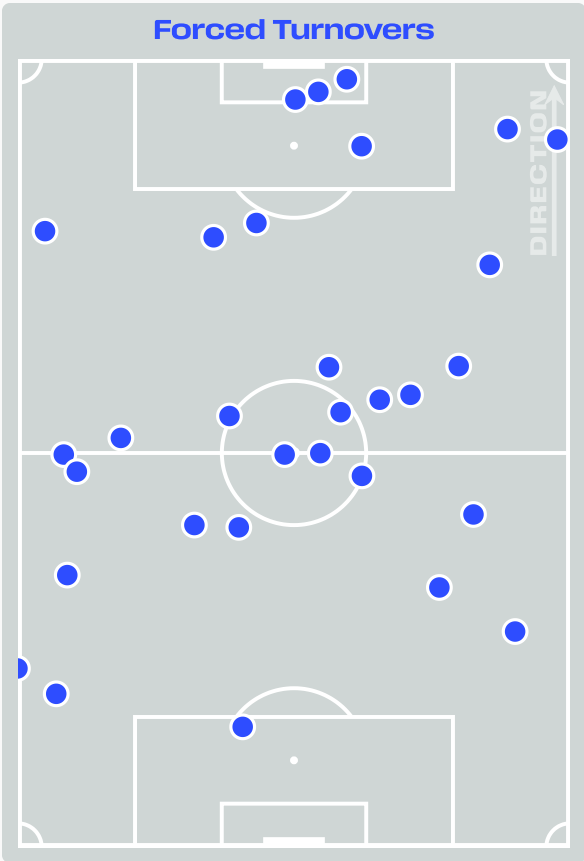
Interceptions

16

Tackles

10.36

Possession Actions / Defensive Action



Most Possession Regains

8

Jesus GALLARDO
LEFT BACK

#	Player	Total Possession Regains
1	Raul RANGEL	6
3	Cesar MONTES	4
5	Johan VASQUEZ	3
6	Erik LIRA	1
8	Alvaro FIDALGO	1
9	Raul JIMENEZ	2
15	Israel REYES	3
16	Julian QUINONES	1
23	Jesus GALLARDO	8
25	Roberto ALVARADO	5
26	Brian GUTIERREZ	0
4	Edson ALVAREZ	1
10	Alexis VEGA	0
14	Armando GONZALEZ	0
19	Gilberto MORA	1
24	Luis CHAVEZ	1

Defensive Actions

32

Forced Turnovers

41

Possession Regained

9

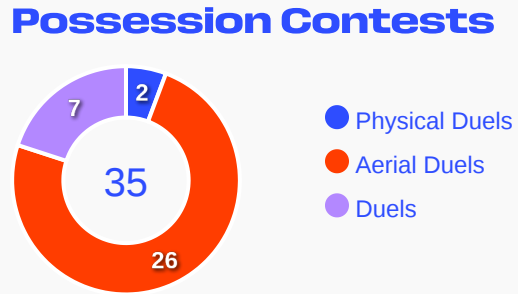
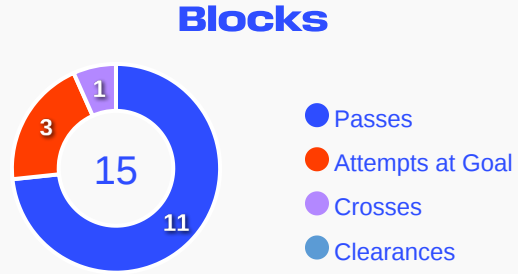
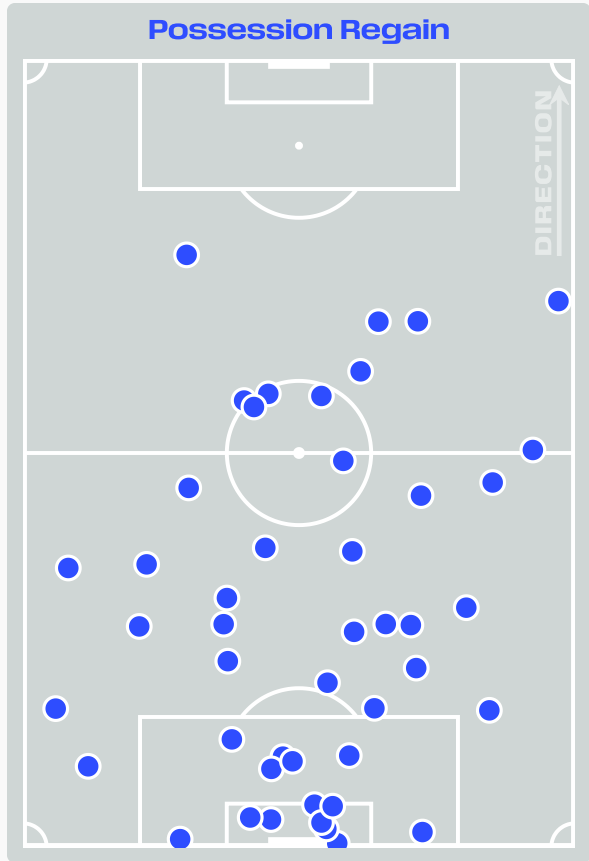
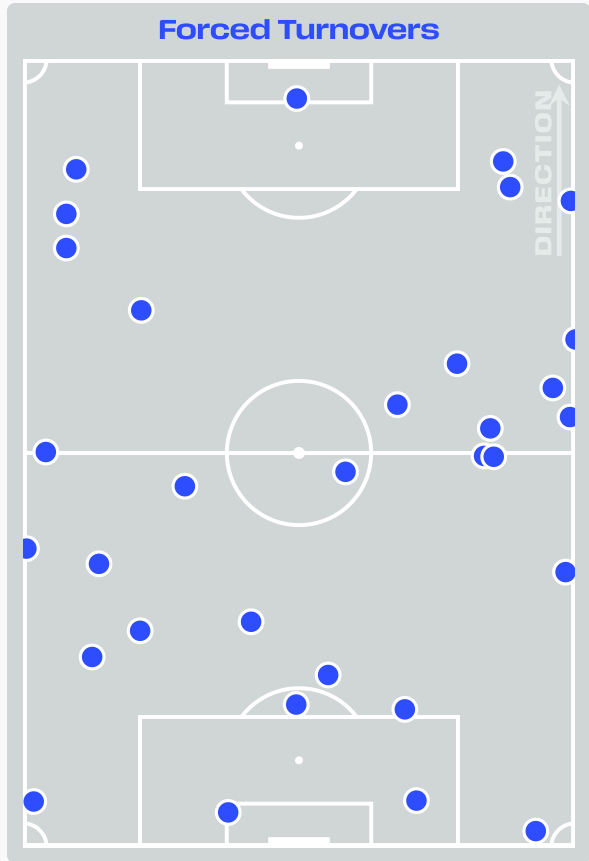
Interceptions

29

Tackles

3.66

Possession Actions / Defensive Action



Most Possession Regains

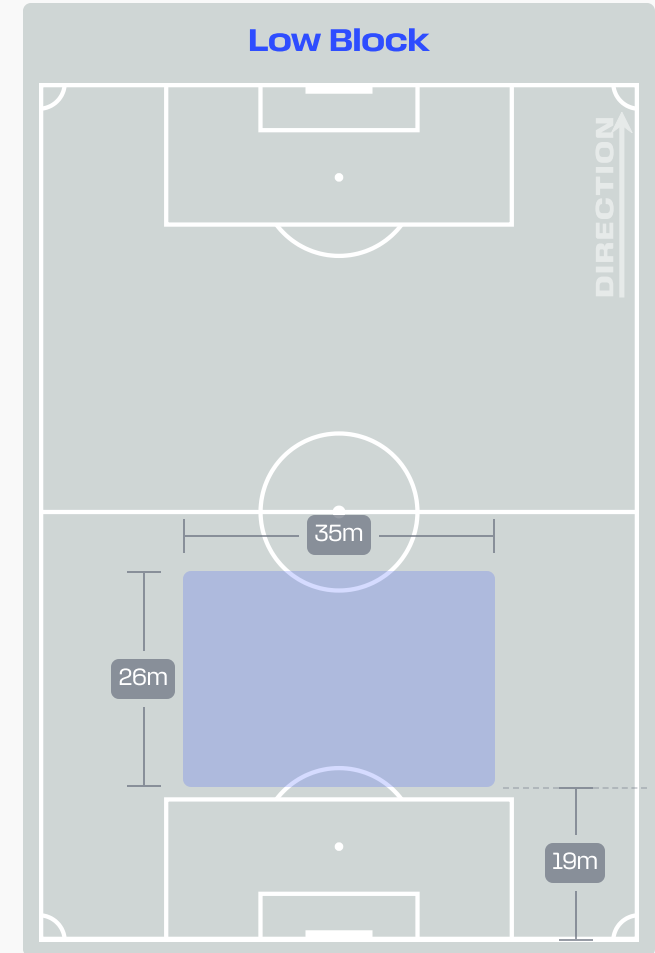
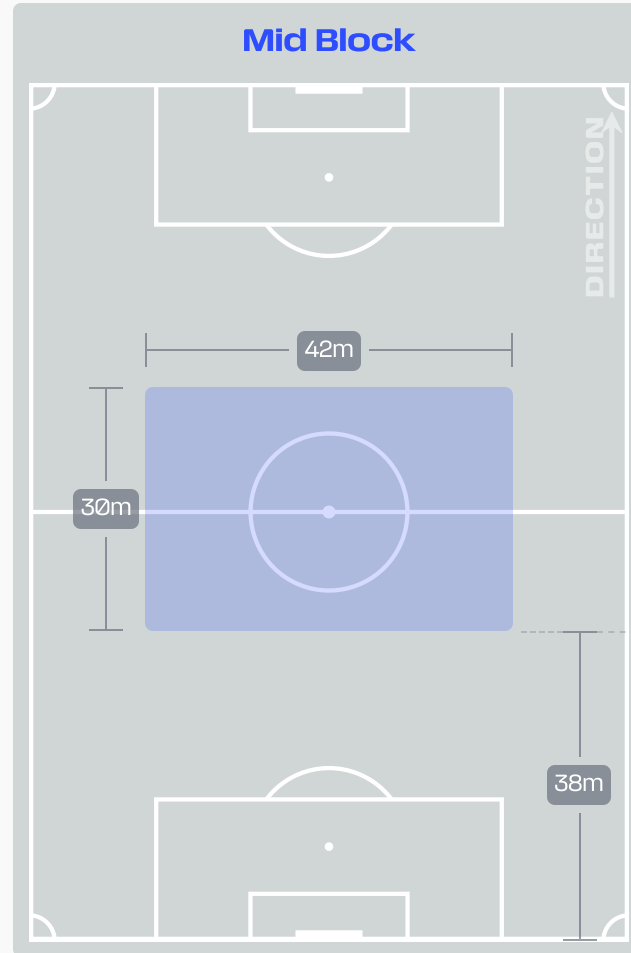
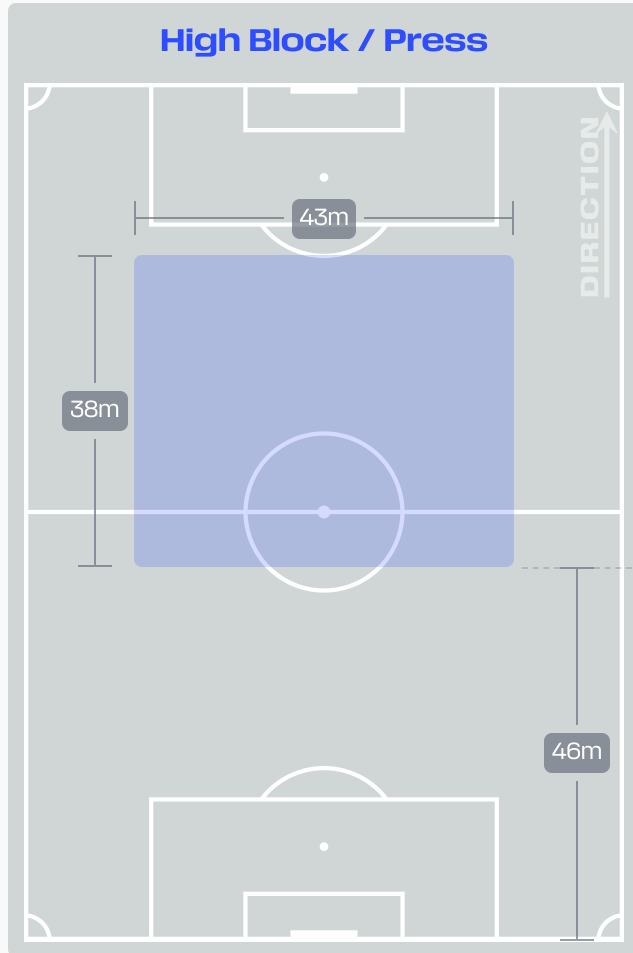
9

Ime OKON
RIGHT CENTRE BACK

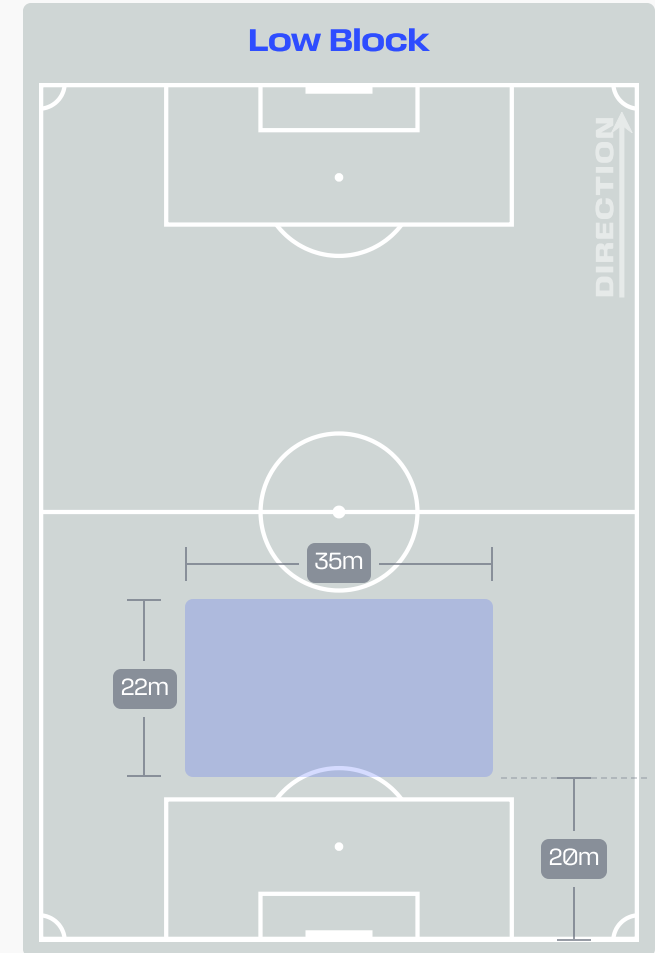
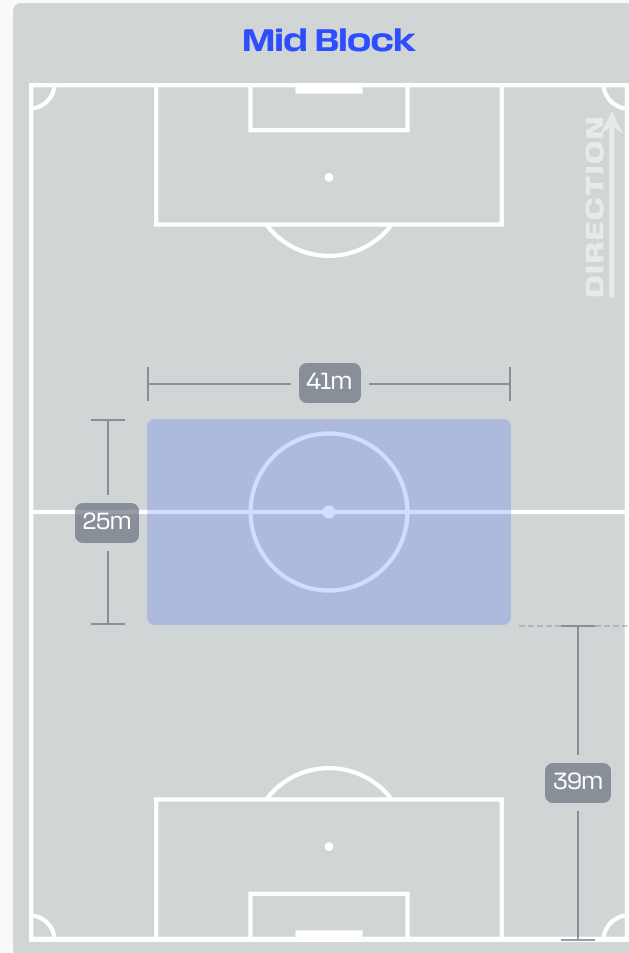
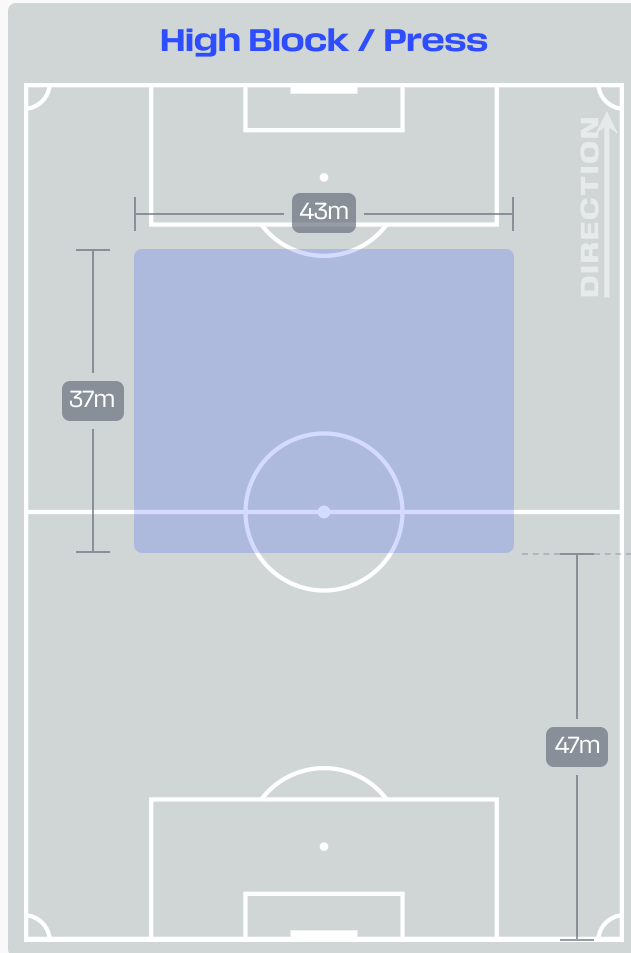
South Africa

#	Player	Total Possession Regains
1	Ronwen WILLIAMS	8
4	Teboho MOKOENA	4
6	Aubrey MODIBA	0
9	Lyle FOSTER	0
13	Sphephelo SITHOLE	3
14	Mbekezeli MBOKAZI	5
15	Iqraam RAYNERS	0
19	Nkosinathi SIBISI	5
20	Khuliso MUDAU	2
21	Ime OKON	9
23	Jayden ADAMS	2
5	Thalente MBATHA	1
7	Oswin APPOLLIS	1
11	Themba ZWANE	1
17	Evidence MAKGOPA	0

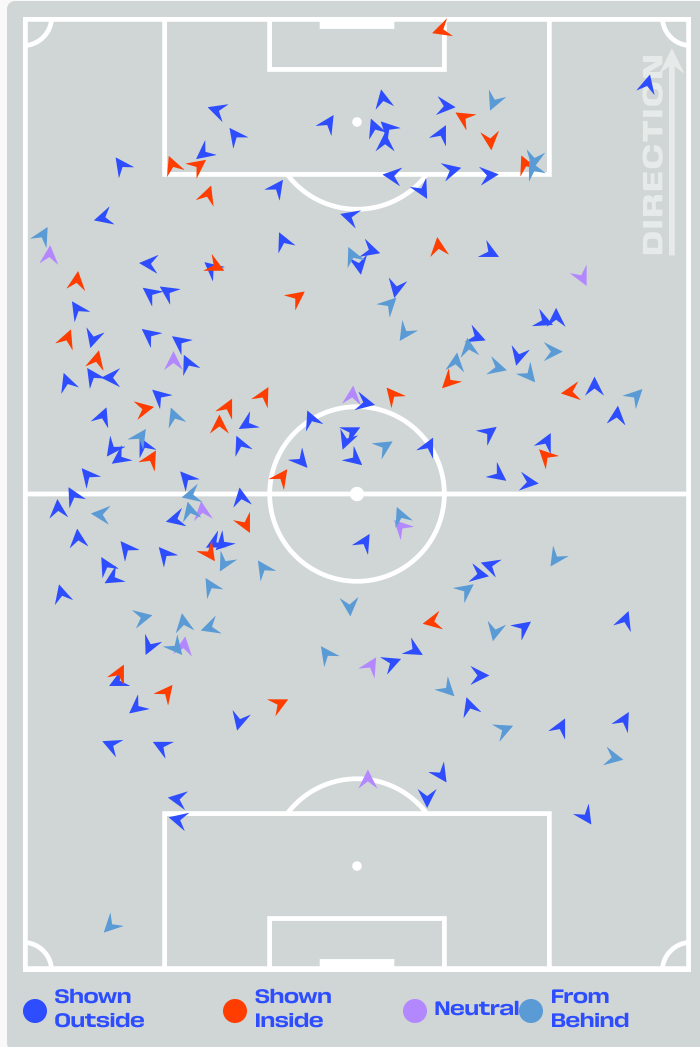
Defensive Line Height & Team Length



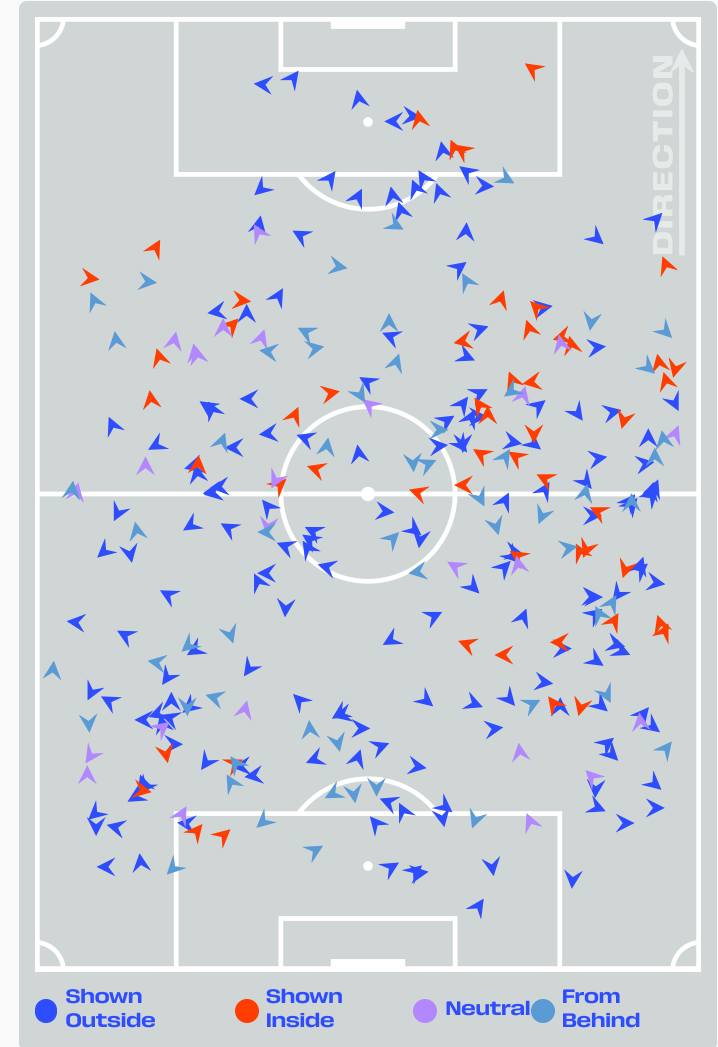
Defensive Line Height & Team Length



Defensive Pressure



170	Total Pressures	306
26	Direct Pressures	45
1.57s	Avg Pressure Duration	1.43s
31	Forced Turnovers	32
14.38s	Ball Recovery Time	22.45s
79	Pushing on into Pressing	141
200	Pushing on	329
29	Pressing Direction Inside	54
96	Pressing Direction Outside	168



Most Direct Pressures

4

Roberto ALVARADO
RIGHT WINGER

Most Direct Pressures

8

Mbekezeli MBOKAZI
LEFT CENTRE BACK

GOALKEEPING




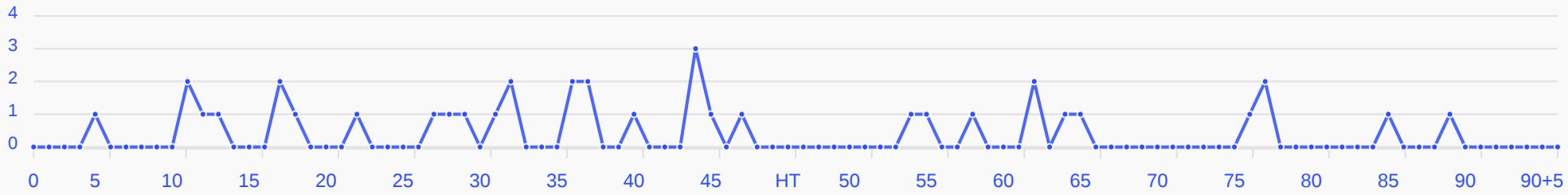
Mexico v South Africa

Goalkeeping Involvement



Mexico

Mexico GK Involvement Timeline


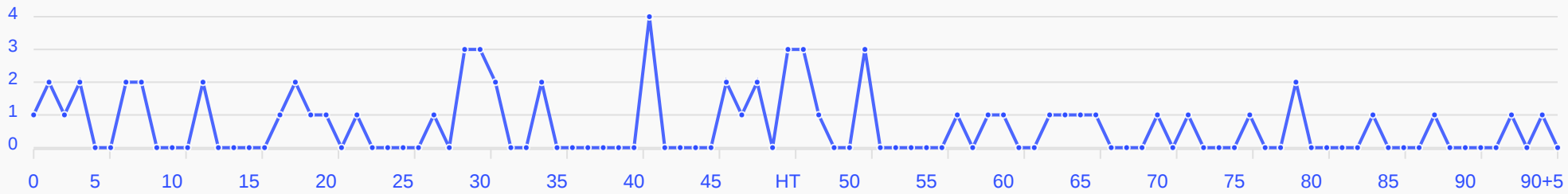


Total Involvements




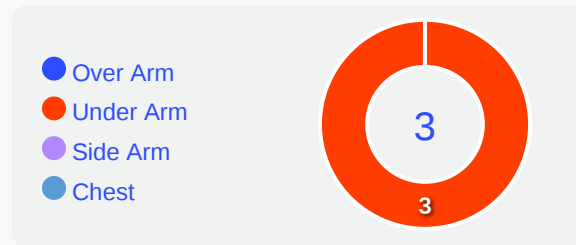
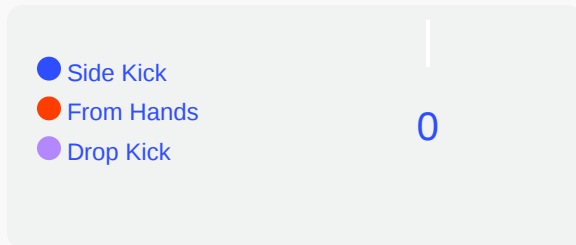
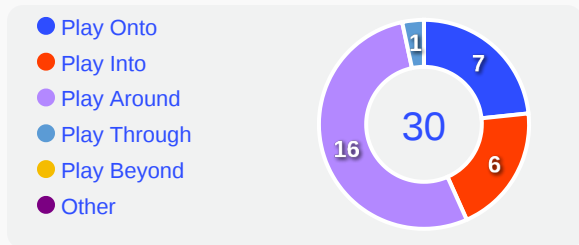
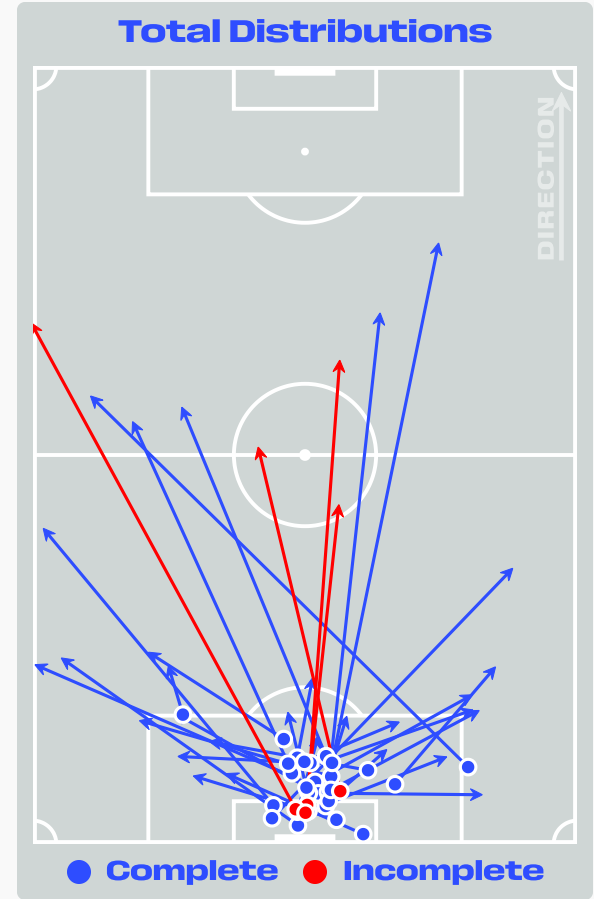
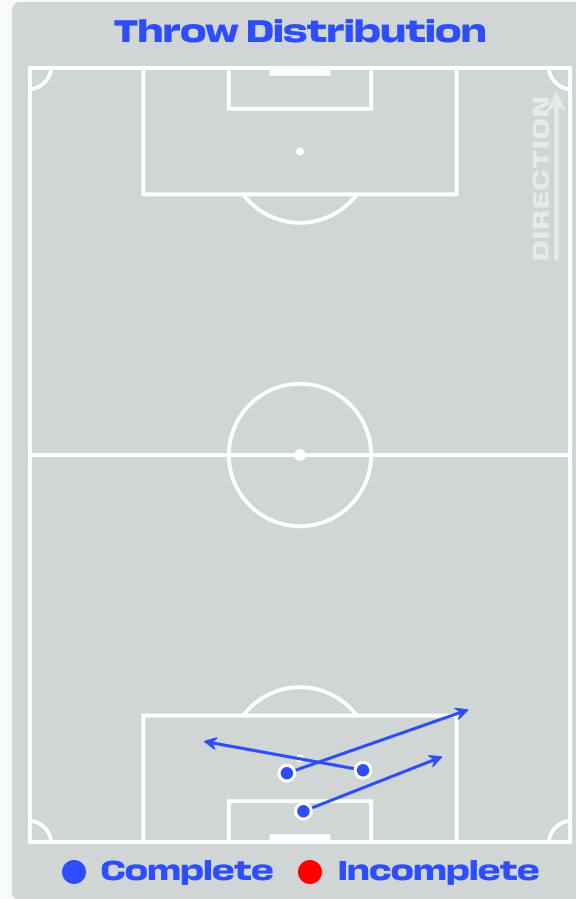
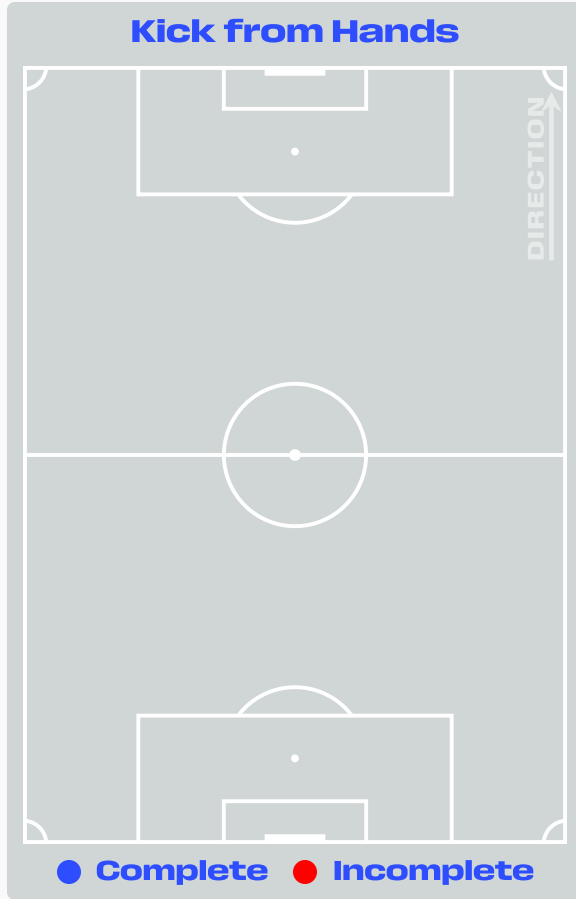
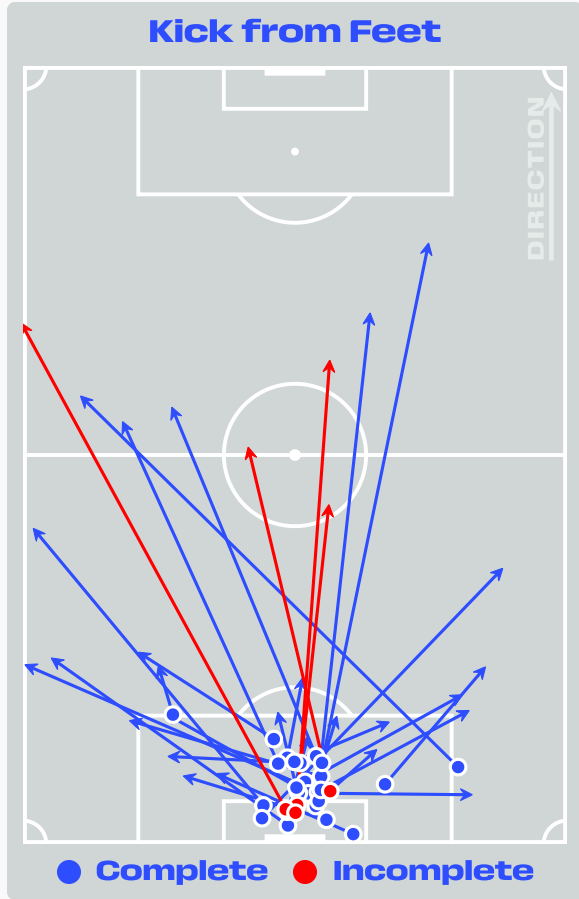
South Africa

South Africa GK Involvement Timeline




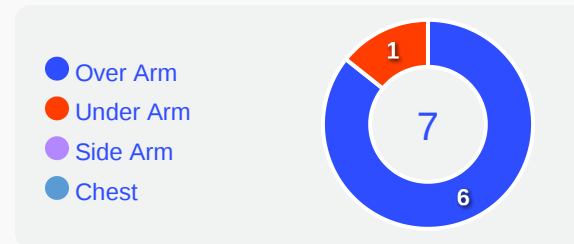

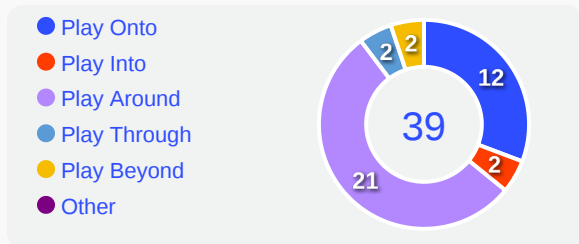
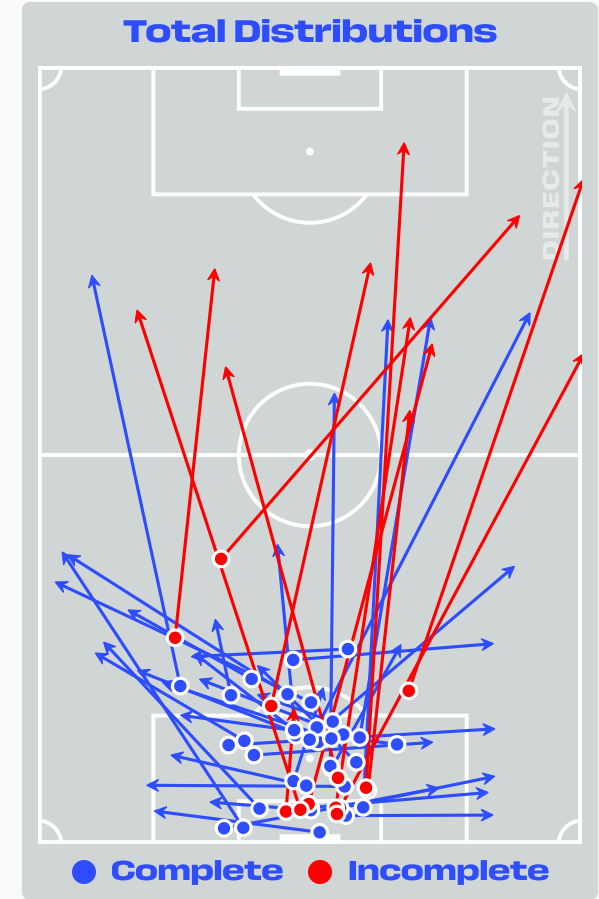
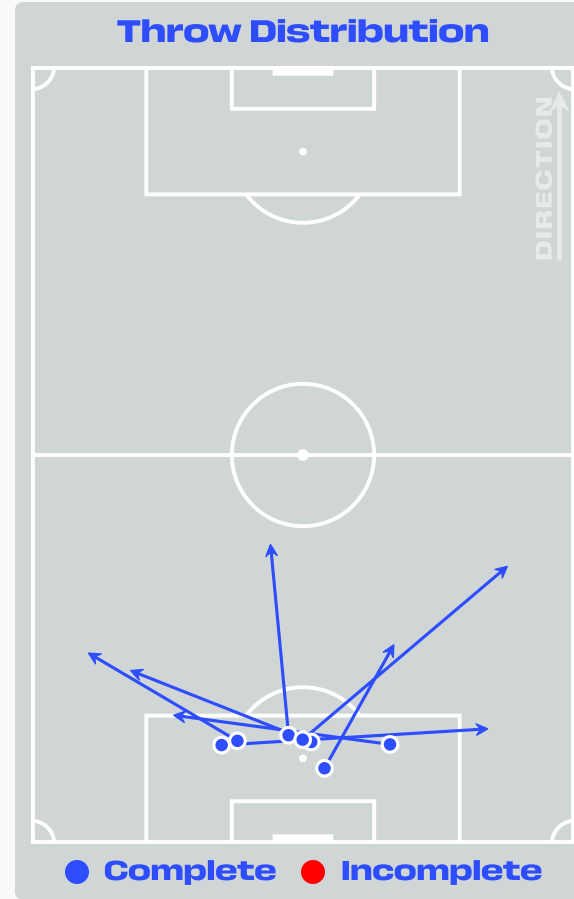
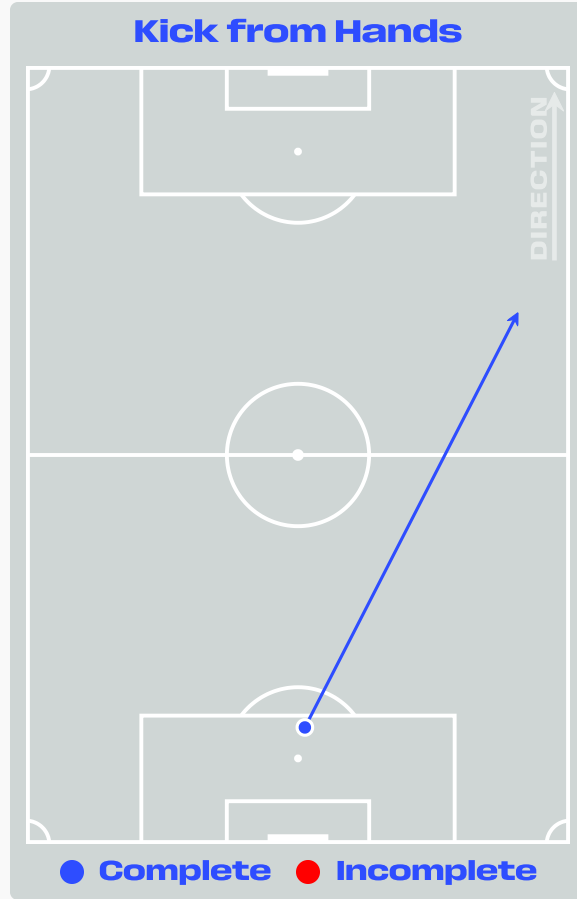
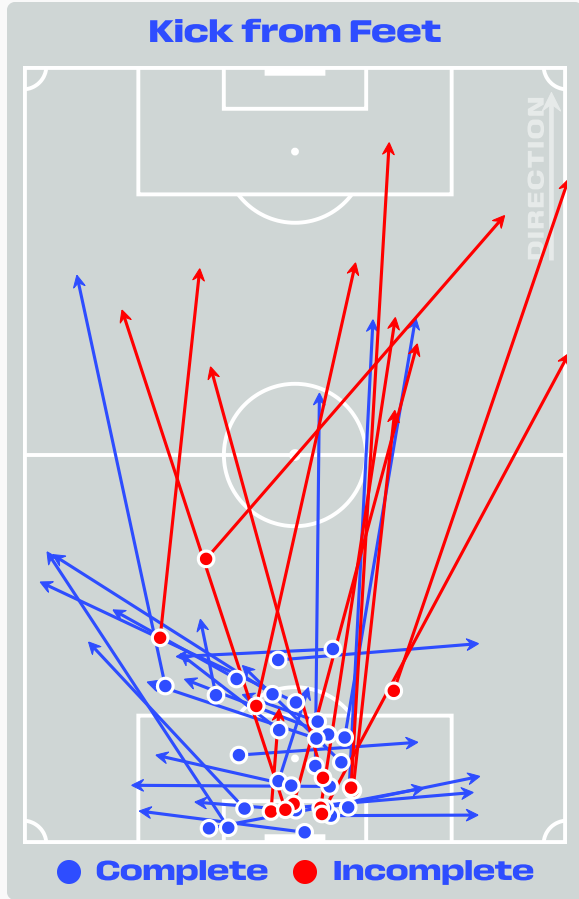
Total Involvements

Goalkeeping Distribution

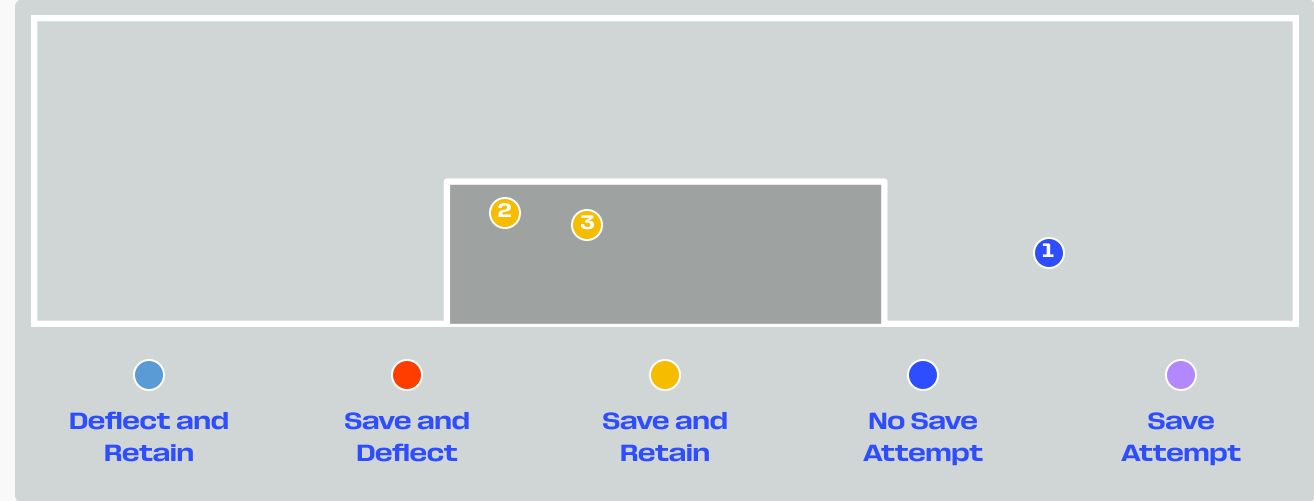
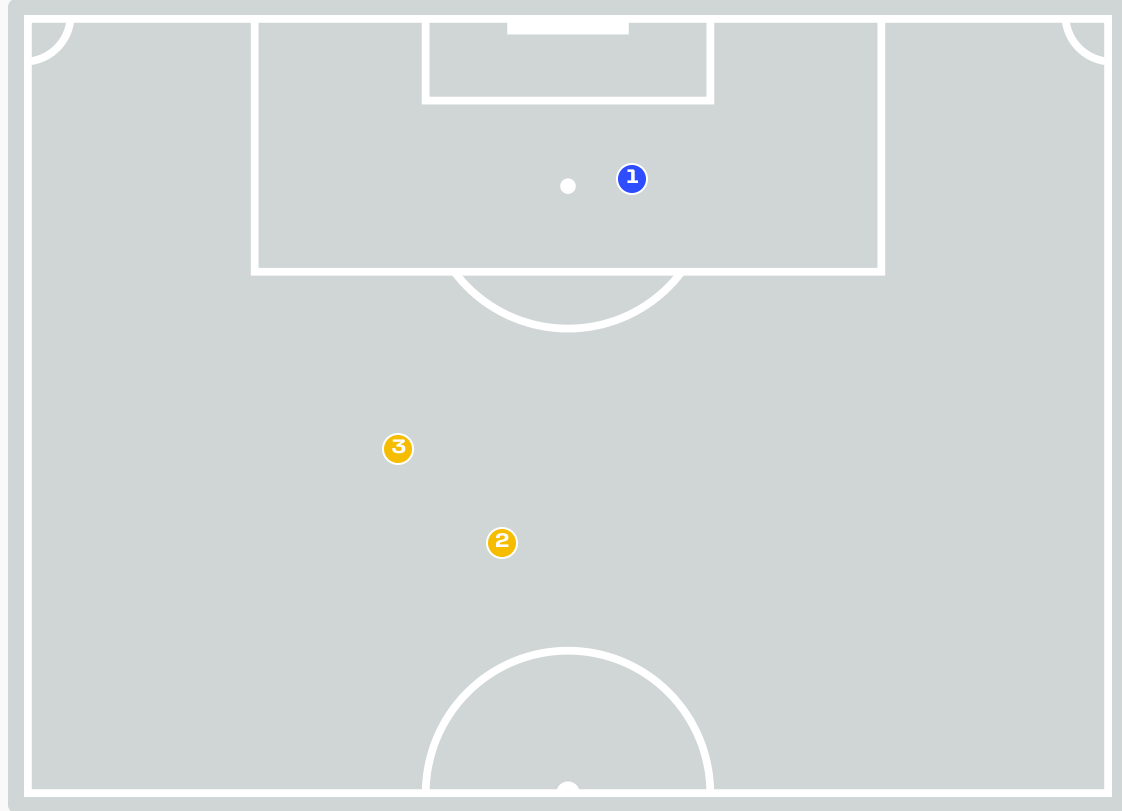


Goalkeeping Distribution

South Africa

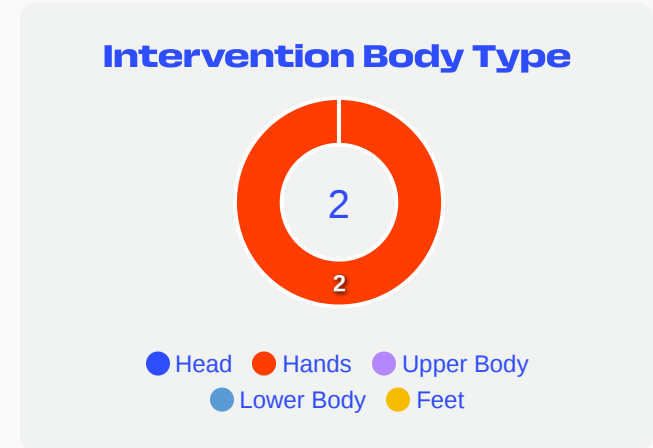
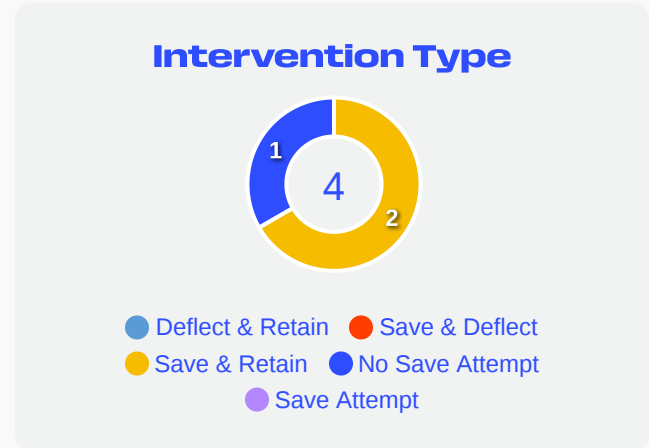


Goal Prevention



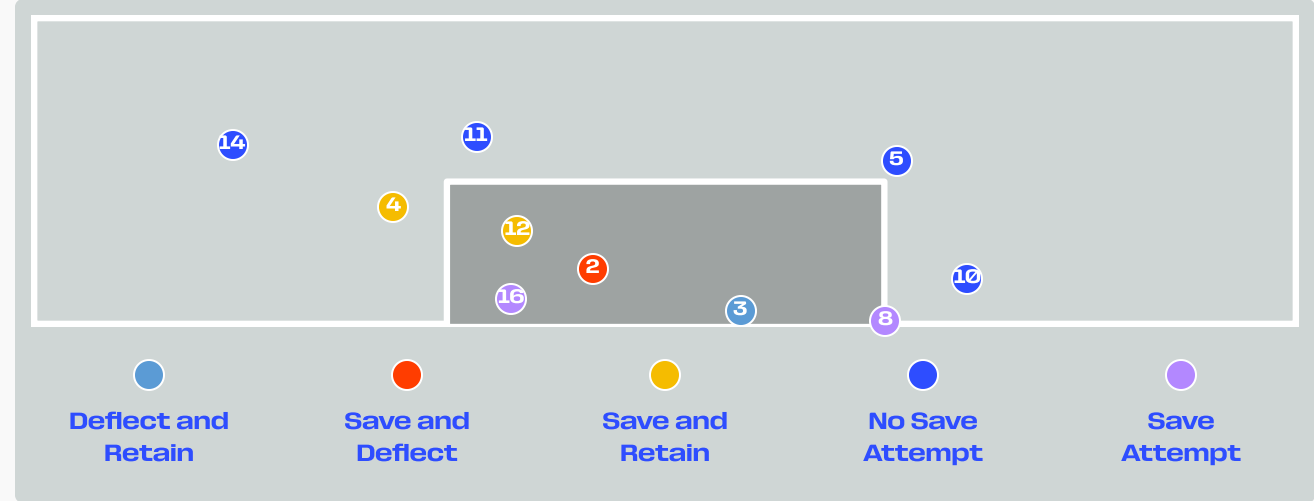
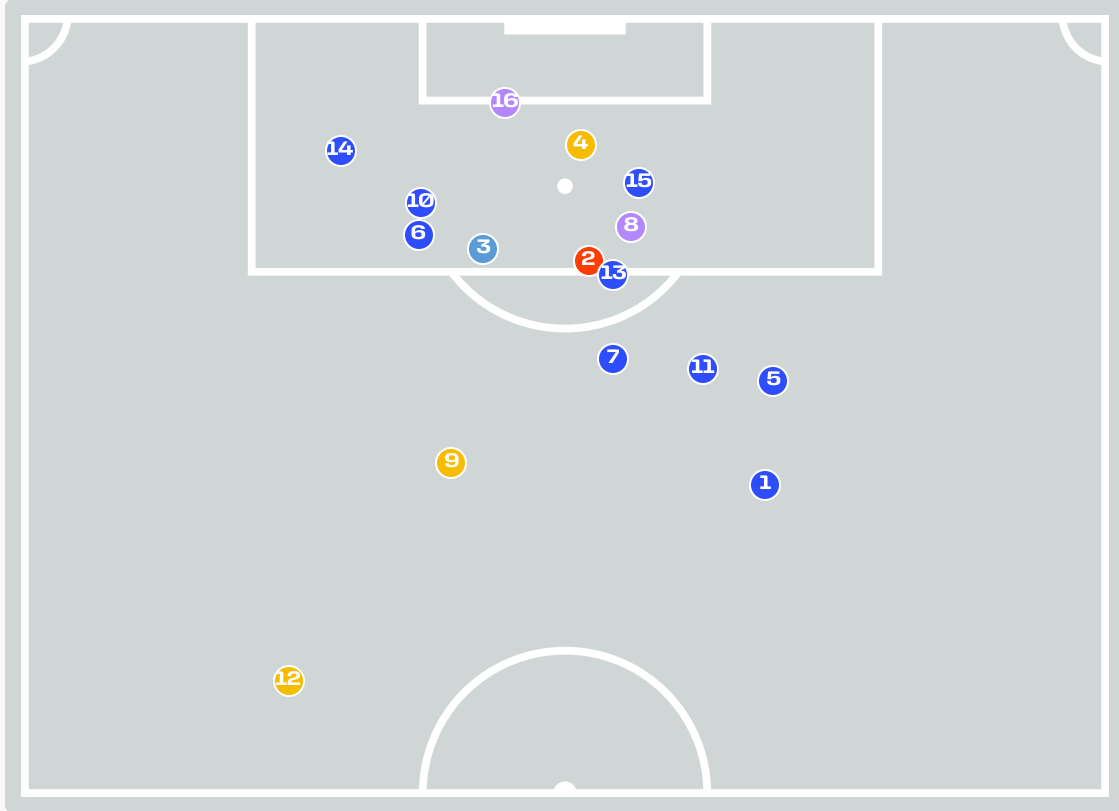
3
Total Attempts on Goal Faced

100
Save %



Total Attempts on Goal Faced	Total Goal Interventions	Save & Retain	Deflect & Retain	Save & Deflect	Save Attempt	No Save Attempt
3	3	2	0	0	0	1

Goal Prevention



- Deflect and Retain
- Save and Deflect
- Save and Retain
- No Save Attempt
- Save Attempt

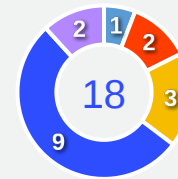
17

Total Attempts on Goal Faced

50

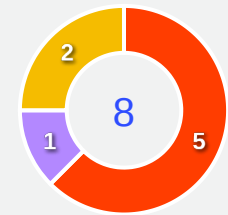
Save %

Intervention Type



- Deflect & Retain
- Save & Deflect
- Save & Retain
- No Save Attempt
- Save Attempt

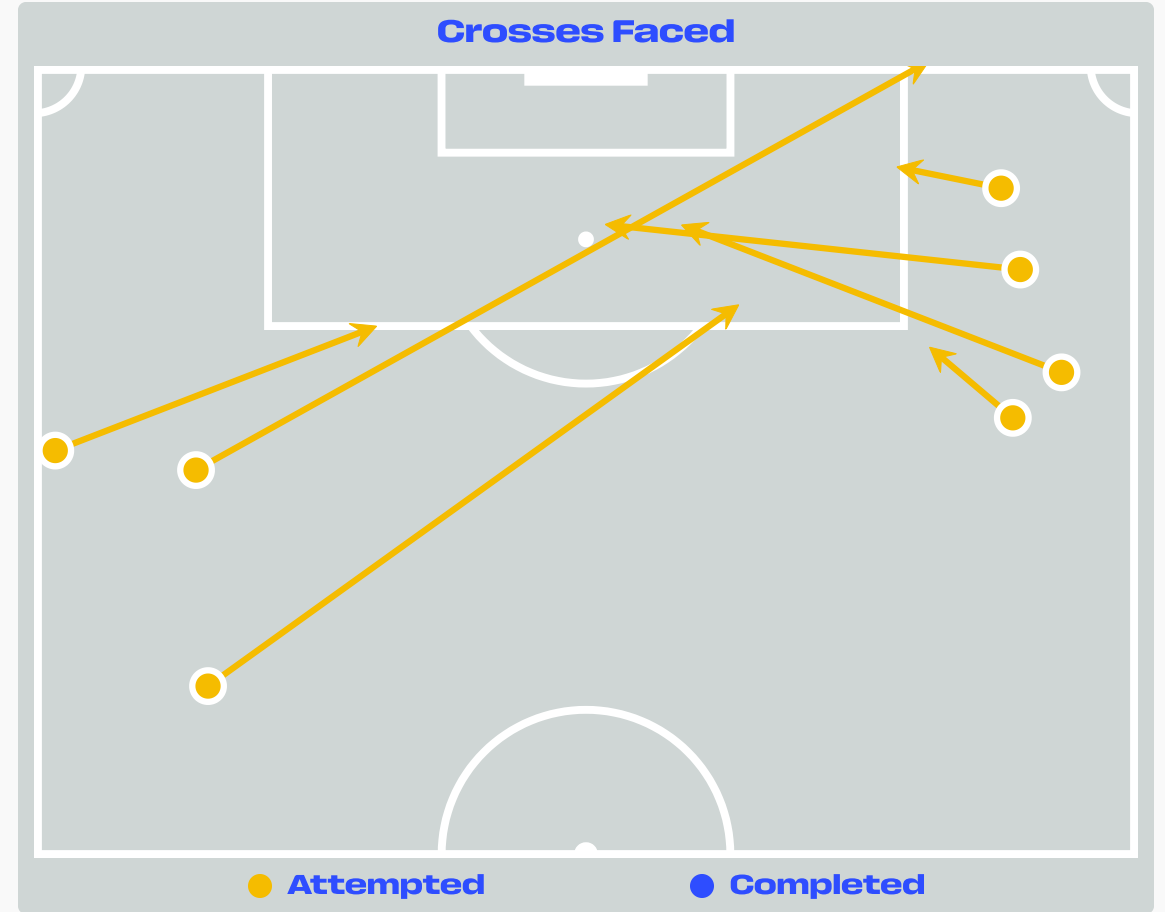



Intervention Body Type



- Head
- Hands
- Upper Body
- Lower Body
- Feet

Total Attempts on Goal Faced	Total Goal Interventions	Save & Retain	Deflect & Retain	Save & Deflect	Save Attempt	No Save Attempt
17	5	3	1	2	2	9

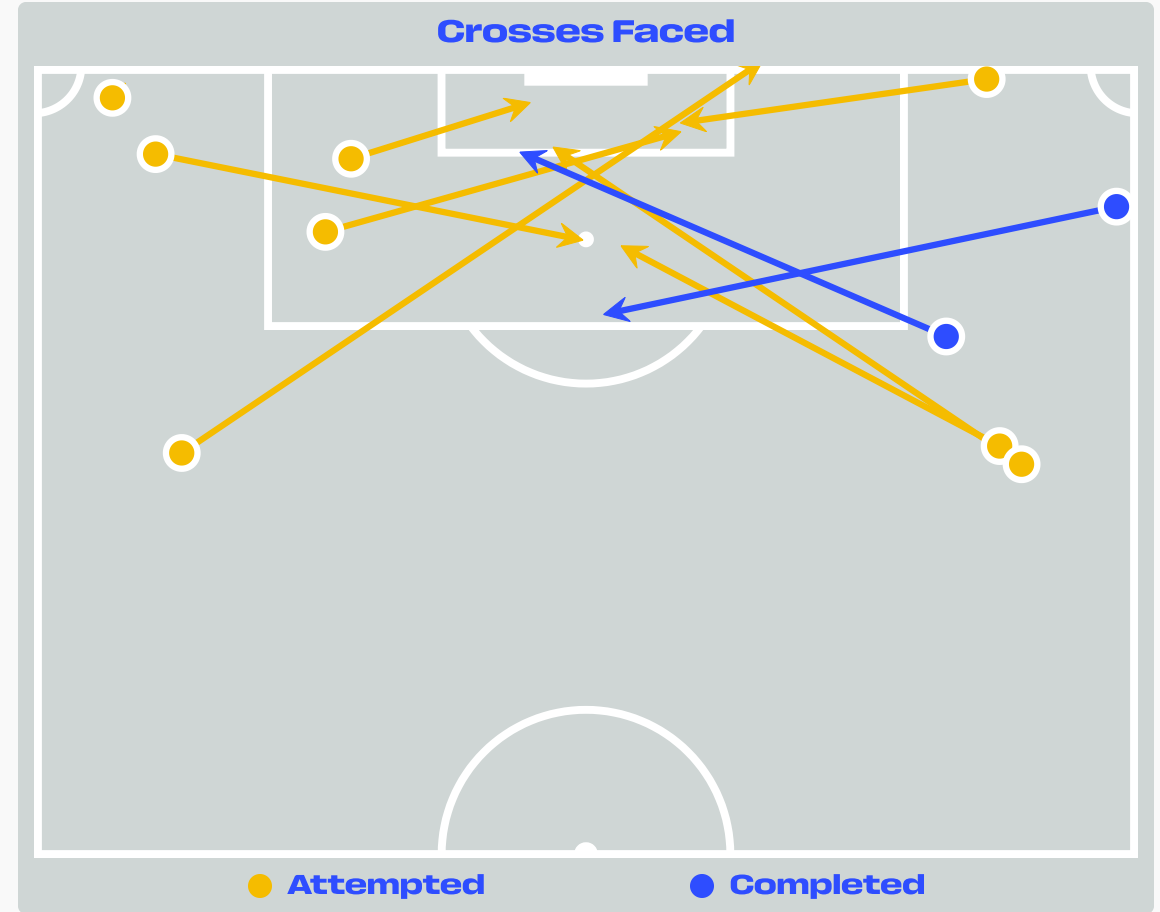


Aerial Control



Delivery Types Faced

Total	In Swing	Out Swing	Driven	Lofted	Cutback	Push
8	1	5	0	2	0	0

Aerial Control



Delivery Types Faced

Total	In Swing	Out Swing	Driven	Lofted	Cutback	Push
13	5	5	0	1	0	2

SET PLAYS



Mexico v South Africa

Set Plays

36
Total Set Plays

12
Total Free Kicks

0
Total Penalties

3
Total Corners

21
Total Throw Ins

Free Kicks	
Type	Total
Direct	11
Direct (on target)	0
Direct (off target)	0
Indirect	1

Corners			
Delivery Type	From Left Side	From Right Side	Total
Direct to Area	3	0	3
Short	0	0	0
Edge of Penalty Area	0	0	0

Corners	
Delivery Style	Total
Inswing	1
Outswing	2
Driven	0
Lofted	0

Set Plays



25
Total Set Plays

13
Total Free Kicks

0
Total Penalties

1
Total Corners

11
Total Throw Ins

Free Kicks	
Type	Total
Direct	11
Direct (on target)	0
Direct (off target)	0
Indirect	2

Corners			
Delivery Type	From Left Side	From Right Side	Total
Direct to Area	0	0	0
Short	0	1	1
Edge of Penalty Area	0	0	0

Corners	
Delivery Style	Total
Inswing	0
Outswing	0
Driven	0
Lofted	0

INDIVIDUAL DATA IN POSSESSION



Mexico v South Africa

In Possession - Distributions



#	Player	Passes Attempted	Passes Completed	Pass Completion %	Switches of Play	Crosses Attempted	Crosses Completed	Line Breaks Attempted	Line Breaks Completed	Line Break Completion %	Ball Progressions	Take Ons	Step Ins	Attempts at Goal	Goals
1	Raul RANGEL	33	29	88%	1	0	0	13	10	77%	0	0	0	0	0
3	Cesar MONTES	65	60	92%	0	1	0	17	12	71%	0	0	0	0	0
5	Johan VASQUEZ	82	77	94%	0	0	0	16	13	81%	3	0	3	0	0
6	Erik LIRA	46	42	91%	1	0	0	11	10	91%	0	0	0	0	0
8	Alvaro FIDALGO	34	30	88%	0	0	0	7	4	57%	6	2	4	0	0
9	Raul JIMENEZ	17	14	82%	0	0	0	3	2	67%	1	1	0	4	1
15	Israel REYES	51	47	92%	3	2	1	13	9	69%	0	0	0	1	0
16	Julian QUINONES	34	28	82%	1	1	0	12	12	100%	4	4	0	5	1
23	Jesus GALLARDO	54	46	85%	1	2	0	10	5	50%	1	1	0	2	0
25	Roberto ALVARADO	37	33	89%	0	4	2	11	8	73%	2	2	0	0	0
26	Brian GUTIERREZ	24	21	88%	0	1	0	6	5	83%	1	1	0	4	0
4	Edson ALVAREZ	16	14	88%	1	0	0	5	5	100%	0	0	0	0	0
10	Alexis VEGA	10	10	100%	0	1	0	1	0	0%	1	1	0	0	0
14	Armando GONZALEZ	1	1	100%	0	0	0	0	0	0%	0	0	0	0	0
19	Gilberto MORA	15	15	100%	1	0	0	3	2	67%	3	3	0	0	0
24	Luis CHAVEZ	28	28	100%	0	1	0	8	8	100%	1	0	1	0	0

In Possession - Offers & Receptions



			Offer movement types						
#	Player	Total Offers	In Front	In Between	Out to In	In to Out	In Behind	No Movement	Offers Received
1	Raul RANGEL	13	0	0	0	0	0	13	4
3	Cesar MONTES	6	0	0	0	0	1	5	3
5	Johan VASQUEZ	22	5	0	0	0	0	17	15
6	Erik LIRA	49	25	13	1	0	0	10	23
8	Alvaro FIDALGO	43	14	14	2	6	4	3	15
9	Raul JIMENEZ	25	2	10	1	1	11	0	8
15	Israel REYES	30	6	1	1	0	5	17	10
16	Julian QUINONES	54	3	21	5	5	13	7	18
23	Jesus GALLARDO	32	3	1	1	0	9	18	10
25	Roberto ALVARADO	41	5	3	2	1	22	8	12
26	Brian GUTIERREZ	37	9	9	2	3	10	4	15
4	Edson ALVAREZ	19	6	4	0	0	2	7	8
10	Alexis VEGA	12	5	1	0	0	5	1	5
14	Armando GONZALEZ	7	0	3	0	0	4	0	2
19	Gilberto MORA	18	5	3	2	2	5	1	6
24	Luis CHAVEZ	16	9	3	0	0	0	4	12

In Possession - Distributions



#	Player	Passes Attempted	Passes Completed	Pass Completion %	Switches of Play	Crosses Attempted	Crosses Completed	Line Breaks Attempted	Line Breaks Completed	Line Break Completion %	Ball Progressions	Take Ons	Step Ins	Attempts at Goal	Goals
1	Ronwen WILLIAMS	47	35	74%	2	0	0	18	9	50%	0	0	0	0	0
4	Teboho MOKOENA	43	41	95%	1	2	0	13	11	85%	0	0	0	0	0
6	Aubrey MODIBA	17	13	76%	0	2	0	4	1	25%	2	2	0	1	0
9	Lyle FOSTER	5	1	20%	0	0	0	1	0	0%	1	1	0	1	0
13	Sphephelo SITHOLE	18	17	94%	0	0	0	2	2	100%	0	0	0	0	0
14	Mbekezeli MBOKAZI	33	25	76%	0	2	0	8	3	38%	0	0	0	1	0
15	Iqraam RAYNERS	10	9	90%	0	1	0	2	0	0%	0	0	0	0	0
19	Nkosinathi SIBISI	52	42	81%	3	0	0	21	14	67%	0	0	0	0	0
20	Khuliso MUDAU	33	29	88%	0	1	0	7	4	57%	2	2	0	0	0
21	Ime OKON	51	46	90%	0	0	0	7	6	86%	2	0	2	0	0
23	Jayden ADAMS	21	17	81%	1	0	0	8	4	50%	0	0	0	0	0
5	Thalente MBATHA	6	4	67%	0	0	0	1	1	100%	1	0	1	0	0
7	Oswin APPOLLIS	6	5	83%	0	0	0	2	1	50%	0	0	0	0	0
11	Themba ZWANE	7	5	71%	0	0	0	2	1	50%	0	0	0	0	0
17	Evidence MAKGOPA	2	1	50%	0	0	0	0	0	0%	0	0	0	0	0

In Possession - Offers & Receptions



			Offer movement types						
#	Player	Total Offers	In Front	In Between	Out to In	In to Out	In Behind	No Movement	Offers Received
1	Ronwen WILLIAMS	17	0	0	0	0	0	17	10
4	Teboho MOKOENA	39	23	7	0	4	3	2	18
6	Aubrey MODIBA	19	2	2	3	0	4	8	7
9	Lyle FOSTER	20	0	6	1	3	9	1	4
13	Sphephelo SITHOLE	21	14	4	0	0	0	3	8
14	Mbekezeli MBOKAZI	9	1	0	1	1	0	6	7
15	Iqraam RAYNERS	36	0	9	0	1	24	2	6
19	Nkosinathi SIBISI	16	7	0	0	0	0	9	10
20	Khuliso MUDAU	19	3	1	0	0	8	7	8
21	Ime OKON	13	2	0	0	0	0	11	5
23	Jayden ADAMS	19	5	6	1	2	4	1	6
5	Thalente MBATHA	5	4	1	0	0	0	0	1
7	Oswin APPOLLIS	3	1	0	0	0	1	1	0
11	Themba ZWANE	6	1	4	1	0	0	0	3
17	Evidence MAKGOPA	5	0	2	0	0	3	0	1

INDIVIDUAL DATA OUT OF POSSESSION



Mexico v South Africa

Out of Possession



#	Player	Tackles Made / Won	Blocks	Interceptions	Pressing Direct	Pressing Indirect	Duels Won - Aerial	Duels Won - Physical	Possession Contests won	Clearances	Loose Ball Receptions	Pushing On	Pushing On into Pressing	Possession Regains	Possession Interrupted
1	Raul RANGEL	0 / 0	0	0	0	0	0	0	0	0	5	0	0	6	0
3	Cesar MONTES	0 / 0	0	0	2	1	2	0	2	3	10	4	1	4	0
5	Johan VASQUEZ	2 / 0	2	0	2	2	3	1	4	2	4	12	3	3	3
6	Erik LIRA	2 / 1	1	0	3	9	1	0	1	1	3	30	7	1	1
8	Alvaro FIDALGO	0 / 0	1	1	3	14	0	0	0	0	3	27	10	1	1
9	Raul JIMENEZ	1 / 1	1	0	0	21	4	0	4	0	3	14	10	2	0
15	Israel REYES	0 / 0	1	1	0	4	1	0	2	2	1	25	2	3	1
16	Julian QUINONES	0 / 0	0	0	1	38	0	0	1	0	5	20	17	1	0
23	Jesus GALLARDO	1 / 0	4	1	2	14	4	0	4	4	2	34	14	8	3
25	Roberto ALVARADO	4 / 2	0	2	4	7	0	0	1	0	4	14	6	5	1
26	Brian GUTIERREZ	1 / 0	0	0	2	15	0	0	0	1	3	9	5	0	1
4	Edson ALVAREZ	3 / 1	0	0	3	1	0	0	0	0	0	2	1	1	0
10	Alexis VEGA	0 / 0	0	0	0	3	0	0	0	0	1	0	0	0	0
14	Armando GONZALEZ	0 / 0	1	0	0	7	0	0	0	0	1	4	1	0	0
19	Gilberto MORA	0 / 0	0	1	1	7	0	0	0	0	1	3	1	1	0
24	Luis CHAVEZ	2 / 1	2	0	3	1	0	0	0	1	1	2	1	1	2

Out of Possession



#	Player	Tackles Made / Won	Blocks	Interceptions	Pressing Direct	Pressing Indirect	Duels Won - Aerial	Duels Won - Physical	Possession Contests won	Clearances	Loose Ball Receptions	Pushing On	Pushing On into Pressing	Possession Regains	Possession Interrupted
1	Ronwen WILLIAMS	0 / 0	0	0	0	0	0	0	0	1	2	0	0	8	1
4	Teboho MOKOENA	4 / 0	1	2	7	33	2	0	2	1	1	45	18	4	2
6	Aubrey MODIBA	5 / 0	1	0	6	17	0	0	0	0	3	26	13	0	3
9	Lyle FOSTER	1 / 0	1	0	1	24	0	0	0	0	0	21	13	0	1
13	Sphephelo SITHOLE	2 / 0	2	1	6	13	1	0	1	0	1	26	7	3	2
14	Mbekezeli MBOKAZI	4 / 1	3	3	8	18	0	0	0	1	2	21	12	5	4
15	Iqraam RAYNERS	1 / 0	1	0	0	34	0	0	0	0	3	29	12	0	1
19	Nkosinathi SIBISI	0 / 0	0	2	6	9	0	0	1	2	5	40	6	5	1
20	Khuliso MUDAU	5 / 0	2	1	4	30	0	0	1	2	1	27	17	2	3
21	Ime OKON	2 / 1	1	0	1	8	2	0	2	4	7	29	3	9	1
23	Jayden ADAMS	1 / 0	3	0	1	22	0	0	1	0	3	20	11	2	1
5	Thalente MBATHA	2 / 0	2	0	4	22	1	1	3	1	1	21	11	1	3
7	Oswin APPOLLIS	1 / 1	0	0	0	8	0	0	0	0	0	9	7	1	0
11	Themba ZWANE	1 / 0	0	0	0	12	0	0	0	0	2	9	5	1	0
17	Evidence MAKGOPA	0 / 0	0	0	1	11	3	0	3	0	2	6	6	0	0

INDIVIDUAL DATA PHYSICAL



Mexico v South Africa

Physical Data



#	Player	Total Distance (m)	Zone 1: 0-7 km/h (m)	Zone 2: 7-15 km/h (m)	Zone 3: 15-20 km/h (m)	Zone 4: 20-25 km/h (m)	Zone 5: 25+ km/h (m)	High Speed Runs (Zone 3)	Sprints (Zone 4 & 5)	Top Speed (km/h)
1	Raul RANGEL	5476.4	4175.3	1076.4	200.9	23.7	0	18.0	3.0	23.2
3	Cesar MONTES	8545.9	3627.5	3690.9	840.5	300.9	86.0	72.0	25.0	30.1
5	Johan VASQUEZ	10046.9	4107.2	4232.8	1151.6	455.2	100.2	102.0	33.0	27.9
6	Erik LIRA	8877.0	2999.1	4287.6	1145.6	363.4	81.3	103.0	27.0	31.4
8	Alvaro FIDALGO	8582.8	2509.2	3740.9	1623.2	566.1	143.4	132.0	49.0	30.8
9	Raul JIMENEZ	7503.0	3337.6	2730.4	928.1	390.0	116.9	67.0	33.0	33.3
15	Israel REYES	10267.2	4054.7	4245.7	1379.4	409.9	177.4	117.0	27.0	30.0
16	Julian QUINONES	8832.2	3156.1	3649.3	1324.0	534.8	167.9	115.0	42.0	32.9
23	Jesus GALLARDO	9692.5	4195.5	3932.4	1022.4	357.1	185.2	86.0	29.0	30.3
25	Roberto ALVARADO	10031.1	3763.0	4293.6	1293.0	499.8	181.7	116.0	43.0	32.2
26	Brian GUTIERREZ	7486.6	2912.8	2832.4	1110.0	434.6	196.7	106.0	39.0	31.7
4	Edson ALVAREZ	2007.7	744.8	707.0	307.4	143.9	104.6	28.0	15.0	31.5
10	Alexis VEGA	1915.4	633.5	740.5	388.6	104.0	48.9	28.0	10.0	28.0
14	Armando GONZALEZ	2086.0	748.9	748.0	323.7	186.9	78.4	25.0	14.0	32.0
19	Gilberto MORA	3082.9	1161.6	1053.3	570.0	251.5	46.6	43.0	17.0	27.1
24	Luis CHAVEZ	2876.7	1042.9	1078.7	459.2	249.1	46.8	42.0	16.0	27.1

Physical Data



#	Player	Total Distance (m)	Zone 1: 0-7 km/h (m)	Zone 2: 7-15 km/h (m)	Zone 3: 15-20 km/h (m)	Zone 4: 20-25 km/h (m)	Zone 5: 25+ km/h (m)	High Speed Runs (Zone 3)	Sprints (Zone 4 & 5)	Top Speed (km/h)
1	Ronwen WILLIAMS	5010.4	3978.6	903.5	110.9	17.4	0	12.0	1.0	23.6
4	Teboho MOKOENA	9860.8	3407.1	4302.3	1444.8	576.0	130.7	136.0	44.0	31.4
6	Aubrey MODIBA	8037.8	3061.5	3308.1	1162.3	459.6	46.2	98.0	39.0	27.8
9	Lyle FOSTER	5968.5	2748.0	2225.6	643.4	263.1	88.4	66.0	16.0	31.2
13	Sphephelo SITHOLE	5830.2	2127.2	2391.0	916.7	299.2	96.2	90.0	25.0	31.2
14	Mbekezeli MBOKAZI	8871.7	3834.8	3463.0	957.8	445.5	170.6	91.0	43.0	31.5
15	Iqraam RAYNERS	8151.6	3502.6	2814.2	1010.7	413.7	410.4	82.0	41.0	34.1
19	Nkosinathi SIBISI	9387.6	3780.7	3935.8	1141.2	389.6	140.3	101.0	38.0	29.9
20	Khuliso MUDAU	9336.7	3664.0	3701.2	1125.4	538.6	307.4	100.0	48.0	33.3
21	Ime OKON	9557.8	3716.3	3707.3	1411.8	588.3	134.1	119.0	52.0	31.6
23	Jayden ADAMS	6842.3	2717.9	2842.2	900.1	322.1	59.9	78.0	27.0	27.8
5	Thalente MBATHA	3973.8	1384.2	1565.8	635.7	331.5	56.5	59.0	24.0	34.4
7	Oswin APPOLLIS	2145.3	667.0	898.8	358.2	183.1	38.3	37.0	16.0	29.9
11	Themba ZWANE	2021.0	629.5	864.2	389.0	108.7	29.6	35.0	10.0	27.4
17	Evidence MAKGOPA	2064.9	837.4	793.2	224.2	144.8	65.2	17.0	11.0	32.4



TM