

POST MATCH SUMMARY REPORT



Juventus FC 2 – 5 Manchester City

Group G - Match 45

26 June 2025

15:00 Kick Off

Camping World Stadium

Match Summary - Teams



Juventus FC

2 — 5

Manchester City

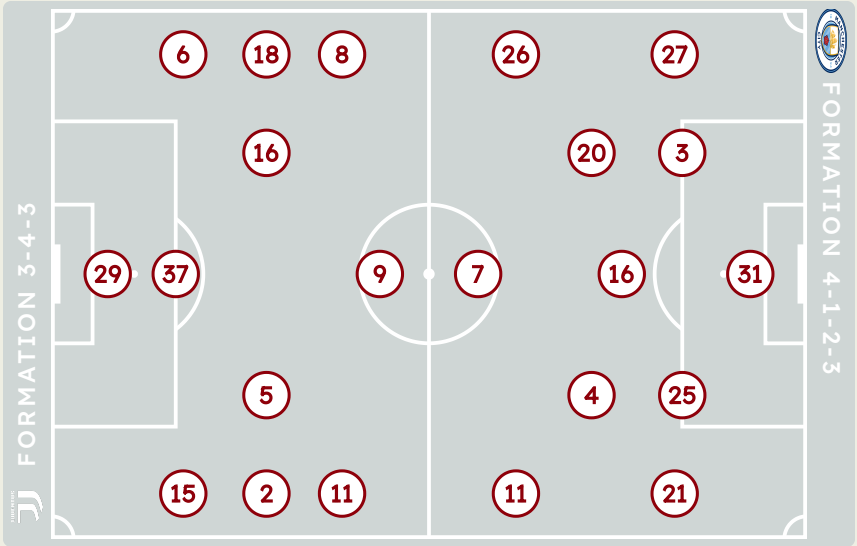


STARTING

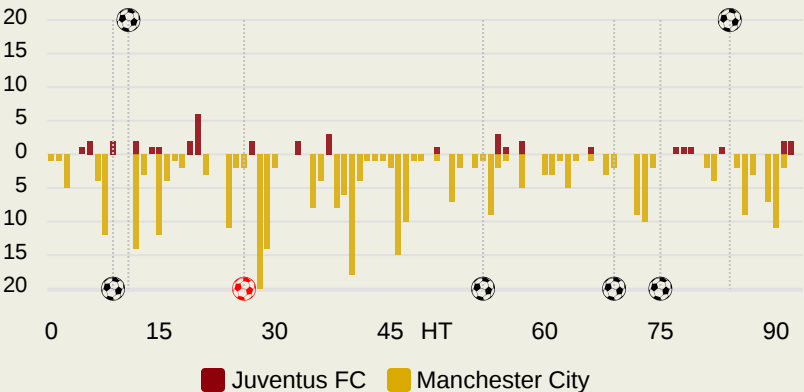
- 29 GK Michele DI GREGORIO
- 2 DF ALBERTO COSTA ↓ 57'
- 5 MF Manuel LOCATELLI ↓ 57'
- 6 DF Lloyd KELLY
- 8 MF Teun KOOPMEINERS ⚽ 11' ↓ 57'
- 9 FW Dusan VLAHOVIC ⚽ 84'
- 11 FW Nico GONZALEZ
- 15 DF Pierre KALULU ⚽ 26' 🟡 64'
- 16 MF Weston McKENNIE ↓ 83'
- 18 MF Filip KOSTIC
- 37 DF Nicolo SAVONA ↓ 60'

SUBSTITUTES

- 23 GK Carlo PINSOGLIO
- 38 GK Giovanni DAFFARA
- 64 GK Giovanni GAROFANI
- 3 DF BREMER
- 4 DF Federico GATTI ↑ 60'
- 7 FW FRANCISCO CONCEICAO
- 10 FW Kenan YILDIZ ↑ 57'
- 14 FW Arkadiusz MILIK
- 17 MF Vasilije ADZIC ↑ 83'
- 19 MF Khephren THURAM ↑ 57'
- 20 FW Randal KOLO MUANI
- 24 DF Daniele RUGANI
- 26 MF DOUGLAS LUIZ
- 27 DF Andrea CAMBIASO ↑ 57'
- 40 DF Jonas ROUHI



Distribution in the Final Third



STARTING

- EDERSON GK 31
- RUBEN DIAS DF 3
- Tijjani REIJNDERS MF 4
- ↓ 45' OMAR MARMOUSH FW 7
- ↓ 66' ⚽ 9' Jeremy DOKU MF 11
- ↓ 66' RODRI MF 16
- ↓ 75' BERNARDO SILVA MF 20
- ↓ 75' Rayan AIT-NOURI DF 21
- Manuel AKANJI DF 25
- ⚽ 75' SAVINHO MF 26
- MATHEUS NUNES MF 27

SUBSTITUTES

- Marcus BETTINELLI GK 13
- Stefan ORTEGA GK 18
- John STONES DF 5
- Nathan AKE DF 6
- ⚽ 52' ↑ 45' Erling HAALAND FW 9
- Nico GONZALEZ MF 14
- ↑ 66' Ilkay GUENDOGAN MF 19
- VITOR REIS DF 22
- Josko Gvardiol DF 24
- ↑ 75' Rayan CHERKI MF 29
- Abdukodir Khusanov DF 45
- ⚽ 69' ↑ 66' Phil FODEN MF 47
- Oscar BOBB FW 52
- ↑ 75' Nico OREILLY MF 75

Match Summary - Key Statistics



Juventus FC



Manchester City



Possession

| Total | 22.6% | 6.8% | 70.5% | Total |
|-----------|--|------|-------|-----------|
| 2 | Goals | | | 5 |
| 5 (2) | Attempts at Goal (On Target) | | | 24 (9) |
| 269 (215) | Total Passes (Complete) | | | 781 (736) |
| 80 % | Pass Completion % | | | 94 % |
| 47 | Completed Line Breaks | | | 110 |
| 6 | Defensive Line Breaks | | | 11 |
| 34 | Receptions in the Final Third | | | 274 |
| 4 | Crosses | | | 17 |
| 13 | Ball Progressions | | | 28 |
| 382 (64) | Defensive Pressures Applied (Direct Pressures) | | | 175 (38) |
| 31 | Forced Turnovers | | | 39 |
| 45 | Second Balls | | | 64 |
| 106.7 km | Total Distance Covered | | | 109.7 km |
| 5.6 km | Zone 4 – Low Speed Sprinting: 20-25 km/h | | | 5.9 km |



Juventus FC

Phases of Play

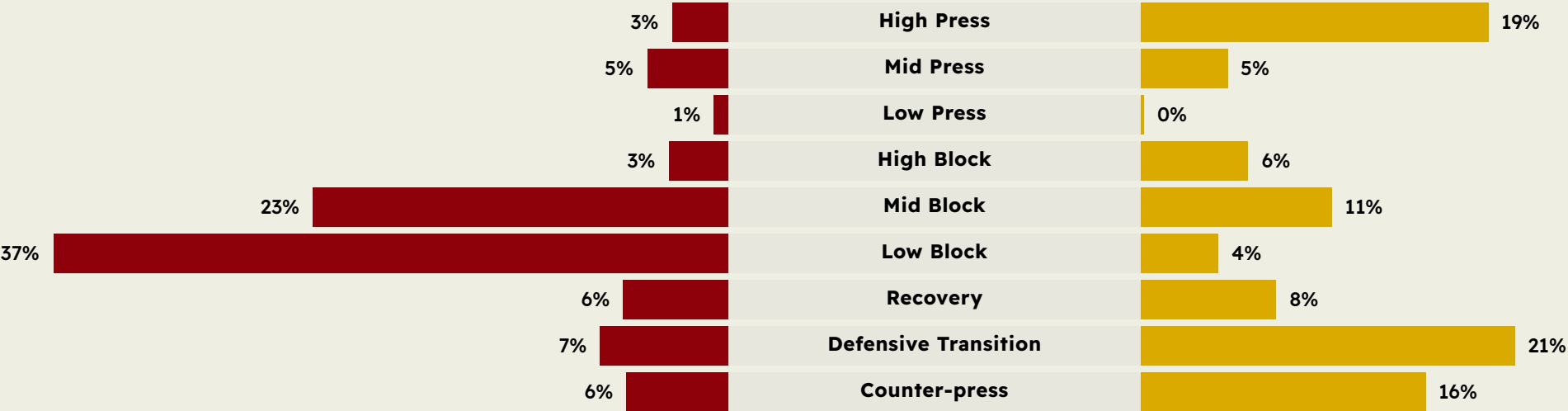
Manchester City



IN POSSESSION



OUT OF POSSESSION



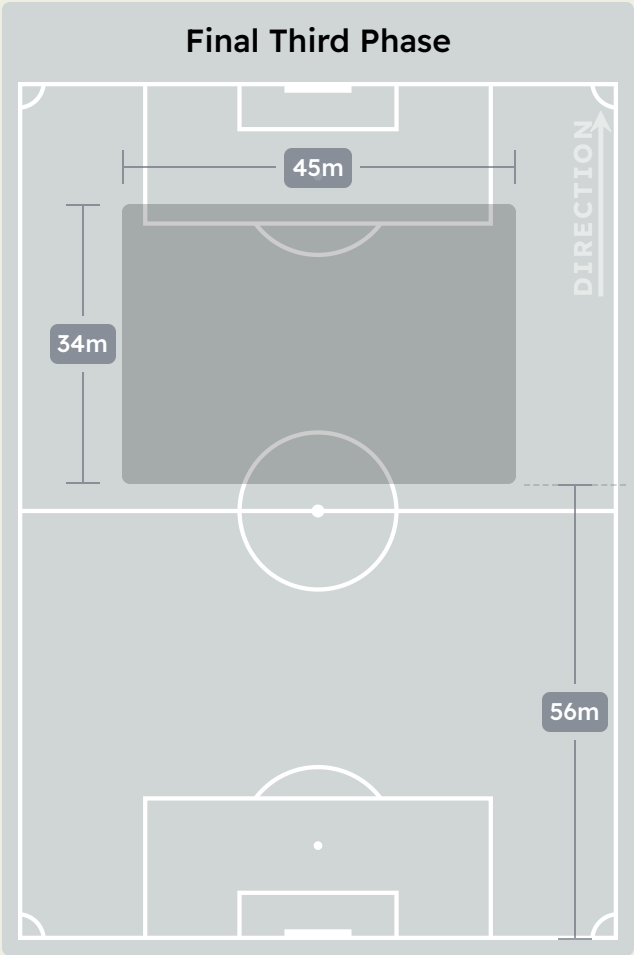
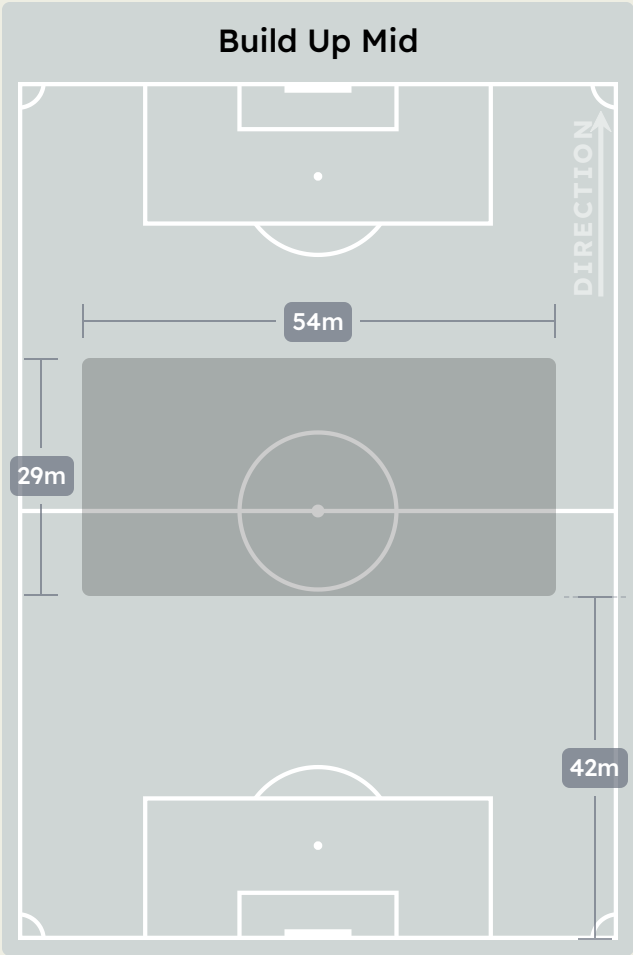
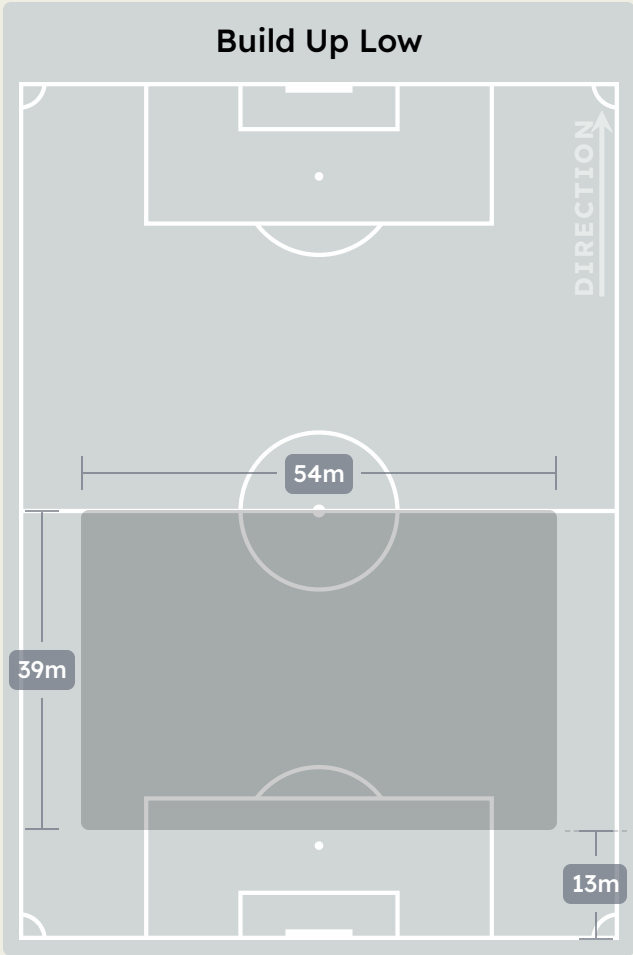


IN POSSESSION

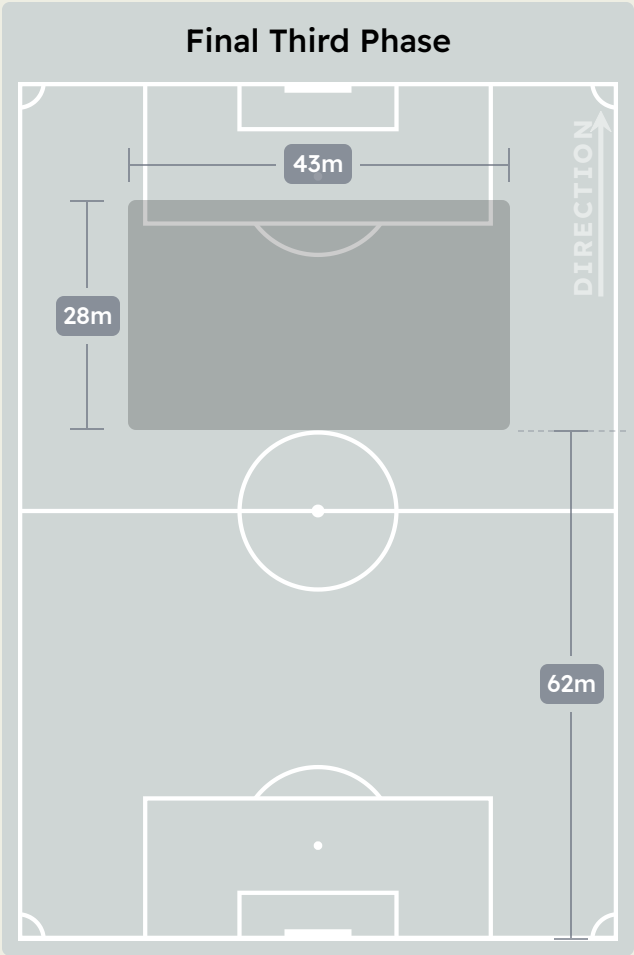
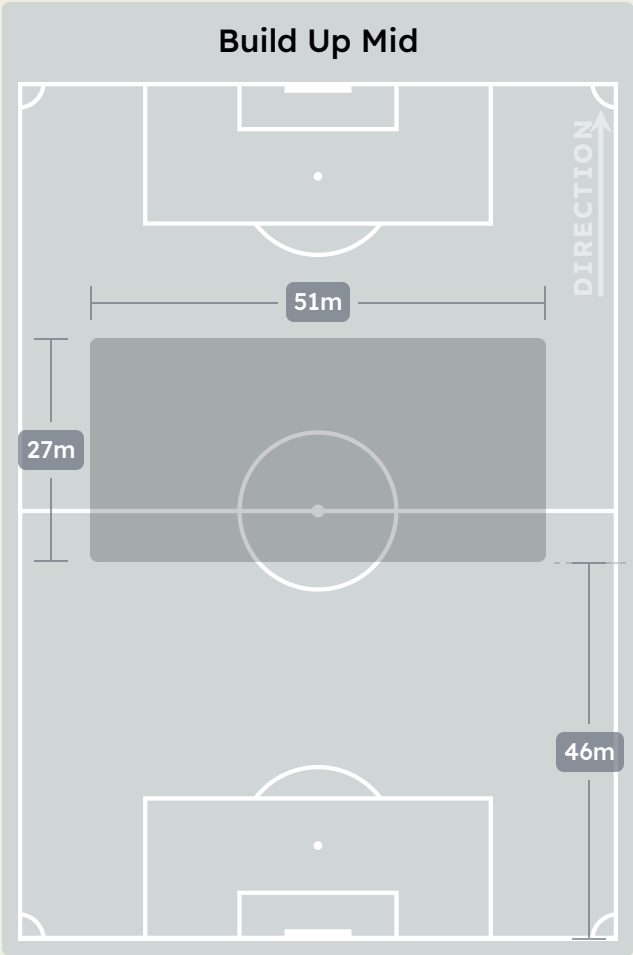
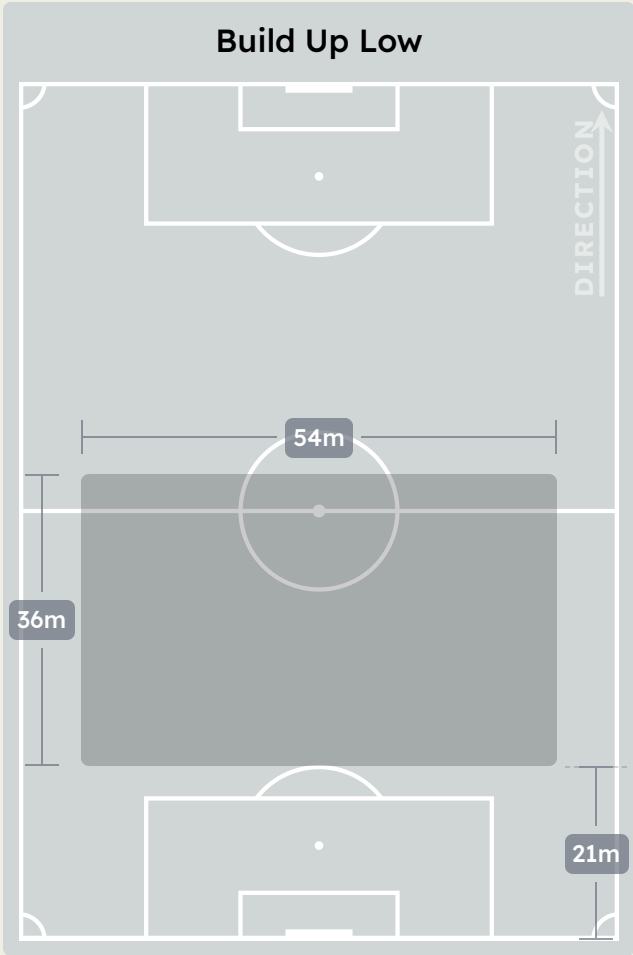


Juventus FC v Manchester City

In Possession Line Height & Team Length



In Possession Line Height & Team Length



Line Breaks



Attempted Line Breaks

72

25
Attempted

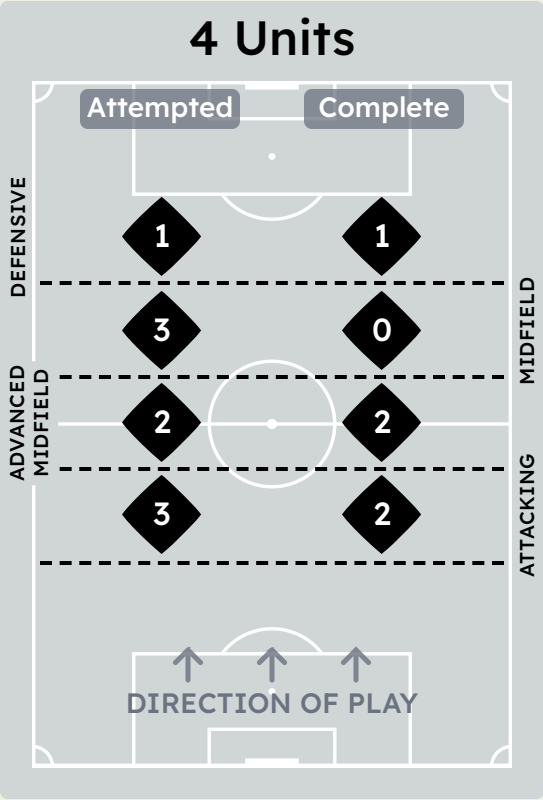
18
Complete

21
Attempted

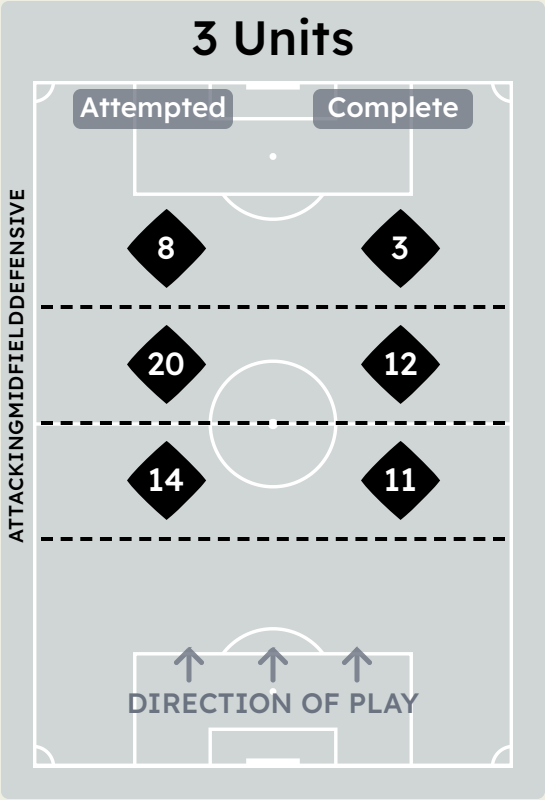
14
Complete

26
Attempted

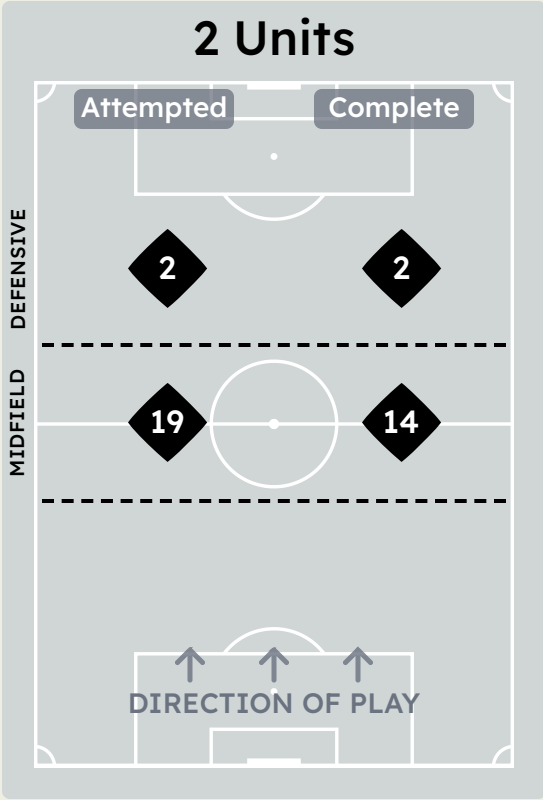
15
Complete



| | |
|-----------------------|---|
| Attempted Line Breaks | 9 |
| Inside Shape | 5 |
| Outside Shape | 4 |



| | |
|-----------------------|----|
| Attempted Line Breaks | 42 |
| Inside Shape | 27 |
| Outside Shape | 15 |



| | |
|-----------------------|----|
| Attempted Line Breaks | 21 |
| Inside Shape | 11 |
| Outside Shape | 10 |

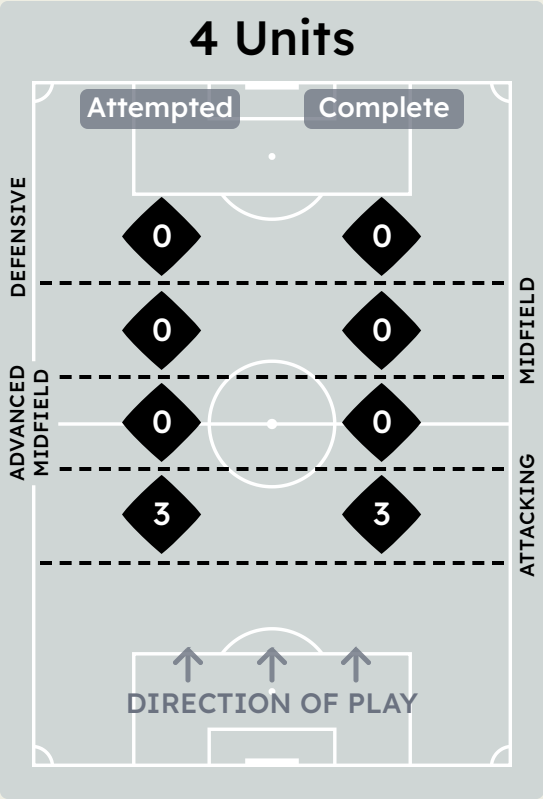
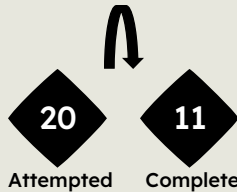
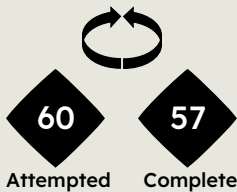
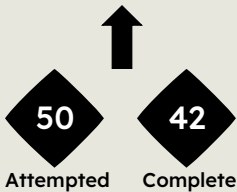
Line Breaks



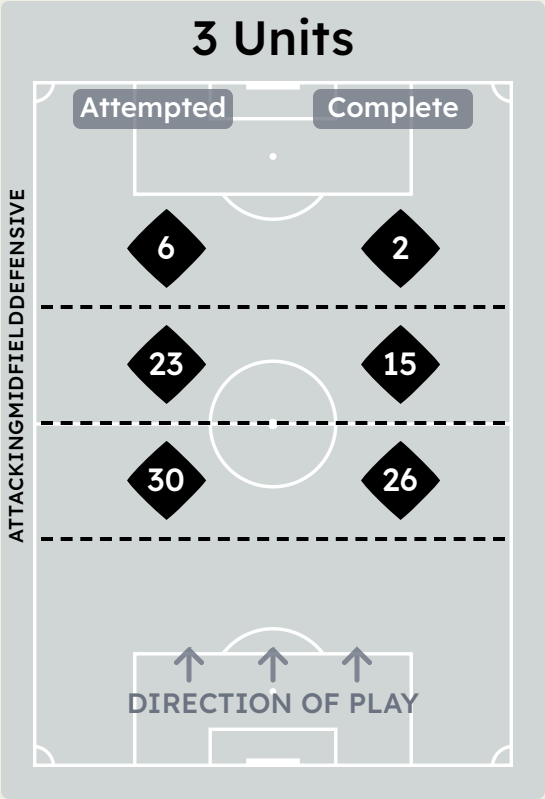
Manchester City

Attempted Line Breaks

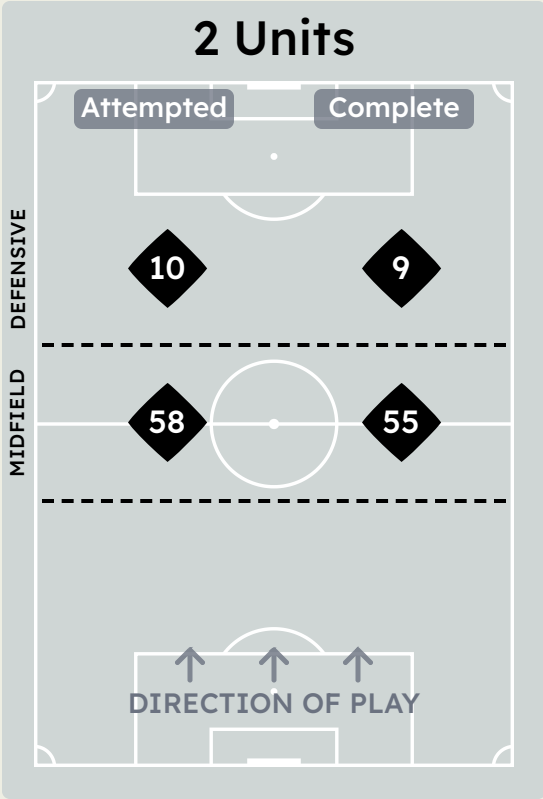
130



| | |
|-----------------------|---|
| Attempted Line Breaks | 3 |
| Inside Shape | 1 |
| Outside Shape | 2 |



| | |
|-----------------------|----|
| Attempted Line Breaks | 59 |
| Inside Shape | 32 |
| Outside Shape | 27 |



| | |
|-----------------------|----|
| Attempted Line Breaks | 68 |
| Inside Shape | 34 |
| Outside Shape | 34 |

| | | | | | 4 Units | | | | 3 Units | | | 2 Units | | Direction | | | Distribution Type | | |
|----|---------------------|-----------------------|-----------------------|-------------------------|----------------|-------------------------|---------------|----------------|----------------|---------------|----------------|---------------|----------------|-----------|--------|------|-------------------|-------|------------------|
| # | Player | Line Breaks Attempted | Line Breaks Completed | Line Break Completion % | Attacking Line | Attacking Midfield Line | Midfield Line | Defensive Line | Attacking Line | Midfield Line | Defensive Line | Midfield Line | Defensive Line | Through | Around | Over | Pass | Cross | Ball Progression |
| 29 | Michele DI GREGORIO | 7 | 2 | 29% | 1 | 1 | 1 | 0 | 0 | 2 | 0 | 2 | 0 | 0 | 0 | 7 | 7 | 0 | 0 |
| 2 | ALBERTO COSTA | 2 | 2 | 100% | 0 | 0 | 0 | 0 | 0 | 1 | 1 | 0 | 0 | 0 | 2 | 0 | 2 | 0 | 0 |
| 5 | Manuel LOCATELLI | 13 | 11 | 85% | 0 | 0 | 0 | 0 | 3 | 4 | 1 | 5 | 0 | 8 | 0 | 5 | 13 | 0 | 0 |
| 6 | Lloyd KELLY | 11 | 5 | 45% | 2 | 1 | 2 | 0 | 3 | 2 | 0 | 1 | 0 | 2 | 4 | 5 | 11 | 0 | 0 |
| 8 | Teun KOOPMEINERS | 2 | 2 | 100% | 0 | 0 | 0 | 0 | 0 | 0 | 1 | 1 | 0 | 1 | 1 | 0 | 1 | 0 | 1 |
| 9 | Dusan VLAHOVIC | 0 | 0 | 0% | 0 | 0 | 0 | 0 | 0 | 0 | 0 | 0 | 0 | 0 | 0 | 0 | 0 | 0 | 0 |
| 11 | Nico GONZALEZ | 4 | 4 | 100% | 0 | 0 | 0 | 1 | 0 | 2 | 0 | 0 | 1 | 2 | 2 | 0 | 3 | 0 | 1 |
| 15 | Pierre KALULU | 11 | 8 | 73% | 0 | 0 | 0 | 0 | 6 | 2 | 1 | 2 | 0 | 3 | 4 | 4 | 10 | 0 | 1 |
| 16 | Weston McKENNIE | 2 | 1 | 50% | 0 | 0 | 0 | 0 | 0 | 1 | 1 | 0 | 0 | 1 | 1 | 0 | 2 | 0 | 0 |
| 18 | Filip KOSTIC | 7 | 4 | 57% | 0 | 0 | 0 | 0 | 0 | 2 | 1 | 4 | 0 | 0 | 4 | 3 | 7 | 0 | 0 |
| 37 | Nicolo SAVONA | 5 | 4 | 80% | 0 | 0 | 0 | 0 | 2 | 2 | 0 | 1 | 0 | 1 | 2 | 2 | 5 | 0 | 0 |
| 4 | Federico GATTI | 0 | 0 | 0% | 0 | 0 | 0 | 0 | 0 | 0 | 0 | 0 | 0 | 0 | 0 | 0 | 0 | 0 | 0 |
| 10 | Kenan YILDIZ | 2 | 2 | 100% | 0 | 0 | 0 | 0 | 0 | 0 | 1 | 0 | 1 | 2 | 0 | 0 | 2 | 0 | 0 |
| 17 | Vasilije ADZIC | 2 | 0 | 0% | 0 | 0 | 0 | 0 | 0 | 1 | 1 | 0 | 0 | 2 | 0 | 0 | 2 | 0 | 0 |
| 19 | Khephren THURAM | 3 | 1 | 33% | 0 | 0 | 0 | 0 | 0 | 1 | 0 | 2 | 0 | 2 | 1 | 0 | 3 | 0 | 0 |
| 27 | Andrea CAMBIASO | 1 | 1 | 100% | 0 | 0 | 0 | 0 | 0 | 0 | 0 | 1 | 0 | 1 | 0 | 0 | 1 | 0 | 0 |

[illegible]

Passing Networks



| # | Passes From ↓ to → | Michele DI GREGORIO | ALBERTO COSTA | Manuel LOCATELLI | Lloyd KELLY | Teun KOOPMEINERS | Dusan VLAHOVIC | Nico GONZALEZ | Pierre KALULU | Weston McKENNIE | Filip KOSTIC | Nicolo SAVONA | Federico GATTI | Kenan YILDIZ | Vasilije ADZIC | Khephren THURAM | Andrea CAMBIASO |
|----|---------------------|---------------------|---------------|------------------|-------------|------------------|----------------|---------------|---------------|-----------------|--------------|---------------|----------------|--------------|----------------|-----------------|-----------------|
| 29 | Michele DI GREGORIO | | 0 | 2 | 3 | 1 | 0 | 0 | 2 | 1 | 2 | 2 | 2 | 0 | 0 | 0 | 0 |
| 2 | ALBERTO COSTA | 0 | | 1 | 0 | 1 | 2 | 2 | 2 | 1 | 0 | 0 | 0 | 0 | 0 | 0 | 0 |
| 5 | Manuel LOCATELLI | 1 | 2 | | 3 | 3 | 1 | 4 | 2 | 2 | 4 | 1 | 0 | 0 | 0 | 0 | 0 |
| 6 | Lloyd KELLY | 5 | 0 | 4 | | 0 | 0 | 0 | 0 | 1 | 6 | 5 | 1 | 2 | 0 | 2 | 0 |
| 8 | Teun KOOPMEINERS | 0 | 1 | 0 | 3 | | 0 | 1 | 0 | 0 | 3 | 2 | 0 | 0 | 0 | 0 | 0 |
| 9 | Dusan VLAHOVIC | 1 | 1 | 3 | 0 | 0 | | 1 | 0 | 0 | 0 | 1 | 1 | 1 | 0 | 1 | 1 |
| 11 | Nico GONZALEZ | 0 | 2 | 2 | 0 | 2 | 1 | | 0 | 0 | 1 | 0 | 0 | 0 | 0 | 1 | 0 |
| 15 | Pierre KALULU | 1 | 2 | 1 | 0 | 0 | 2 | 3 | | 1 | 1 | 2 | 1 | 1 | 0 | 3 | 4 |
| 16 | Weston McKENNIE | 0 | 0 | 1 | 1 | 2 | 0 | 0 | 2 | | 4 | 1 | 0 | 0 | 0 | 0 | 0 |
| 18 | Filip KOSTIC | 0 | 0 | 1 | 5 | 1 | 2 | 0 | 0 | 1 | | 1 | 0 | 1 | 0 | 0 | 0 |
| 37 | Nicolo SAVONA | 1 | 0 | 5 | 2 | 0 | 0 | 2 | 5 | 1 | 0 | | 0 | 0 | 0 | 0 | 0 |
| 4 | Federico GATTI | 5 | 0 | 0 | 3 | 0 | 0 | 0 | 1 | 0 | 0 | 0 | | 0 | 0 | 0 | 1 |
| 10 | Kenan YILDIZ | 0 | 0 | 0 | 1 | 0 | 2 | 0 | 0 | 0 | 1 | 0 | 1 | | 0 | 0 | 0 |
| 17 | Vasilije ADZIC | 0 | 0 | 0 | 0 | 0 | 0 | 0 | 0 | 0 | 0 | 0 | 0 | 0 | | 1 | 0 |
| 19 | Khephren THURAM | 0 | 0 | 0 | 3 | 0 | 0 | 1 | 4 | 0 | 2 | 0 | 1 | 1 | 0 | | 1 |
| 27 | Andrea CAMBIASO | 0 | 0 | 0 | 0 | 0 | 0 | 0 | 4 | 0 | 0 | 0 | 1 | 1 | 1 | 2 | |

| Top 5 Player to Player Passers | | |
|--------------------------------|---------------------|------------------------|
| Player | Passed To | % of Total Team Passes |
| Lloyd KELLY | Filip KOSTIC | 3% |
| Lloyd KELLY | Michele DI GREGORIO | 2.5% |
| Lloyd KELLY | Nicolo SAVONA | 2.5% |
| Filip KOSTIC | Lloyd KELLY | 2.5% |

| | | |
|---------------|------------------|------|
| Nicolo SAVONA | Manuel LOCATELLI | 2.5% |
|---------------|------------------|------|

Passing Networks


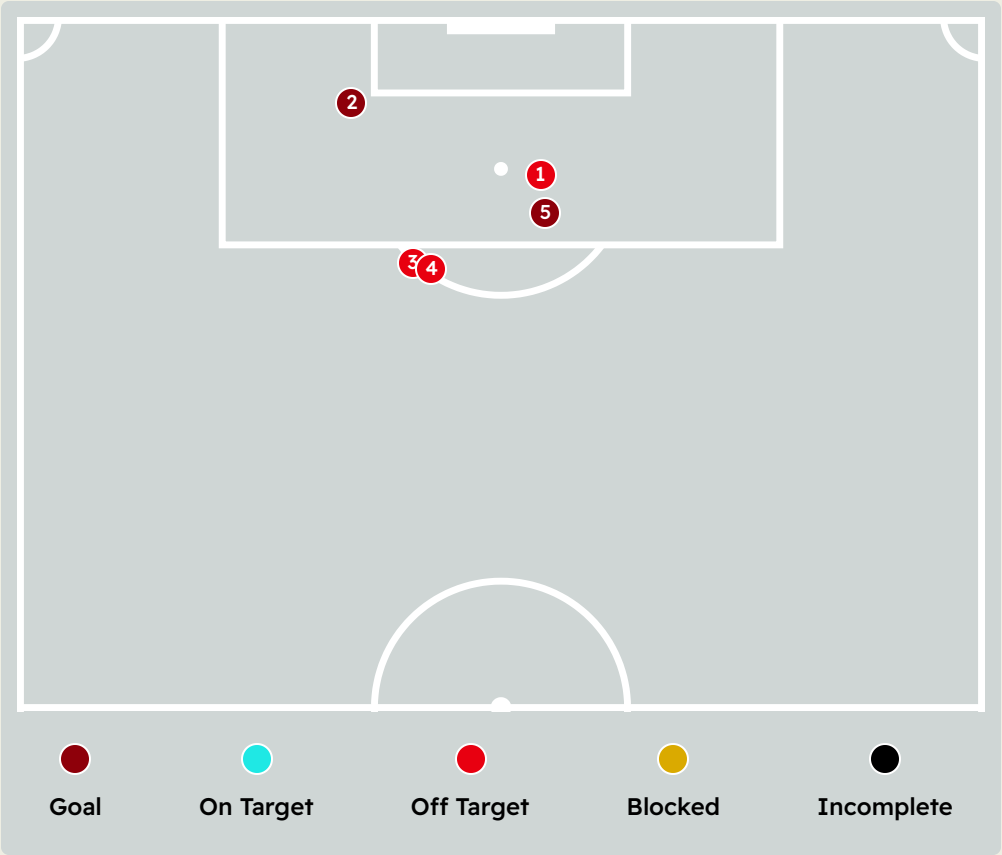


| # | Passes From ↓ to → | EDERSON | RUBEN DIAS | Tijjani REIJNDERS | OMAR MARMOUSH | Jeremy DOKU | RODRI | BERNARDO SILVA | Rayan AIT-NOURI | Manuel AKANJI | SAVINHO | MATHEUS NUNES | Erling HAALAND | Ilkay GUENDOGAN | Rayan CHERKI | Phil FODEN | Nico OREILLY |
|----|--------------------|---------|------------|-------------------|---------------|-------------|-------|----------------|-----------------|---------------|---------|---------------|----------------|-----------------|--------------|------------|--------------|
| 31 | EDERSON | | 2 | 2 | 1 | 0 | 2 | 2 | 2 | 7 | 1 | 1 | 3 | 0 | 1 | 0 | 1 |
| 3 | RUBEN DIAS | 11 | | 8 | 1 | 0 | 12 | 20 | 2 | 18 | 3 | 17 | 2 | 2 | 1 | 1 | 0 |
| 4 | Tijjani REIJNDERS | 1 | 8 | | 1 | 4 | 7 | 5 | 7 | 15 | 6 | 13 | 0 | 6 | 6 | 3 | 1 |
| 7 | OMAR MARMOUSH | 0 | 0 | 1 | | 3 | 1 | 0 | 1 | 1 | 2 | 2 | 0 | 0 | 0 | 0 | 0 |
| 11 | Jeremy DOKU | 0 | 1 | 4 | 2 | | 0 | 1 | 10 | 4 | 1 | 4 | 1 | 0 | 0 | 0 | 0 |
| 16 | RODRI | 0 | 10 | 13 | 3 | 3 | | 8 | 12 | 7 | 2 | 6 | 1 | 0 | 0 | 0 | 0 |
| 20 | BERNARDO SILVA | 2 | 11 | 4 | 0 | 2 | 11 | | 2 | 6 | 7 | 8 | 0 | 0 | 0 | 2 | 0 |
| 21 | Rayan AIT-NOURI | 1 | 2 | 6 | 1 | 10 | 8 | 2 | | 17 | 0 | 1 | 0 | 2 | 0 | 2 | 0 |
| 25 | Manuel AKANJI | 7 | 27 | 12 | 1 | 4 | 11 | 2 | 11 | | 1 | 3 | 0 | 6 | 0 | 0 | 8 |
| 26 | SAVINHO | 0 | 3 | 5 | 1 | 2 | 3 | 3 | 1 | 0 | | 13 | 0 | 3 | 1 | 1 | 2 |
| 27 | MATHEUS NUNES | 3 | 19 | 13 | 0 | 4 | 9 | 7 | 2 | 3 | 10 | | 2 | 0 | 2 | 6 | 0 |
| 9 | Erling HAALAND | 0 | 0 | 0 | 0 | 0 | 0 | 0 | 0 | 0 | 4 | 0 | | 0 | 3 | 0 | 0 |
| 19 | Ilkay GUENDOGAN | 0 | 2 | 8 | 0 | 0 | 0 | 1 | 2 | 4 | 2 | 1 | 1 | | 6 | 0 | 4 |
| 29 | Rayan CHERKI | 0 | 1 | 6 | 0 | 0 | 0 | 0 | 0 | 0 | 0 | 4 | 3 | 3 | | 3 | 2 |
| 47 | Phil FODEN | 0 | 0 | 1 | 0 | 0 | 0 | 1 | 1 | 1 | 0 | 5 | 1 | 1 | 4 | | 0 |
| 75 | Nico OREILLY | 0 | 1 | 2 | 0 | 0 | 0 | 0 | 0 | 6 | 3 | 0 | 0 | 4 | 1 | 0 | |

| Top 5 Player to Player Passers | | |
|--------------------------------|----------------|------------------------|
| Player | Passed To | % of Total Team Passes |
| Manuel AKANJI | RUBEN DIAS | 3.8% |
| RUBEN DIAS | BERNARDO SILVA | 2.8% |
| MATHEUS NUNES | RUBEN DIAS | 2.6% |
| RUBEN DIAS | Manuel AKANJI | 2.5% |

| | | |
|------------|---------------|------|
| RUBEN DIAS | MATHEUS NUNES | 2.4% |
|------------|---------------|------|

Attempts at Goal



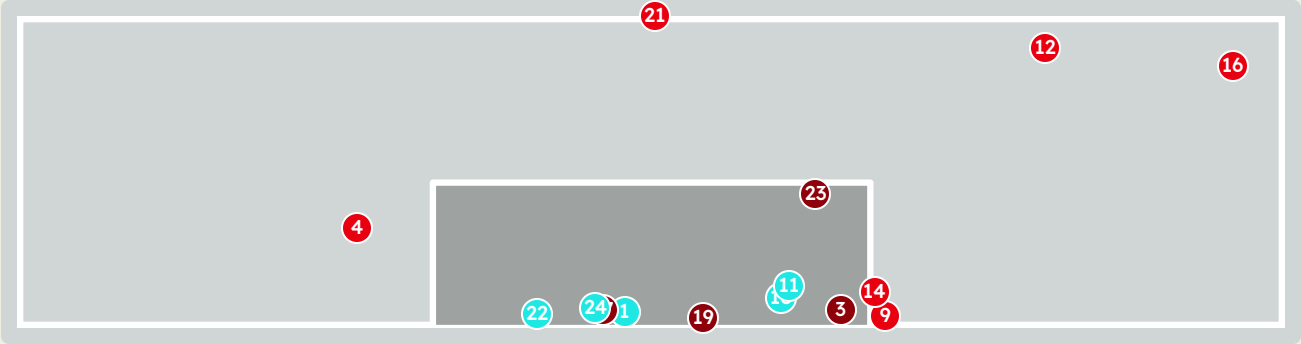
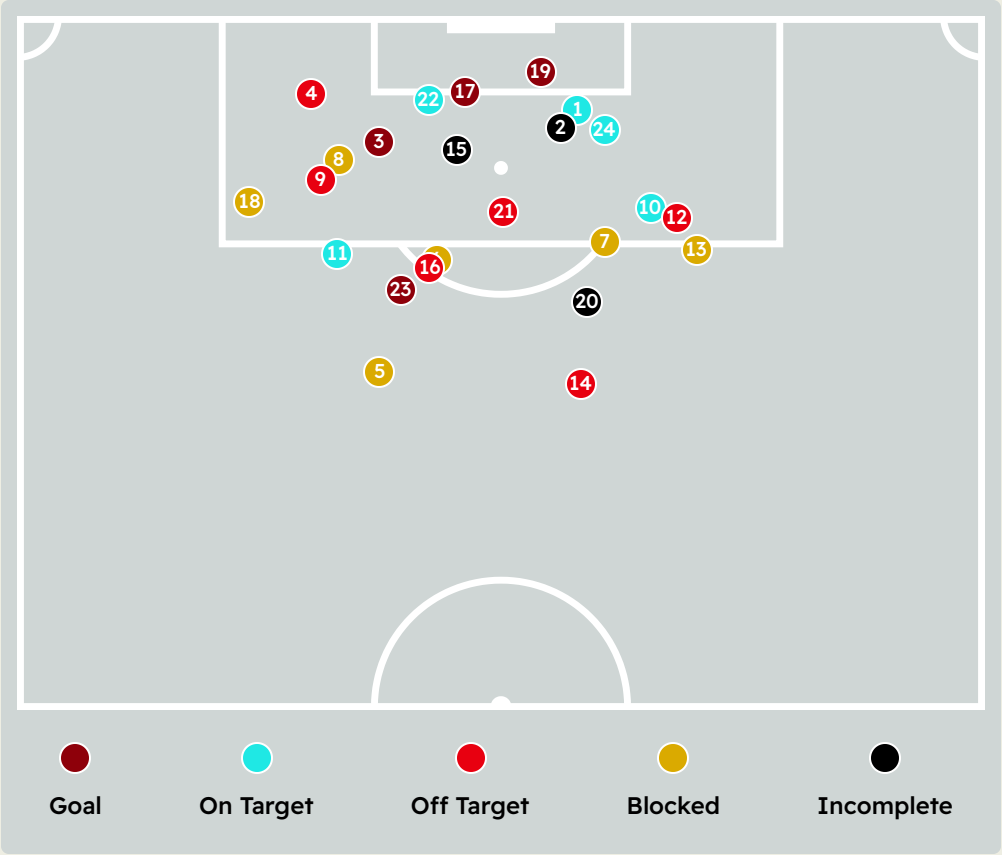
| Key | Outcome | Shots |
|-----|------------|-------|
| ● | Goals | 2 |
| ● | On Target | 0 |
| ● | Off Target | 3 |
| ● | Blocked | 0 |
| ● | Incomplete | 0 |

Attempts at Goal



| Time | Player | Outcome | Body Part | Delivery Type |
|------|--------------------|------------------|------------|------------------|
| 9 | 9 Dusan VLAHOVIC | Off Target | Right Foot | Cross |
| 10 | 8 Teun KOOPMEINERS | On Target - Goal | Left Foot | Ball Progression |
| 57 | 10 Kenan YILDIZ | Off Target | Right Foot | Pass |
| 78 | 10 Kenan YILDIZ | Off Target | Left Foot | Pass |
| 83 | 9 Dusan VLAHOVIC | On Target - Goal | Right Foot | Pass |

Attempts at Goal



| Key | Outcome | Shots |
|-----|------------|-------|
| ● | Goals | 4 |
| ● | On Target | 5 |
| ● | Off Target | 6 |
| ● | Blocked | 6 |
| ● | Incomplete | 3 |

Attempts at Goal



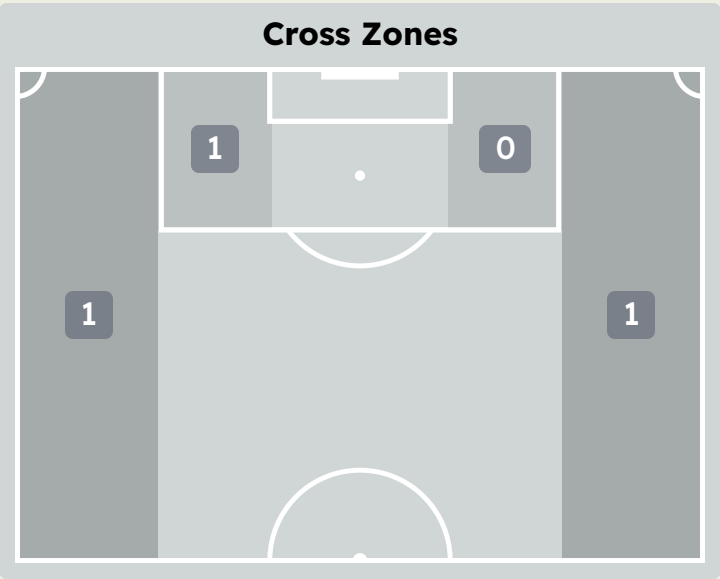
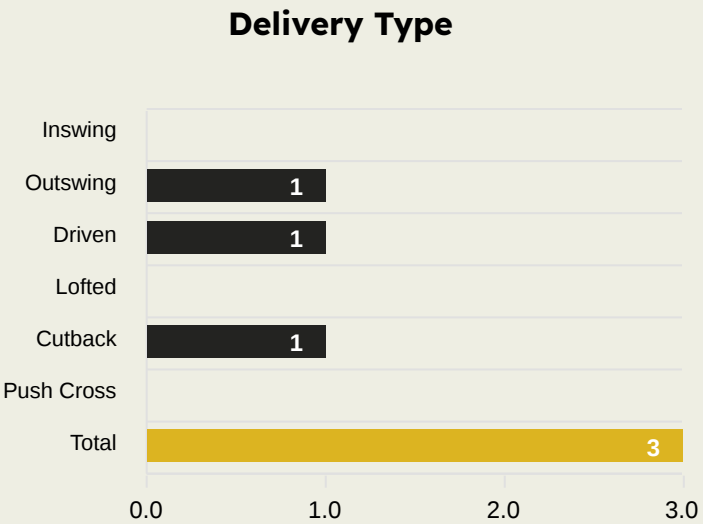
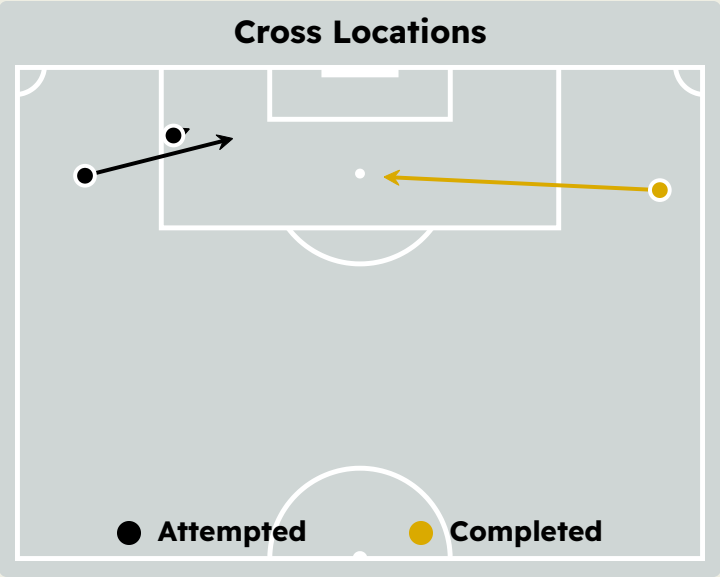
| Time | Player | Outcome | Body Part | Delivery Type |
|------|---------------------|--|------------|------------------|
| 3 | 20 BERNARDO SILVA | On Target - Saved | Head | Cross |
| 3 | 20 BERNARDO SILVA | Incomplete - Referee Event | Left Foot | Other |
| 8 | 11 Jeremy DOKU | On Target - Goal | Right Foot | Pass |
| 13 | 4 Tijjani REIJNDERS | Off Target | Left Foot | Pass |
| 22 | 7 OMAR MARMOUSH | Incomplete - Blocked | Right Foot | Freekick |
| 24 | 4 Tijjani REIJNDERS | Incomplete - Blocked | Right Foot | Pass |
| 24 | 16 RODRI | Incomplete - Blocked | Right Foot | Loose Ball |
| 26 | 4 Tijjani REIJNDERS | Incomplete - Blocked | Left Foot | Ball Progression |
| 30 | 7 OMAR MARMOUSH | Off Target - Saved | Left Foot | Pass |
| 38 | 26 SAVINHO | On Target - Saved | Left Foot | Pass |
| 40 | 21 Rayan AIT-NOURI | On Target - Saved | Left Foot | Cross |
| 41 | 20 BERNARDO SILVA | Deflected Off Target - Defensive Event | Left Foot | Pass |
| 44 | 26 SAVINHO | Incomplete - Blocked | Left Foot | Pass |
| 48 | 7 OMAR MARMOUSH | Off Target - Saved | Right Foot | Interception |
| 49 | 25 Manuel AKANJI | Incomplete - Defensive Event | Head | Corner |
| 50 | 11 Jeremy DOKU | Off Target | Right Foot | Pass |
| 51 | 9 Erling HAALAND | On Target - Goal | Right Foot | Pass |

Attempts at Goal



| Time | Player | Outcome | Body Part | Delivery Type |
|------|---------------------|--|------------|---------------|
| 62 | 11 Jeremy DOKU | Incomplete - Blocked | Right Foot | Freekick |
| 68 | 47 Phil FODEN | On Target - Goal | Left Foot | Pass |
| 73 | 4 Tijjani REIJNDERS | Incomplete | Right Foot | Loose Ball |
| 73 | 9 Erling HAALAND | Deflected Off Target - Defensive Event | Left Foot | Pass |
| 74 | 9 Erling HAALAND | On Target - Saved | Right Foot | Loose Ball |
| 74 | 26 SAVINHO | On Target - Goal | Right Foot | Loose Ball |
| 91 | 29 Rayan CHERKI | On Target - Saved | Left Foot | Pass |

Crosses (Open Play)



Attempted

3

Completed

1

Most Crosses Attempted

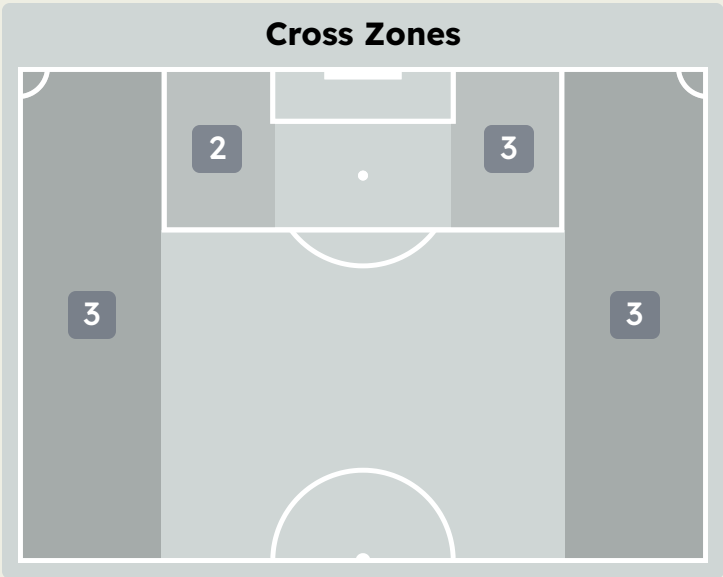
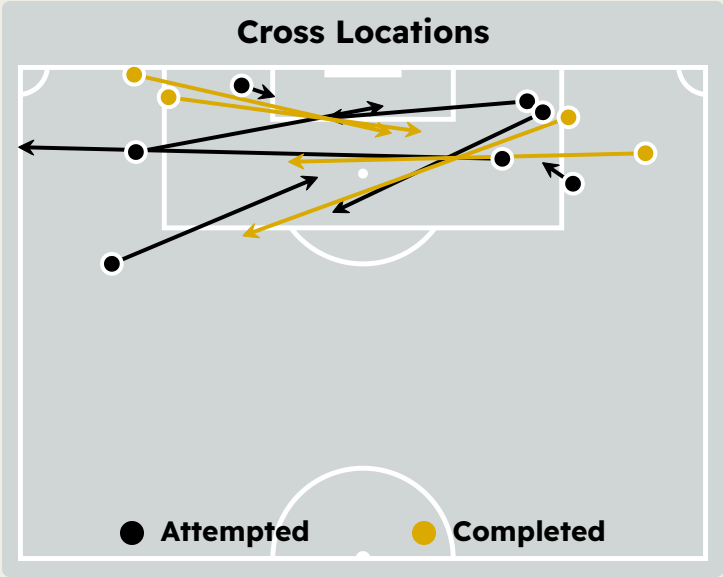
2

Filip KOSTIC

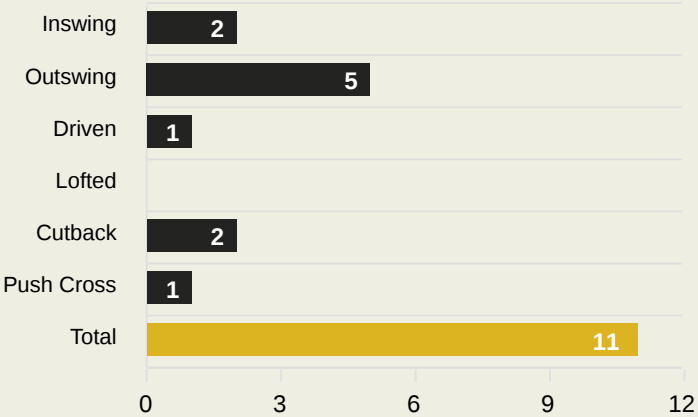
LEFT MIDFIELD

| # | Player | Inswing | Outswing | Driven | Lofted | Cutback | Push Cross | Total Attempted |
|----|---------------------|---------|----------|--------|--------|---------|------------|-----------------|
| 29 | Michele DI GREGORIO | 0 | 0 | 0 | 0 | 0 | 0 | 0 |
| 2 | ALBERTO COSTA | 0 | 0 | 1 | 0 | 0 | 0 | 1 |
| 5 | Manuel LOCATELLI | 0 | 0 | 0 | 0 | 0 | 0 | 0 |
| 6 | Lloyd KELLY | 0 | 0 | 0 | 0 | 0 | 0 | 0 |
| 8 | Teun KOOPMEINERS | 0 | 0 | 0 | 0 | 0 | 0 | 0 |
| 9 | Dusan VLAHOVIC | 0 | 0 | 0 | 0 | 0 | 0 | 0 |
| 11 | Nico GONZALEZ | 0 | 0 | 0 | 0 | 0 | 0 | 0 |
| 15 | Pierre KALULU | 0 | 0 | 0 | 0 | 0 | 0 | 0 |
| 16 | Weston McKENNIE | 0 | 0 | 0 | 0 | 0 | 0 | 0 |
| 18 | Filip KOSTIC | 0 | 1 | 0 | 0 | 1 | 0 | 2 |
| 37 | Nicolo SAVONA | 0 | 0 | 0 | 0 | 0 | 0 | 0 |
| 4 | Federico GATTI | 0 | 0 | 0 | 0 | 0 | 0 | 0 |
| 10 | Kenan YILDIZ | 0 | 0 | 0 | 0 | 0 | 0 | 0 |
| 17 | Vasilije ADZIC | 0 | 0 | 0 | 0 | 0 | 0 | 0 |
| 19 | Khephren THURAM | 0 | 0 | 0 | 0 | 0 | 0 | 0 |
| 27 | Andrea CAMBIASO | 0 | 0 | 0 | 0 | 0 | 0 | 0 |

Crosses (Open Play)



Delivery Type



Attempted

11

Completed

4

Most Crosses Attempted

3

SAVINHO
RIGHT WINGER

| # | Player | Inswing | Outswing | Driven | Lofted | Cutback | Push Cross | Total Attempted |
|----|-------------------|---------|----------|--------|--------|---------|------------|-----------------|
| 31 | EDERSON | 0 | 0 | 0 | 0 | 0 | 0 | 0 |
| 3 | RUBEN DIAS | 0 | 0 | 0 | 0 | 0 | 0 | 0 |
| 4 | Tijjani REIJNDERS | 0 | 0 | 0 | 0 | 0 | 0 | 0 |
| 7 | OMAR MARMOUSH | 1 | 0 | 0 | 0 | 0 | 0 | 1 |
| 11 | Jeremy DOKU | 0 | 0 | 0 | 0 | 1 | 0 | 1 |
| 16 | RODRI | 0 | 0 | 0 | 0 | 0 | 0 | 0 |
| 20 | BERNARDO SILVA | 0 | 0 | 0 | 0 | 0 | 0 | 0 |
| 21 | Rayan AIT-NOURI | 0 | 2 | 0 | 0 | 0 | 0 | 2 |
| 25 | Manuel AKANJI | 0 | 0 | 0 | 0 | 0 | 0 | 0 |
| 26 | SAVINHO | 0 | 1 | 0 | 0 | 1 | 1 | 3 |
| 27 | MATHEUS NUNES | 0 | 1 | 1 | 0 | 0 | 0 | 2 |
| 9 | Erling HAALAND | 0 | 0 | 0 | 0 | 0 | 0 | 0 |
| 19 | Ilkay GUENDOCHAN | 1 | 0 | 0 | 0 | 0 | 0 | 1 |
| 29 | Rayan CHERKI | 0 | 1 | 0 | 0 | 0 | 0 | 1 |
| 47 | Phil FODEN | 0 | 0 | 0 | 0 | 0 | 0 | 0 |
| 75 | Nico OREILLY | 0 | 0 | 0 | 0 | 0 | 0 | 0 |

Offering to Receive

160

Total Offers Made

57

Total Offers Received

Most Offers

28

Dusan VLAHOVIC

CENTRE FORWARD

44

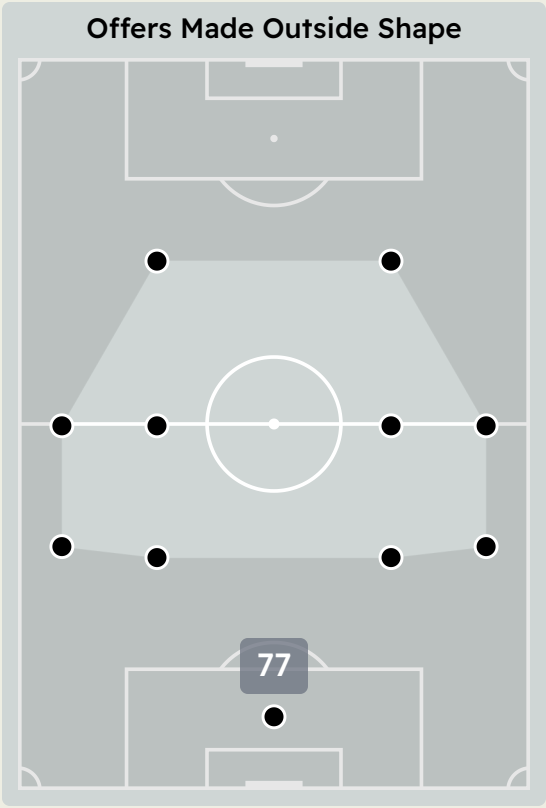
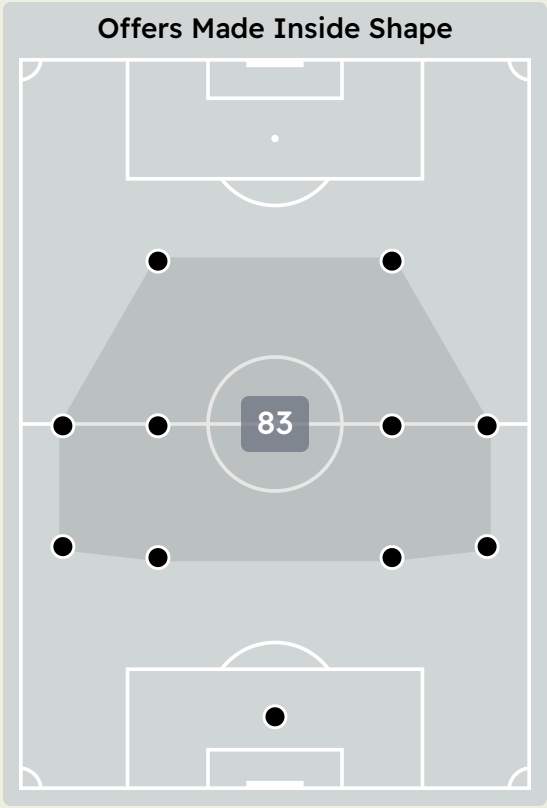
Offers Made in Final Third

65

Offers Made in Middle Third

51

Offers Made in Defensive Third



Juventus FC

| # | Player | Offers Made | Offers Received | % Made & Received |
|----|---------------------|-------------|-----------------|-------------------|
| 29 | Michele DI GREGORIO | 5 | 1 | 20% |
| 2 | ALBERTO COSTA | 14 | 5 | 35.7% |
| 5 | Manuel LOCATELLI | 13 | 9 | 69.2% |
| 6 | Lloyd KELLY | 10 | 8 | 80% |
| 8 | Teun KOOPMEINERS | 13 | 2 | 15.4% |
| 9 | Dusan VLAHOVIC | 28 | 6 | 21.4% |
| 11 | Nico GONZALEZ | 14 | 3 | 21.4% |
| 15 | Pierre KALULU | 5 | 2 | 40% |
| 16 | Weston McKENNIE | 8 | 4 | 50% |
| 18 | Filip KOSTIC | 8 | 4 | 50% |
| 37 | Nicolo SAVONA | 13 | 6 | 46.2% |
| 4 | Federico GATTI | 2 | 0 | 0% |
| 10 | Kenan YILDIZ | 4 | 0 | 0% |
| 17 | Vasilije ADZIC | 4 | 0 | 0% |
| 19 | Khephren THURAM | 3 | 2 | 66.7% |
| 27 | Andrea CAMBIASO | 16 | 5 | 31.2% |

Offering to Receive



468

Total Offers Made

194

Total Offers Received

Most Offers

96

Tijjani REIJNDERS

LEFT CENTRE MIDFIELD

219

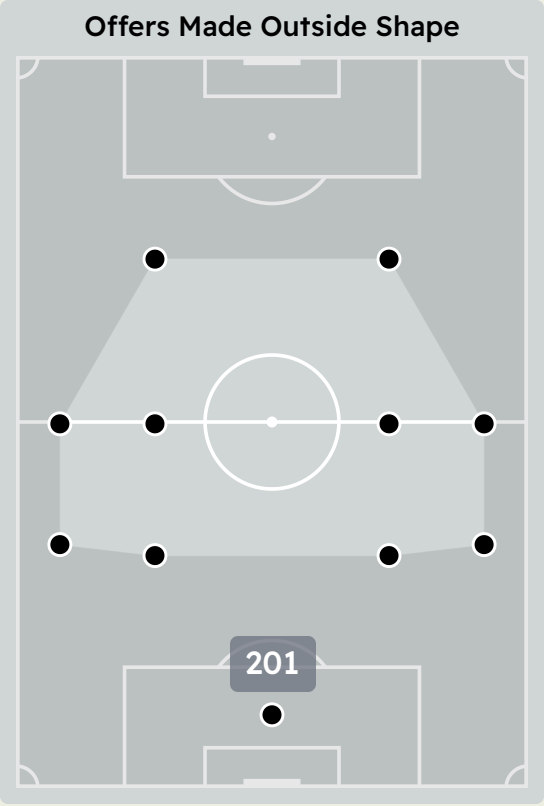
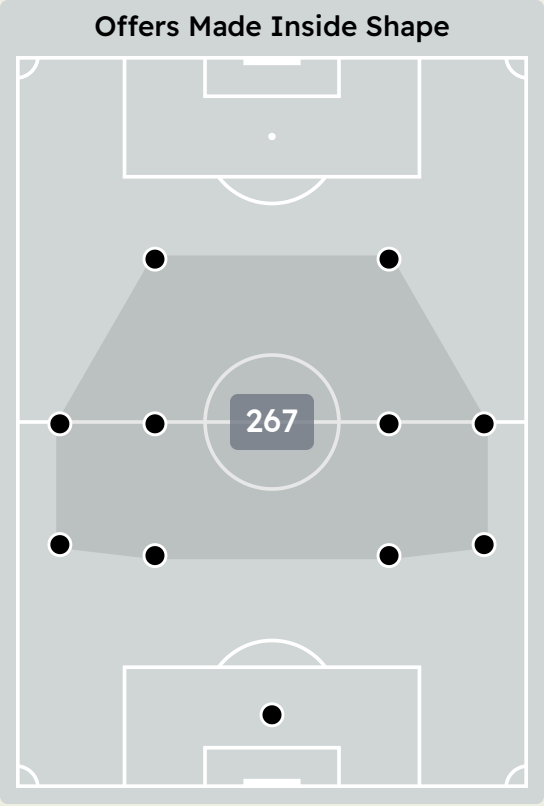
Offers Made in Final Third

190

Offers Made in Middle Third

59

Offers Made in Defensive Third

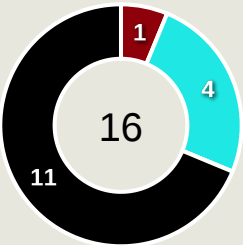


| # | Player | Offers Made | Offers Received | % Made & Received |
|----|-------------------|-------------|-----------------|-------------------|
| 31 | EDERSON | 2 | 1 | 50% |
| 3 | RUBEN DIAS | 2 | 1 | 50% |
| 4 | Tijjani REIJNDERS | 96 | 44 | 45.8% |
| 7 | OMAR MARMOUSH | 38 | 9 | 23.7% |
| 11 | Jeremy DOKU | 34 | 9 | 26.5% |
| 16 | RODRI | 63 | 40 | 63.5% |
| 20 | BERNARDO SILVA | 39 | 11 | 28.2% |
| 21 | Rayan AIT-NOURI | 19 | 11 | 57.9% |
| 25 | Manuel AKANJI | 16 | 7 | 43.8% |
| 26 | SAVINHO | 26 | 6 | 23.1% |
| 27 | MATHEUS NUNES | 32 | 18 | 56.2% |
| 9 | Erling HAALAND | 25 | 5 | 20% |
| 19 | Ilkay GUENDOCHAN | 26 | 10 | 38.5% |
| 29 | Rayan CHERKI | 21 | 11 | 52.4% |
| 47 | Phil FODEN | 23 | 10 | 43.5% |
| 75 | Nico OREILLY | 6 | 1 | 16.7% |

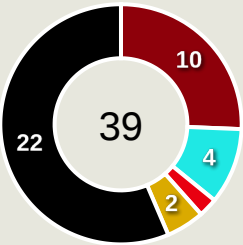
Movement to Receive

Movement Types by Phase

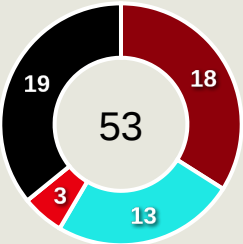
Final Third Phase



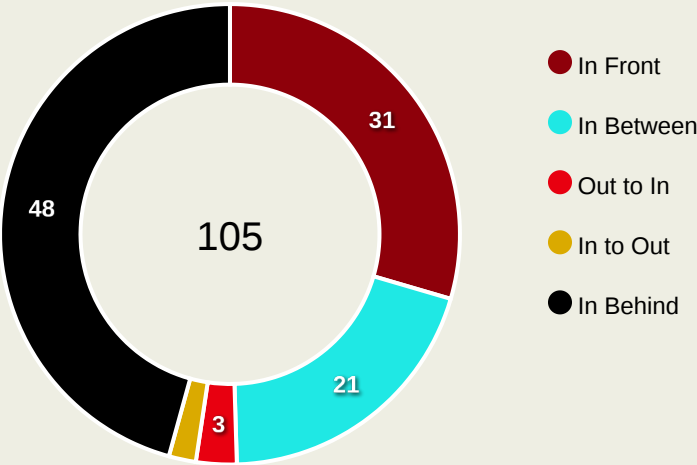
Progression Phase



Build Up Phase



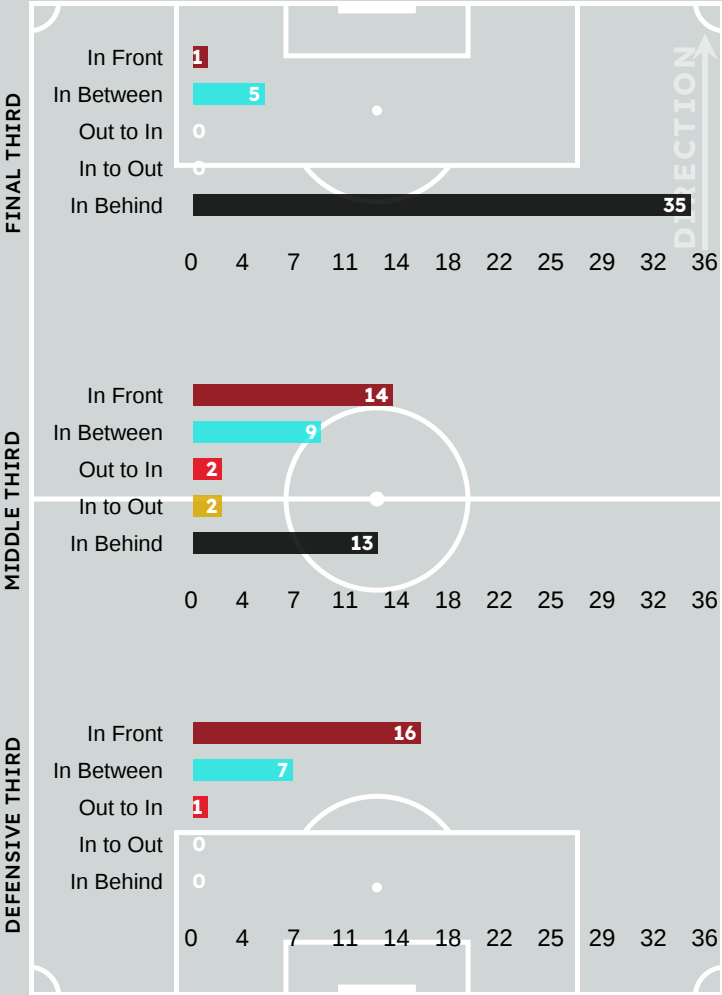
All Movement Types



Top Ranked Players

| Type | Player | Movements |
|------------|--------------------|-----------|
| In Front | 5 Manuel LOCATELLI | 8 |
| In Between | 11 Nico GONZALEZ | 4 |
| Out to In | 2 ALBERTO COSTA | 1 |
| In to Out | 9 Dusan VLAHOVIC | 1 |
| In Behind | 9 Dusan VLAHOVIC | 22 |

Movement Types Pitch Third

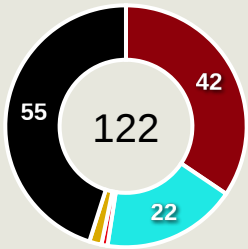


Movement to Receive

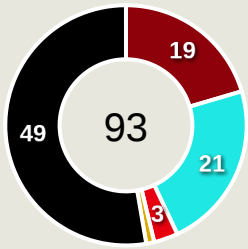


Movement Types by Phase

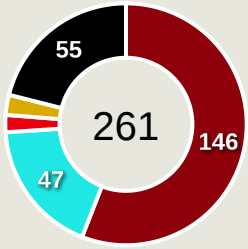
Final Third Phase



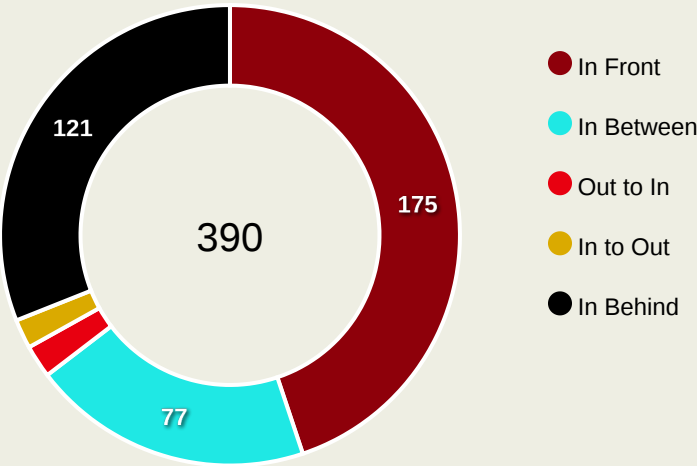
Progression Phase



Build Up Phase



All Movement Types

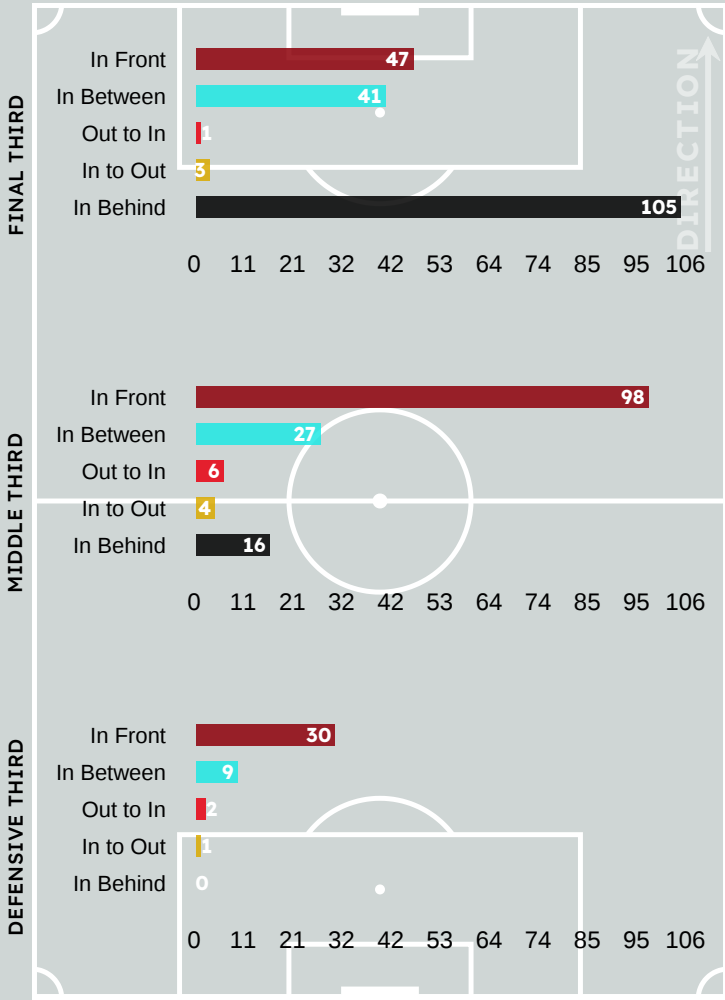


- In Front
- In Between
- Out to In
- In to Out
- In Behind

Top Ranked Players

| Type | Player | Movements |
|------------|---------------------|-----------|
| In Front | 4 Tijjani REIJNDERS | 46 |
| In Between | 4 Tijjani REIJNDERS | 15 |
| Out to In | 16 RODRI | 2 |
| In to Out | 11 Jeremy DOKU | 3 |
| In Behind | 7 OMAR MARMOUSH | 26 |

Movement Types Pitch Third



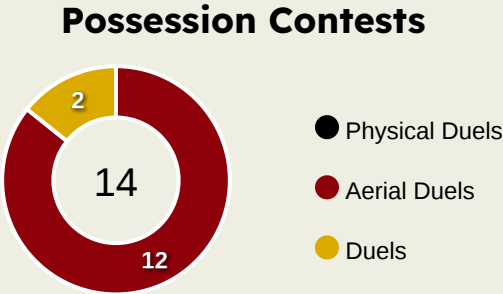
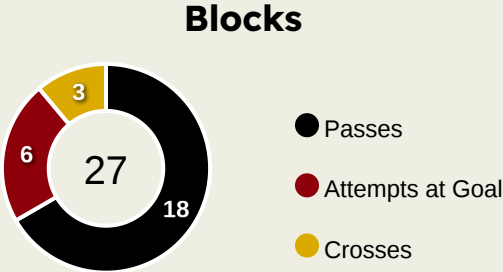
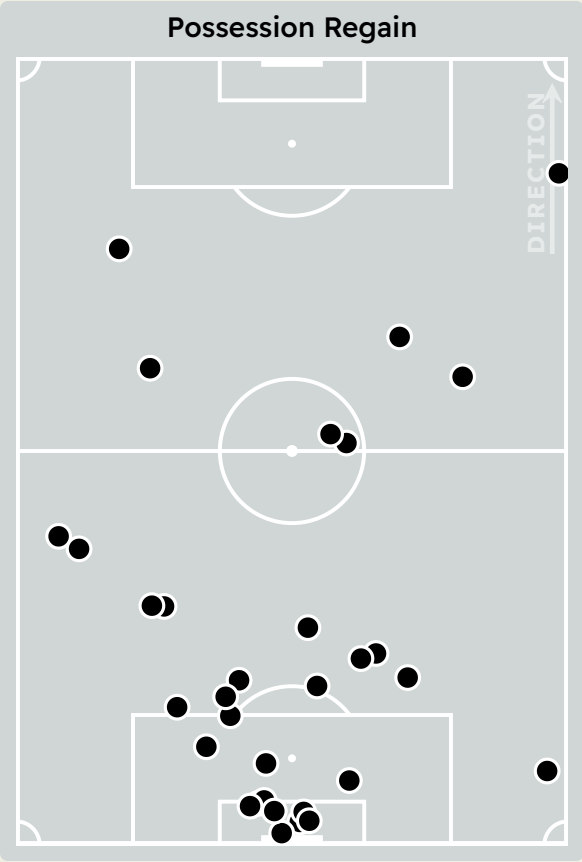
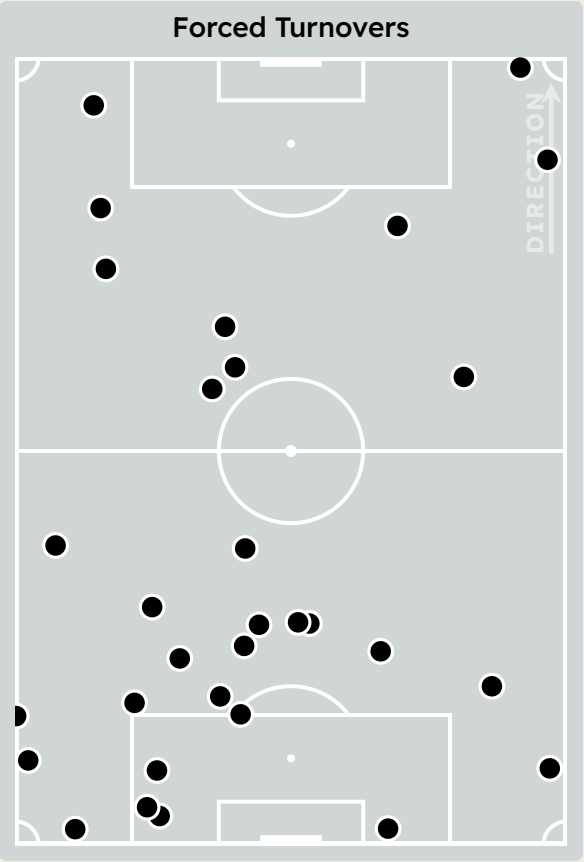


OUT OF POSSESSION



Juventus FC v Manchester City

Defensive Actions



Juventus FC

| # | Player | Total Possession Regains |
|----|---------------------|--------------------------|
| 29 | Michele DI GREGORIO | 4 |
| 2 | ALBERTO COSTA | 0 |
| 5 | Manuel LOCATELLI | 1 |
| 6 | Lloyd KELLY | 3 |
| 8 | Teun KOOPMEINERS | 1 |
| 9 | Dusan VLAHOVIC | 1 |
| 11 | Nico GONZALEZ | 4 |
| 15 | Pierre KALULU | 3 |
| 16 | Weston McKENNIE | 4 |
| 18 | Filip KOSTIC | 5 |
| 37 | Nicolo SAVONA | 4 |
| 4 | Federico GATTI | 1 |
| 10 | Kenan YILDIZ | 2 |
| 17 | Vasilije ADZIC | 1 |
| 19 | Khephren THURAM | 0 |
| 27 | Andrea CAMBIASO | 0 |

Defensive Actions

39

Forced Turnovers

23

Possession Regained

7

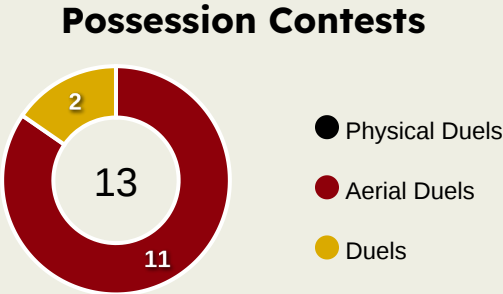
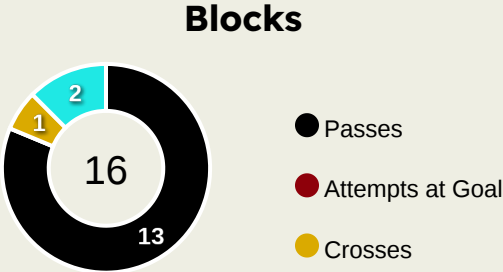
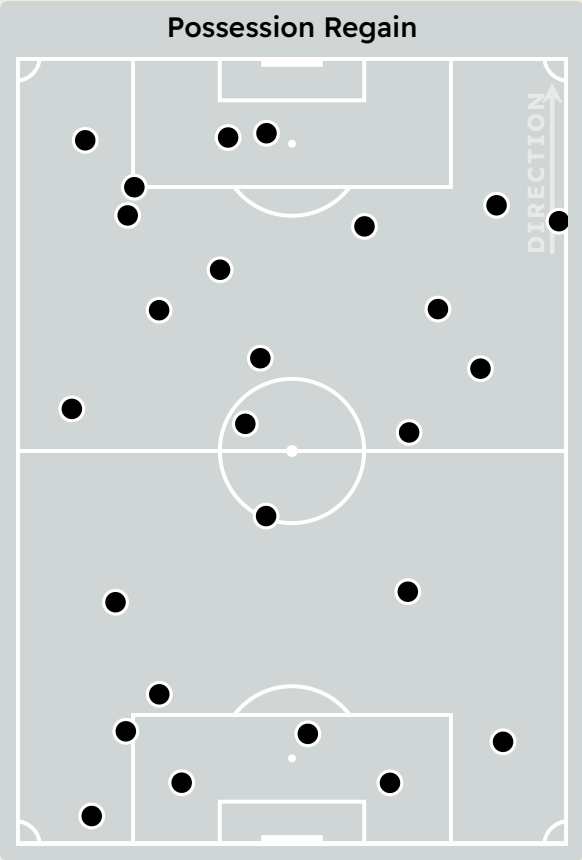
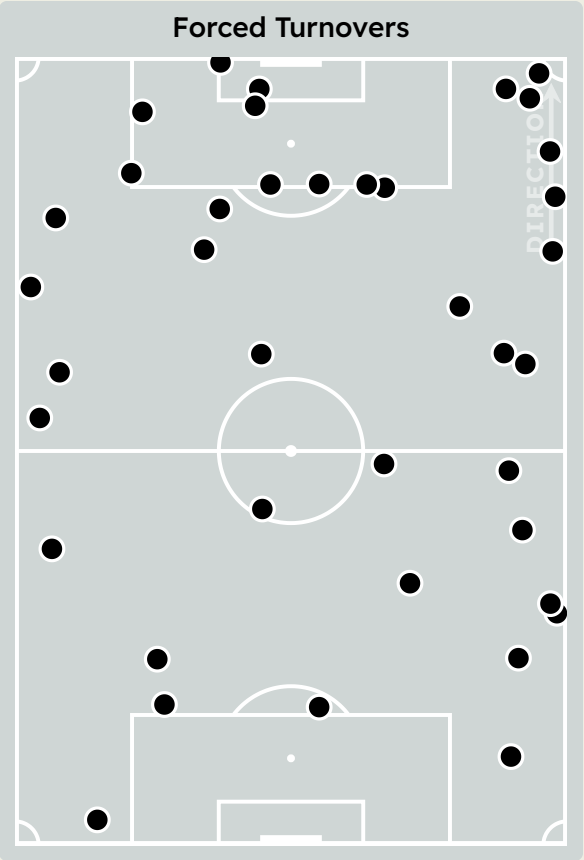
Interceptions

20

Tackles

14.22

Possession Actions / Defensive Action



Most Possession Regains

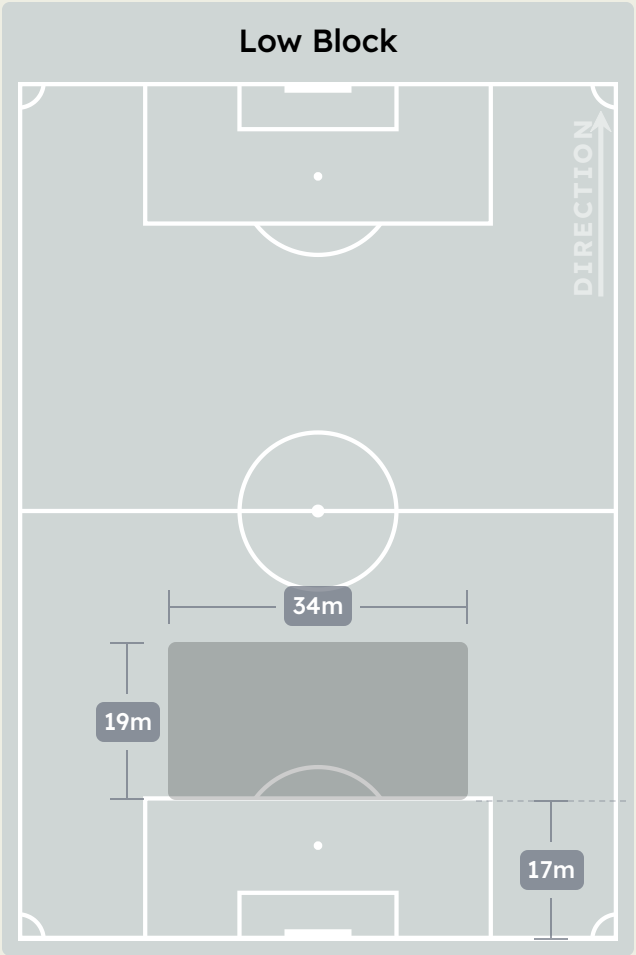
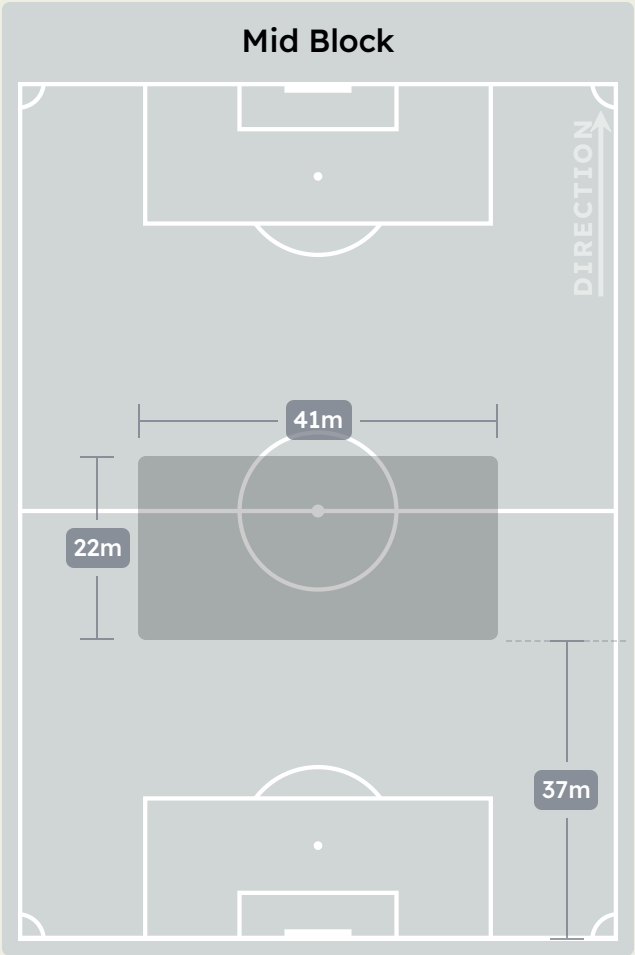
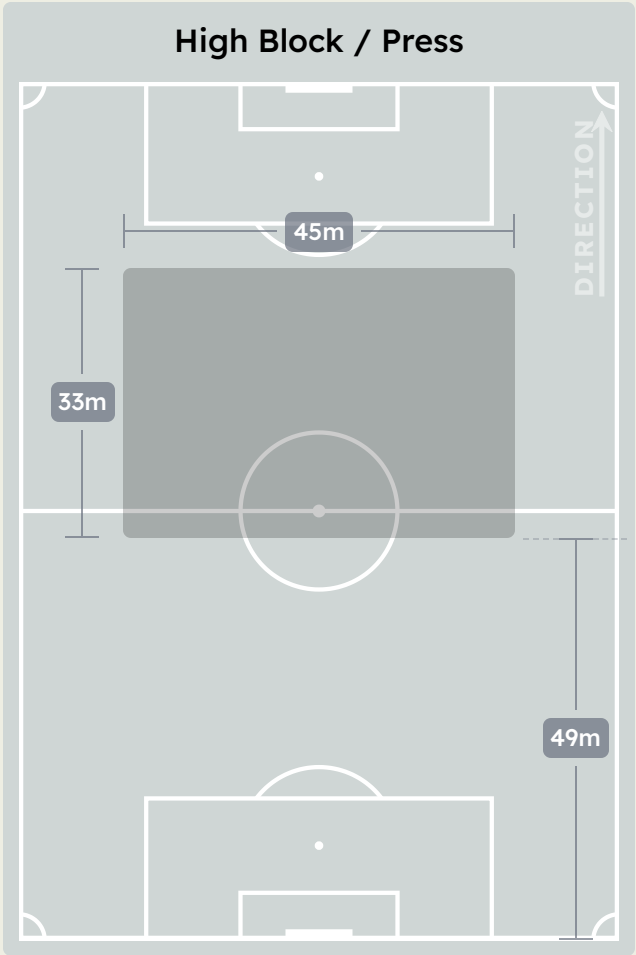
4

Rayan AIT-NOURI
LEFT BACK

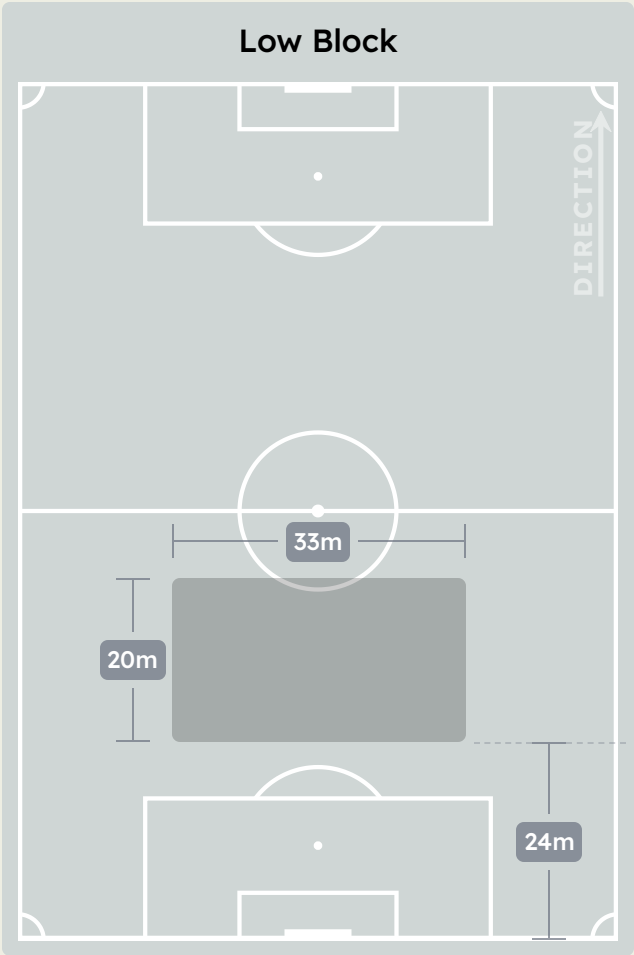
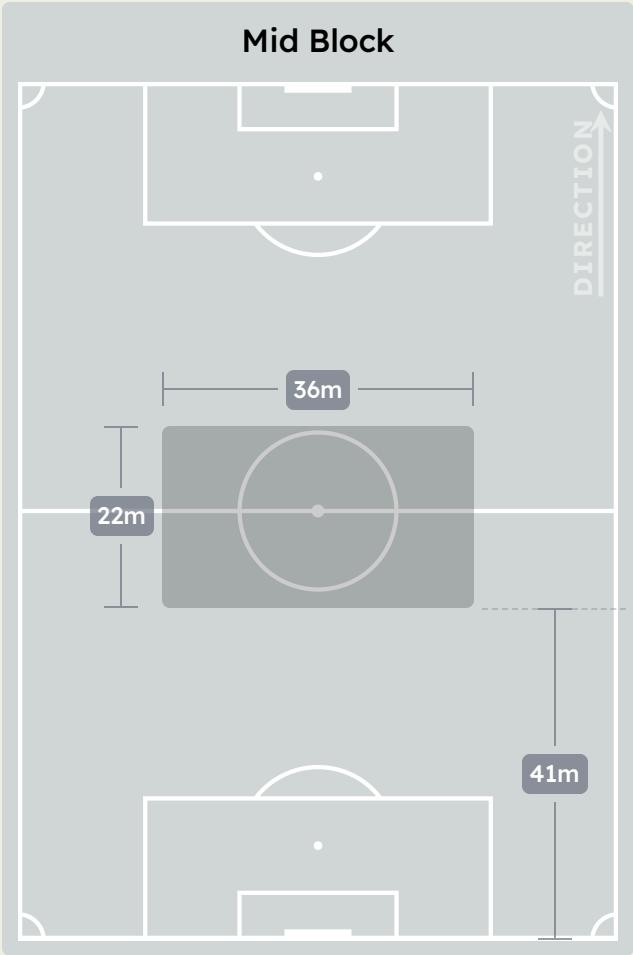
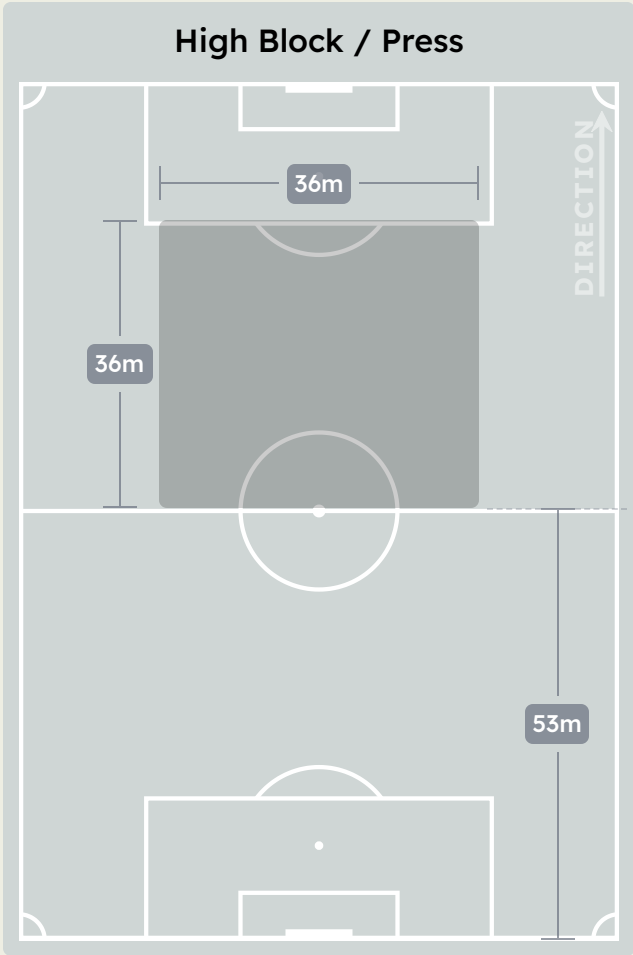
Manchester City

| # | Player | Total Possession Regains |
|----|-------------------|--------------------------|
| 31 | EDERSON | 2 |
| 3 | RUBEN DIAS | 3 |
| 4 | Tijjani REIJNDERS | 1 |
| 7 | OMAR MARMOUSH | 2 |
| 11 | Jeremy DOKU | 1 |
| 16 | RODRI | 2 |
| 20 | BERNARDO SILVA | 1 |
| 21 | Rayan AIT-NOURI | 4 |
| 25 | Manuel AKANJI | 3 |
| 26 | SAVINHO | 1 |
| 27 | MATHEUS NUNES | 3 |
| 9 | Erling HAALAND | 0 |
| 19 | Ilkay GUENDOGAN | 0 |
| 29 | Rayan CHERKI | 0 |
| 47 | Phil FODEN | 0 |
| 75 | Nico OREILLY | 0 |

Defensive Line Height & Team Length



Defensive Line Height & Team Length




Defensive Pressure

JUVENTUS

JJ

Juventus FC



| | | |
|--------|----------------------------|-------|
| 382 | Total Pressures | 175 |
| 64 | Direct Pressures | 38 |
| 1.67s | Avg Pressure Duration | 1.44s |
| 31 | Forced Turnovers | 39 |
| 26.05s | Ball Recovery Time | 8.13s |
| 146 | Pushing on into Pressing | 72 |
| 251 | Pushing on | 134 |
| 73 | Pressing Direction Inside | 42 |
| 228 | Pressing Direction Outside | 94 |

Most Direct Pressures

12

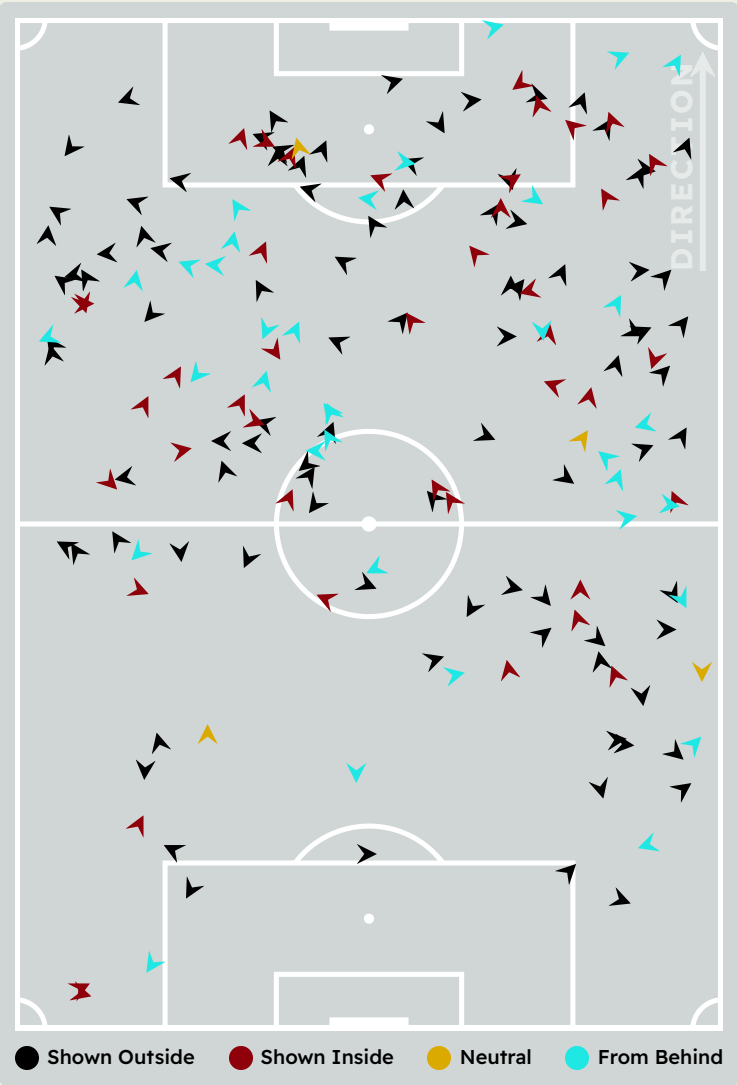
Filip KOSTIC
LEFT MIDFIELD

Most Direct Pressures

10

MATHEUS NUNES
RIGHT BACK

Manchester City





GOALKEEPING



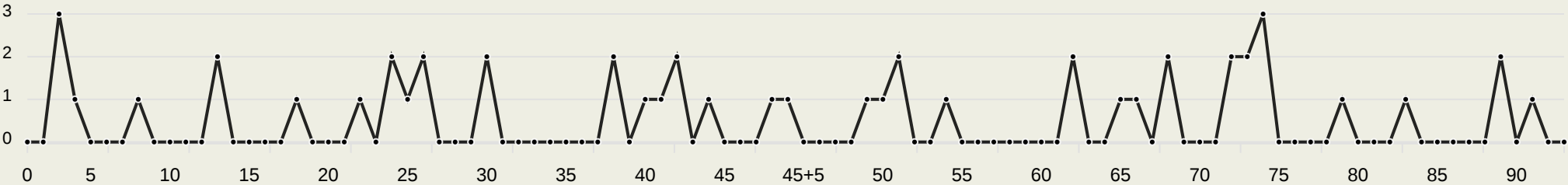
Juventus FC v Manchester City

Goalkeeping Involvement



Juventus FC

Juventus FC GK Involvement Timeline



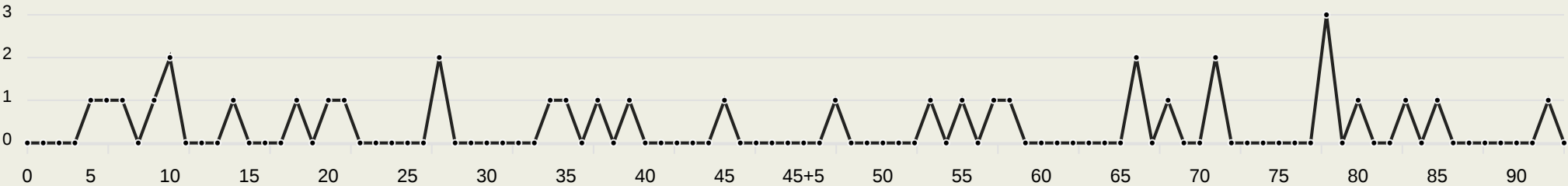
49

Total Involvements



Manchester City

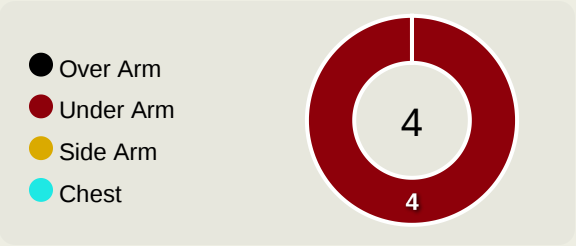
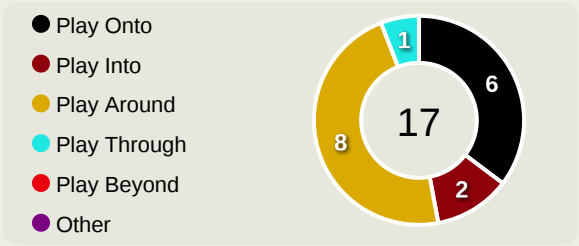
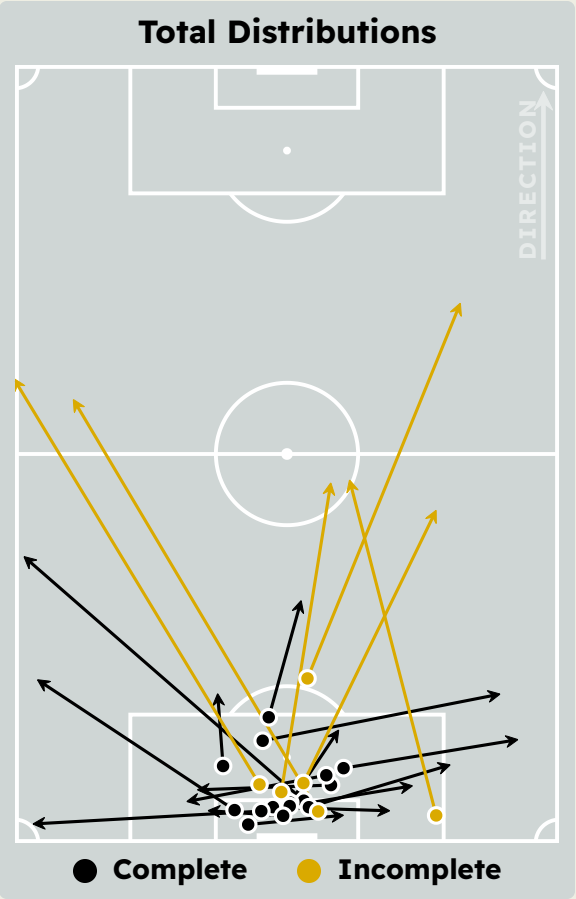
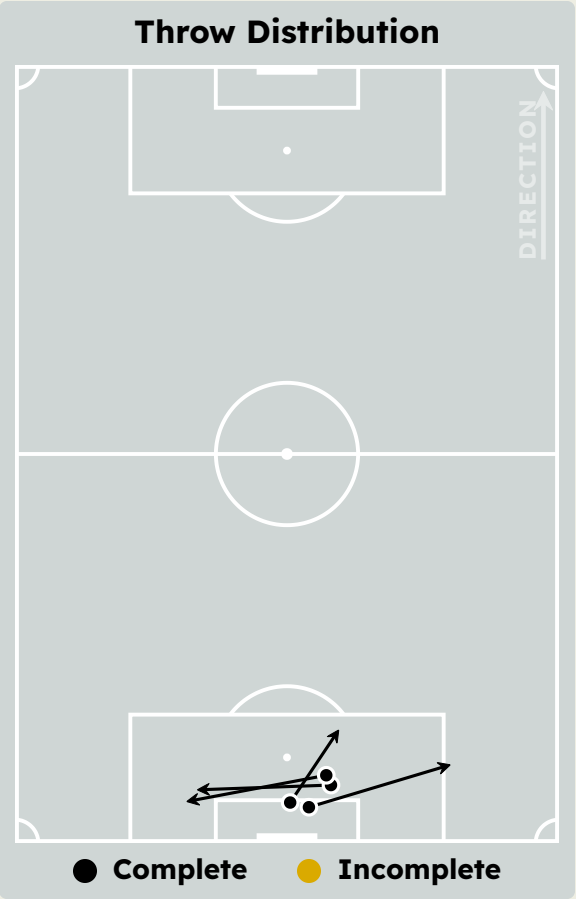
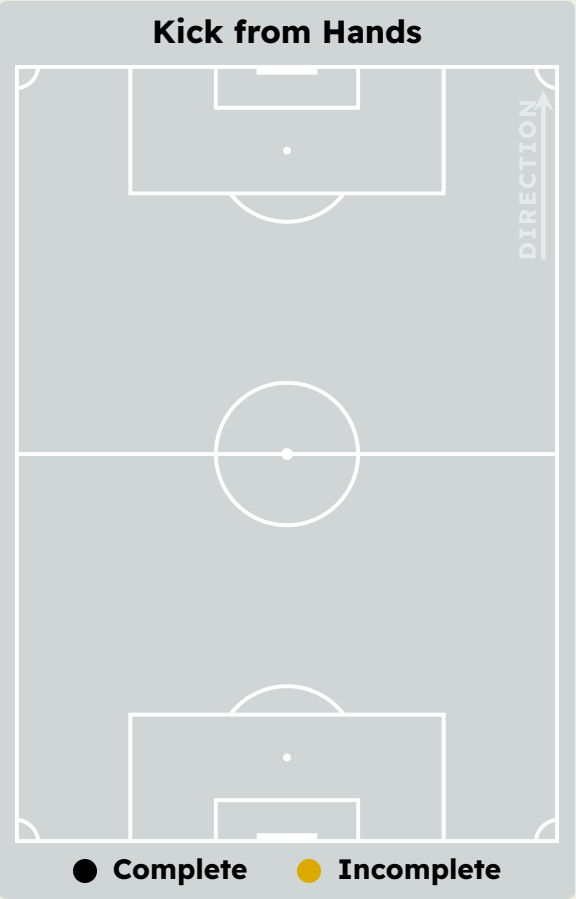
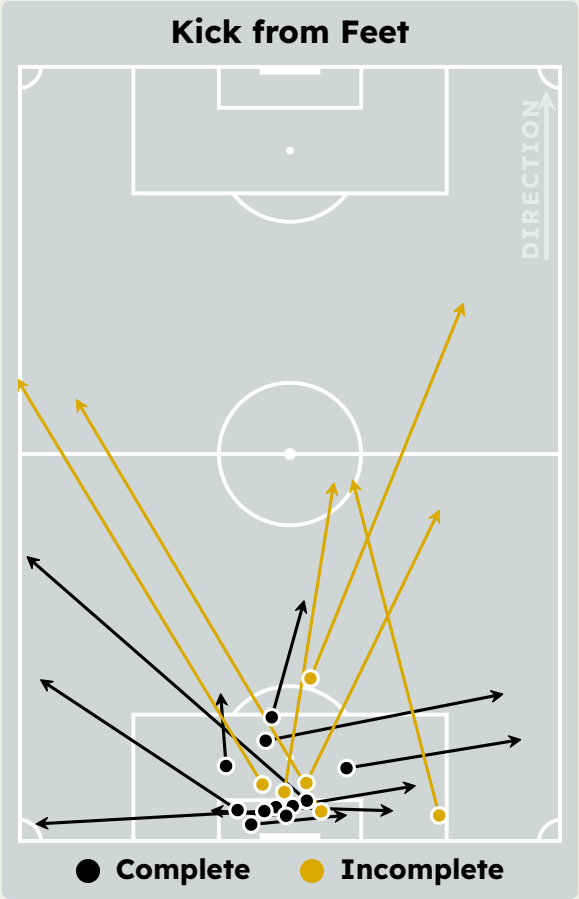
Manchester City GK Involvement Timeline



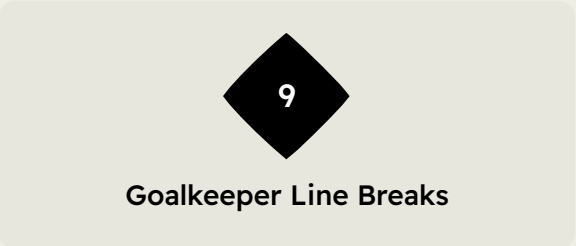
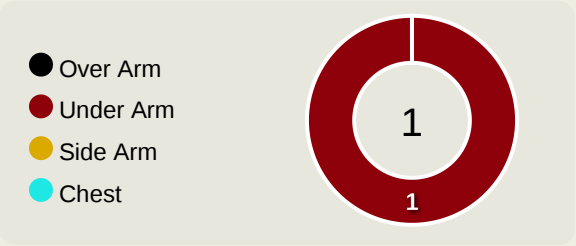
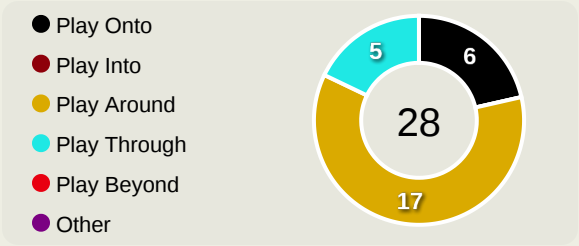
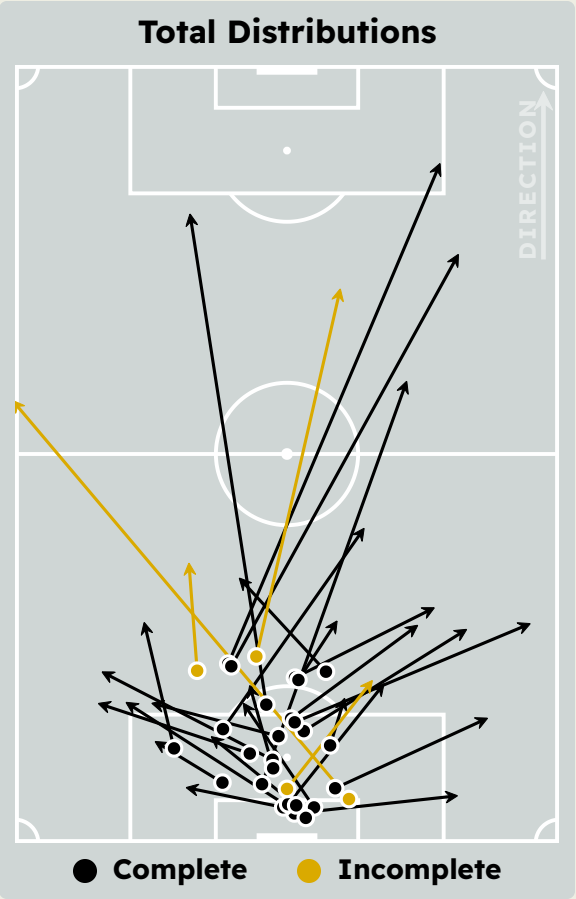
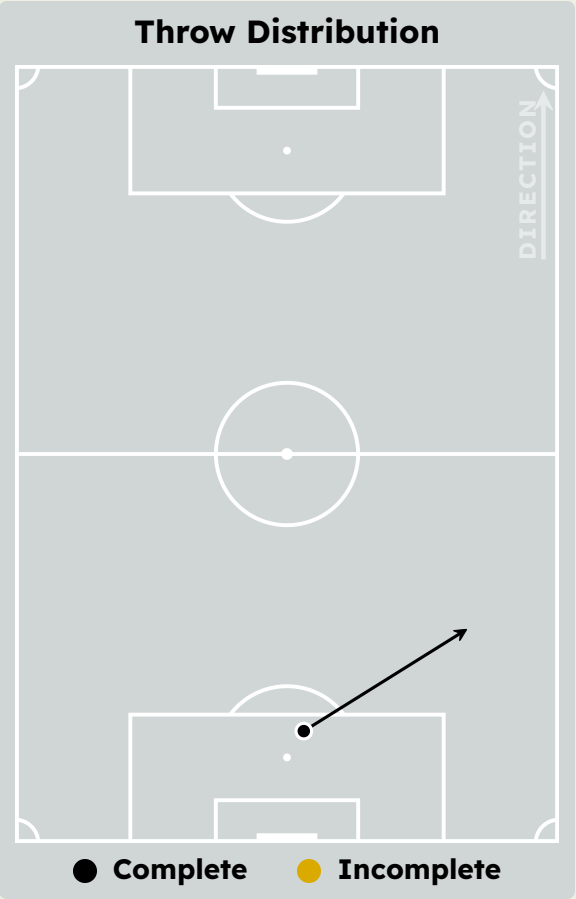
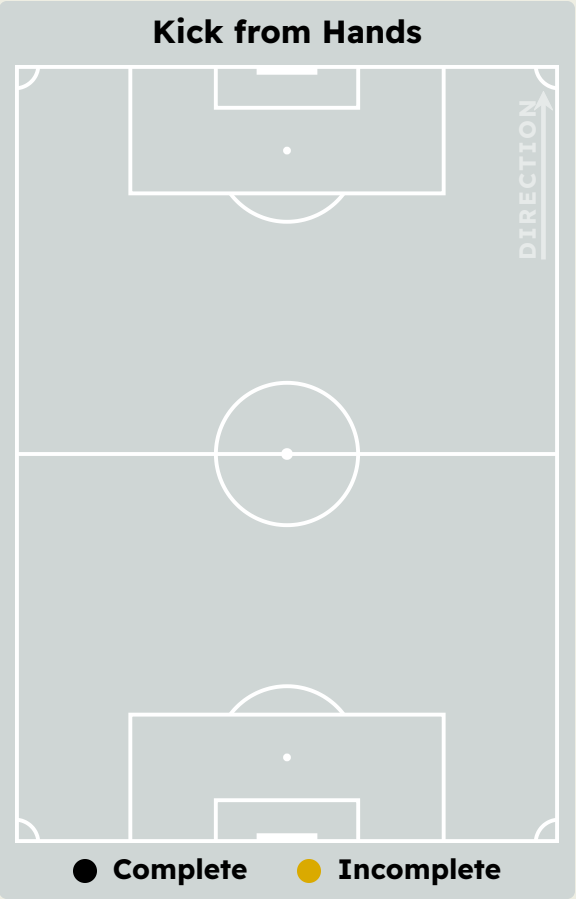
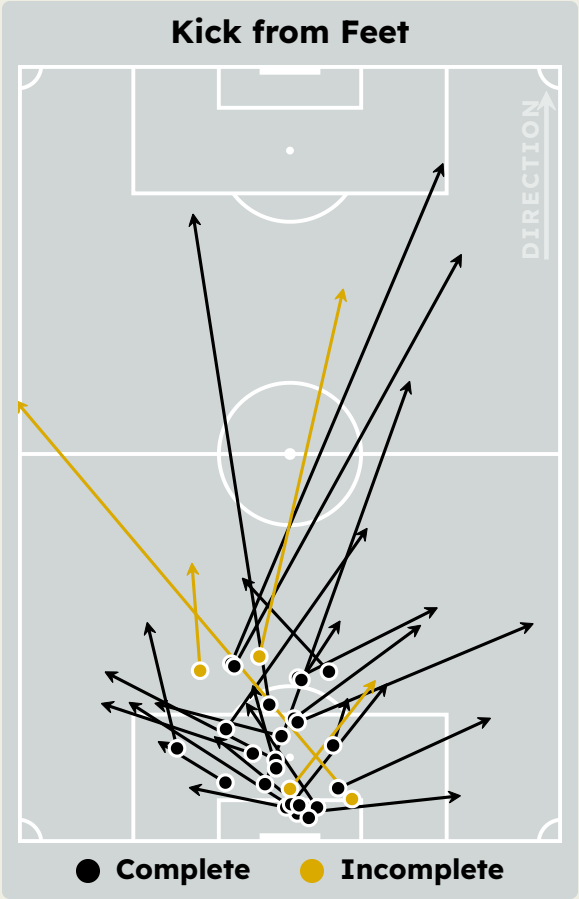
35

Total Involvements

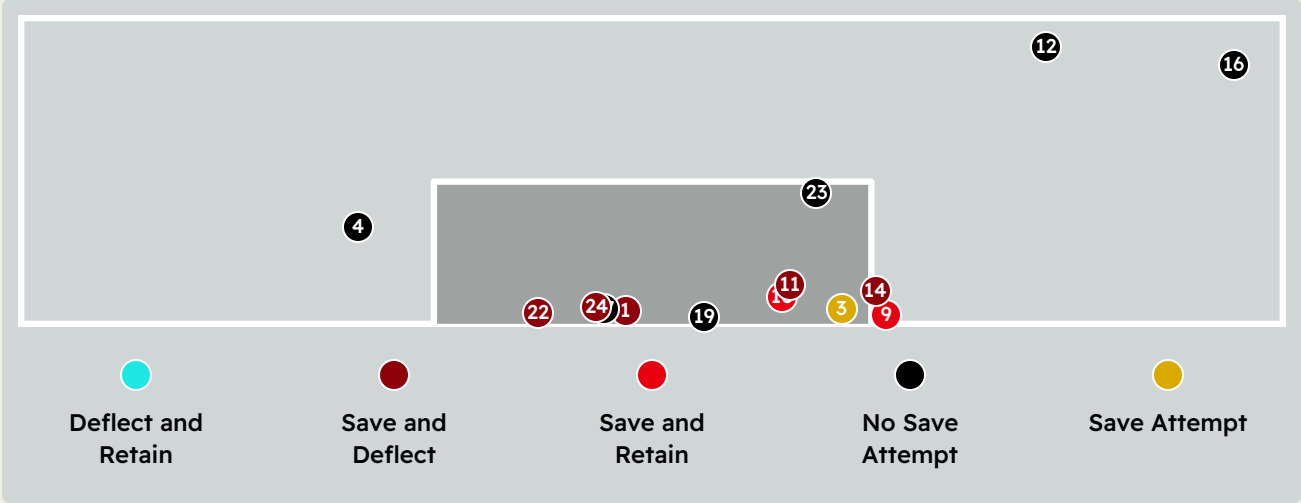
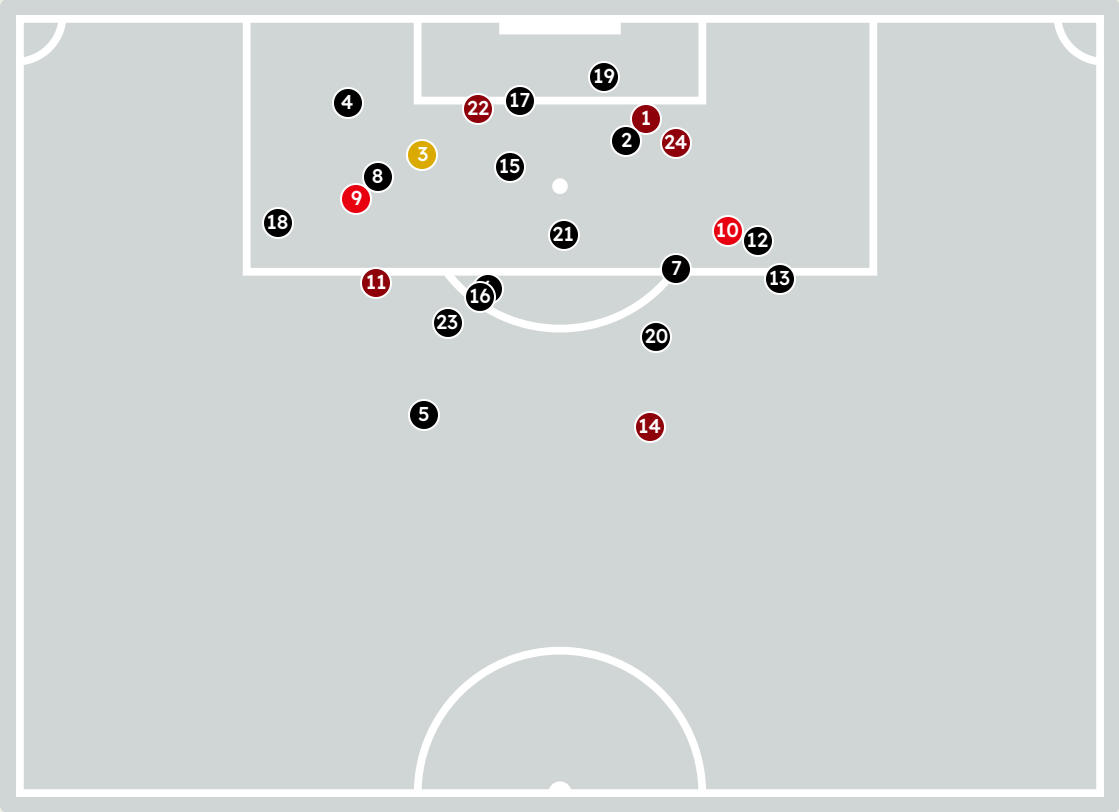
Goalkeeping Distribution



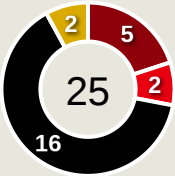
Goalkeeping Distribution



Goal Prevention



Intervention Type



Deflect & Retain Save & Deflect
Save & Retain No Save Attempt
Save Attempt

Intervention Body Type



Head Hands Upper Body
Lower Body Feet

25

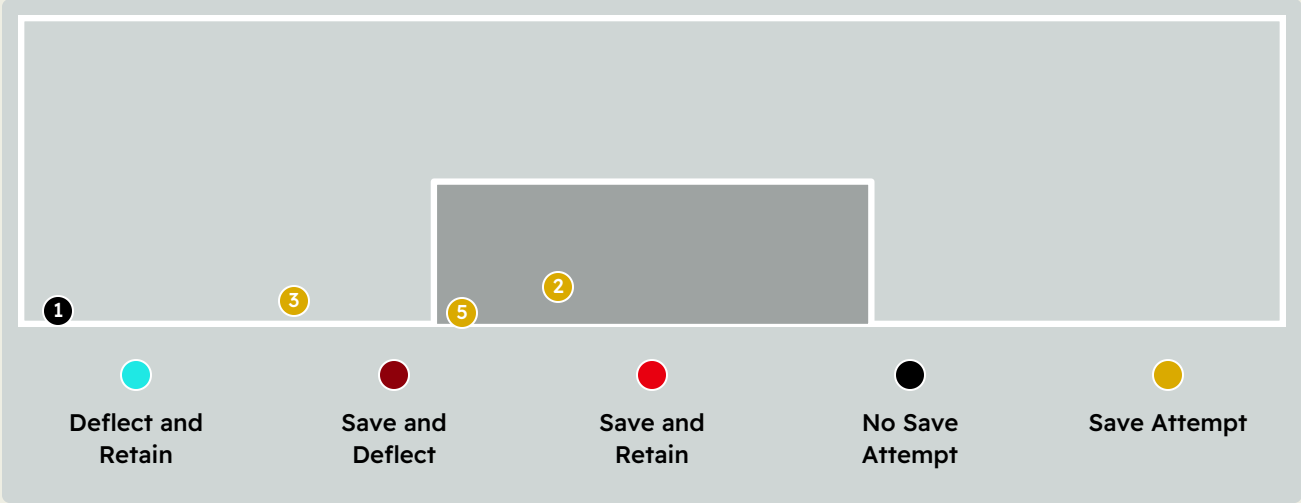
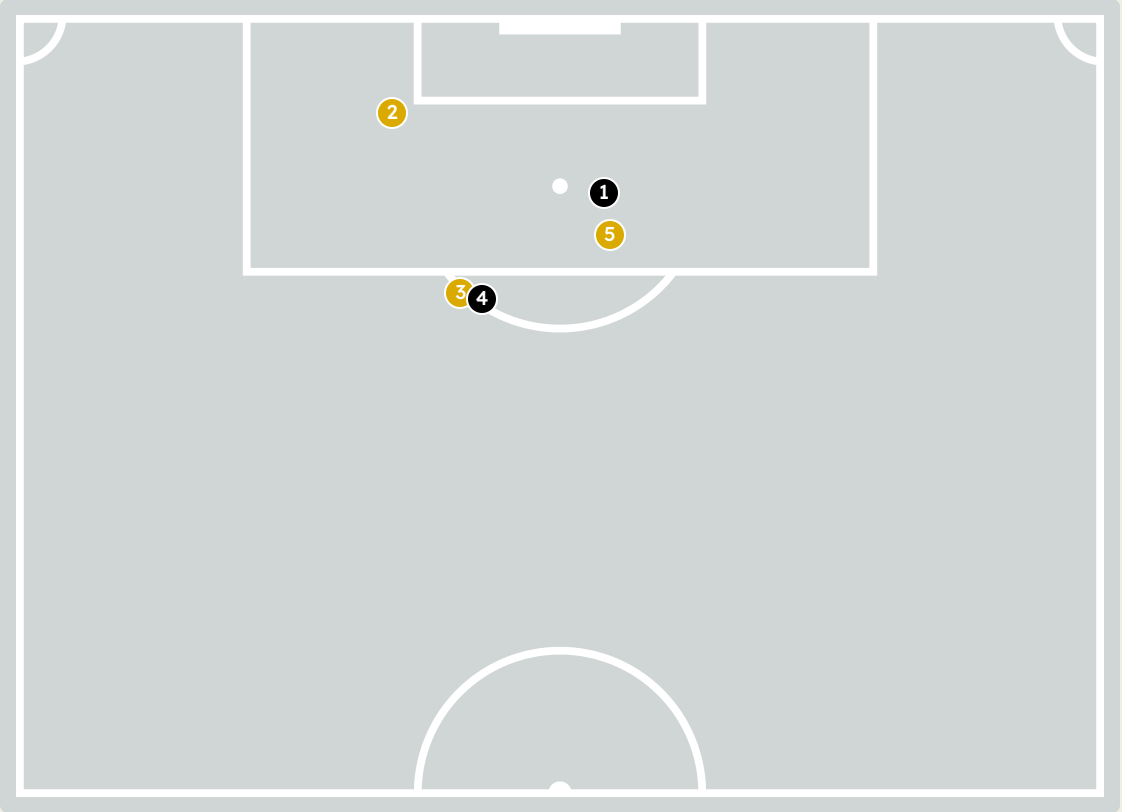
Total Attempts on Goal Faced

56

Save %

| Total Attempts on Goal Faced | Total Goal Interventions | Save & Retain | Deflect & Retain | Save & Deflect | Save Attempt | No Save Attempt |
|------------------------------|--------------------------|---------------|------------------|----------------|--------------|-----------------|
| 25 | 7 | 2 | 0 | 5 | 2 | 16 |

Goal Prevention

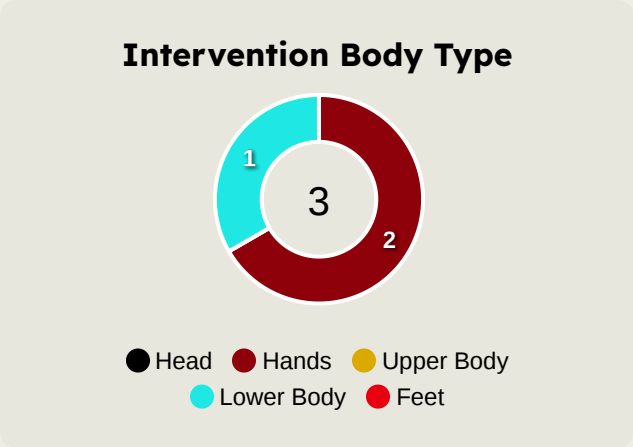
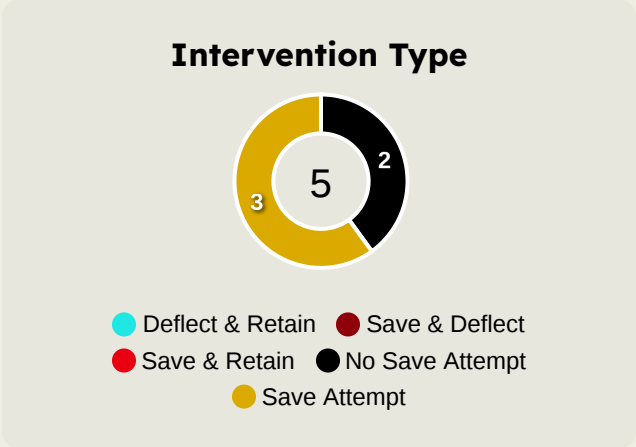


5

Total Attempts on Goal Faced

0

Save %



| Total Attempts on Goal Faced | Total Goal Interventions | Save & Retain | Deflect & Retain | Save & Deflect | Save Attempt | No Save Attempt |
|------------------------------|--------------------------|---------------|------------------|----------------|--------------|-----------------|
| 5 | 0 | 0 | 0 | 0 | 3 | 2 |

Aerial Control

1

Total Interventions

0

Complete

1

Punches

0

Incomplete

0

Complete

0

Claims

0

Incomplete

0

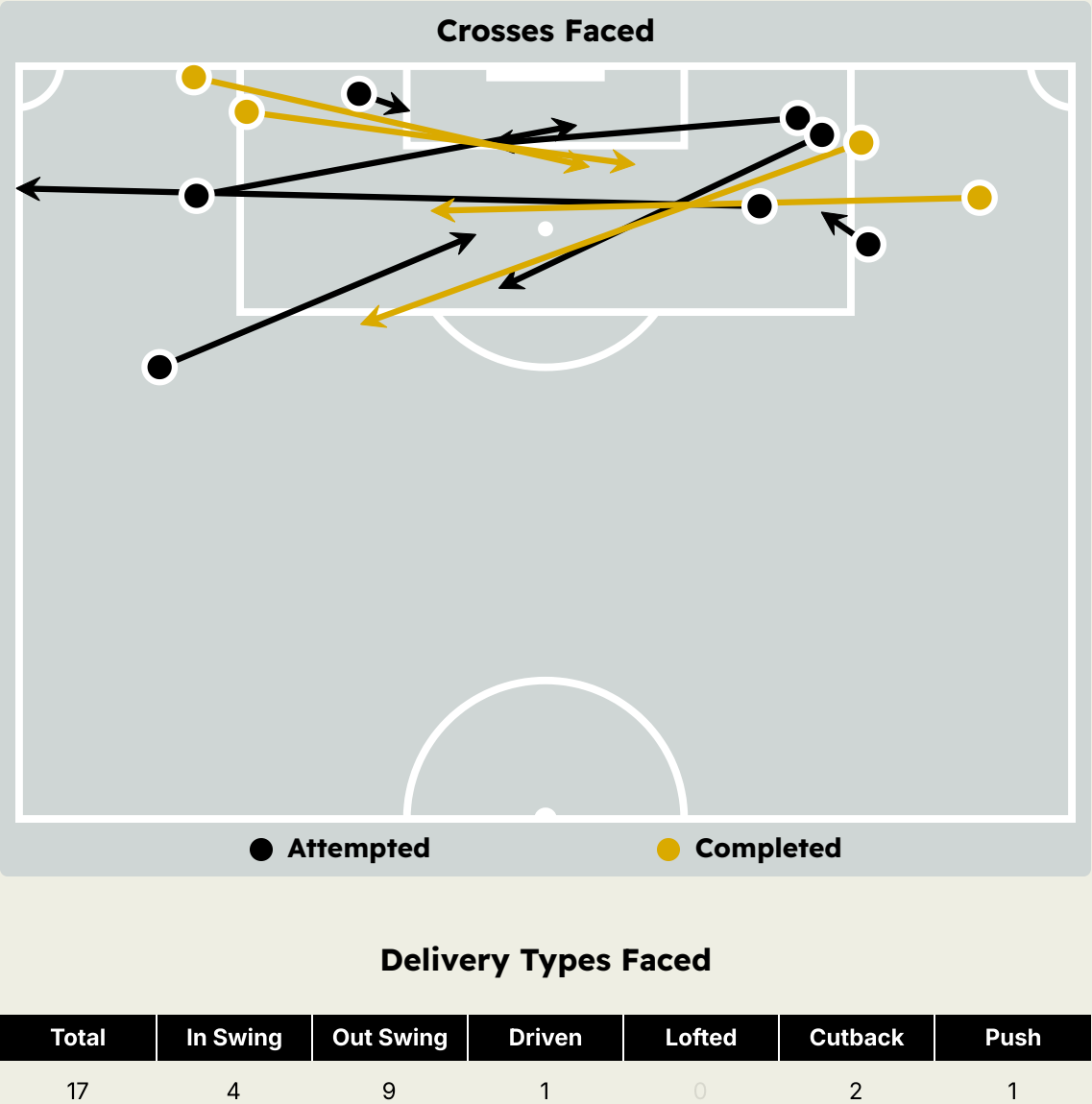
Complete

0

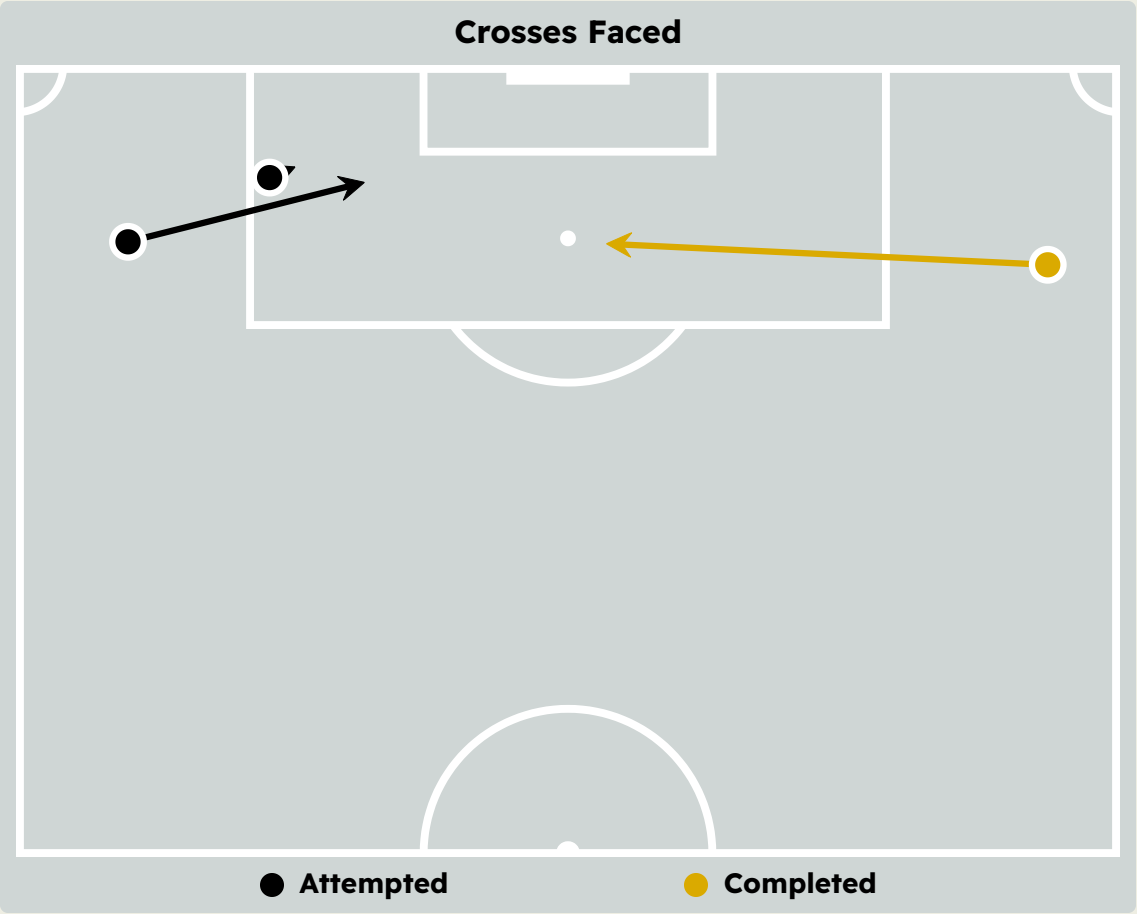
Tipped/Palmed

0

Incomplete



Aerial Control



| Delivery Types Faced | | | | | | |
|----------------------|----------|-----------|--------|--------|---------|------|
| Total | In Swing | Out Swing | Driven | Lofted | Cutback | Push |
| 4 | 0 | 2 | 1 | 0 | 1 | 0 |



SET PLAYS



Juventus FC v Manchester City

Set Plays

26

Total Set Plays

11

Total Free Kicks

0

Total Penalties

1

Total Corners

14

Total Throw Ins

| Free Kicks | |
|---------------------|-------|
| Type | Total |
| Direct | 10 |
| Direct (on target) | 0 |
| Direct (off target) | 0 |
| Indirect | 1 |

| Corners | | | |
|----------------------|----------------|-----------------|-------|
| Delivery Type | From Left Side | From Right Side | Total |
| Direct to Area | 1 | 0 | 1 |
| Short | 0 | 0 | 0 |
| Edge of Penalty Area | 0 | 0 | 0 |

| Corners | |
|----------------|-------|
| Delivery Style | Total |
| Inswing | 0 |
| Outswing | 1 |
| Driven | 0 |
| Lofted | 0 |

Set Plays



| Free Kicks | |
|---------------------|-------|
| Type | Total |
| Direct | 11 |
| Direct (on target) | 0 |
| Direct (off target) | 0 |
| Indirect | 5 |

| Corners | | | |
|----------------------|----------------|-----------------|-------|
| Delivery Type | From Left Side | From Right Side | Total |
| Direct to Area | 3 | 3 | 6 |
| Short | 0 | 0 | 0 |
| Edge of Penalty Area | 0 | 0 | 0 |

| Corners | |
|----------------|-------|
| Delivery Style | Total |
| Inswing | 2 |
| Outswing | 4 |
| Driven | 0 |
| Lofted | 0 |



INDIVIDUAL DATA IN POSSESSION



Juventus FC v Manchester City

In Possession - Distributions



| # | Player | Passes Attempted | Passes Completed | Pass Completion % | Switches of Play | Crosses Attempted | Crosses Completed | Line Breaks Attempted | Line Breaks Completed | Line Break Completion % | Ball Progressions | Take Ons | Step Ins | Attempts at Goal | Goals |
|----|---------------------|------------------|------------------|-------------------|------------------|-------------------|-------------------|-----------------------|-----------------------|-------------------------|-------------------|----------|----------|------------------|-------|
| 29 | Michele DI GREGORIO | 21 | 15 | 71% | 0 | 0 | 0 | 7 | 2 | 29% | 0 | 0 | 0 | 0 | 0 |
| 2 | ALBERTO COSTA | 11 | 10 | 91% | 0 | 1 | 1 | 2 | 2 | 100% | 0 | 0 | 0 | 0 | 0 |
| 5 | Manuel LOCATELLI | 30 | 24 | 80% | 3 | 0 | 0 | 13 | 11 | 85% | 1 | 1 | 0 | 0 | 0 |
| 6 | Lloyd KELLY | 33 | 26 | 79% | 0 | 0 | 0 | 11 | 5 | 45% | 0 | 0 | 0 | 0 | 0 |
| 8 | Teun KOOPMEINERS | 13 | 10 | 77% | 0 | 1 | 1 | 2 | 2 | 100% | 1 | 0 | 1 | 1 | 1 |
| 9 | Dusan VLAHOVIC | 14 | 11 | 79% | 1 | 0 | 0 | 0 | 0 | 0% | 3 | 3 | 0 | 2 | 1 |
| 11 | Nico GONZALEZ | 11 | 10 | 91% | 0 | 0 | 0 | 4 | 4 | 100% | 3 | 2 | 1 | 0 | 0 |
| 15 | Pierre KALULU | 28 | 23 | 82% | 0 | 0 | 0 | 11 | 8 | 73% | 1 | 0 | 1 | 0 | 0 |
| 16 | Weston McKENNIE | 17 | 12 | 71% | 0 | 0 | 0 | 2 | 1 | 50% | 0 | 0 | 0 | 0 | 0 |
| 18 | Filip KOSTIC | 25 | 18 | 72% | 0 | 2 | 0 | 7 | 4 | 57% | 1 | 1 | 0 | 0 | 0 |
| 37 | Nicolo SAVONA | 20 | 16 | 80% | 0 | 0 | 0 | 5 | 4 | 80% | 0 | 0 | 0 | 0 | 0 |
| 4 | Federico GATTI | 10 | 10 | 100% | 0 | 0 | 0 | 0 | 0 | 0% | 0 | 0 | 0 | 0 | 0 |
| 10 | Kenan YILDIZ | 6 | 5 | 83% | 0 | 0 | 0 | 2 | 2 | 100% | 1 | 1 | 0 | 2 | 0 |
| 17 | Vasilije ADZIC | 3 | 1 | 33% | 0 | 0 | 0 | 2 | 0 | 0% | 0 | 0 | 0 | 0 | 0 |
| 19 | Khephren THURAM | 16 | 13 | 81% | 1 | 0 | 0 | 3 | 1 | 33% | 1 | 0 | 1 | 0 | 0 |
| 27 | Andrea CAMBIASO | 11 | 11 | 100% | 0 | 0 | 0 | 1 | 1 | 100% | 1 | 0 | 1 | 0 | 0 |

In Possession - Offers & Receptions



| | | | Offer movement types | | | | | | |
|----|---------------------|--------------|----------------------|------------|-----------|-----------|-----------|-------------|-----------------|
| # | Player | Total Offers | In Front | In Between | Out to In | In to Out | In Behind | No Movement | Offers Received |
| 29 | Michele DI GREGORIO | 5 | 0 | 0 | 0 | 0 | 0 | 5 | 1 |
| 2 | ALBERTO COSTA | 14 | 2 | 2 | 1 | 0 | 5 | 4 | 5 |
| 5 | Manuel LOCATELLI | 13 | 8 | 2 | 0 | 0 | 0 | 3 | 9 |
| 6 | Lloyd KELLY | 10 | 1 | 0 | 0 | 0 | 1 | 8 | 8 |
| 8 | Teun KOOPMEINERS | 13 | 7 | 1 | 0 | 0 | 3 | 2 | 2 |
| 9 | Dusan VLAHOVIC | 28 | 0 | 3 | 0 | 1 | 22 | 2 | 6 |
| 11 | Nico GONZALEZ | 14 | 3 | 4 | 0 | 0 | 3 | 4 | 3 |
| 15 | Pierre KALULU | 5 | 1 | 1 | 0 | 0 | 1 | 2 | 2 |
| 16 | Weston McKENNIE | 8 | 1 | 2 | 0 | 1 | 3 | 1 | 4 |
| 18 | Filip KOSTIC | 8 | 1 | 1 | 1 | 0 | 2 | 3 | 4 |
| 37 | Nicolo SAVONA | 13 | 0 | 0 | 0 | 0 | 0 | 13 | 6 |
| 4 | Federico GATTI | 2 | 0 | 0 | 0 | 0 | 0 | 2 | 0 |
| 10 | Kenan YILDIZ | 4 | 2 | 0 | 0 | 0 | 1 | 1 | 0 |
| 17 | Vasilije ADZIC | 4 | 1 | 2 | 0 | 0 | 1 | 0 | 0 |
| 19 | Khephren THURAM | 3 | 1 | 2 | 0 | 0 | 0 | 0 | 2 |
| 27 | Andrea CAMBIASO | 16 | 3 | 1 | 1 | 0 | 6 | 5 | 5 |

In Possession - Distributions



| # | Player | Passes Attempted | Passes Completed | Pass Completion % | Switches of Play | Crosses Attempted | Crosses Completed | Line Breaks Attempted | Line Breaks Completed | Line Break Completion % | Ball Progressions | Take Ons | Step Ins | Attempts at Goal | Goals |
|----|-------------------|------------------|------------------|-------------------|------------------|-------------------|-------------------|-----------------------|-----------------------|-------------------------|-------------------|----------|----------|------------------|-------|
| 31 | EDERSON | 29 | 25 | 86% | 0 | 0 | 0 | 9 | 9 | 100% | 0 | 0 | 0 | 0 | 0 |
| 3 | RUBEN DIAS | 106 | 98 | 92% | 0 | 0 | 0 | 18 | 12 | 67% | 2 | 0 | 2 | 0 | 0 |
| 4 | Tijjani REIJNDERS | 88 | 84 | 95% | 1 | 0 | 0 | 20 | 17 | 85% | 2 | 1 | 1 | 4 | 0 |
| 7 | OMAR MARMOUSH | 11 | 11 | 100% | 0 | 4 | 1 | 2 | 1 | 50% | 0 | 0 | 0 | 3 | 0 |
| 11 | Jeremy DOKU | 30 | 28 | 93% | 0 | 1 | 0 | 8 | 8 | 100% | 9 | 5 | 4 | 3 | 1 |
| 16 | RODRI | 72 | 66 | 92% | 0 | 0 | 0 | 11 | 11 | 100% | 1 | 0 | 1 | 1 | 0 |
| 20 | BERNARDO SILVA | 61 | 56 | 92% | 1 | 1 | 0 | 11 | 9 | 82% | 2 | 0 | 2 | 3 | 0 |
| 21 | Rayan AIT-NOURI | 56 | 56 | 100% | 0 | 2 | 2 | 5 | 5 | 100% | 3 | 1 | 2 | 1 | 0 |
| 25 | Manuel AKANJI | 97 | 93 | 96% | 0 | 0 | 0 | 14 | 11 | 79% | 1 | 0 | 1 | 1 | 0 |
| 26 | SAVINHO | 41 | 38 | 93% | 0 | 3 | 1 | 4 | 4 | 100% | 2 | 1 | 1 | 3 | 1 |
| 27 | MATHEUS NUNES | 92 | 88 | 96% | 0 | 2 | 1 | 20 | 17 | 85% | 2 | 1 | 1 | 0 | 0 |
| 9 | Erling HAALAND | 8 | 7 | 88% | 0 | 0 | 0 | 1 | 1 | 100% | 1 | 1 | 0 | 3 | 1 |
| 19 | Ilkay GUENDOGAN | 31 | 31 | 100% | 0 | 3 | 0 | 1 | 1 | 100% | 0 | 0 | 0 | 0 | 0 |
| 29 | Rayan CHERKI | 23 | 22 | 96% | 0 | 1 | 0 | 4 | 3 | 75% | 2 | 2 | 0 | 1 | 0 |
| 47 | Phil FODEN | 18 | 15 | 83% | 0 | 0 | 0 | 2 | 1 | 50% | 1 | 0 | 1 | 1 | 1 |
| 75 | Nico OREILLY | 18 | 18 | 100% | 0 | 0 | 0 | 0 | 0 | 0% | 0 | 0 | 0 | 0 | 0 |

In Possession - Offers & Receptions



| | | | Offer movement types | | | | | | |
|----|-------------------|--------------|----------------------|------------|-----------|-----------|-----------|-------------|-----------------|
| # | Player | Total Offers | In Front | In Between | Out to In | In to Out | In Behind | No Movement | Offers Received |
| 31 | EDERSON | 2 | 0 | 0 | 0 | 0 | 0 | 2 | 1 |
| 3 | RUBEN DIAS | 2 | 0 | 0 | 0 | 0 | 0 | 2 | 1 |
| 4 | Tijjani REIJNDERS | 96 | 46 | 15 | 1 | 0 | 20 | 14 | 44 |
| 7 | OMAR MARMOUSH | 38 | 0 | 10 | 0 | 1 | 26 | 1 | 9 |
| 11 | Jeremy DOKU | 34 | 12 | 7 | 0 | 3 | 9 | 3 | 9 |
| 16 | RODRI | 63 | 41 | 2 | 2 | 0 | 2 | 16 | 40 |
| 20 | BERNARDO SILVA | 39 | 18 | 8 | 1 | 1 | 7 | 4 | 11 |
| 21 | Rayan AIT-NOURI | 19 | 12 | 0 | 0 | 0 | 4 | 3 | 11 |
| 25 | Manuel AKANJI | 16 | 2 | 1 | 0 | 0 | 0 | 13 | 7 |
| 26 | SAVINHO | 26 | 2 | 4 | 1 | 0 | 17 | 2 | 6 |
| 27 | MATHEUS NUNES | 32 | 12 | 1 | 1 | 0 | 7 | 11 | 18 |
| 9 | Erling HAALAND | 25 | 0 | 8 | 0 | 0 | 17 | 0 | 5 |
| 19 | Ilkay GUENDOGAN | 26 | 17 | 5 | 1 | 0 | 2 | 1 | 10 |
| 29 | Rayan CHERKI | 21 | 7 | 4 | 0 | 2 | 4 | 4 | 11 |
| 47 | Phil FODEN | 23 | 4 | 10 | 2 | 1 | 5 | 1 | 10 |
| 75 | Nico OREILLY | 6 | 2 | 2 | 0 | 0 | 1 | 1 | 1 |



INDIVIDUAL DATA OUT OF POSSESSION



Juventus FC v Manchester City

Out of Possession



| # | Player | Tackles Made / Won | Blocks | Interceptions | Pressing Direct | Pressing Indirect | Duels Won - Aerial | Duels Won - Physical | Possession Contests won | Clearances | Loose Ball Receptions | Pushing On | Pushing On into Pressing | Possession Regains | Possession Interrupted |
|----|---------------------|-----------------------|--------|---------------|--------------------|----------------------|-----------------------|-------------------------|-------------------------------|------------|--------------------------|------------|-----------------------------|-----------------------|---------------------------|
| 29 | Michele DI GREGORIO | 0 / 0 | 0 | 0 | 0 | 0 | 0 | 0 | 0 | 2 | 2 | 0 | 0 | 4 | 2 |
| 2 | ALBERTO COSTA | 6 / 0 | 0 | 0 | 8 | 28 | 0 | 0 | 0 | 0 | 3 | 28 | 20 | 0 | 2 |
| 5 | Manuel LOCATELLI | 2 / 0 | 0 | 1 | 5 | 22 | 0 | 0 | 0 | 5 | 2 | 13 | 3 | 1 | 1 |
| 6 | Lloyd KELLY | 1 / 1 | 4 | 0 | 5 | 17 | 0 | 0 | 0 | 5 | 5 | 29 | 16 | 3 | 3 |
| 8 | Teun KOOPMEINERS | 0 / 0 | 4 | 0 | 2 | 36 | 0 | 0 | 0 | 1 | 3 | 20 | 12 | 1 | 4 |
| 9 | Dusan VLAHOVIC | 2 / 0 | 0 | 0 | 2 | 39 | 1 | 0 | 1 | 0 | 4 | 22 | 16 | 1 | 0 |
| 11 | Nico GONZALEZ | 5 / 1 | 4 | 0 | 10 | 44 | 0 | 0 | 0 | 0 | 2 | 34 | 23 | 4 | 4 |
| 15 | Pierre KALULU | 7 / 2 | 2 | 0 | 6 | 14 | 1 | 0 | 1 | 2 | 5 | 15 | 6 | 3 | 4 |
| 16 | Weston McKENNIE | 2 / 1 | 6 | 1 | 1 | 32 | 0 | 0 | 0 | 1 | 6 | 11 | 7 | 4 | 4 |
| 18 | Filip KOSTIC | 8 / 3 | 3 | 0 | 12 | 37 | 0 | 0 | 0 | 1 | 2 | 39 | 24 | 5 | 4 |
| 37 | Nicolo SAVONA | 3 / 1 | 4 | 0 | 4 | 7 | 0 | 0 | 0 | 2 | 2 | 10 | 4 | 4 | 2 |
| 4 | Federico GATTI | 0 / 0 | 1 | 1 | 1 | 2 | 0 | 0 | 0 | 0 | 0 | 3 | 1 | 1 | 0 |
| 10 | Kenan YILDIZ | 1 / 0 | 1 | 0 | 4 | 16 | 0 | 0 | 0 | 0 | 1 | 13 | 7 | 2 | 0 |
| 17 | Vasilije ADZIC | 0 / 0 | 0 | 0 | 1 | 4 | 0 | 0 | 1 | 0 | 1 | 1 | 1 | 1 | 0 |
| 19 | Khephren THURAM | 2 / 0 | 0 | 0 | 2 | 12 | 1 | 0 | 1 | 1 | 4 | 5 | 2 | 0 | 1 |
| 27 | Andrea CAMBIASO | 1 / 0 | 0 | 0 | 1 | 8 | 0 | 0 | 0 | 0 | 1 | 8 | 4 | 0 | 0 |

Out of Possession



| # | Player | Tackles Made / Won | Blocks | Interceptions | Pressing Direct | Pressing Indirect | Duels Won - Aerial | Duels Won - Physical | Possession Contests won | Clearances | Loose Ball Receptions | Pushing On | Pushing On into Pressing | Possession Regains | Possession Interrupted |
|----|-------------------|-----------------------|--------|---------------|--------------------|----------------------|-----------------------|-------------------------|-------------------------------|------------|--------------------------|------------|-----------------------------|-----------------------|---------------------------|
| 31 | EDERSON | 0 / 0 | 0 | 0 | 0 | 0 | 0 | 0 | 0 | 1 | 1 | 0 | 0 | 2 | 0 |
| 3 | RUBEN DIAS | 4 / 2 | 1 | 0 | 6 | 0 | 0 | 0 | 0 | 1 | 10 | 2 | 1 | 3 | 2 |
| 4 | Tijjani REIJNDERS | 3 / 0 | 1 | 0 | 0 | 7 | 0 | 0 | 0 | 0 | 5 | 12 | 2 | 1 | 1 |
| 7 | OMAR MARMOUSH | 0 / 0 | 0 | 2 | 1 | 14 | 2 | 0 | 2 | 0 | 1 | 7 | 4 | 2 | 0 |
| 11 | Jeremy DOKU | 2 / 1 | 0 | 0 | 3 | 8 | 0 | 0 | 0 | 0 | 6 | 5 | 5 | 1 | 1 |
| 16 | RODRI | 3 / 0 | 1 | 1 | 5 | 3 | 0 | 0 | 0 | 0 | 8 | 3 | 1 | 2 | 1 |
| 20 | BERNARDO SILVA | 3 / 0 | 2 | 0 | 3 | 22 | 0 | 0 | 0 | 0 | 3 | 23 | 11 | 1 | 1 |
| 21 | Rayan AIT-NOURI | 1 / 1 | 1 | 1 | 1 | 7 | 1 | 0 | 2 | 0 | 2 | 6 | 4 | 4 | 0 |
| 25 | Manuel AKANJI | 0 / 0 | 0 | 1 | 0 | 2 | 4 | 0 | 4 | 1 | 4 | 2 | 1 | 3 | 0 |
| 26 | SAVINHO | 1 / 1 | 2 | 0 | 4 | 27 | 0 | 0 | 0 | 0 | 5 | 25 | 18 | 1 | 1 |
| 27 | MATHEUS NUNES | 3 / 0 | 6 | 2 | 10 | 10 | 0 | 0 | 0 | 0 | 9 | 20 | 9 | 3 | 2 |
| 9 | Erling HAALAND | 0 / 0 | 1 | 0 | 0 | 17 | 0 | 0 | 0 | 0 | 3 | 10 | 5 | 0 | 1 |
| 19 | Ilkay GUENDOGAN | 0 / 0 | 1 | 0 | 0 | 3 | 0 | 0 | 0 | 0 | 1 | 3 | 1 | 0 | 0 |
| 29 | Rayan CHERKI | 0 / 0 | 0 | 0 | 0 | 9 | 0 | 0 | 0 | 0 | 1 | 7 | 3 | 0 | 0 |
| 47 | Phil FODEN | 0 / 0 | 0 | 0 | 3 | 8 | 0 | 0 | 0 | 0 | 0 | 7 | 6 | 0 | 0 |
| 75 | Nico OREILLY | 0 / 0 | 0 | 0 | 2 | 0 | 0 | 0 | 0 | 1 | 0 | 2 | 1 | 0 | 1 |



INDIVIDUAL DATA PHYSICAL



Juventus FC v Manchester City

| # | Player | Total Distance (m) | Zone 1: 0-7 km/h (m) | Zone 2: 7-15 km/h (m) | Zone 3: 15-20 km/h (m) | Zone 4: 20-25 km/h (m) | Zone 5: 25+ km/h (m) | High Speed Runs (Zone 3) | Sprints (Zone 4 & 5) | Top Speed (km/h) |
|----|---------------------|--------------------|----------------------|-----------------------|------------------------|------------------------|----------------------|--------------------------|----------------------|------------------|
| 29 | Michele DI GREGORIO | 4537.2 | 3694.4 | 707.6 | 76.6 | 45.7 | 12.8 | 6.0 | 2.0 | 28.2 |
| 2 | ALBERTO COSTA | 6440.0 | 2352.0 | 2589.3 | 891.1 | 429.5 | 178.1 | 48.0 | 9.0 | 33.8 |
| 5 | Manuel LOCATELLI | 7122.5 | 2127.0 | 3607.4 | 1153.8 | 221.9 | 12.5 | 17.0 | 0 | 26.4 |
| 6 | Lloyd KELLY | 9355.0 | 3917.4 | 3622.8 | 1190.3 | 479.1 | 145.5 | 58.0 | 10.0 | 32.0 |
| 8 | Teun KOOPMEINERS | 7296.6 | 2101.7 | 3371.7 | 1330.1 | 415.8 | 77.4 | 38.0 | 6.0 | 27.9 |
| 9 | Dusan VLAHOVIC | 9905.8 | 3763.0 | 4424.9 | 1090.7 | 409.9 | 217.3 | 52.0 | 15.0 | 32.0 |
| 11 | Nico GONZALEZ | 10366.7 | 3663.6 | 4684.0 | 1351.6 | 427.8 | 239.7 | 53.0 | 11.0 | 33.2 |
| 15 | Pierre KALULU | 9728.5 | 3798.5 | 3924.5 | 1215.4 | 668.1 | 122.0 | 65.0 | 12.0 | 29.8 |
| 16 | Weston McKENNIE | 9567.2 | 3313.5 | 4380.4 | 1472.6 | 344.9 | 55.8 | 33.0 | 6.0 | 28.4 |
| 18 | Filip KOSTIC | 10040.4 | 3977.3 | 3634.8 | 1307.0 | 962.7 | 158.5 | 79.0 | 14.0 | 31.8 |
| 37 | Nicolo SAVONA | 6471.7 | 2530.6 | 2569.0 | 838.9 | 404.5 | 128.8 | 47.0 | 12.0 | 31.8 |
| 4 | Federico GATTI | 3135.8 | 1381.9 | 1335.8 | 331.9 | 72.5 | 13.8 | 10.0 | 2.0 | 27.1 |
| 10 | Kenan YILDIZ | 3607.5 | 1283.4 | 1561.3 | 516.9 | 198.2 | 47.6 | 27.0 | 4.0 | 30.4 |
| 17 | Vasilije ADZIC | 1554.3 | 280.9 | 862.9 | 298.5 | 93.2 | 18.8 | 8.0 | 1.0 | 27.7 |
| 19 | Khephren THURAM | 3951.0 | 1176.2 | 1732.0 | 876.6 | 143.5 | 22.7 | 16.0 | 2.0 | 26.6 |
| 27 | Andrea CAMBIASO | 3647.6 | 1351.0 | 1529.0 | 499.4 | 243.3 | 24.9 | 19.0 | 1.0 | 30.6 |

Physical Data



| # | Player | Total Distance (m) | Zone 1: 0-7 km/h (m) | Zone 2: 7-15 km/h (m) | Zone 3: 15-20 km/h (m) | Zone 4: 20-25 km/h (m) | Zone 5: 25+ km/h (m) | High Speed Runs (Zone 3) | Sprints (Zone 4 & 5) | Top Speed (km/h) |
|----|-------------------|--------------------|----------------------|-----------------------|------------------------|------------------------|----------------------|--------------------------|----------------------|------------------|
| 31 | EDERSON | 4028.4 | 3422.3 | 582.3 | 20.1 | 3.7 | 0 | 1.0 | 0 | 21.0 |
| 3 | RUBEN DIAS | 10557.6 | 4097.5 | 4663.6 | 1310.9 | 390.3 | 95.3 | 43.0 | 9.0 | 31.9 |
| 4 | Tijjani REIJNDERS | 11226.5 | 3399.9 | 4937.0 | 2030.7 | 708.4 | 150.4 | 72.0 | 14.0 | 31.3 |
| 7 | OMAR MARMOUSH | 5064.8 | 2095.6 | 1735.6 | 736.9 | 267.5 | 229.2 | 45.0 | 14.0 | 32.7 |
| 11 | Jeremy DOKU | 7358.5 | 2890.2 | 2833.2 | 1040.2 | 472.8 | 122.1 | 50.0 | 12.0 | 29.4 |
| 16 | RODRI | 7997.5 | 2608.6 | 3791.0 | 1159.9 | 344.3 | 93.7 | 33.0 | 5.0 | 39.6 |
| 20 | BERNARDO SILVA | 9472.9 | 2849.1 | 4486.7 | 1527.8 | 521.5 | 87.8 | 47.0 | 5.0 | 28.2 |
| 21 | Rayan AIT-NOURI | 8472.3 | 2967.4 | 4207.0 | 769.3 | 317.5 | 211.1 | 50.0 | 12.0 | 31.8 |
| 25 | Manuel AKANJI | 9197.1 | 3858.5 | 3674.8 | 1182.7 | 387.8 | 93.3 | 45.0 | 8.0 | 30.9 |
| 26 | SAVINHO | 10489.0 | 3905.9 | 3659.6 | 1615.5 | 921.4 | 386.6 | 98.0 | 21.0 | 33.1 |
| 27 | MATHEUS NUNES | 10048.1 | 3873.2 | 4031.9 | 1183.9 | 598.4 | 360.8 | 78.0 | 21.0 | 32.0 |
| 9 | Erling HAALAND | 4838.1 | 1978.9 | 1772.4 | 642.8 | 272.0 | 172.0 | 40.0 | 12.0 | 30.9 |
| 19 | Ilkay GUENDOGAN | 3179.8 | 936.3 | 1544.8 | 557.0 | 133.1 | 8.6 | 17.0 | 1.0 | 26.4 |
| 29 | Rayan CHERKI | 2314.8 | 649.3 | 969.7 | 423.8 | 193.1 | 78.8 | 21.0 | 7.0 | 30.5 |
| 47 | Phil FODEN | 3325.2 | 1008.7 | 1459.5 | 528.6 | 255.8 | 72.5 | 37.0 | 10.0 | 28.9 |
| 75 | Nico OREILLY | 2168.6 | 704.5 | 985.2 | 279.4 | 147.2 | 52.2 | 18.0 | 4.0 | 28.6 |

