

POST MATCH SUMMARY REPORT



CA River Plate 0 - 0 CF Monterrey

Group E - Match 28

21 June 2025

18:00 Kick Off

Rose Bowl Stadium

Match Summary - Teams



CA River Plate



CF Monterrey

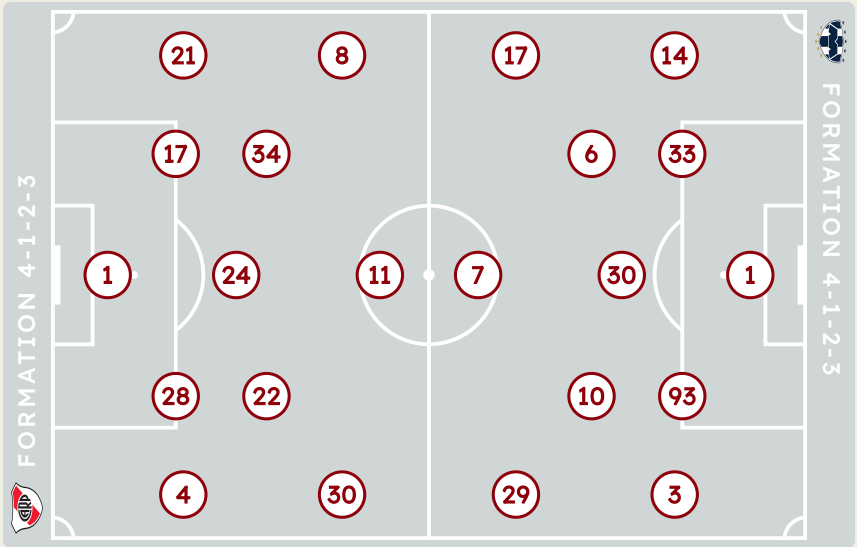


STARTING

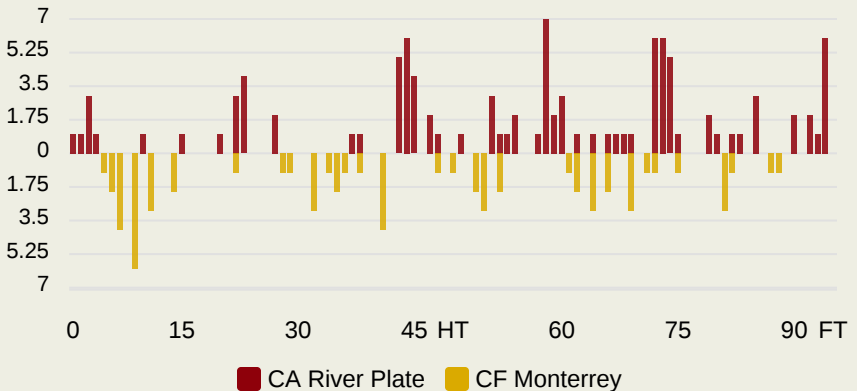
- 1 GK Franco ARMANI
- 4 DF Gonzalo MONTIEL
- 8 MF Maximiliano MEZA 63' 71'
- 11 FW Facundo COLIDIO
- 17 DF Paulo DIAZ
- 21 DF Marcos ACUNA
- 22 MF Kevin CASTANO 28' 91'
- 24 MF Enzo PEREZ 17' 84'
- 28 DF Lucas MARTINEZ QUARTA
- 30 FW Franco MASTANTUONO 84'
- 34 MF Giuliano GALOPPO 56' 71'

SUBSTITUTES

- 25 GK Jeremias LEDESMA
- 2 DF Federico GATTONI
- 5 MF Matias KRANEVITTER 84'
- 6 DF German PEZZELLA
- 7 MF Matias ROJAS
- 9 FW Miguel BORJA 71'
- 10 MF Manuel LANZINI
- 13 DF Lautaro RIVERO
- 16 DF Fabricio BUSTOS
- 18 MF Gonzalo MARTINEZ 84'
- 19 FW Gonzalo TAPIA
- 20 DF Milton CASCO
- 26 MF Ignacio FERNANDEZ 71'
- 29 MF Rodrigo ALIENDRO
- 38 FW Ian SUBIABRE



Distribution in the Final Third



STARTING

- Esteban ANDRADA GK 1
- Gerardo ARTEAGA DF 3
- Nelson DEOSSA MF 6
- 64' German BERTERAME FW 7
- 88' Sergio CANALES MF 10
- 90' Erick AGUIRRE DF 14
- 64' Jesus CORONA MF 17
- 63' Lucas OCAMPOS MF 29
- 79' 19' Jorge RODRIGUEZ MF 30
- 66' Stefan MEDINA DF 33
- Sergio RAMOS DF 93

SUBSTITUTES

- Luis CARDENAS GK 22
- Santiago MELE GK 25
- Ricardo CHAVEZ DF 2
- 79' Victor GUZMAN DF 4
- 92' 64' Fidel AMBRIZ MF 5
- Oliver TORRES MF 8
- 90' 88' Alfonso ALVARADO FW 11
- 64' Johan ROJAS FW 16
- Jordi CORTIZO MF 19
- Alfonso GONZALEZ FW 20
- Luis REYES DF 21
- Gustavo SANCHEZ DF 23
- 63' Roberto DE LA ROSA FW 31
- Tony LEONE DF 32
- Iker FIMBRES MF 37

Match Summary - Key Statistics



CA River Plate



CF Monterrey



Possession



| Total | | Total |
|-----------|--|-----------|
| 0 | Goals | 0 |
| 19 (6) | Attempts at Goal (On Target) | 3 (2) |
| 266 (222) | Total Passes (Complete) | 447 (378) |
| 83 % | Pass Completion % | 85 % |
| 63 | Completed Line Breaks | 72 |
| 6 | Defensive Line Breaks | 3 |
| 99 | Receptions in the Final Third | 42 |
| 25 | Crosses | 8 |
| 21 | Ball Progressions | 31 |
| 227 (47) | Defensive Pressures Applied (Direct Pressures) | 190 (49) |
| 41 | Forced Turnovers | 47 |
| 75 | Second Balls | 57 |
| 103.7 km | Total Distance Covered | 102.6 km |
| 6 km | Zone 4 – Low Speed Sprinting: 20-25 km/h | 5 km |



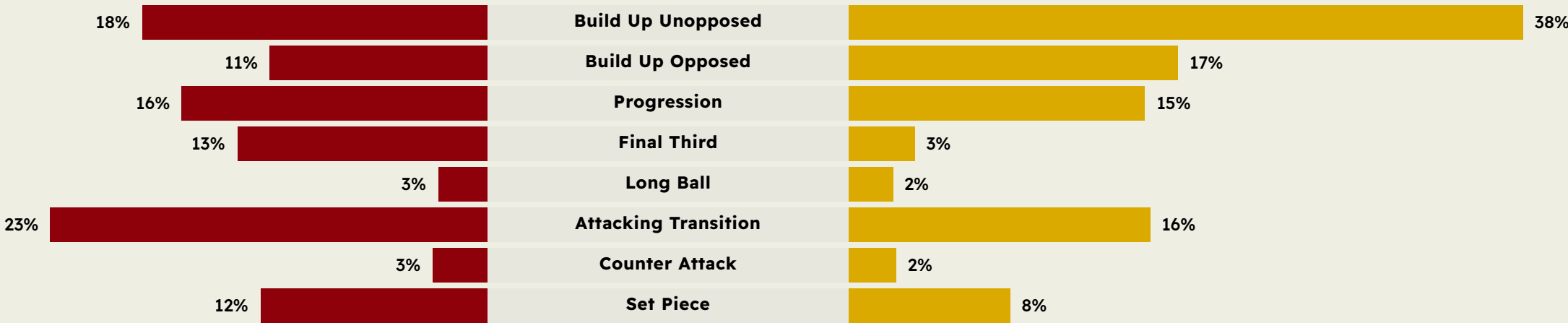
CA River Plate

Phases of Play

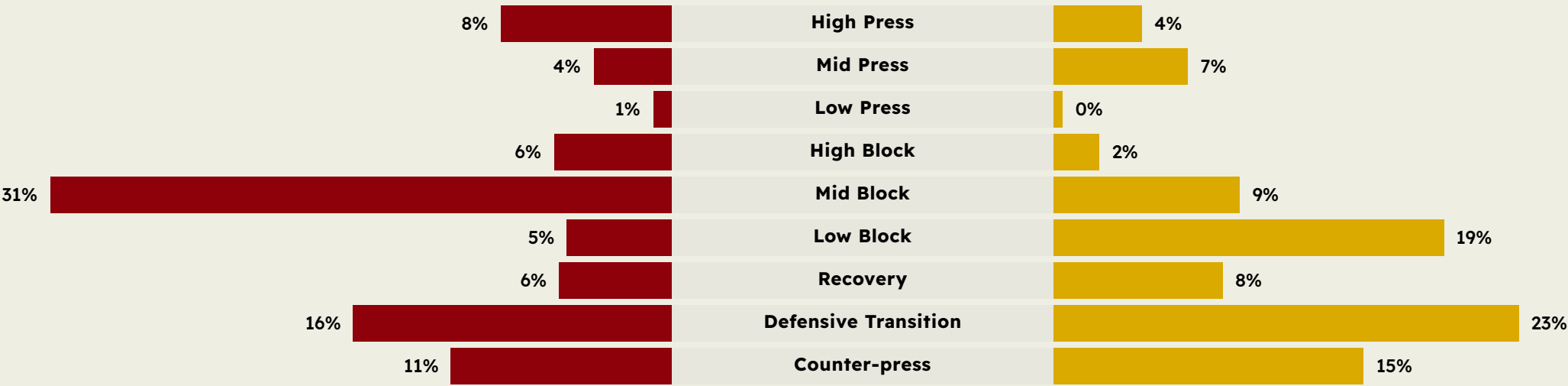
CF Monterrey



IN POSSESSION



OUT OF POSSESSION



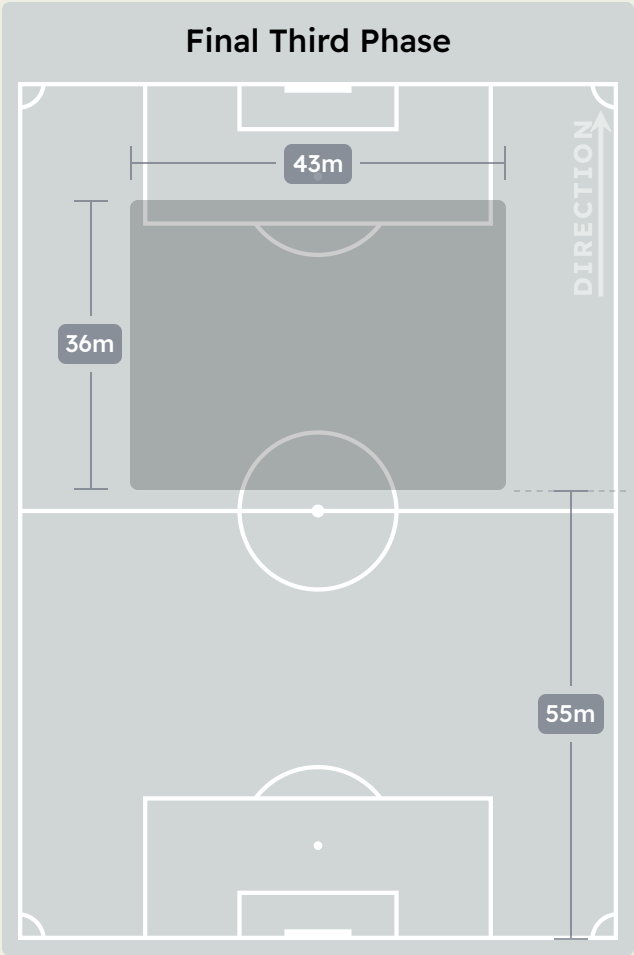
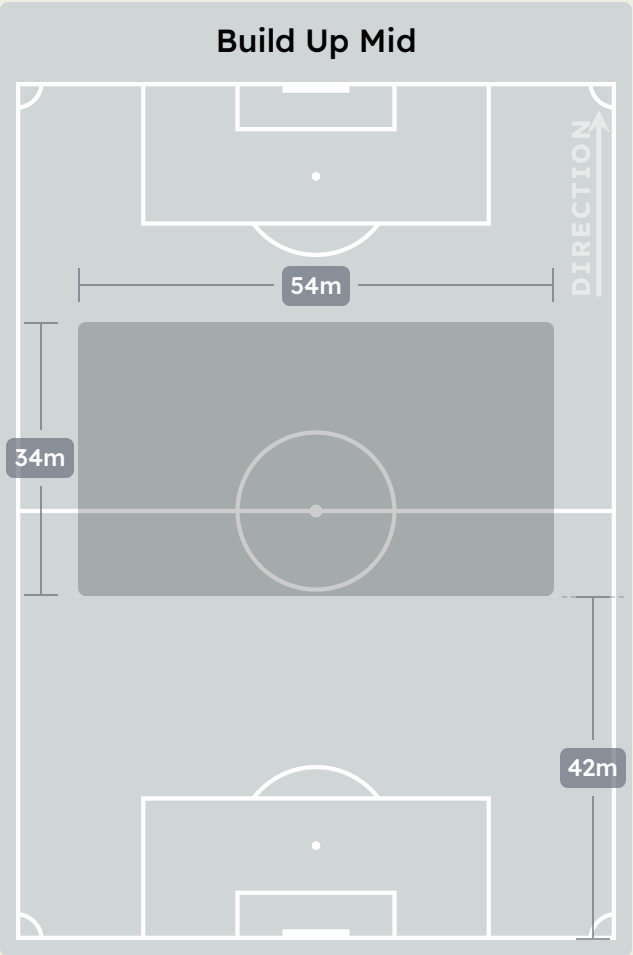
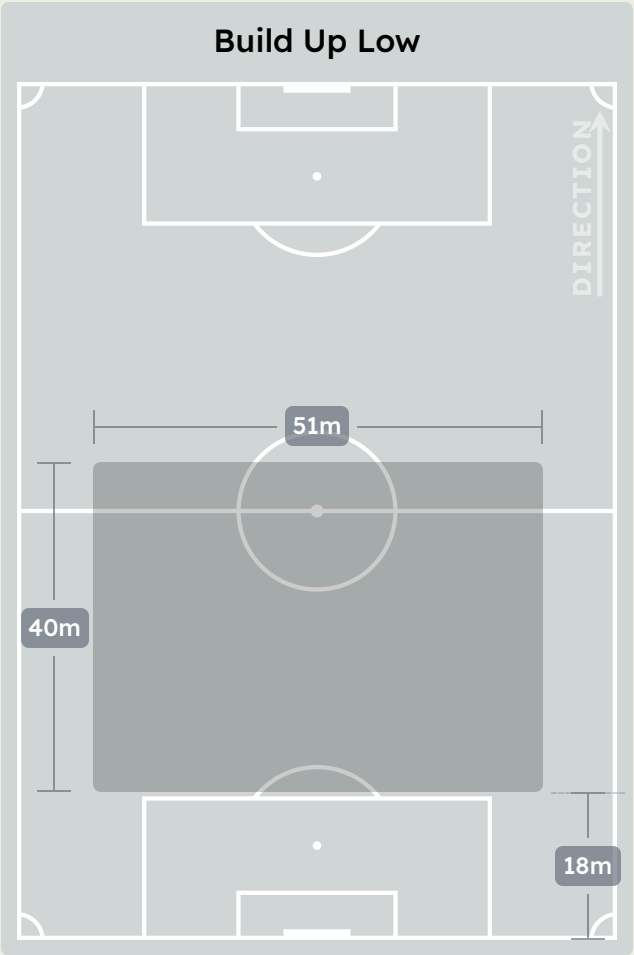


IN POSSESSION

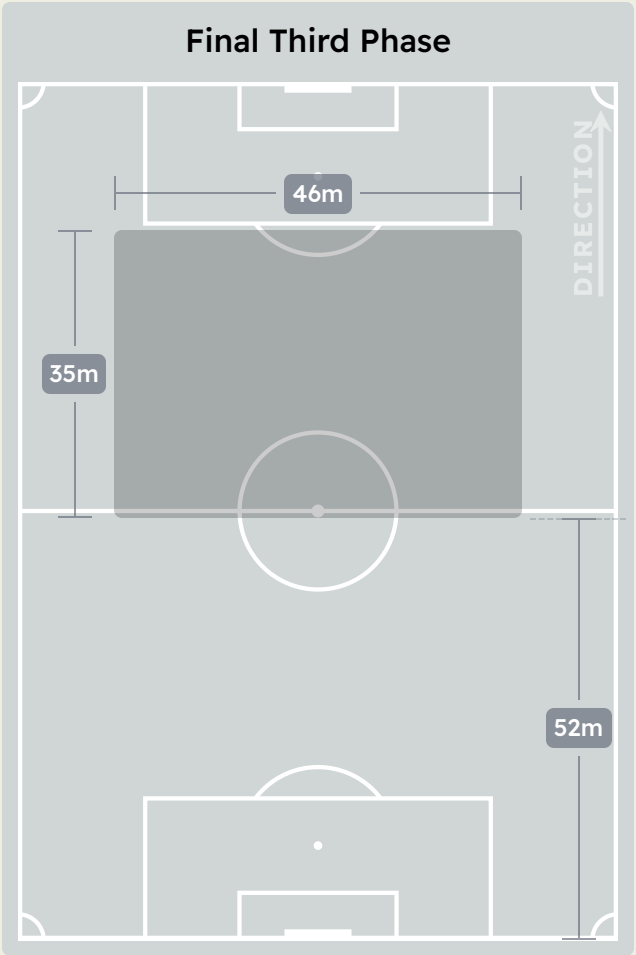
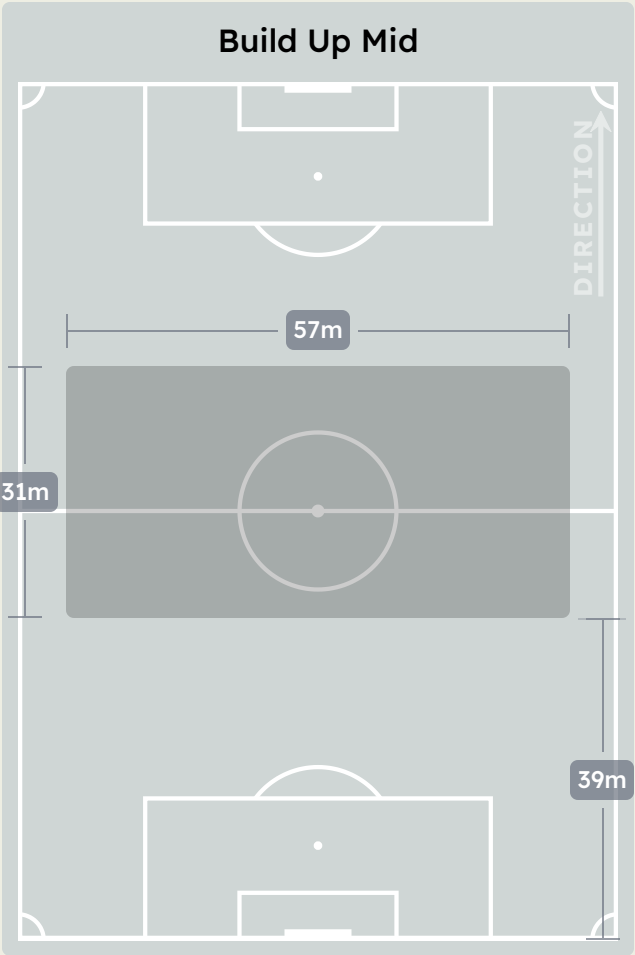
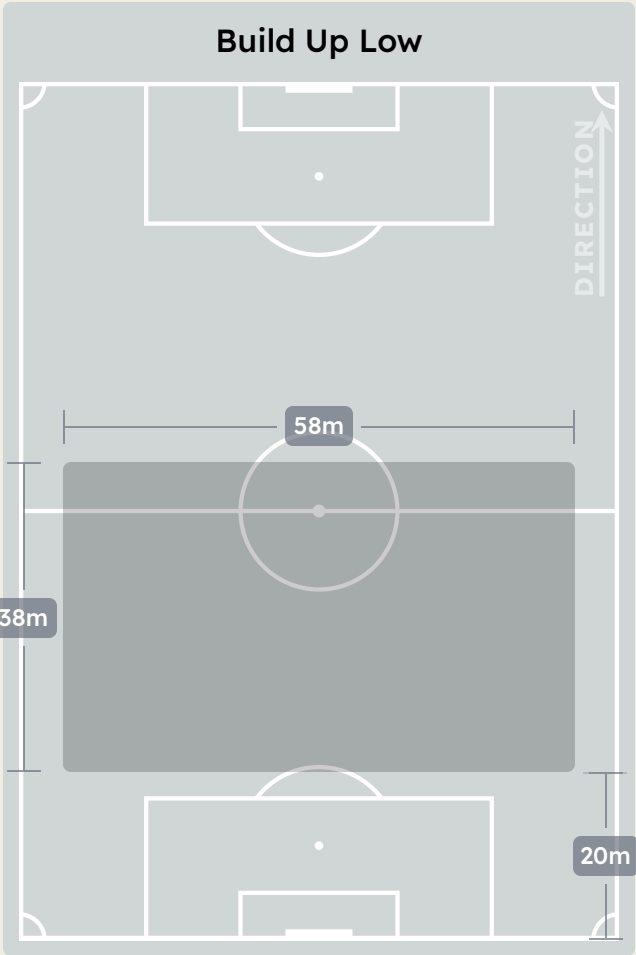


CA River Plate v CF Monterrey

In Possession Line Height & Team Length



In Possession Line Height & Team Length



Line Breaks



CA River Plate

Attempted Line Breaks

88



23

Attempted

17

Complete



27

Attempted

24

Complete



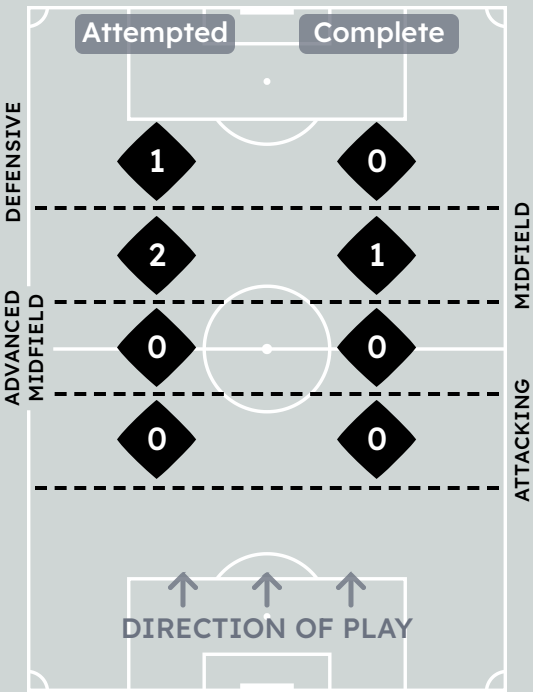
38

Attempted

22

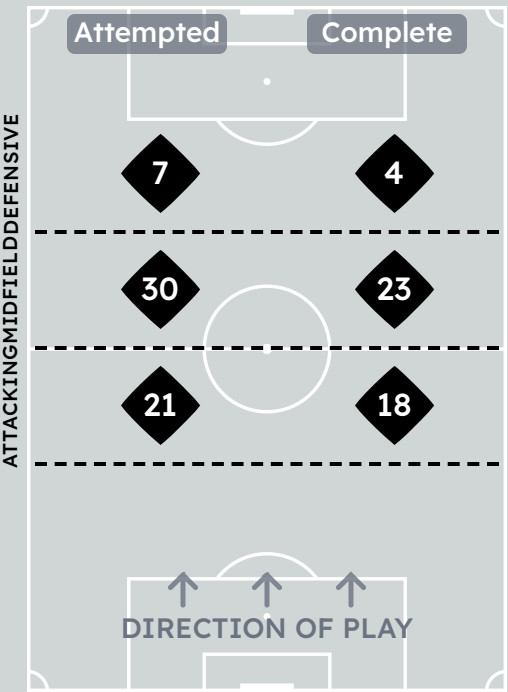
Complete

4 Units



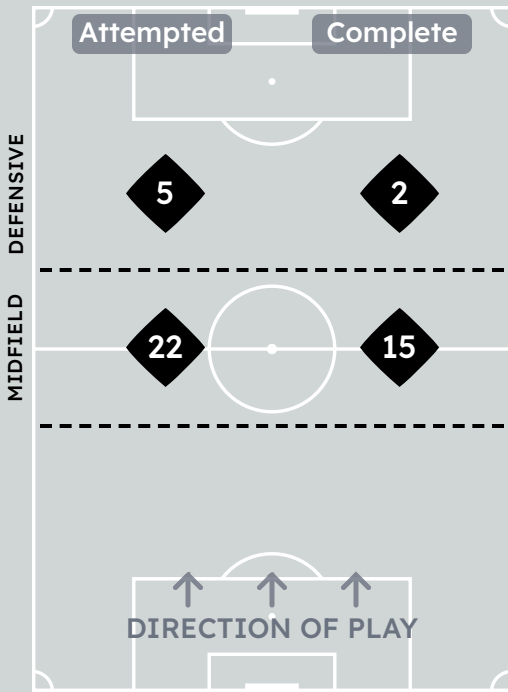
| | |
|-----------------------|---|
| Attempted Line Breaks | 3 |
| Inside Shape | 2 |
| Outside Shape | 1 |

3 Units



| | |
|-----------------------|----|
| Attempted Line Breaks | 58 |
| Inside Shape | 36 |
| Outside Shape | 22 |

2 Units



| | |
|-----------------------|----|
| Attempted Line Breaks | 27 |
| Inside Shape | 14 |
| Outside Shape | 13 |

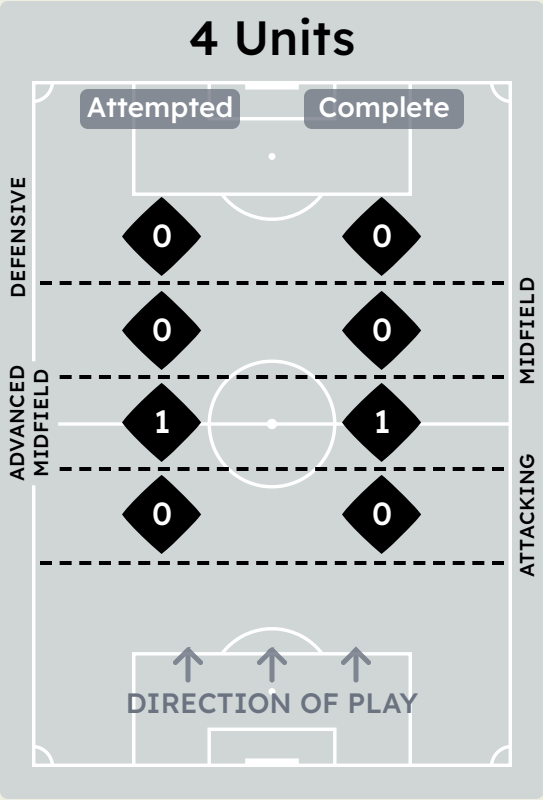
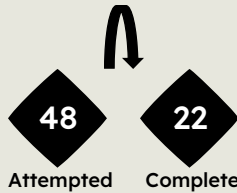
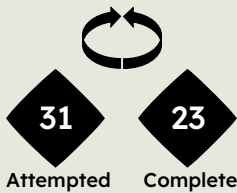
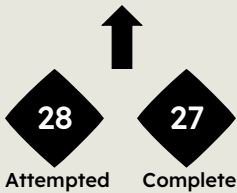
Line Breaks



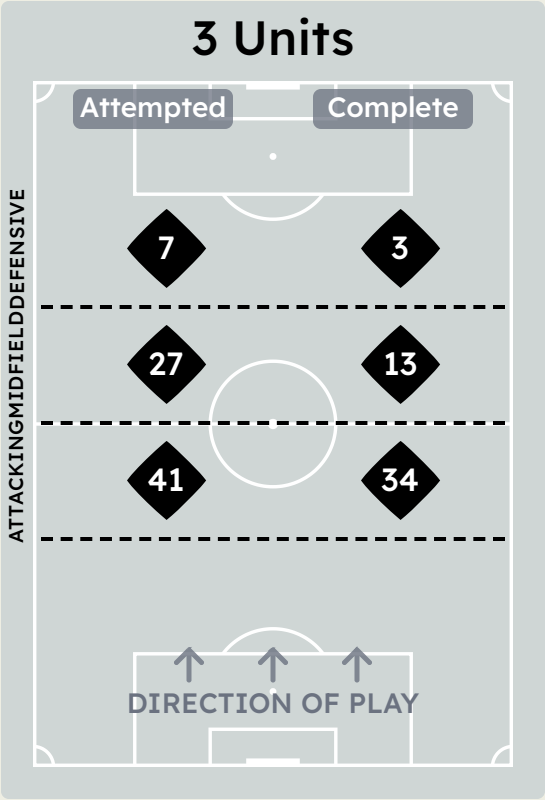
CF Monterrey

Attempted Line Breaks

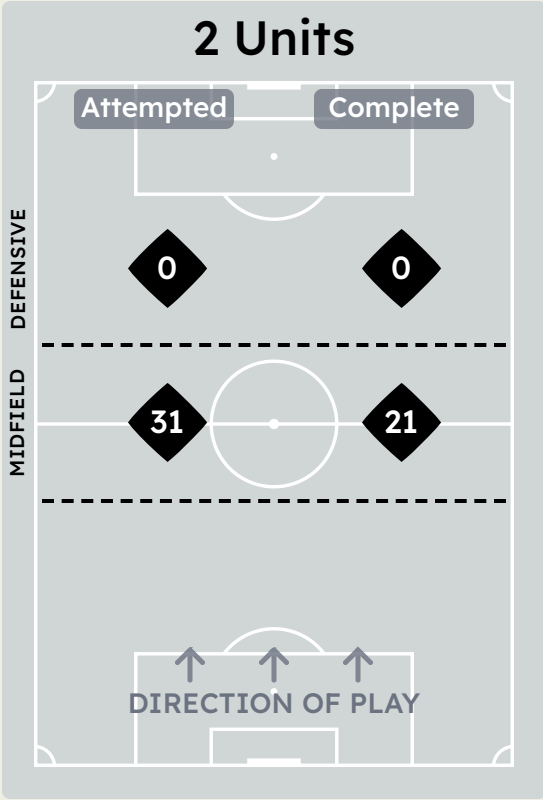
107



| | |
|-----------------------|---|
| Attempted Line Breaks | 1 |
| Inside Shape | 0 |
| Outside Shape | 1 |



| | |
|-----------------------|----|
| Attempted Line Breaks | 75 |
| Inside Shape | 49 |
| Outside Shape | 26 |



| | |
|-----------------------|----|
| Attempted Line Breaks | 31 |
| Inside Shape | 20 |
| Outside Shape | 11 |

Line Breaks



| | | | | | 4 Units | | | | 3 Units | | | 2 Units | | Direction | | | Distribution Type | | |
|----|-----------------------|-----------------------|-----------------------|-------------------------|----------------|-------------------------|---------------|----------------|----------------|---------------|----------------|---------------|----------------|-----------|--------|------|-------------------|-------|------------------|
| # | Player | Line Breaks Attempted | Line Breaks Completed | Line Break Completion % | Attacking Line | Attacking Midfield Line | Midfield Line | Defensive Line | Attacking Line | Midfield Line | Defensive Line | Midfield Line | Defensive Line | Through | Around | Over | Pass | Cross | Ball Progression |
| 1 | Franco ARMANI | 2 | 1 | 50% | 0 | 0 | 1 | 0 | 0 | 1 | 0 | 0 | 0 | 0 | 0 | 2 | 2 | 0 | 0 |
| 4 | Gonzalo MONTIEL | 11 | 7 | 64% | 0 | 0 | 0 | 0 | 2 | 6 | 0 | 3 | 0 | 2 | 1 | 8 | 10 | 1 | 0 |
| 8 | Maximiliano MEZA | 2 | 2 | 100% | 0 | 0 | 0 | 0 | 1 | 0 | 0 | 0 | 1 | 0 | 1 | 1 | 2 | 0 | 0 |
| 11 | Facundo COLIDIO | 7 | 4 | 57% | 0 | 0 | 0 | 0 | 0 | 2 | 2 | 1 | 2 | 3 | 4 | 0 | 4 | 0 | 3 |
| 17 | Paulo DIAZ | 12 | 10 | 83% | 0 | 0 | 1 | 0 | 3 | 6 | 0 | 2 | 0 | 3 | 4 | 5 | 12 | 0 | 0 |
| 21 | Marcos ACUNA | 17 | 11 | 65% | 0 | 0 | 0 | 1 | 9 | 2 | 1 | 3 | 1 | 5 | 3 | 9 | 13 | 4 | 0 |
| 22 | Kevin CASTANO | 6 | 5 | 83% | 0 | 0 | 0 | 0 | 0 | 3 | 0 | 3 | 0 | 0 | 4 | 2 | 5 | 1 | 0 |
| 24 | Enzo PEREZ | 5 | 4 | 80% | 0 | 0 | 0 | 0 | 1 | 2 | 1 | 1 | 0 | 3 | 1 | 1 | 4 | 0 | 1 |
| 28 | Lucas MARTINEZ QUARTA | 9 | 6 | 67% | 0 | 0 | 0 | 0 | 3 | 3 | 1 | 2 | 0 | 3 | 0 | 6 | 9 | 0 | 0 |
| 30 | Franco MASTANTUONO | 8 | 7 | 88% | 0 | 0 | 0 | 0 | 0 | 3 | 2 | 2 | 1 | 2 | 5 | 1 | 8 | 0 | 0 |
| 34 | Giuliano GALOPPO | 4 | 3 | 75% | 0 | 0 | 0 | 0 | 1 | 2 | 0 | 1 | 0 | 1 | 2 | 1 | 4 | 0 | 0 |
| 5 | Matias KRANEVITTER | 0 | 0 | 0% | 0 | 0 | 0 | 0 | 0 | 0 | 0 | 0 | 0 | 0 | 0 | 0 | 0 | 0 | 0 |
| 9 | Miguel BORJA | 0 | 0 | 0% | 0 | 0 | 0 | 0 | 0 | 0 | 0 | 0 | 0 | 0 | 0 | 0 | 0 | 0 | 0 |
| 18 | Gonzalo MARTINEZ | 3 | 1 | 33% | 0 | 0 | 0 | 0 | 0 | 0 | 0 | 3 | 0 | 1 | 0 | 2 | 3 | 0 | 0 |
| 26 | Ignacio FERNANDEZ | 2 | 2 | 100% | 0 | 0 | 0 | 0 | 1 | 0 | 0 | 1 | 0 | 0 | 2 | 0 | 2 | 0 | 0 |

[illegible]

Passing Networks



| # | Passes From ↓ to → | Franco ARMANI | Gonzalo MONTIEL | Maximiliano MEZA | Facundo COLIDIO | Paulo DIAZ | Marcos ACUNA | Kevin CASTANO | Enzo PEREZ | Lucas MARTINEZ QUARTA | Franco MASTANTUONO | Giuliano GALOPPO | Matias KRANEVITTER | Miguel BORJA | Gonzalo MARTINEZ | Ignacio FERNANDEZ |
|----|-----------------------|---------------|-----------------|------------------|-----------------|------------|--------------|---------------|------------|-----------------------|--------------------|------------------|--------------------|--------------|------------------|-------------------|
| 1 | Franco ARMANI | | 1 | 0 | 0 | 2 | 2 | 1 | 0 | 0 | 0 | 1 | 0 | 0 | 0 | 0 |
| 4 | Gonzalo MONTIEL | 0 | | 0 | 4 | 0 | 0 | 2 | 0 | 3 | 11 | 0 | 0 | 0 | 1 | 1 |
| 8 | Maximiliano MEZA | 0 | 3 | | 2 | 0 | 3 | 3 | 0 | 1 | 0 | 0 | 0 | 0 | 0 | 0 |
| 11 | Facundo COLIDIO | 0 | 1 | 1 | | 1 | 1 | 5 | 1 | 0 | 1 | 0 | 0 | 1 | 0 | 1 |
| 17 | Paulo DIAZ | 2 | 1 | 3 | 1 | | 5 | 3 | 1 | 5 | 2 | 0 | 0 | 0 | 1 | 0 |
| 21 | Marcos ACUNA | 0 | 0 | 5 | 5 | 4 | | 3 | 2 | 1 | 2 | 2 | 0 | 0 | 0 | 0 |
| 22 | Kevin CASTANO | 0 | 6 | 0 | 6 | 2 | 4 | | 5 | 2 | 8 | 2 | 0 | 1 | 0 | 2 |
| 24 | Enzo PEREZ | 0 | 1 | 2 | 1 | 1 | 4 | 3 | | 2 | 0 | 1 | 0 | 0 | 0 | 0 |
| 28 | Lucas MARTINEZ QUARTA | 1 | 3 | 0 | 0 | 4 | 2 | 2 | 0 | | 1 | 1 | 0 | 0 | 0 | 0 |
| 30 | Franco MASTANTUONO | 0 | 6 | 2 | 0 | 1 | 3 | 4 | 1 | 0 | | 1 | 0 | 0 | 0 | 0 |
| 34 | Giuliano GALOPPO | 0 | 0 | 2 | 0 | 2 | 2 | 1 | 0 | 1 | 1 | | 0 | 0 | 0 | 0 |
| 5 | Matias KRANEVITTER | 0 | 0 | 0 | 0 | 0 | 0 | 0 | 0 | 0 | 0 | 0 | | 0 | 0 | 0 |
| 9 | Miguel BORJA | 0 | 0 | 0 | 1 | 0 | 0 | 1 | 0 | 0 | 0 | 0 | 0 | | 1 | 2 |
| 18 | Gonzalo MARTINEZ | 0 | 0 | 0 | 0 | 0 | 0 | 0 | 0 | 0 | 0 | 0 | 0 | 1 | | 0 |
| 26 | Ignacio FERNANDEZ | 0 | 1 | 0 | 1 | 0 | 0 | 2 | 0 | 0 | 1 | 0 | 0 | 0 | 0 | |

| Top 5 Player to Player Passers | | |
|--------------------------------|--------------------|------------------------|
| Player | Passed To | % of Total Team Passes |
| Gonzalo MONTIEL | Franco MASTANTUONO | 5.3% |
| Kevin CASTANO | Franco MASTANTUONO | 3.9% |
| Kevin CASTANO | Gonzalo MONTIEL | 2.9% |
| Kevin CASTANO | Facundo COLIDIO | 2.9% |

| | | |
|--------------------|-----------------|------|
| Franco MASTANTUONO | Gonzalo MONTIEL | 2.9% |
|--------------------|-----------------|------|

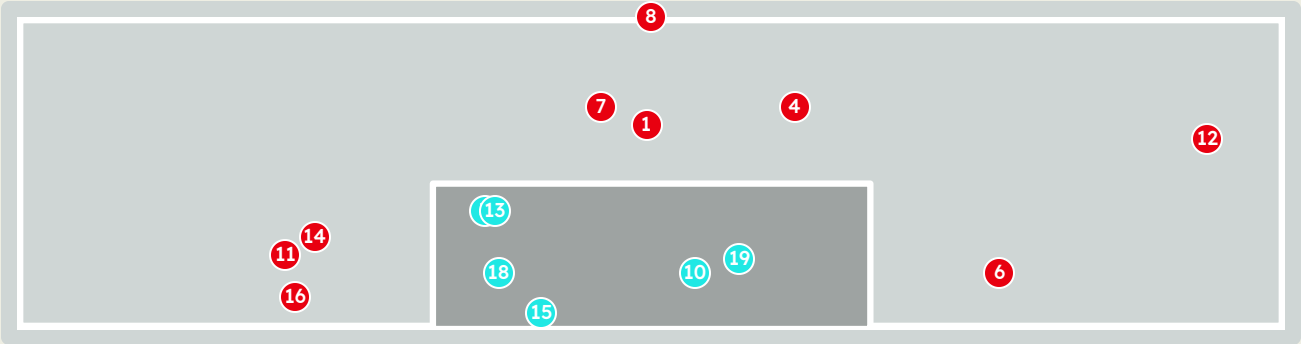
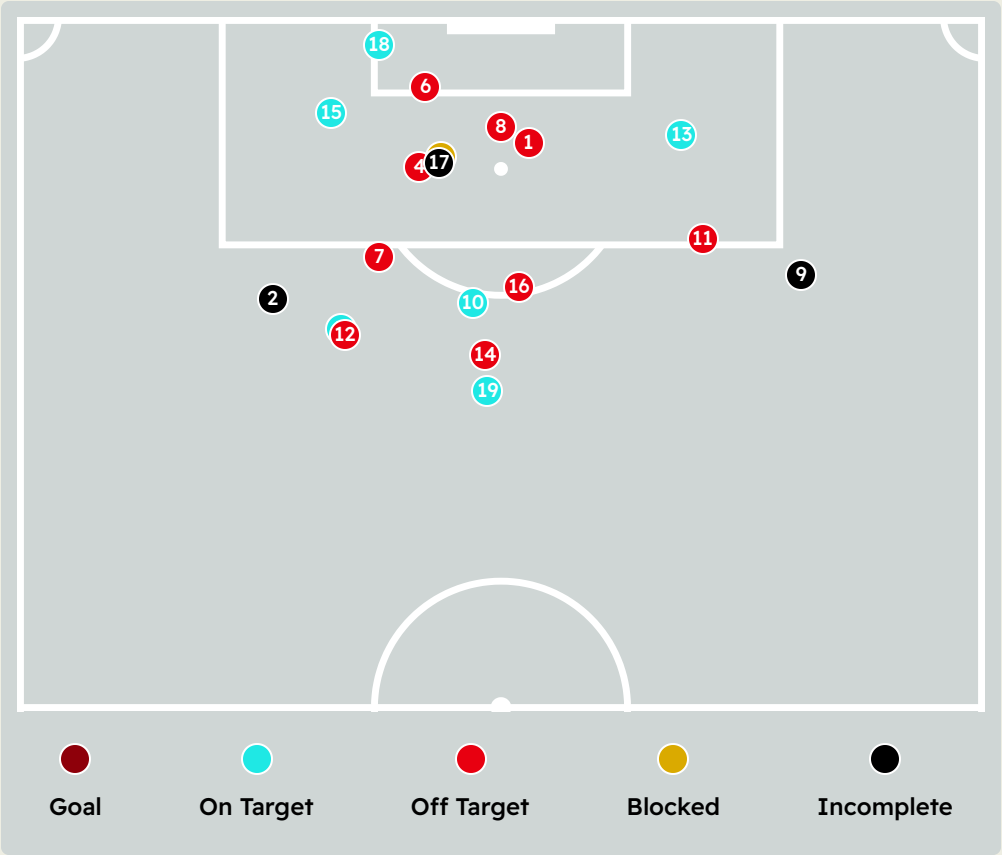
Passing Networks



| # | Passes From ↓ to → | Esteban ANDRADA | Gerardo ARTEAGA | Nelson DEOSSA | German BERTERAME | Sergio CANALES | Erick AGUIRRE | Jesus CORONA | Lucas OCAMPOS | Jorge RODRIGUEZ | Stefan MEDINA | Sergio RAMOS | Victor GUZMAN | Fidel AMBRIZ | Alfonso ALVARADO | Johan ROJAS | Roberto DE LA ROSA |
|----|--------------------|-----------------|-----------------|---------------|------------------|----------------|---------------|--------------|---------------|-----------------|---------------|--------------|---------------|--------------|------------------|-------------|--------------------|
| 1 | Esteban ANDRADA | | 3 | 0 | 0 | 0 | 2 | 0 | 0 | 1 | 15 | 17 | 2 | 1 | 0 | 0 | 0 |
| 3 | Gerardo ARTEAGA | 0 | | 1 | 0 | 3 | 0 | 0 | 4 | 2 | 0 | 10 | 0 | 1 | 0 | 1 | 0 |
| 6 | Nelson DEOSSA | 1 | 1 | | 0 | 2 | 5 | 2 | 1 | 4 | 5 | 2 | 0 | 0 | 0 | 3 | 0 |
| 7 | German BERTERAME | 0 | 0 | 1 | | 2 | 0 | 0 | 1 | 1 | 0 | 0 | 0 | 0 | 0 | 0 | 0 |
| 10 | Sergio CANALES | 0 | 3 | 6 | 2 | | 1 | 3 | 0 | 4 | 2 | 0 | 0 | 0 | 0 | 0 | 0 |
| 14 | Erick AGUIRRE | 2 | 0 | 1 | 1 | 3 | | 3 | 0 | 1 | 9 | 0 | 0 | 1 | 0 | 0 | 0 |
| 17 | Jesus CORONA | 2 | 2 | 3 | 0 | 0 | 1 | | 1 | 1 | 1 | 0 | 0 | 0 | 0 | 0 | 0 |
| 29 | Lucas OCAMPOS | 0 | 2 | 1 | 0 | 1 | 0 | 0 | | 3 | 0 | 1 | 0 | 0 | 0 | 0 | 0 |
| 30 | Jorge RODRIGUEZ | 4 | 8 | 3 | 0 | 3 | 3 | 1 | 3 | | 7 | 8 | 0 | 3 | 0 | 1 | 0 |
| 33 | Stefan MEDINA | 11 | 2 | 6 | 2 | 5 | 6 | 1 | 2 | 5 | | 9 | 0 | 3 | 0 | 1 | 3 |
| 93 | Sergio RAMOS | 11 | 8 | 2 | 0 | 4 | 0 | 2 | 2 | 14 | 9 | | 5 | 10 | 0 | 1 | 0 |
| 4 | Victor GUZMAN | 2 | 1 | 0 | 0 | 0 | 0 | 0 | 0 | 0 | 0 | 1 | | 2 | 0 | 2 | 0 |
| 5 | Fidel AMBRIZ | 0 | 1 | 1 | 0 | 0 | 2 | 0 | 0 | 3 | 2 | 6 | 1 | | 0 | 2 | 0 |
| 11 | Alfonso ALVARADO | 0 | 0 | 0 | 0 | 0 | 0 | 0 | 0 | 0 | 0 | 0 | 0 | 0 | | 0 | 0 |
| 16 | Johan ROJAS | 0 | 0 | 0 | 0 | 0 | 0 | 0 | 0 | 2 | 0 | 2 | 0 | 1 | 0 | | 2 |
| 31 | Roberto DE LA ROSA | 0 | 0 | 0 | 0 | 1 | 1 | 0 | 0 | 0 | 1 | 0 | 0 | 1 | 0 | 1 | |

| Top 5 Player to Player Passers | | |
|--------------------------------|-----------------|------------------------|
| Player | Passed To | % of Total Team Passes |
| Esteban ANDRADA | Sergio RAMOS | 4.7% |
| Esteban ANDRADA | Stefan MEDINA | 4.2% |
| Sergio RAMOS | Jorge RODRIGUEZ | 3.9% |
| Stefan MEDINA | Esteban ANDRADA | 3% |
| Sergio RAMOS | Esteban ANDRADA | 3% |

Attempts at Goal



| Key | Outcome | Shots |
|-----|------------|-------|
| ● | Goals | 0 |
| ● | On Target | 6 |
| ● | Off Target | 9 |
| ● | Blocked | 1 |
| ● | Incomplete | 3 |

Attempts at Goal




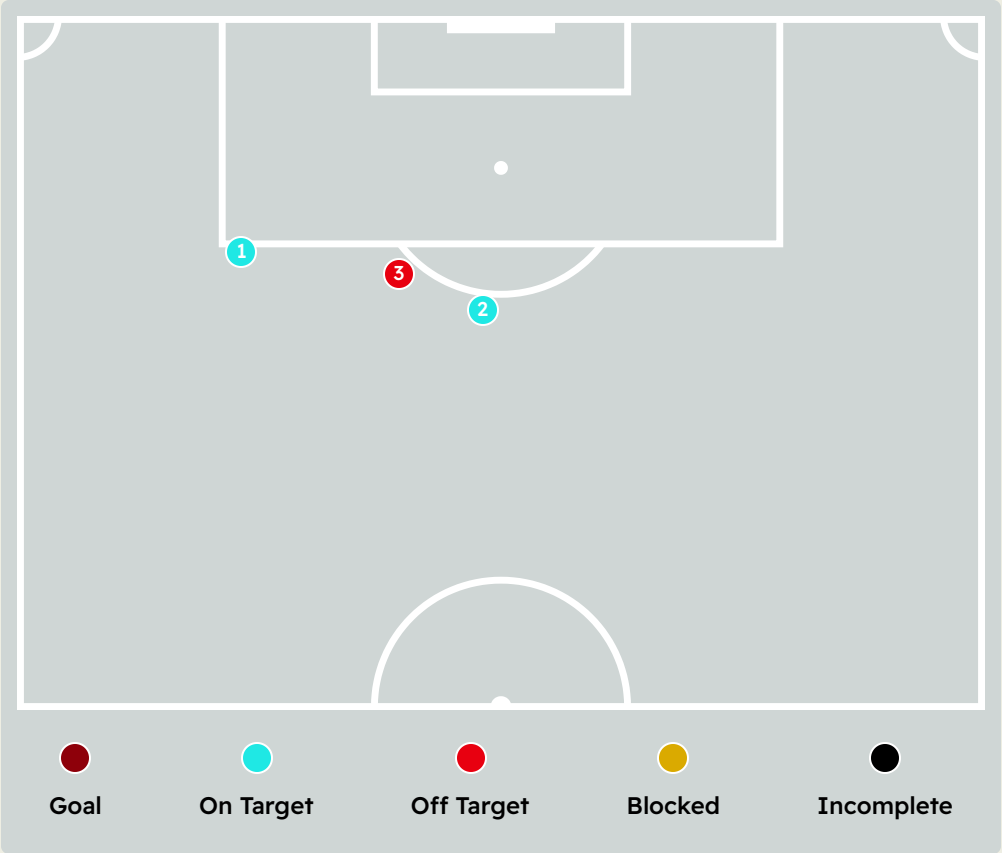
| Time | Player | Outcome | Body Part | Delivery Type |
|------|-------------------------|--|------------|---------------|
| 4 | 17 Paulo DIAZ | Off Target | Head | Corner |
| 23 | 34Giuliano GALOPPO | Incomplete - Defensive Event | Right Foot | Loose Ball |
| 26 | 30Franco MASTANTUONO | On Target - Saved | Left Foot | Freekick |
| 44 | 34Giuliano GALOPPO | Deflected Off Target - Defensive Event | Right Foot | Cross |
| 45 | 28Lucas MARTINEZ QUARTA | Incomplete - Blocked | Head | Corner |
| 46 | 28Lucas MARTINEZ QUARTA | Off Target | Right Foot | Other |
| 47 | 30Franco MASTANTUONO | Deflected Off Target - Defensive Event | Left Foot | Freekick |
| 48 | 11 Facundo COLIDIO | Off Target | Head | Corner |
| 48 | 30Franco MASTANTUONO | Incomplete - Referee Event | Left Foot | Freekick |
| 51 | 34Giuliano GALOPPO | On Target - Saved | Right Foot | Pass |
| 53 | 30Franco MASTANTUONO | Off Target | Left Foot | Loose Ball |
| 57 | 8 Maximiliano MEZA | Off Target | Right Foot | Pass |
| 66 | 30Franco MASTANTUONO | On Target - Saved | Left Foot | Pass |
| 67 | 22Kevin CASTANO | Off Target | Right Foot | Loose Ball |
| 75 | 9 Miguel BORJA | On Target - Saved | Left Foot | Pass |
| 80 | 11 Facundo COLIDIO | Off Target | Right Foot | Pass |
| 83 | 17 Paulo DIAZ | Incomplete - Player On Ball Error | Head | Corner |

Attempts at Goal



| Time | Player | Outcome | Body Part | Delivery Type |
|------|----------------------|-------------------|-----------|---------------|
| 84 | 9 Miguel BORJA | On Target - Saved | Left Foot | Loose Ball |
| 93 | 26 Ignacio FERNANDEZ | On Target - Saved | Left Foot | Loose Ball |

Attempts at Goal



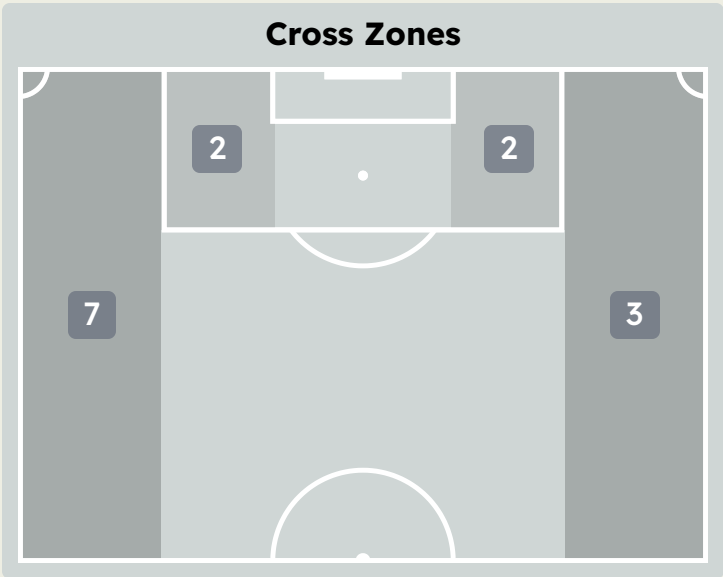
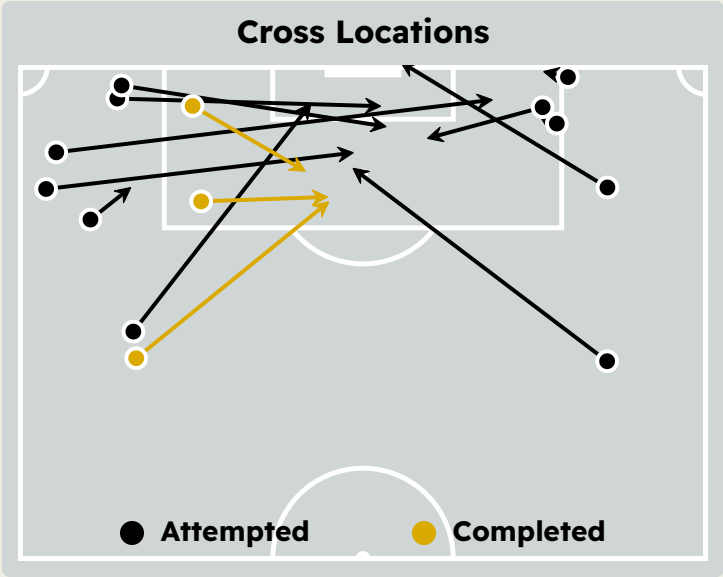
| Key | Outcome | Shots |
|-----|------------|-------|
| ● | Goals | 0 |
| ● | On Target | 2 |
| ● | Off Target | 1 |
| ● | Blocked | 0 |
| ● | Incomplete | 0 |

Attempts at Goal

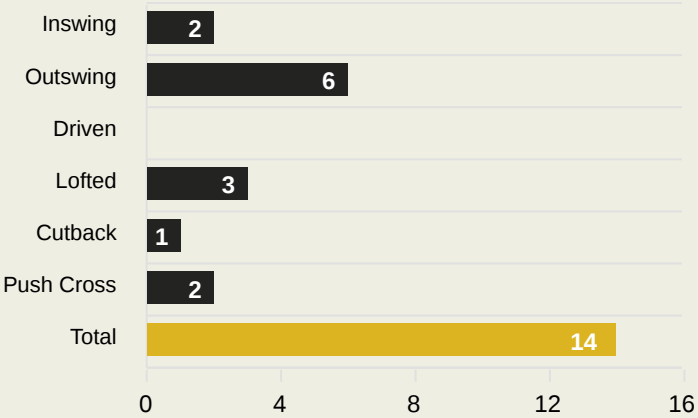


| Time | Player | Outcome | Body Part | Delivery Type |
|------|-------------------|-------------------|------------|---------------|
| 5 | 29 Lucas OCAMPOS | On Target - Saved | Right Foot | Pass |
| 13 | 10 Sergio CANALES | On Target - Saved | Left Foot | Loose Ball |
| 13 | 3 Gerardo ARTEAGA | Off Target | Right Foot | Loose Ball |

Crosses (Open Play)



Delivery Type



Attempted

14

Completed

3

Most Crosses Attempted

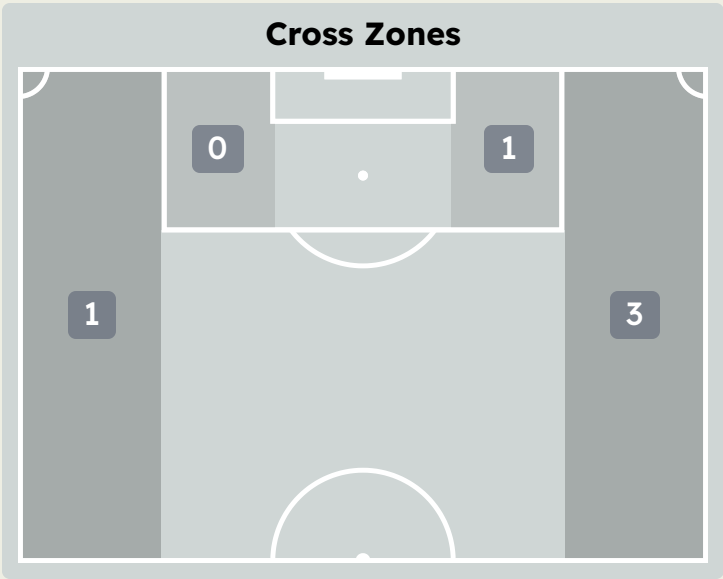
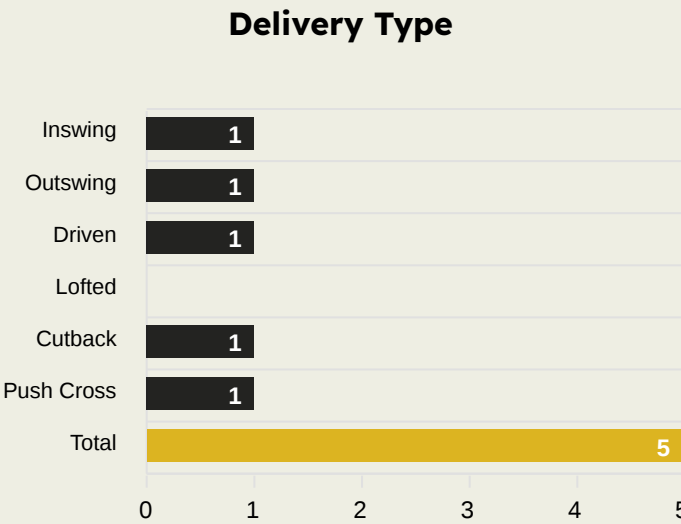
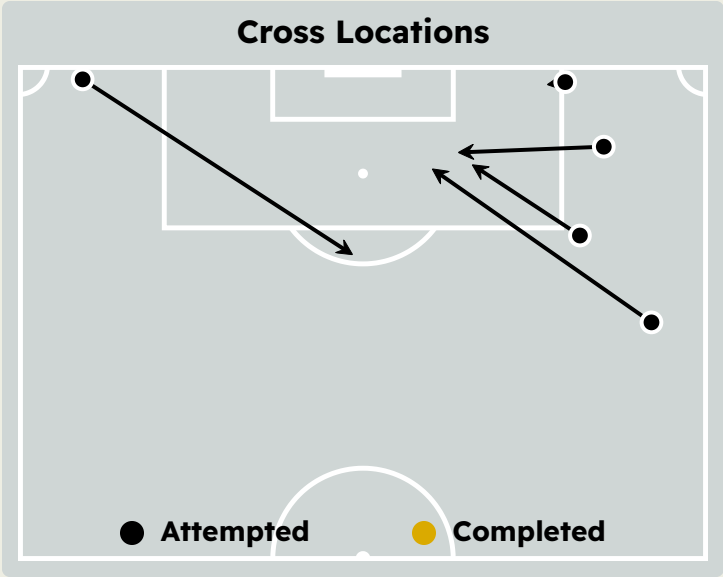
6

Marcos ACUNA
LEFT BACK



| # | Player | Inswing | Outswing | Driven | Lofted | Cutback | Push Cross | Total Attempted |
|----|-----------------------|---------|----------|--------|--------|---------|------------|-----------------|
| 1 | Franco ARMANI | 0 | 0 | 0 | 0 | 0 | 0 | 0 |
| 4 | Gonzalo MONTIEL | 0 | 1 | 0 | 1 | 0 | 0 | 2 |
| 8 | Maximiliano MEZA | 0 | 0 | 0 | 0 | 0 | 0 | 0 |
| 11 | Facundo COLIDIO | 0 | 0 | 0 | 0 | 0 | 0 | 0 |
| 17 | Paulo DIAZ | 0 | 0 | 0 | 0 | 0 | 0 | 0 |
| 21 | Marcos ACUNA | 0 | 3 | 0 | 1 | 0 | 2 | 6 |
| 22 | Kevin CASTANO | 1 | 1 | 0 | 0 | 1 | 0 | 3 |
| 24 | Enzo PEREZ | 0 | 0 | 0 | 0 | 0 | 0 | 0 |
| 28 | Lucas MARTINEZ QUARTA | 0 | 0 | 0 | 0 | 0 | 0 | 0 |
| 30 | Franco MASTANTUONO | 1 | 1 | 0 | 1 | 0 | 0 | 3 |
| 34 | Giuliano GALOPPO | 0 | 0 | 0 | 0 | 0 | 0 | 0 |
| 5 | Matias KRANEVITTER | 0 | 0 | 0 | 0 | 0 | 0 | 0 |
| 9 | Miguel BORJA | 0 | 0 | 0 | 0 | 0 | 0 | 0 |
| 18 | Gonzalo MARTINEZ | 0 | 0 | 0 | 0 | 0 | 0 | 0 |
| 26 | Ignacio FERNANDEZ | 0 | 0 | 0 | 0 | 0 | 0 | 0 |

Crosses (Open Play)



| # | Player | Inswing | Outswing | Driven | Lofted | Cutback | Push Cross | Total Attempted |
|----|--------------------|---------|----------|--------|--------|---------|------------|-----------------|
| 1 | Esteban ANDRADA | 0 | 0 | 0 | 0 | 0 | 0 | 0 |
| 3 | Gerardo ARTEAGA | 0 | 1 | 0 | 0 | 0 | 0 | 1 |
| 6 | Nelson DEOSSA | 0 | 0 | 0 | 0 | 1 | 0 | 1 |
| 7 | German BERTERAME | 0 | 0 | 0 | 0 | 0 | 0 | 0 |
| 10 | Sergio CANALES | 1 | 0 | 0 | 0 | 0 | 0 | 1 |
| 14 | Erick AGUIRRE | 0 | 0 | 0 | 0 | 0 | 1 | 1 |
| 17 | Jesus CORONA | 0 | 0 | 0 | 0 | 0 | 0 | 0 |
| 29 | Lucas OCAMPOS | 0 | 0 | 0 | 0 | 0 | 0 | 0 |
| 30 | Jorge RODRIGUEZ | 0 | 0 | 0 | 0 | 0 | 0 | 0 |
| 33 | Stefan MEDINA | 0 | 0 | 0 | 0 | 0 | 0 | 0 |
| 93 | Sergio RAMOS | 0 | 0 | 0 | 0 | 0 | 0 | 0 |
| 4 | Victor GUZMAN | 0 | 0 | 0 | 0 | 0 | 0 | 0 |
| 5 | Fidel AMBRIZ | 0 | 0 | 0 | 0 | 0 | 0 | 0 |
| 11 | Alfonso ALVARADO | 0 | 0 | 0 | 0 | 0 | 0 | 0 |
| 16 | Johan ROJAS | 0 | 0 | 1 | 0 | 0 | 0 | 1 |
| 31 | Roberto DE LA ROSA | 0 | 0 | 0 | 0 | 0 | 0 | 0 |

Offering to Receive



206

Total Offers Made

71

Total Offers Received

Most Offers

33

Kevin CASTANO

RIGHT CENTRE MIDFIELD

89

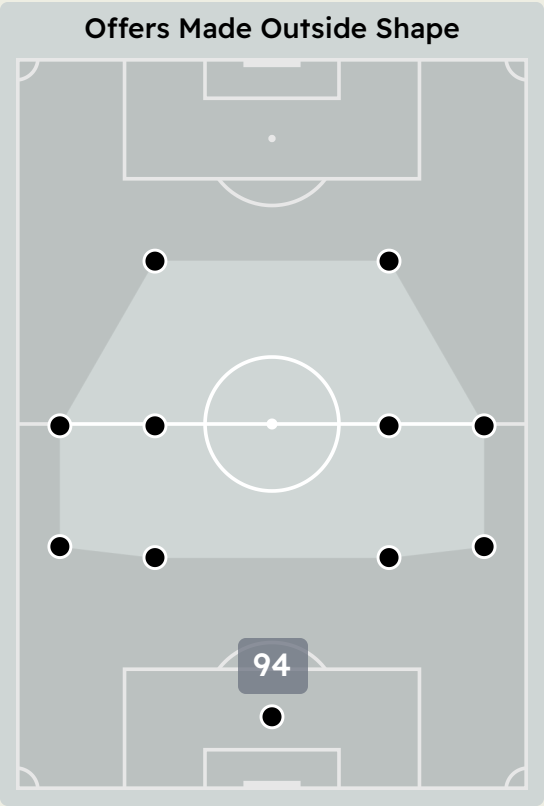
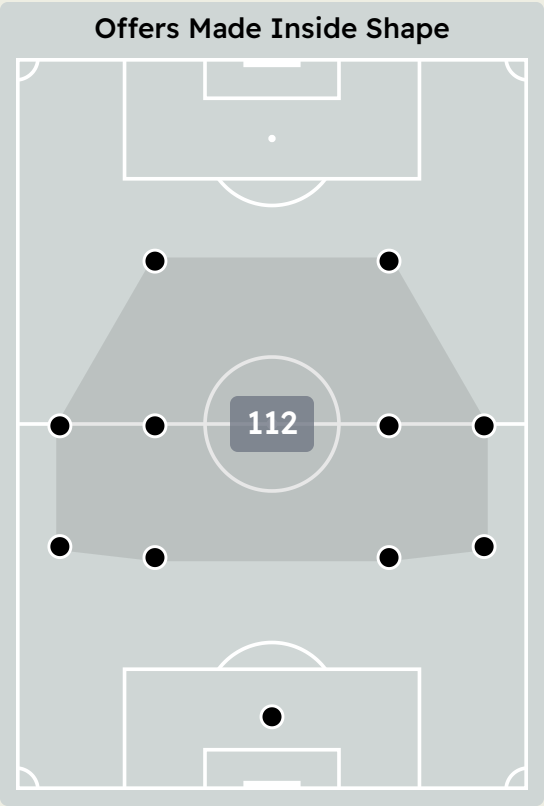
Offers Made in Final Third

97

Offers Made in Middle Third

20

Offers Made in Defensive Third



| # | Player | Offers Made | Offers Received | % Made & Received |
|----|-----------------------|-------------|-----------------|-------------------|
| 1 | Franco ARMANI | 2 | 1 | 50% |
| 4 | Gonzalo MONTIEL | 29 | 12 | 41.4% |
| 8 | Maximiliano MEZA | 18 | 6 | 33.3% |
| 11 | Facundo COLIDIO | 18 | 6 | 33.3% |
| 17 | Paulo DIAZ | 12 | 8 | 66.7% |
| 21 | Marcos ACUNA | 5 | 3 | 60% |
| 22 | Kevin CASTANO | 33 | 9 | 27.3% |
| 24 | Enzo PEREZ | 3 | 1 | 33.3% |
| 28 | Lucas MARTINEZ QUARTA | 5 | 1 | 20% |
| 30 | Franco MASTANTUONO | 31 | 15 | 48.4% |
| 34 | Giuliano GALOPPO | 30 | 6 | 20% |
| 5 | Matias KRANEVITTER | 0 | 0 | 0% |
| 9 | Miguel BORJA | 9 | 1 | 11.1% |
| 18 | Gonzalo MARTINEZ | 1 | 1 | 100% |
| 26 | Ignacio FERNANDEZ | 10 | 1 | 10% |

Offering to Receive

269

Total Offers Made

87

Total Offers Received

Most Offers

61

Sergio CANALES

LEFT CENTRE MIDFIELD

91

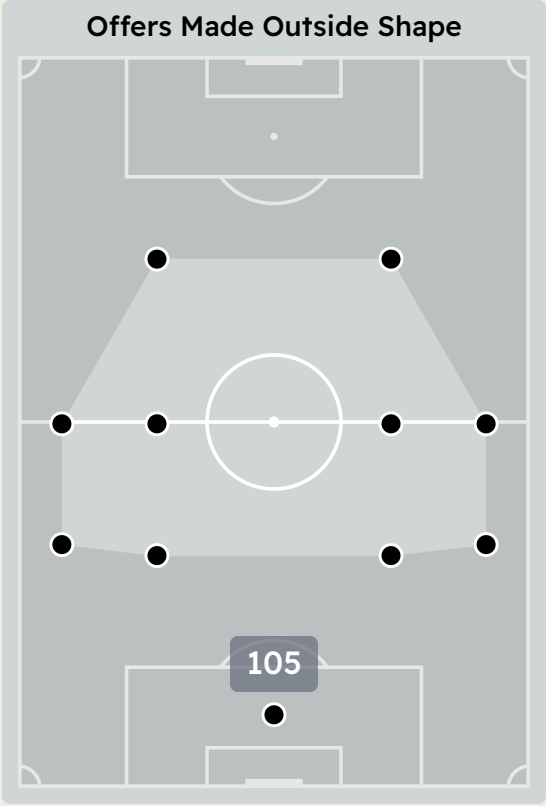
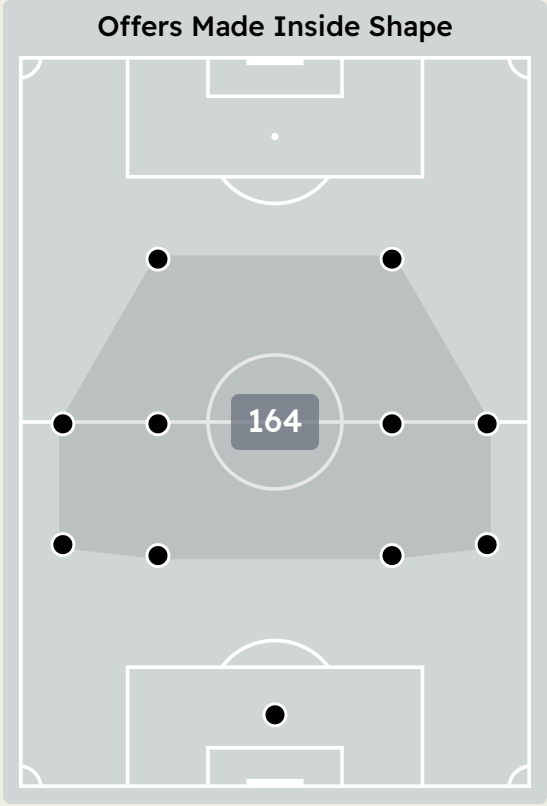
Offers Made in Final Third

136

Offers Made in Middle Third

42

Offers Made in Defensive Third



CF Monterrey

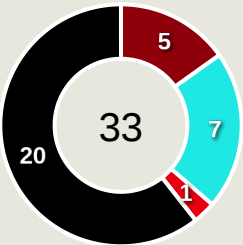
| # | Player | Offers Made | Offers Received | % Made & Received |
|----|--------------------|-------------|-----------------|-------------------|
| 1 | Esteban ANDRADA | 4 | 2 | 50% |
| 3 | Gerardo ARTEAGA | 19 | 8 | 42.1% |
| 6 | Nelson DEOSSA | 21 | 7 | 33.3% |
| 7 | German BERTERAME | 24 | 1 | 4.2% |
| 10 | Sergio CANALES | 61 | 22 | 36.1% |
| 14 | Erick AGUIRRE | 17 | 5 | 29.4% |
| 17 | Jesus CORONA | 25 | 9 | 36% |
| 29 | Lucas OCAMPOS | 26 | 7 | 26.9% |
| 30 | Jorge RODRIGUEZ | 30 | 11 | 36.7% |
| 33 | Stefan MEDINA | 0 | 0 | 0% |
| 93 | Sergio RAMOS | 5 | 5 | 100% |
| 4 | Victor GUZMAN | 1 | 0 | 0% |
| 5 | Fidel AMBRIZ | 14 | 7 | 50% |
| 11 | Alfonso ALVARADO | 3 | 0 | 0% |
| 16 | Johan ROJAS | 4 | 1 | 25% |
| 31 | Roberto DE LA ROSA | 15 | 2 | 13.3% |

Movement to Receive

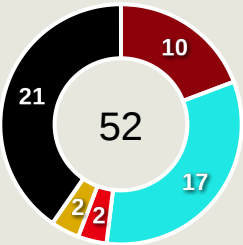


Movement Types by Phase

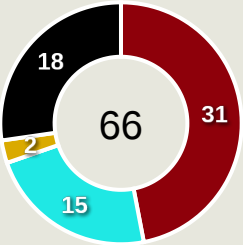
Final Third Phase



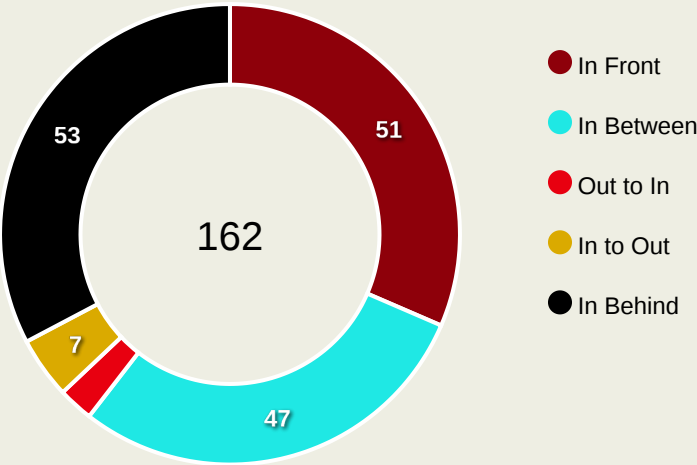
Progression Phase



Build Up Phase



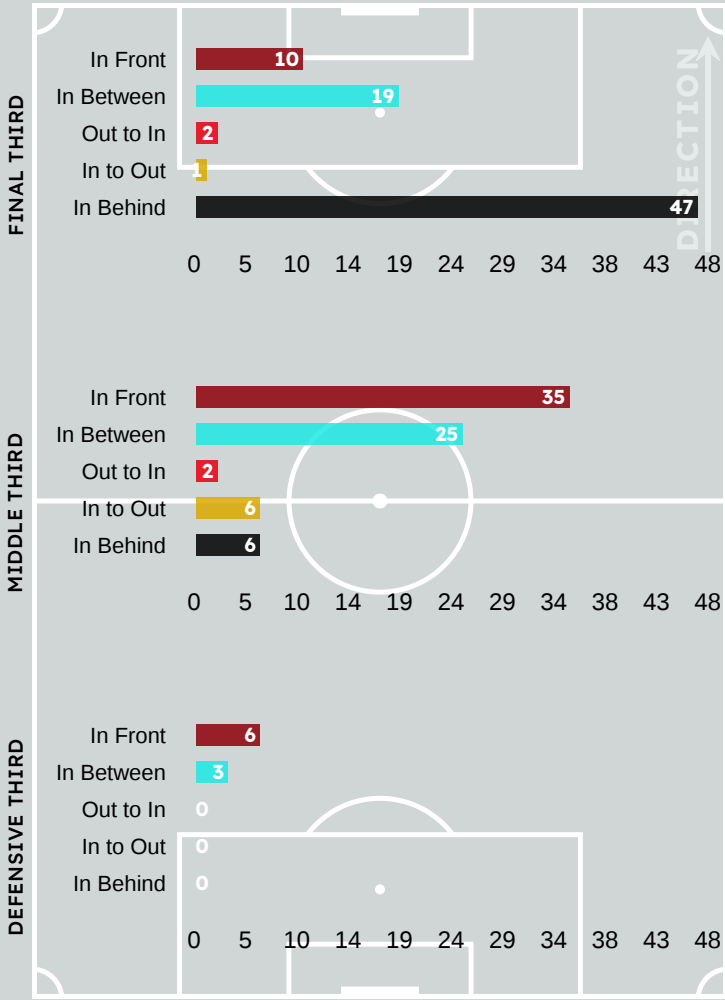
All Movement Types



Top Ranked Players

| Type | Player | Movements |
|------------|----------------------|-----------|
| In Front | 30Franco MASTANTUONO | 13 |
| In Between | 34Giuliano GALOPPO | 14 |
| Out to In | 30Franco MASTANTUONO | 2 |
| In to Out | 22Kevin CASTANO | 3 |
| In Behind | 4 Gonzalo MONTIEL | 12 |

Movement Types Pitch Third

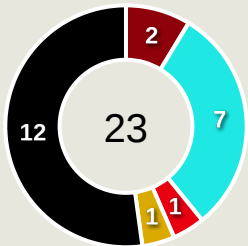


Movement to Receive

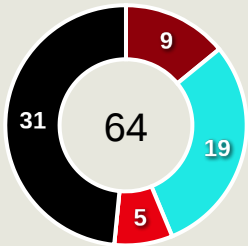


Movement Types by Phase

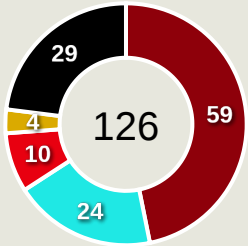
Final Third Phase



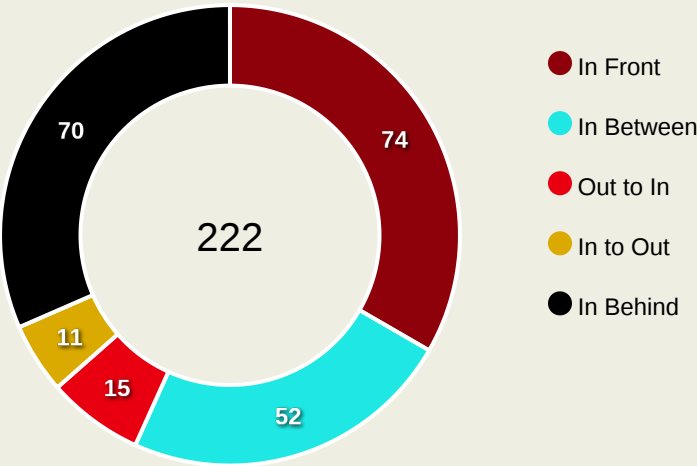
Progression Phase



Build Up Phase



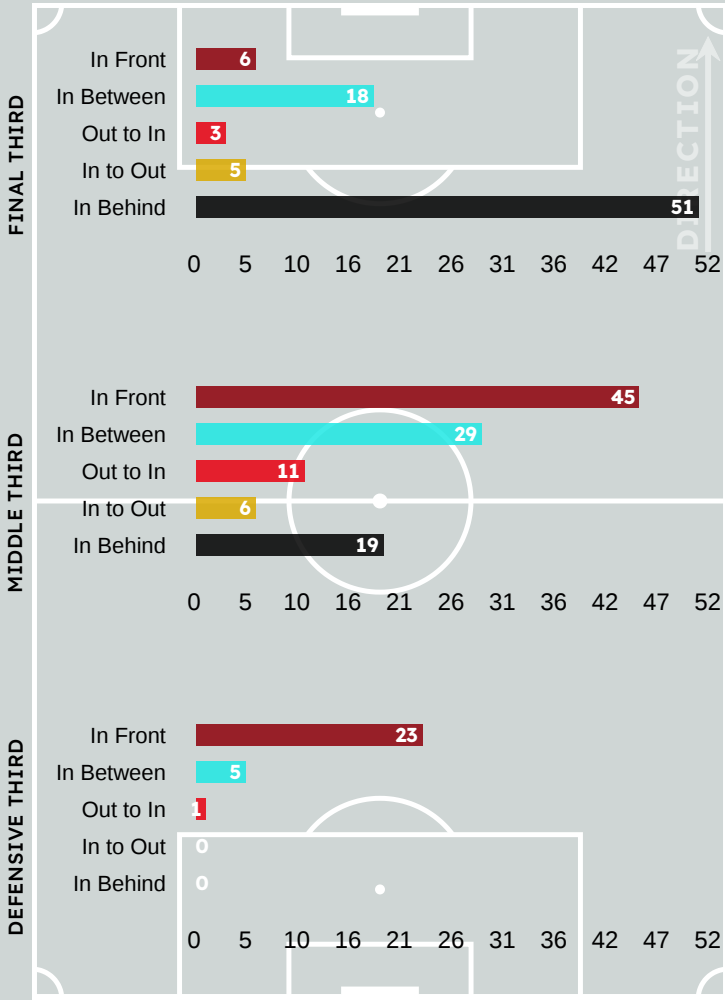
All Movement Types



Top Ranked Players

| Type | Player | Movements |
|------------|--------------------|-----------|
| In Front | 30 Jorge RODRIGUEZ | 20 |
| In Between | 10 Sergio CANALES | 16 |
| Out to In | 10 Sergio CANALES | 5 |
| In to Out | 10 Sergio CANALES | 5 |
| In Behind | 10 Sergio CANALES | 17 |

Movement Types Pitch Third





OUT OF POSSESSION



CA River Plate v CF Monterrey

Defensive Actions

41

Forced Turnovers

43

Possession Regained

6

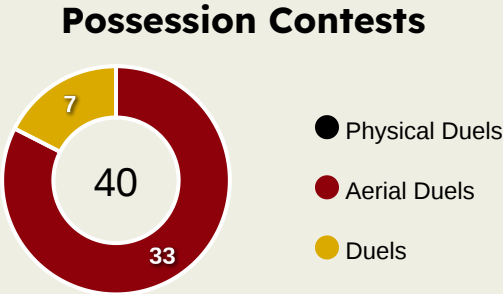
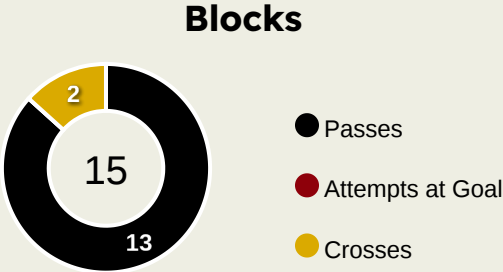
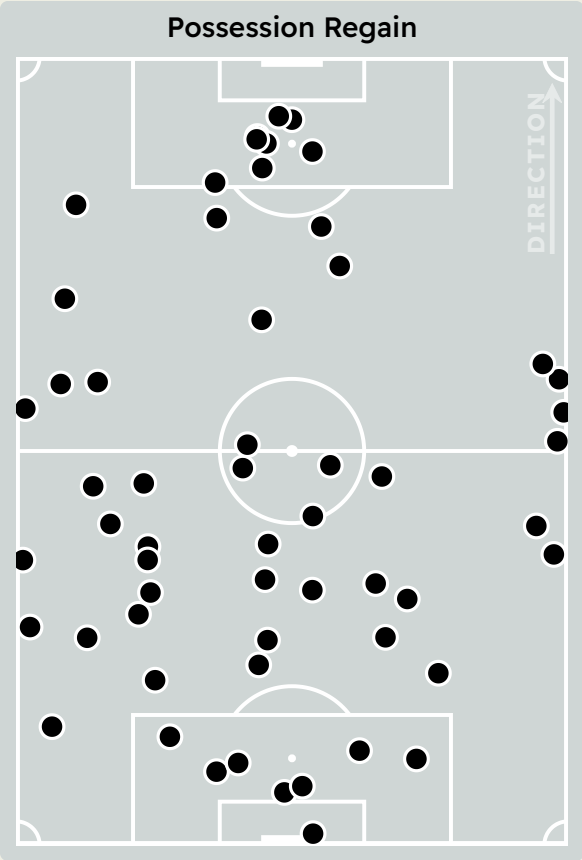
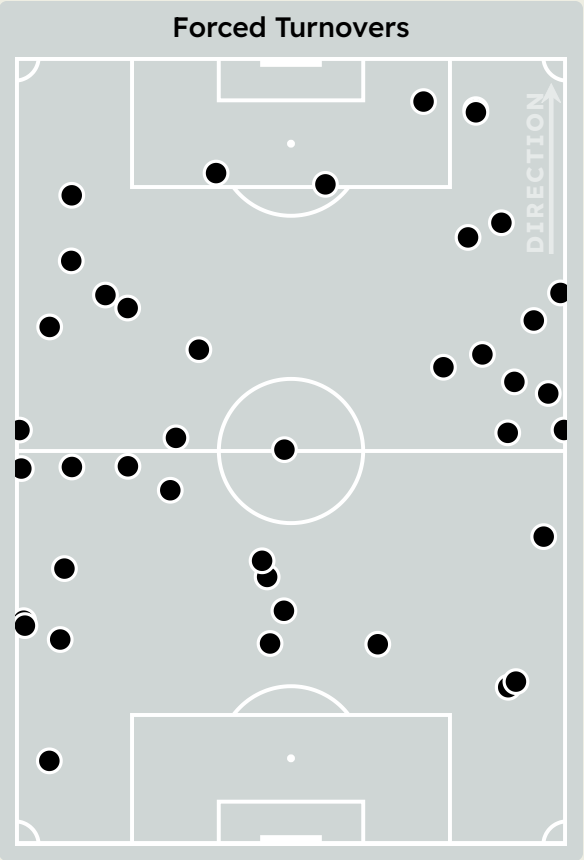
Interceptions

42

Tackles

3.06

Possession Actions / Defensive Action



Most Possession Regains

7

Marcos ACUNA

LEFT BACK

CA River Plate

| # | Player | Total Possession Regains |
|----|-----------------------|--------------------------|
| 1 | Franco ARMANI | 2 |
| 4 | Gonzalo MONTIEL | 6 |
| 8 | Maximiliano MEZA | 1 |
| 11 | Facundo COLIDIO | 3 |
| 17 | Paulo DIAZ | 6 |
| 21 | Marcos ACUNA | 7 |
| 22 | Kevin CASTANO | 7 |
| 24 | Enzo PEREZ | 3 |
| 28 | Lucas MARTINEZ QUARTA | 3 |
| 30 | Franco MASTANTUONO | 1 |
| 34 | Giuliano GALOPPO | 3 |
| 5 | Matias KRANEVITTER | 0 |
| 9 | Miguel BORJA | 1 |
| 18 | Gonzalo MARTINEZ | 0 |
| 26 | Ignacio FERNANDEZ | 0 |

Defensive Actions

47

Forced Turnovers

49

Possession Regained

7

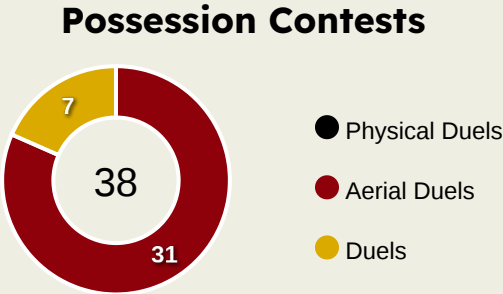
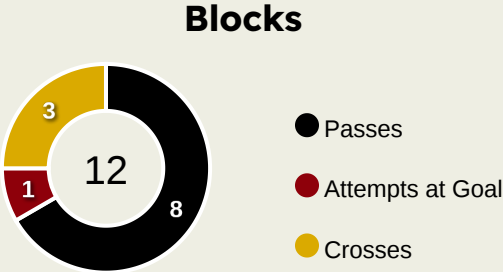
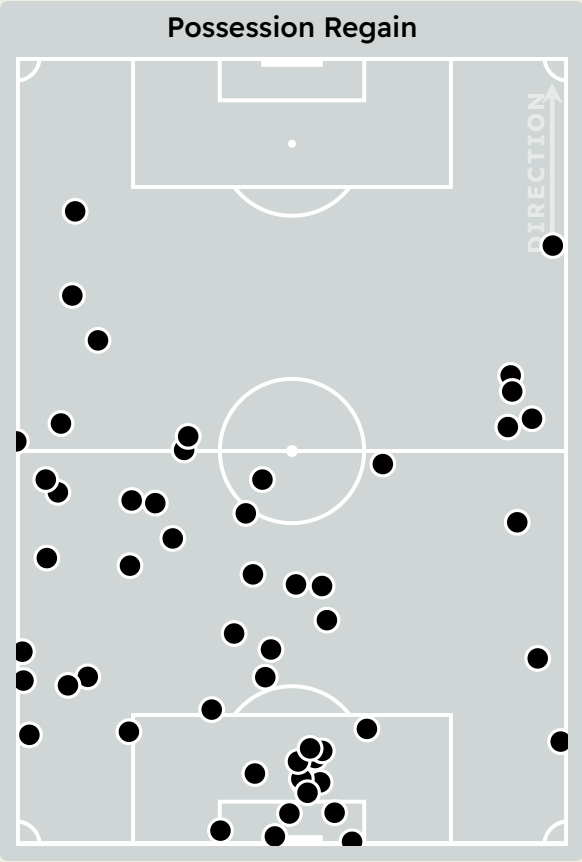
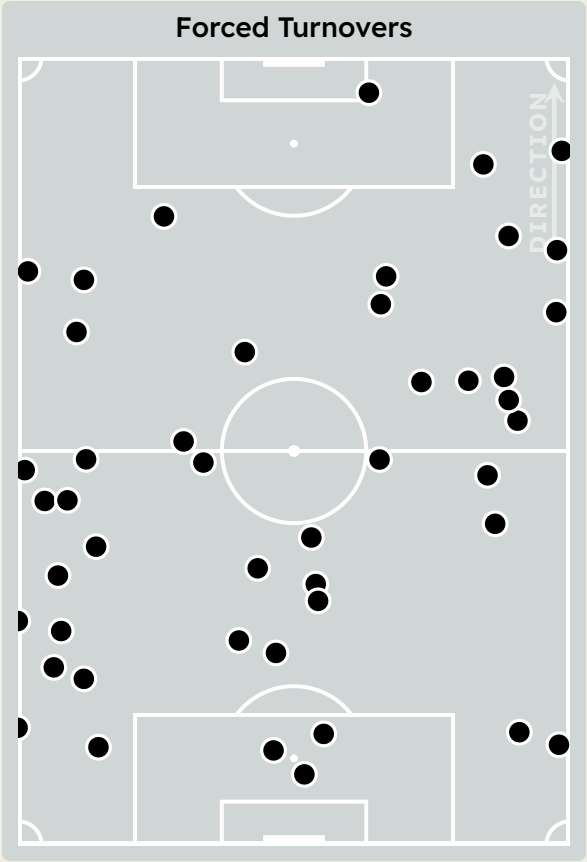
Interceptions

42

Tackles

3.74

Possession Actions / Defensive Action



Most Possession Regains

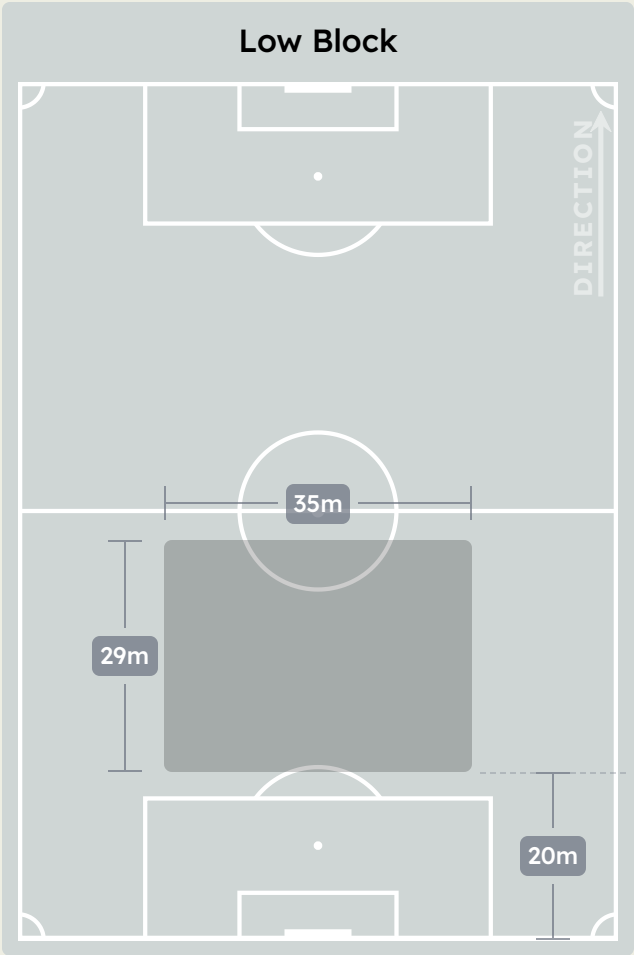
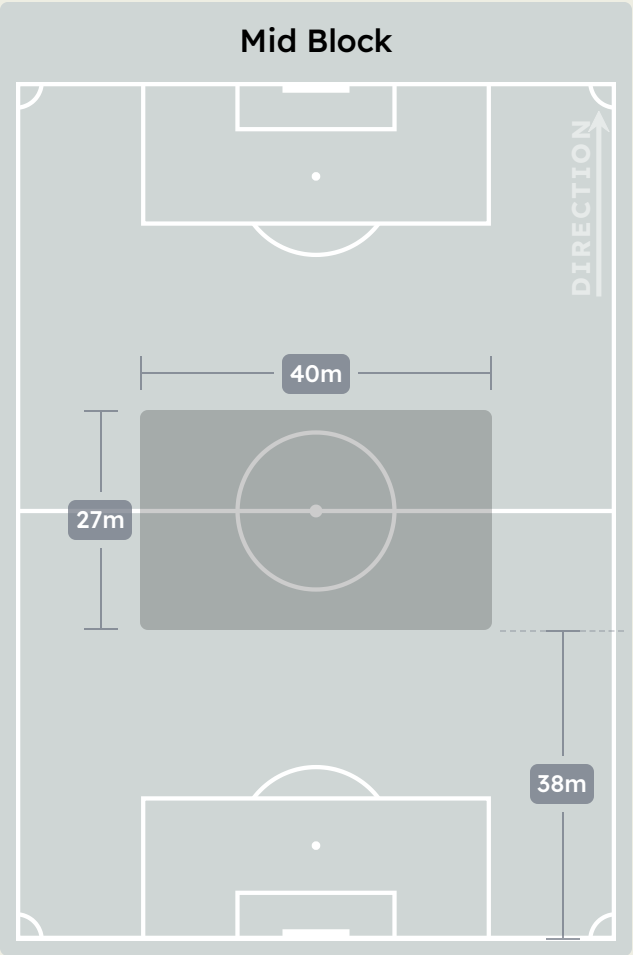
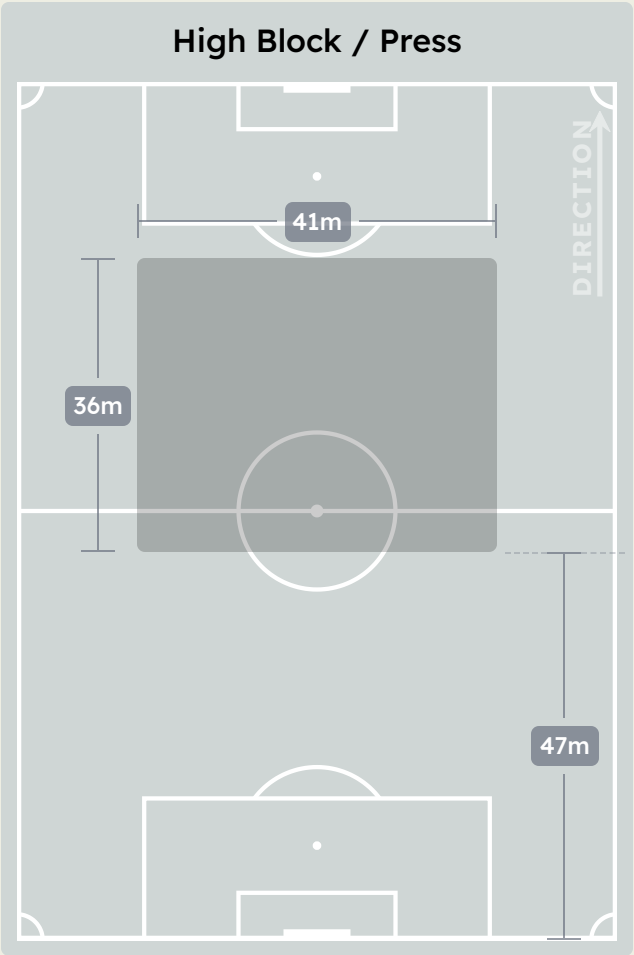
9

Sergio RAMOS
LEFT CENTRE BACK

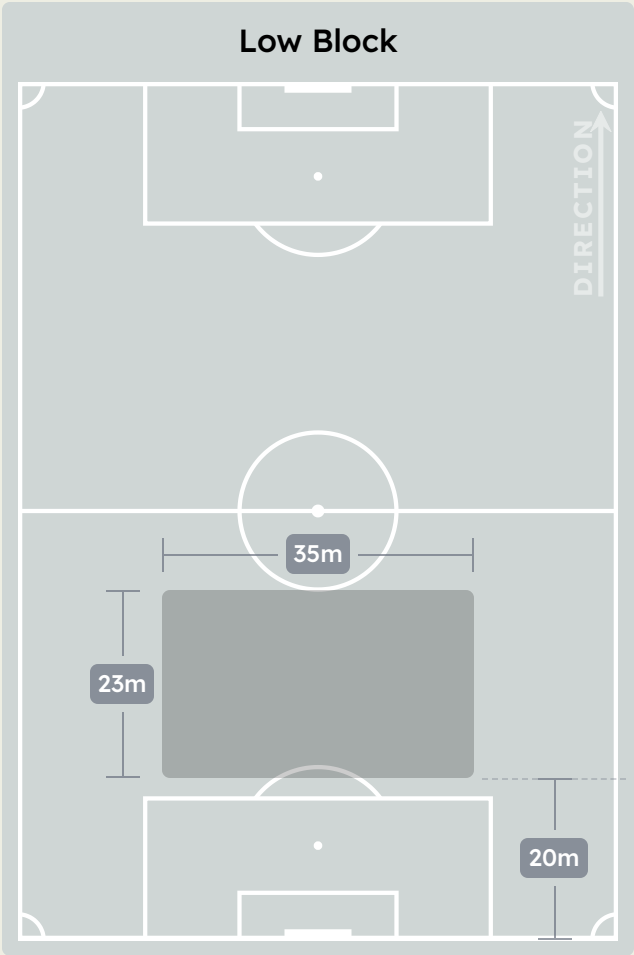
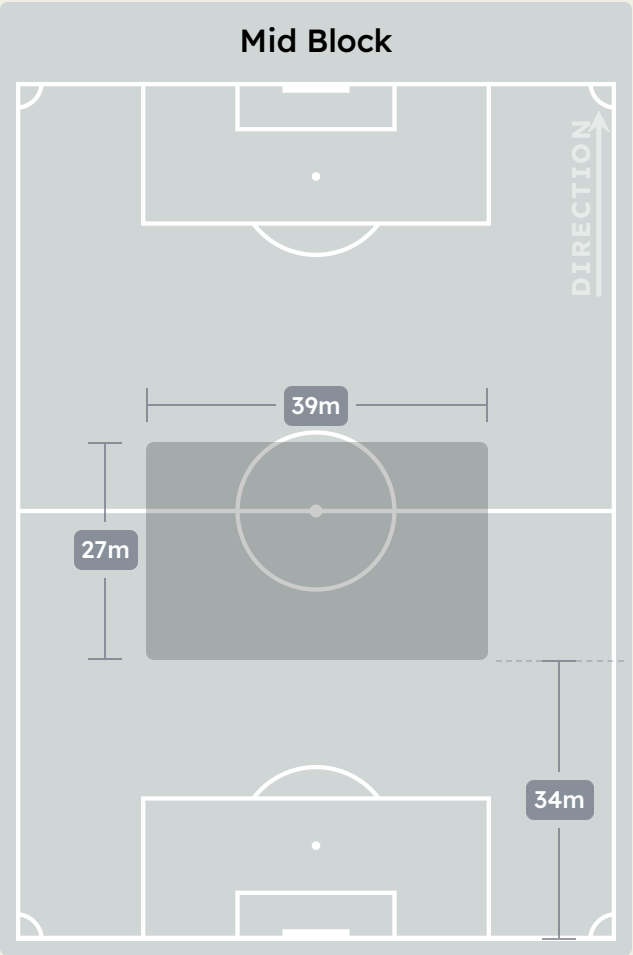
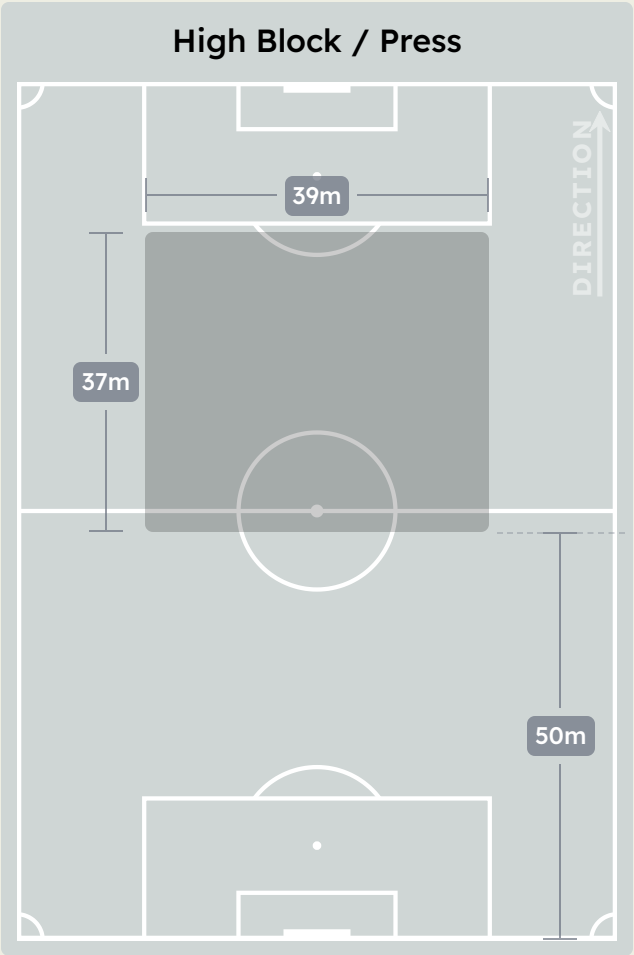


| # | Player | Total Possession Regains |
|----|--------------------|--------------------------|
| 1 | Esteban ANDRADA | 6 |
| 3 | Gerardo ARTEAGA | 6 |
| 6 | Nelson DEOSSA | 6 |
| 7 | German BERTERAME | 3 |
| 10 | Sergio CANALES | 0 |
| 14 | Erick AGUIRRE | 2 |
| 17 | Jesus CORONA | 3 |
| 29 | Lucas OCAMPOS | 1 |
| 30 | Jorge RODRIGUEZ | 5 |
| 33 | Stefan MEDINA | 4 |
| 93 | Sergio RAMOS | 9 |
| 4 | Victor GUZMAN | 0 |
| 5 | Fidel AMBRIZ | 2 |
| 11 | Alfonso ALVARADO | 0 |
| 16 | Johan ROJAS | 2 |
| 31 | Roberto DE LA ROSA | 0 |

Defensive Line Height & Team Length



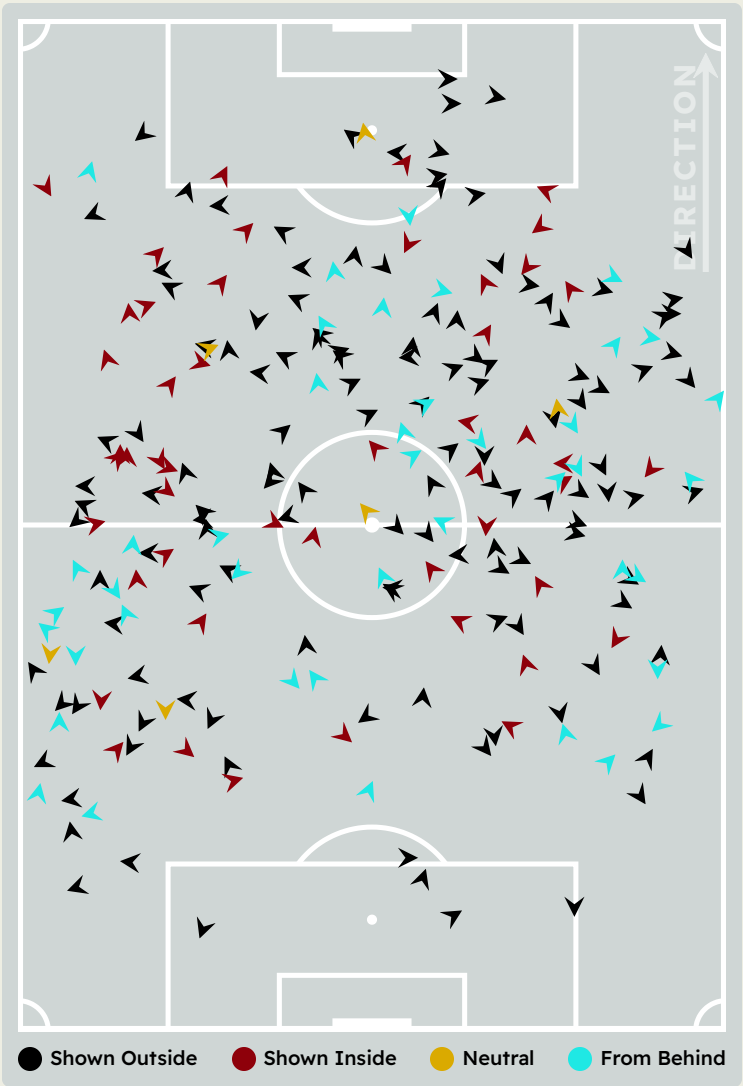
Defensive Line Height & Team Length



Defensive Pressure



CA River Plate



| | | |
|--------|----------------------------|--------|
| 227 | Total Pressures | 190 |
| 47 | Direct Pressures | 49 |
| 1.53s | Avg Pressure Duration | 1.65s |
| 41 | Forced Turnovers | 47 |
| 16.24s | Ball Recovery Time | 10.44s |
| 70 | Pushing on into Pressing | 65 |
| 217 | Pushing on | 114 |
| 49 | Pressing Direction Inside | 39 |
| 130 | Pressing Direction Outside | 106 |

Most Direct Pressures

8

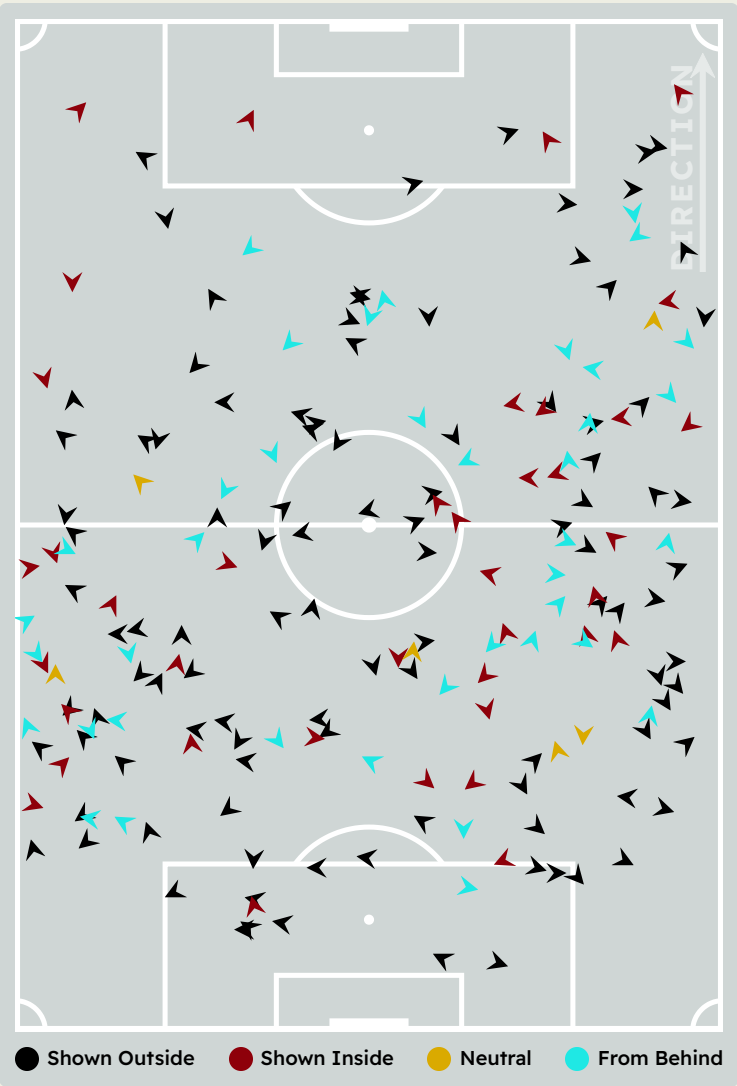
Kevin CASTANO
RIGHT CENTRE MIDFIELD

Most Direct Pressures

11

Jorge RODRIGUEZ
DEFENSIVE MIDFIELD CENTRE

CF Monterrey





GOALKEEPING



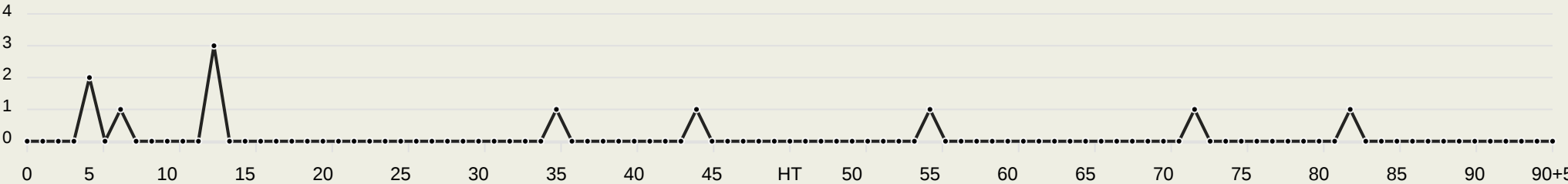
CA River Plate v CF Monterrey

Goalkeeping Involvement



CA River Plate

CA River Plate GK Involvement Timeline

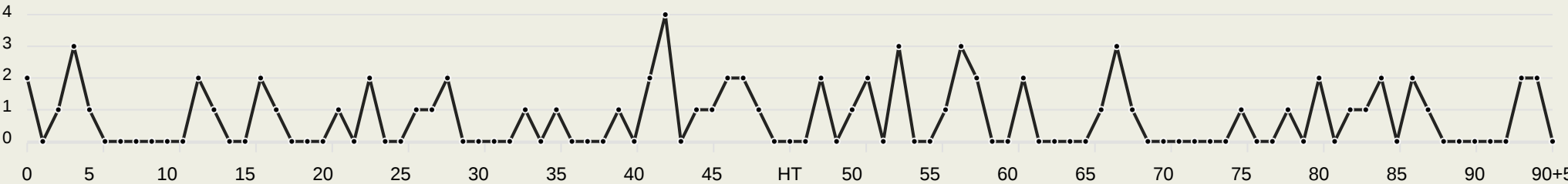


Total Involvements



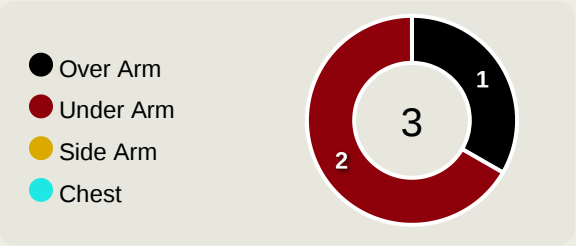
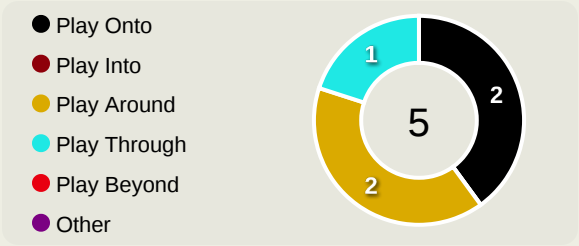
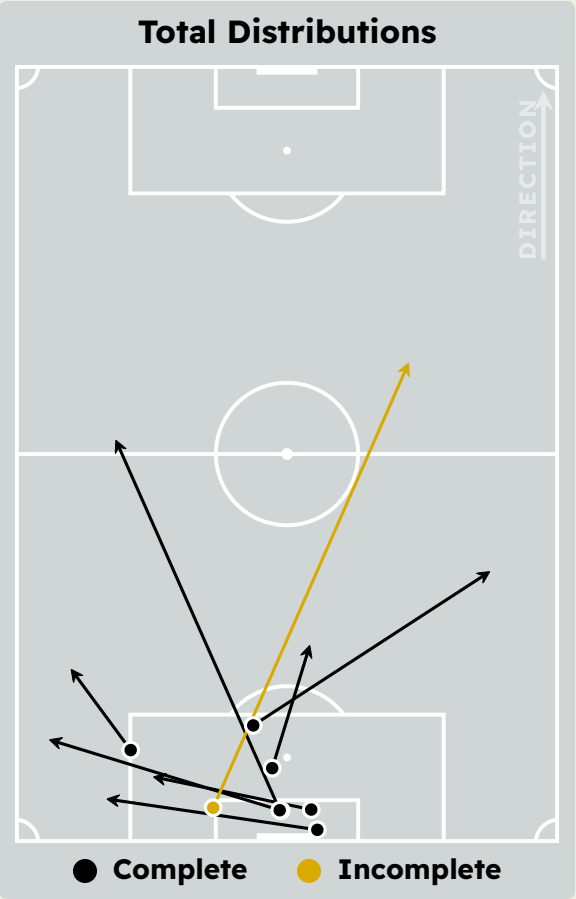
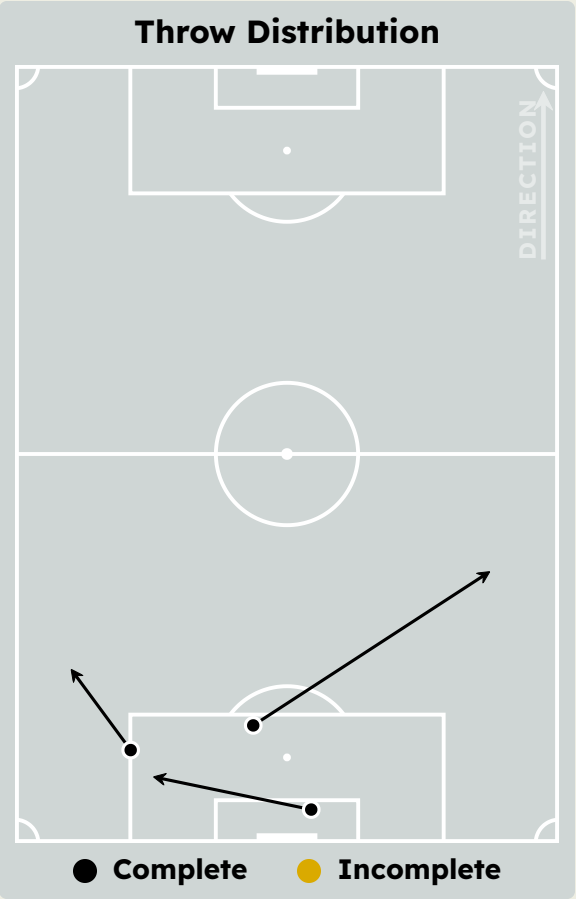
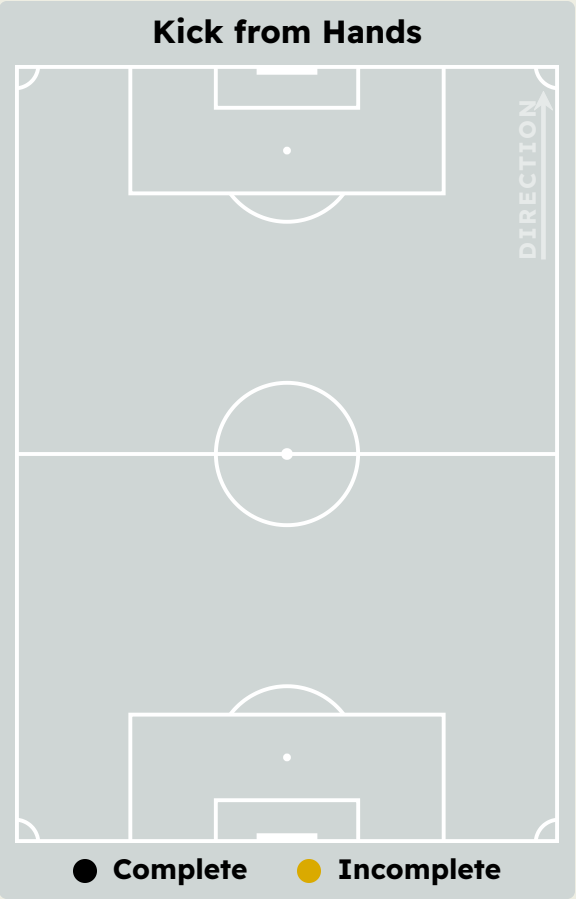
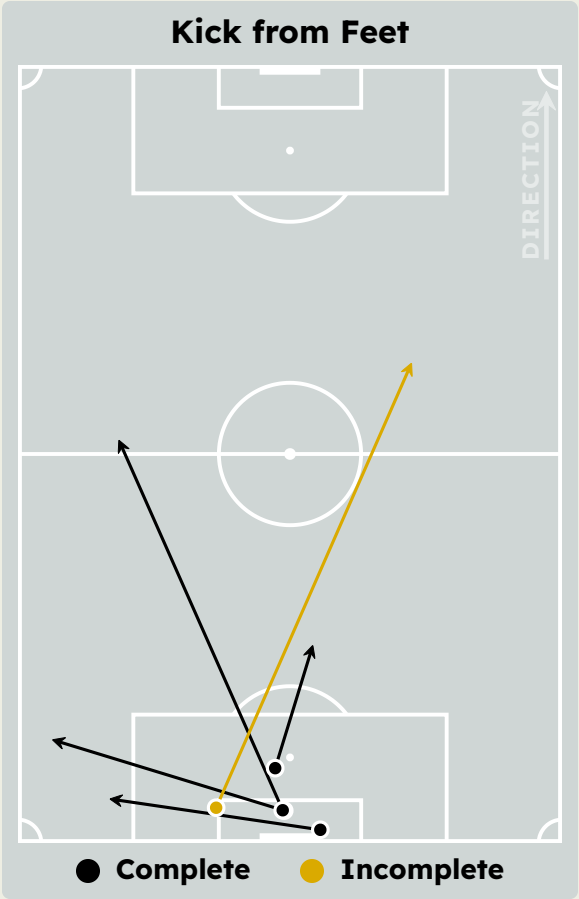
CF Monterrey

CF Monterrey GK Involvement Timeline

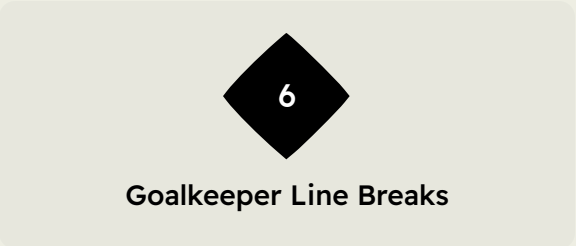
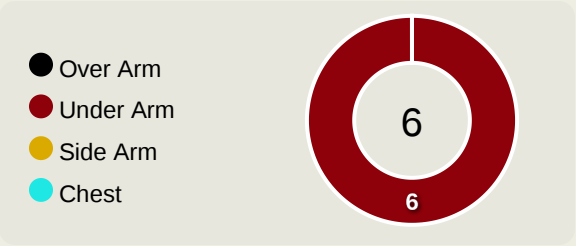
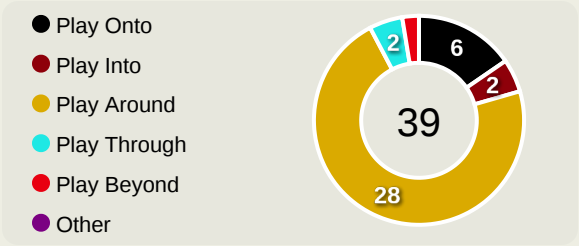
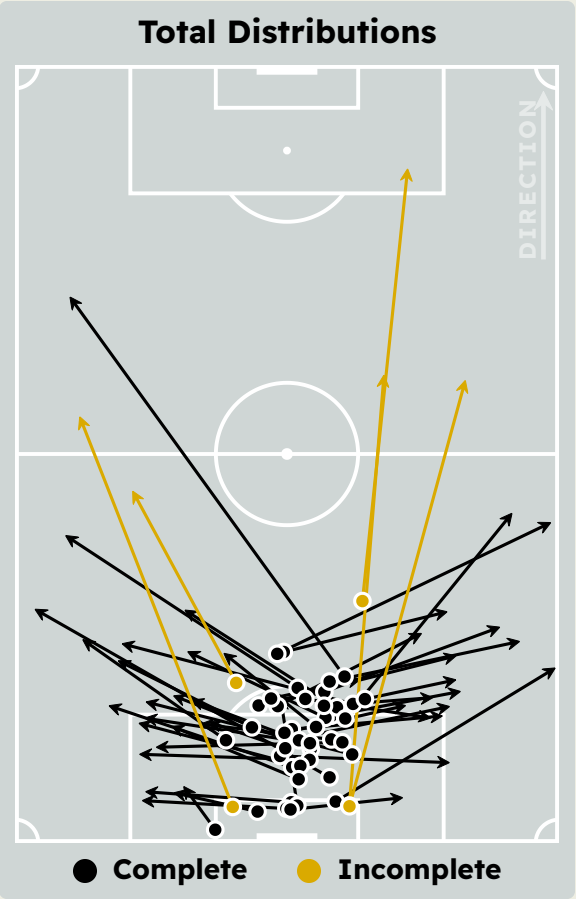
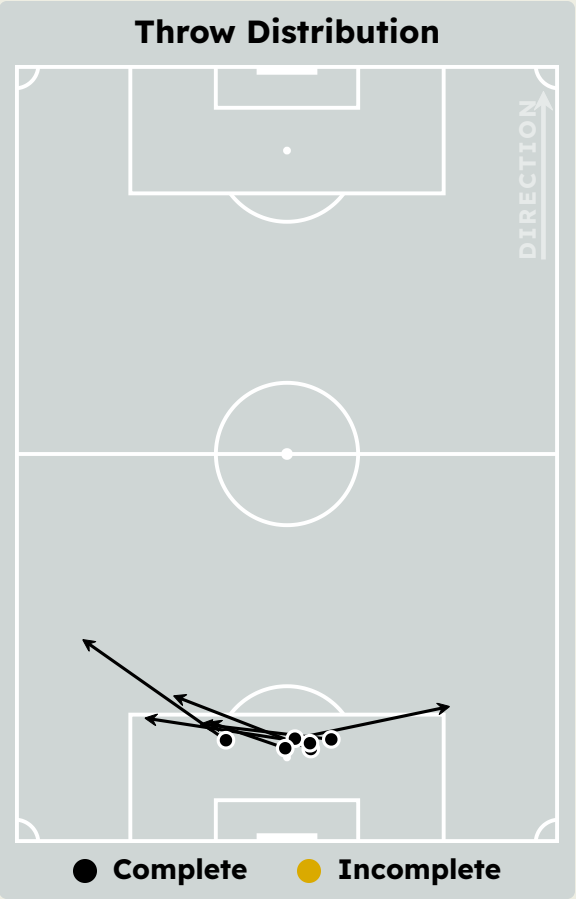
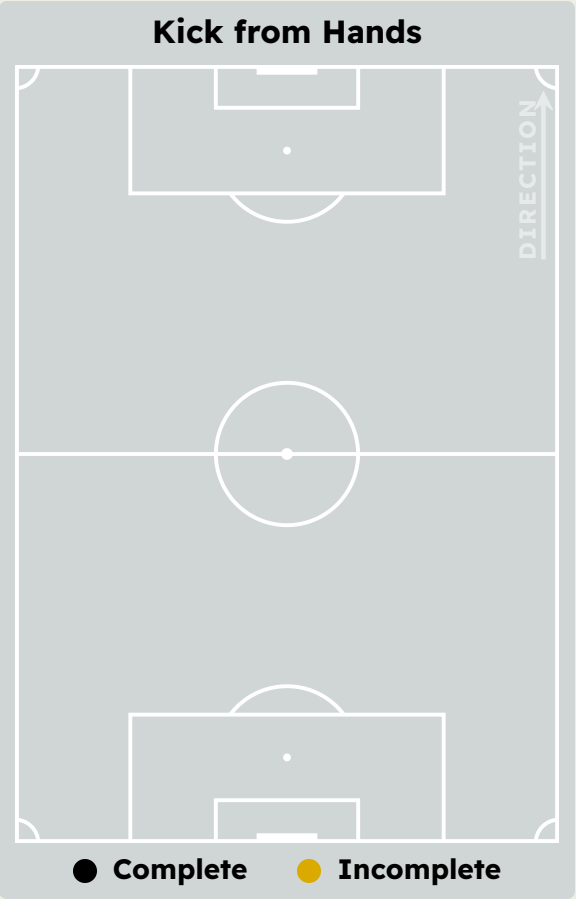
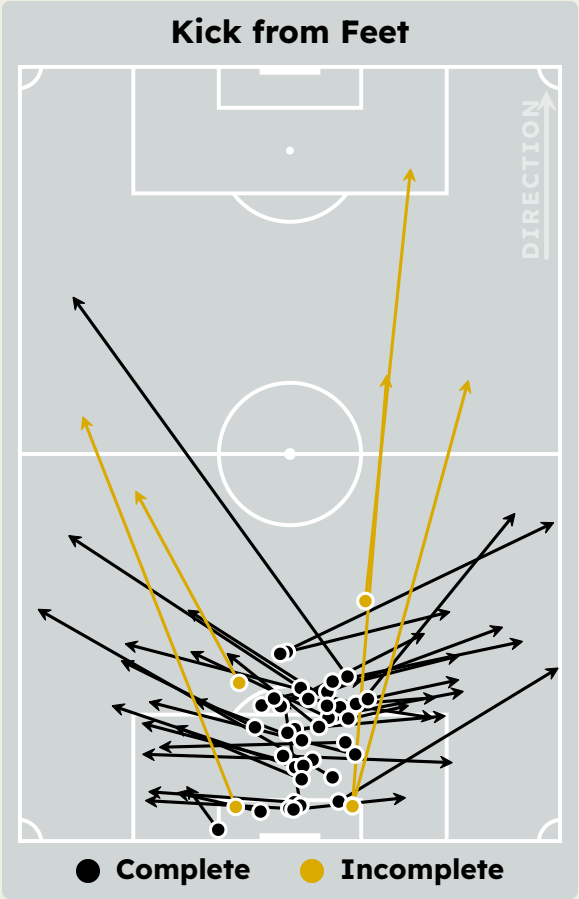


Total Involvements

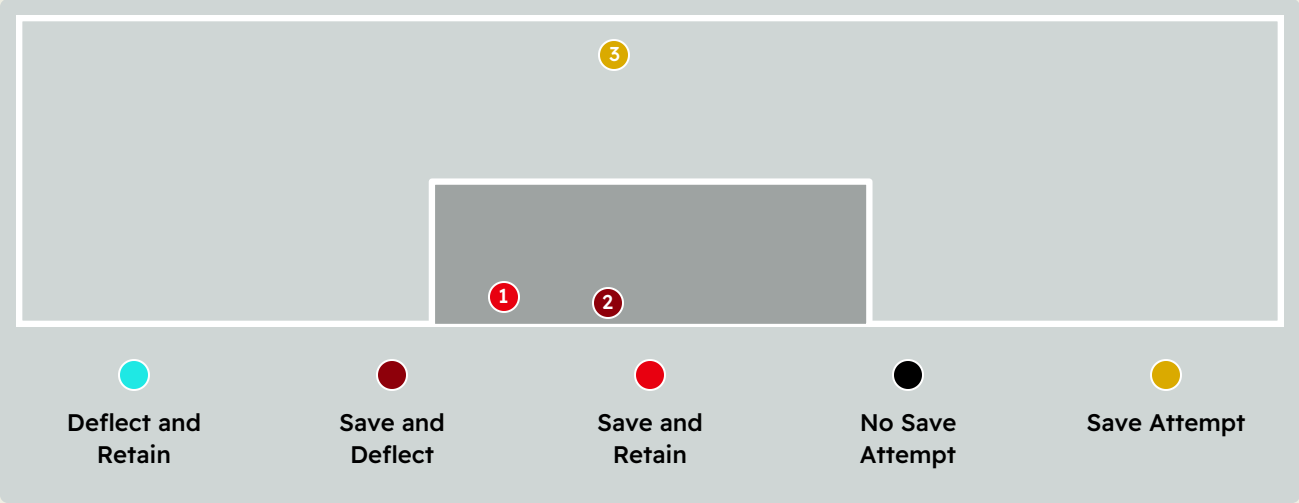
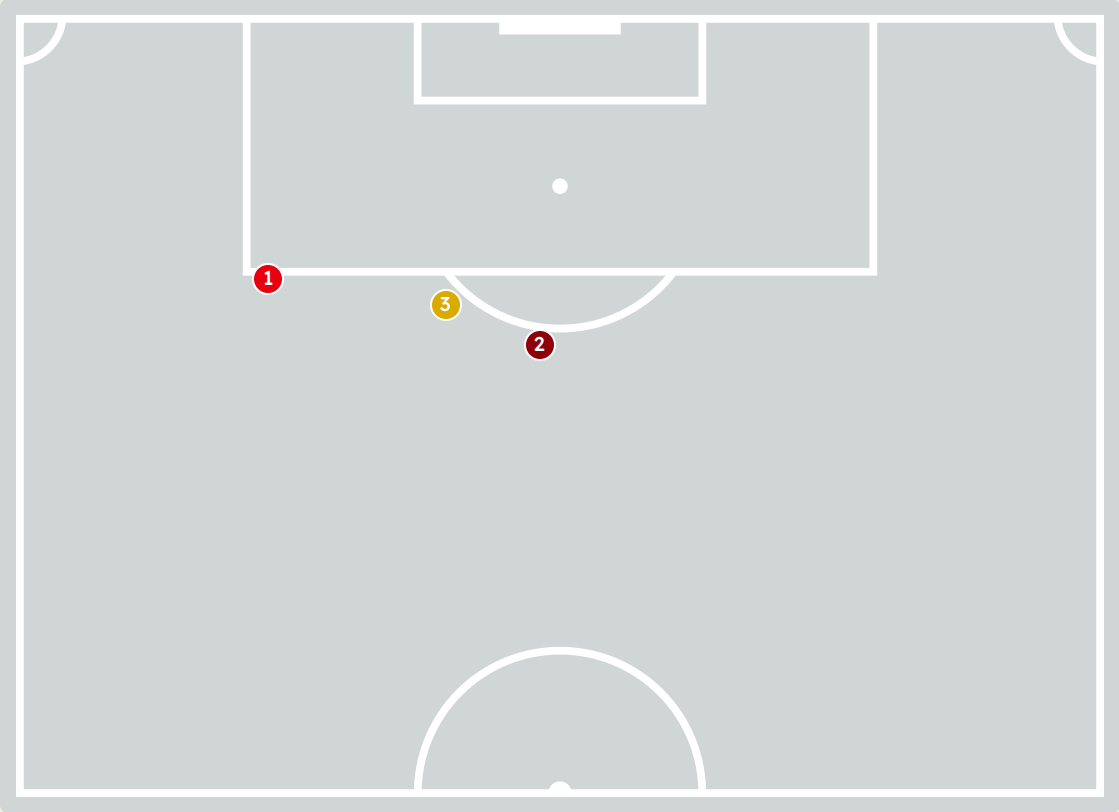
Goalkeeping Distribution



Goalkeeping Distribution



Goal Prevention

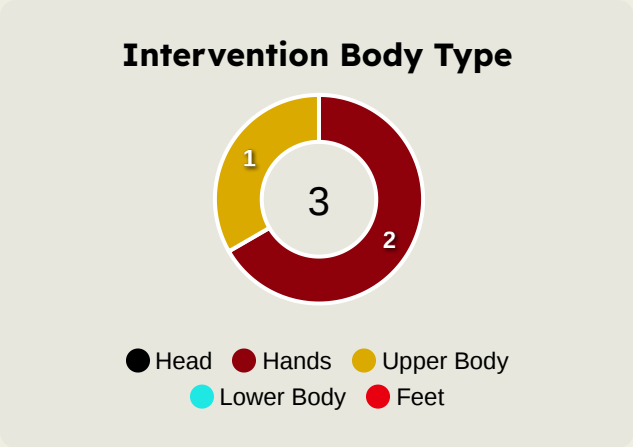
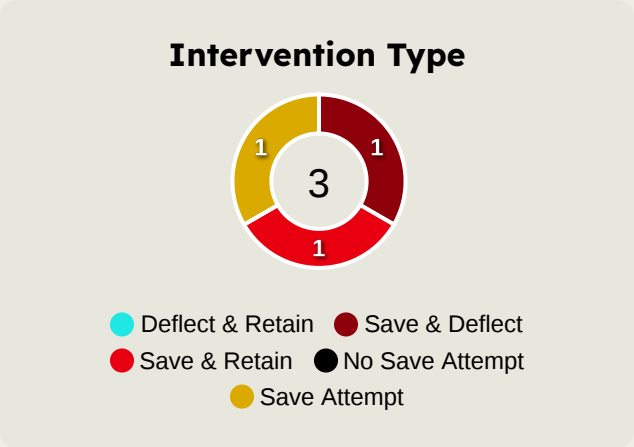


3

Total Attempts on Goal Faced

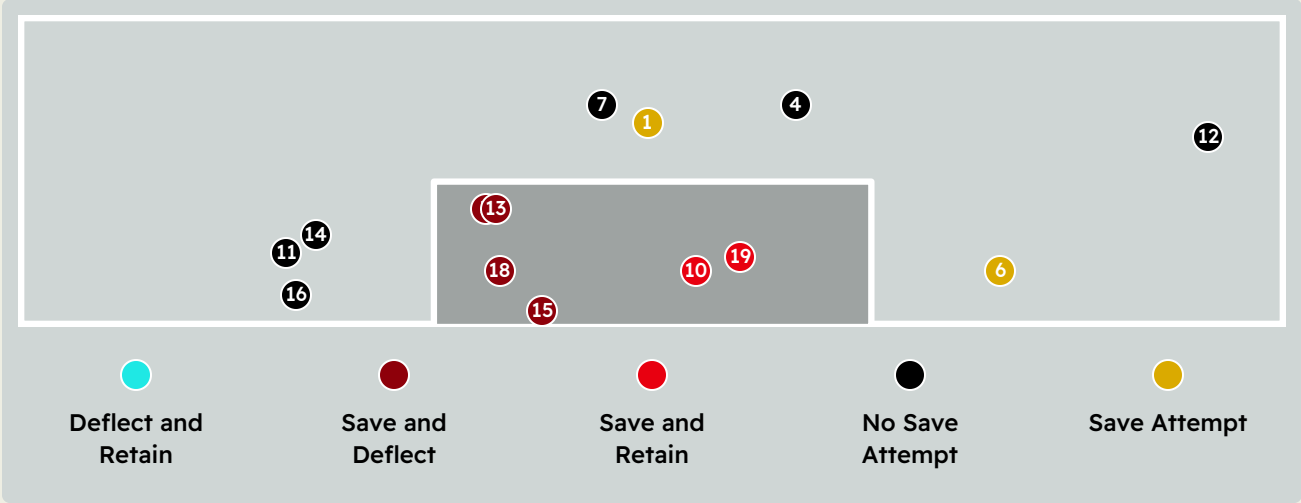
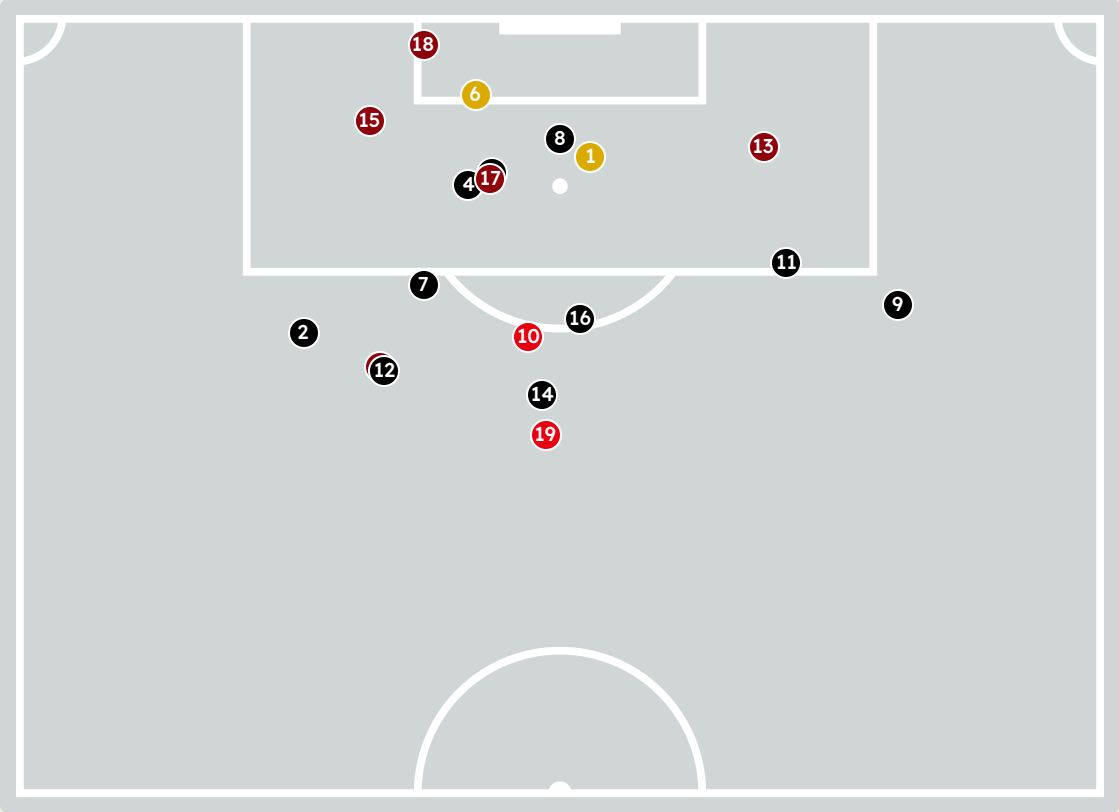
100

Save %

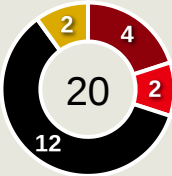


| Total Attempts on Goal Faced | Total Goal Interventions | Save & Retain | Deflect & Retain | Save & Deflect | Save Attempt | No Save Attempt |
|------------------------------|--------------------------|---------------|------------------|----------------|--------------|-----------------|
| 3 | 2 | 1 | 0 | 1 | 1 | 0 |

Goal Prevention

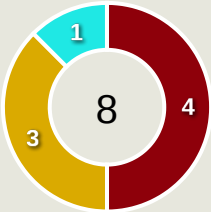


Intervention Type



Deflect & Retain Save & Deflect
Save & Retain No Save Attempt
Save Attempt

Intervention Body Type



Head Hands Upper Body
Lower Body Feet

20

Total Attempts on Goal Faced

100

Save %

| Total Attempts on Goal Faced | Total Goal Interventions | Save & Retain | Deflect & Retain | Save & Deflect | Save Attempt | No Save Attempt |
|------------------------------|--------------------------|---------------|------------------|----------------|--------------|-----------------|
| 20 | 6 | 2 | 0 | 4 | 2 | 12 |

Aerial Control



0

Total Interventions

0

Complete

0

Punches

0

Incomplete

0

Complete

0

Claims

0

Incomplete

0

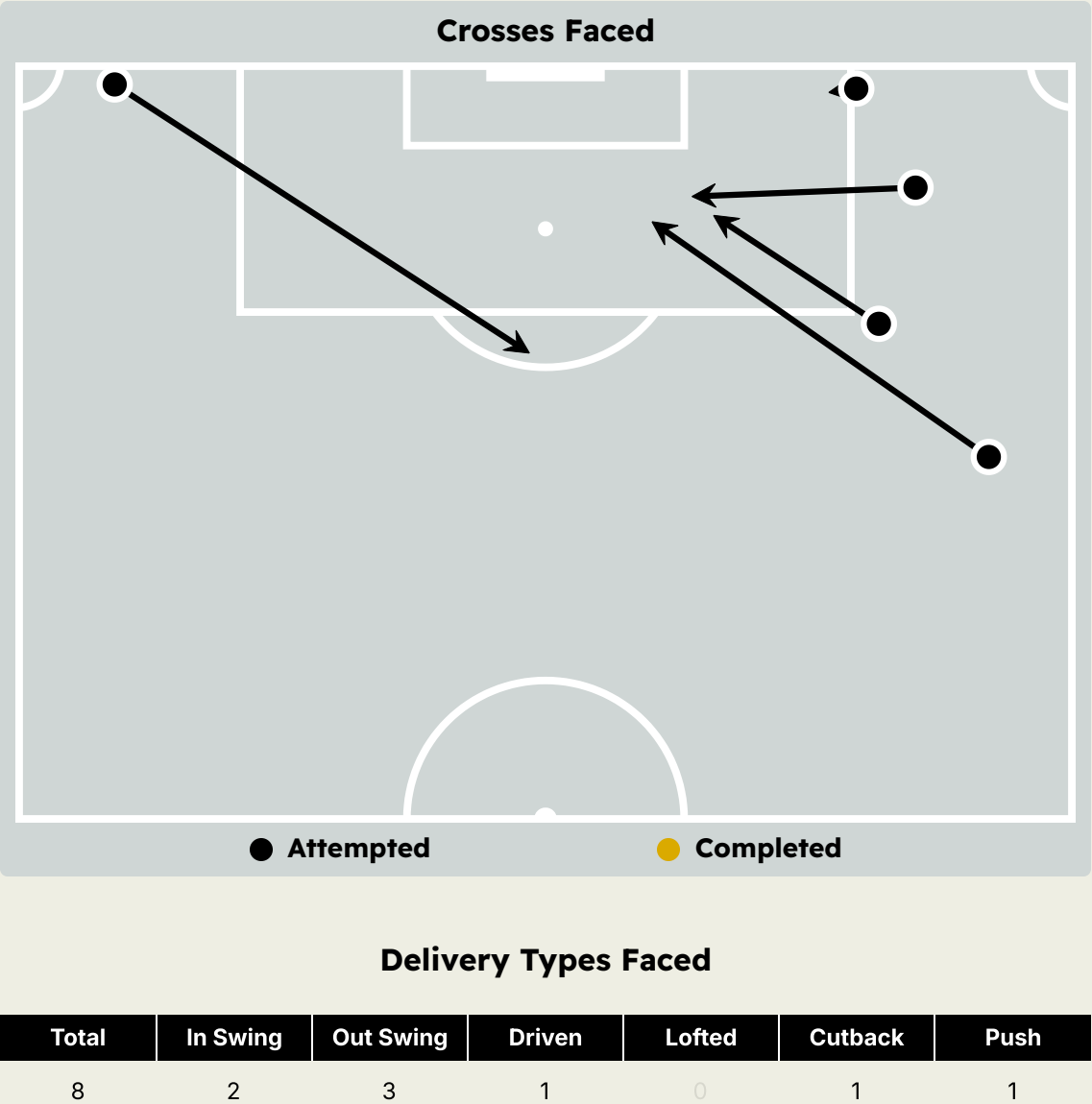
Complete

0

Tipped/Palmed

0

Incomplete



Aerial Control



4

Total Interventions

1

Complete

2

Punches

0

Incomplete

0

Complete

1

Claims

0

Incomplete

1

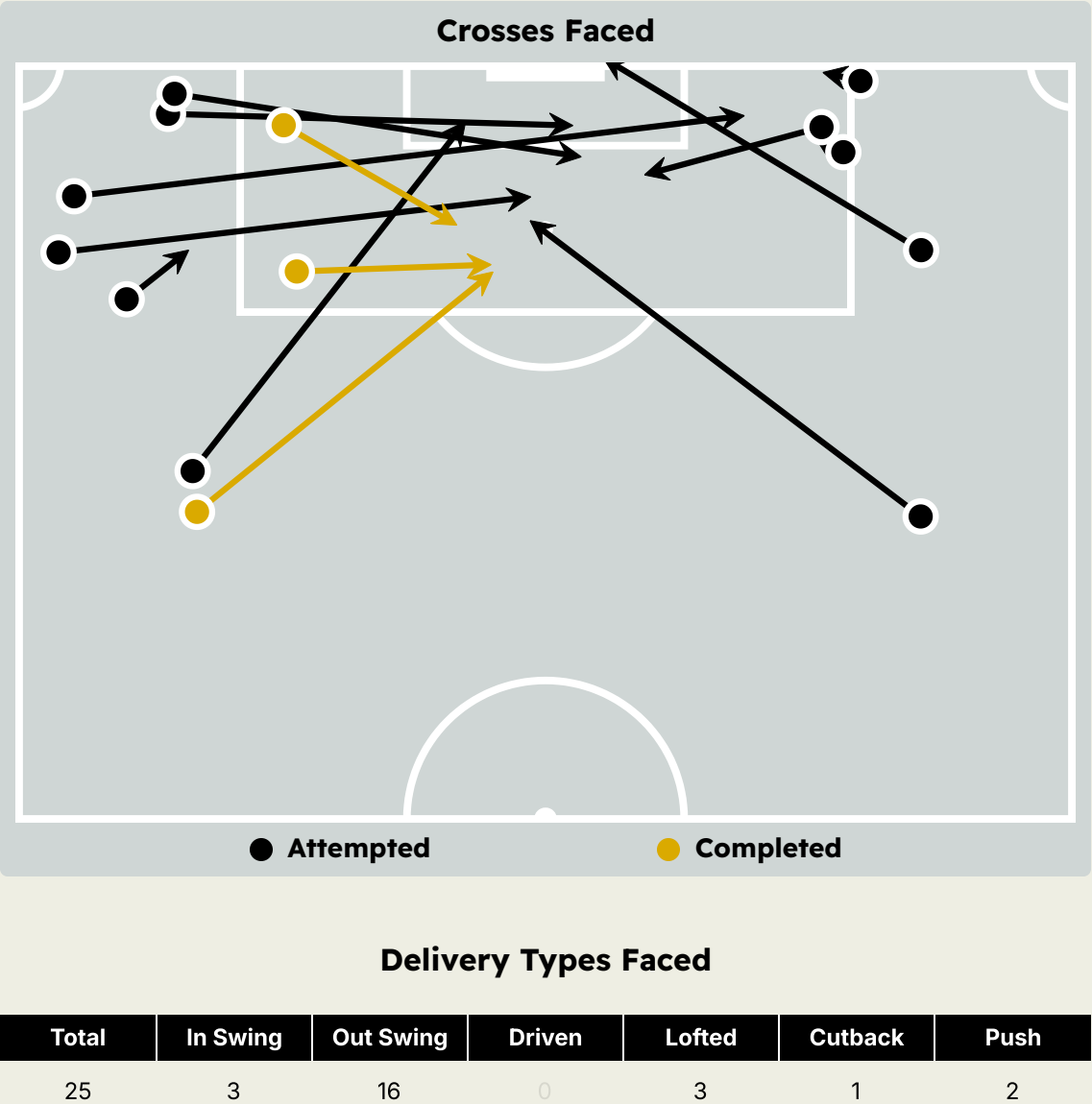
Complete

1

Tipped/Palmed

0

Incomplete





SET PLAYS



CA River Plate v CF Monterrey

Set Plays



| Free Kicks | |
|---------------------|-------|
| Type | Total |
| Direct | 18 |
| Direct (on target) | 1 |
| Direct (off target) | 0 |
| Indirect | 0 |

| Corners | | | |
|----------------|----------------|-----------------|-------|
| Delivery Type | From Left Side | From Right Side | Total |
| Direct to Area | 5 | 4 | 9 |
| Short | 0 | 0 | 0 |

| | | | |
|----------------------|---|---|---|
| Edge of Penalty Area | 0 | 0 | 0 |
|----------------------|---|---|---|

| Corners | |
|----------------|-------|
| Delivery Style | Total |
| Inswing | 0 |
| Outswing | 9 |
| Driven | 0 |
| Lofted | 0 |

Set Plays



| Free Kicks | |
|---------------------|-------|
| Type | Total |
| Direct | 21 |
| Direct (on target) | 0 |
| Direct (off target) | 0 |
| Indirect | 2 |

| Corners | | | |
|----------------------|----------------|-----------------|-------|
| Delivery Type | From Left Side | From Right Side | Total |
| Direct to Area | 0 | 2 | 2 |
| Short | 0 | 0 | 0 |
| Edge of Penalty Area | 0 | 0 | 0 |

| Corners | |
|----------------|-------|
| Delivery Style | Total |
| Inswing | 0 |
| Outswing | 2 |
| Driven | 0 |
| Lofted | 0 |



INDIVIDUAL DATA IN POSSESSION



CA River Plate v CF Monterrey

In Possession - Distributions



| # | Player | Passes Attempted | Passes Completed | Pass Completion % | Switches of Play | Crosses Attempted | Crosses Completed | Line Breaks Attempted | Line Breaks Completed | Line Break Completion % | Ball Progressions | Take Ons | Step Ins | Attempts at Goal | Goals |
|----|-----------------------|------------------|------------------|-------------------|------------------|-------------------|-------------------|-----------------------|-----------------------|-------------------------|-------------------|----------|----------|------------------|-------|
| 1 | Franco ARMANI | 8 | 7 | 88% | 0 | 0 | 0 | 2 | 1 | 50% | 0 | 0 | 0 | 0 | 0 |
| 4 | Gonzalo MONTIEL | 36 | 29 | 81% | 0 | 2 | 0 | 11 | 7 | 64% | 0 | 0 | 0 | 0 | 0 |
| 8 | Maximiliano MEZA | 15 | 12 | 80% | 1 | 0 | 0 | 2 | 2 | 100% | 2 | 2 | 0 | 1 | 0 |
| 11 | Facundo COLIDIO | 18 | 13 | 72% | 0 | 0 | 0 | 7 | 4 | 57% | 5 | 5 | 0 | 2 | 0 |
| 17 | Paulo DIAZ | 26 | 24 | 92% | 2 | 0 | 0 | 12 | 10 | 83% | 0 | 0 | 0 | 2 | 0 |
| 21 | Marcos ACUNA | 31 | 28 | 90% | 0 | 12 | 4 | 17 | 11 | 65% | 3 | 3 | 0 | 0 | 0 |
| 22 | Kevin CASTANO | 39 | 38 | 97% | 0 | 7 | 6 | 6 | 5 | 83% | 1 | 0 | 1 | 1 | 0 |
| 24 | Enzo PEREZ | 17 | 15 | 88% | 1 | 0 | 0 | 5 | 4 | 80% | 1 | 0 | 1 | 0 | 0 |
| 28 | Lucas MARTINEZ QUARTA | 22 | 16 | 73% | 1 | 0 | 0 | 9 | 6 | 67% | 0 | 0 | 0 | 2 | 0 |
| 30 | Franco MASTANTUONO | 27 | 20 | 74% | 2 | 4 | 0 | 8 | 7 | 88% | 9 | 9 | 0 | 5 | 0 |
| 34 | Giuliano GALOPPO | 11 | 9 | 82% | 1 | 0 | 0 | 4 | 3 | 75% | 0 | 0 | 0 | 3 | 0 |
| 5 | Matias KRANEVITTER | 1 | 0 | 0% | 0 | 0 | 0 | 0 | 0 | 0% | 0 | 0 | 0 | 0 | 0 |
| 9 | Miguel BORJA | 6 | 5 | 83% | 1 | 0 | 0 | 0 | 0 | 0% | 0 | 0 | 0 | 2 | 0 |
| 18 | Gonzalo MARTINEZ | 3 | 1 | 33% | 0 | 0 | 0 | 3 | 1 | 33% | 0 | 0 | 0 | 0 | 0 |
| 26 | Ignacio FERNANDEZ | 6 | 5 | 83% | 0 | 0 | 0 | 2 | 2 | 100% | 0 | 0 | 0 | 1 | 0 |

In Possession - Offers & Receptions



| | | | Offer movement types | | | | | | |
|----|-----------------------|--------------|----------------------|------------|-----------|-----------|-----------|-------------|-----------------|
| # | Player | Total Offers | In Front | In Between | Out to In | In to Out | In Behind | No Movement | Offers Received |
| 1 | Franco ARMANI | 2 | 0 | 0 | 0 | 0 | 0 | 2 | 1 |
| 4 | Gonzalo MONTIEL | 29 | 8 | 1 | 0 | 0 | 12 | 8 | 12 |
| 8 | Maximiliano MEZA | 18 | 0 | 8 | 1 | 0 | 5 | 4 | 6 |
| 11 | Facundo COLIDIO | 18 | 2 | 2 | 0 | 1 | 12 | 1 | 6 |
| 17 | Paulo DIAZ | 12 | 2 | 0 | 0 | 0 | 0 | 10 | 8 |
| 21 | Marcos ACUNA | 5 | 1 | 0 | 0 | 0 | 2 | 2 | 3 |
| 22 | Kevin CASTANO | 33 | 11 | 11 | 0 | 3 | 3 | 5 | 9 |
| 24 | Enzo PEREZ | 3 | 3 | 0 | 0 | 0 | 0 | 0 | 1 |
| 28 | Lucas MARTINEZ QUARTA | 5 | 0 | 0 | 0 | 0 | 0 | 5 | 1 |
| 30 | Franco MASTANTUONO | 31 | 13 | 4 | 2 | 2 | 6 | 4 | 15 |
| 34 | Giuliano GALOPPO | 30 | 9 | 14 | 0 | 1 | 3 | 3 | 6 |
| 5 | Matias KRANEVITTER | 0 | 0 | 0 | 0 | 0 | 0 | 0 | 0 |
| 9 | Miguel BORJA | 9 | 0 | 1 | 0 | 0 | 8 | 0 | 1 |
| 18 | Gonzalo MARTINEZ | 1 | 0 | 1 | 0 | 0 | 0 | 0 | 1 |
| 26 | Ignacio FERNANDEZ | 10 | 2 | 5 | 1 | 0 | 2 | 0 | 1 |

In Possession - Distributions



| # | Player | Passes Attempted | Passes Completed | Pass Completion % | Switches of Play | Crosses Attempted | Crosses Completed | Line Breaks Attempted | Line Breaks Completed | Line Break Completion % | Ball Progressions | Take Ons | Step Ins | Attempts at Goal | Goals |
|----|--------------------|------------------|------------------|-------------------|------------------|-------------------|-------------------|-----------------------|-----------------------|-------------------------|-------------------|----------|----------|------------------|-------|
| 1 | Esteban ANDRADA | 48 | 43 | 90% | 0 | 0 | 0 | 6 | 4 | 67% | 0 | 0 | 0 | 0 | 0 |
| 3 | Gerardo ARTEAGA | 34 | 27 | 79% | 0 | 1 | 0 | 9 | 6 | 67% | 5 | 3 | 2 | 1 | 0 |
| 6 | Nelson DEOSSA | 30 | 26 | 87% | 0 | 1 | 0 | 8 | 7 | 88% | 12 | 6 | 6 | 0 | 0 |
| 7 | German BERTERAME | 6 | 5 | 83% | 0 | 0 | 0 | 0 | 0 | 0% | 0 | 0 | 0 | 0 | 0 |
| 10 | Sergio CANALES | 25 | 21 | 84% | 2 | 2 | 0 | 8 | 4 | 50% | 4 | 3 | 1 | 1 | 0 |
| 14 | Erick AGUIRRE | 38 | 30 | 79% | 0 | 1 | 0 | 14 | 9 | 64% | 0 | 0 | 0 | 0 | 0 |
| 17 | Jesus CORONA | 15 | 11 | 73% | 0 | 0 | 0 | 0 | 0 | 0% | 1 | 1 | 0 | 0 | 0 |
| 29 | Lucas OCAMPOS | 11 | 8 | 73% | 0 | 0 | 0 | 0 | 0 | 0% | 0 | 0 | 0 | 1 | 0 |
| 30 | Jorge RODRIGUEZ | 50 | 45 | 90% | 2 | 0 | 0 | 15 | 11 | 73% | 1 | 0 | 1 | 0 | 0 |
| 33 | Stefan MEDINA | 63 | 56 | 89% | 3 | 0 | 0 | 21 | 15 | 71% | 1 | 0 | 1 | 0 | 0 |
| 93 | Sergio RAMOS | 81 | 68 | 84% | 3 | 0 | 0 | 17 | 11 | 65% | 5 | 0 | 5 | 0 | 0 |
| 4 | Victor GUZMAN | 9 | 8 | 89% | 0 | 0 | 0 | 3 | 2 | 67% | 0 | 0 | 0 | 0 | 0 |
| 5 | Fidel AMBRIZ | 22 | 18 | 82% | 0 | 0 | 0 | 5 | 2 | 40% | 0 | 0 | 0 | 0 | 0 |
| 11 | Alfonso ALVARADO | 0 | 0 | 0% | 0 | 0 | 0 | 0 | 0 | 0% | 0 | 0 | 0 | 0 | 0 |
| 16 | Johan ROJAS | 9 | 7 | 78% | 0 | 3 | 0 | 1 | 1 | 100% | 1 | 1 | 0 | 0 | 0 |
| 31 | Roberto DE LA ROSA | 6 | 5 | 83% | 0 | 0 | 0 | 0 | 0 | 0% | 1 | 1 | 0 | 0 | 0 |

In Possession - Offers & Receptions



| | | | Offer movement types | | | | | | |
|----|--------------------|--------------|----------------------|------------|-----------|-----------|-----------|-------------|-----------------|
| # | Player | Total Offers | In Front | In Between | Out to In | In to Out | In Behind | No Movement | Offers Received |
| 1 | Esteban ANDRADA | 4 | 0 | 0 | 0 | 0 | 0 | 4 | 2 |
| 3 | Gerardo ARTEAGA | 19 | 4 | 1 | 2 | 0 | 6 | 6 | 8 |
| 6 | Nelson DEOSSA | 21 | 7 | 6 | 1 | 1 | 5 | 1 | 7 |
| 7 | German BERTERAME | 24 | 0 | 6 | 0 | 4 | 14 | 0 | 1 |
| 10 | Sergio CANALES | 61 | 10 | 16 | 5 | 5 | 17 | 8 | 22 |
| 14 | Erick AGUIRRE | 17 | 6 | 0 | 0 | 0 | 7 | 4 | 5 |
| 17 | Jesus CORONA | 25 | 6 | 2 | 4 | 1 | 4 | 8 | 9 |
| 29 | Lucas OCAMPOS | 26 | 8 | 4 | 2 | 0 | 7 | 5 | 7 |
| 30 | Jorge RODRIGUEZ | 30 | 20 | 6 | 0 | 0 | 0 | 4 | 11 |
| 33 | Stefan MEDINA | 0 | 0 | 0 | 0 | 0 | 0 | 0 | 0 |
| 93 | Sergio RAMOS | 5 | 2 | 0 | 0 | 0 | 0 | 3 | 5 |
| 4 | Victor GUZMAN | 1 | 0 | 0 | 0 | 0 | 0 | 1 | 0 |
| 5 | Fidel AMBRIZ | 14 | 10 | 3 | 0 | 0 | 0 | 1 | 7 |
| 11 | Alfonso ALVARADO | 3 | 0 | 0 | 0 | 0 | 3 | 0 | 0 |
| 16 | Johan ROJAS | 4 | 0 | 1 | 0 | 0 | 2 | 1 | 1 |
| 31 | Roberto DE LA ROSA | 15 | 1 | 7 | 1 | 0 | 5 | 1 | 2 |



INDIVIDUAL DATA OUT OF POSSESSION



CA River Plate v CF Monterrey

Out of Possession



| # | Player | Tackles Made / Won | Blocks | Interceptions | Pressing Direct | Pressing Indirect | Duels Won - Aerial | Duels Won - Physical | Possession Contests won | Clearances | Loose Ball Receptions | Pushing On | Pushing On into Pressing | Possession Regains | Possession Interrupted |
|----|-----------------------|-----------------------|--------|---------------|--------------------|----------------------|-----------------------|-------------------------|-------------------------------|------------|--------------------------|------------|-----------------------------|-----------------------|---------------------------|
| 1 | Franco ARMANI | 0 / 0 | 0 | 0 | 0 | 0 | 0 | 0 | 0 | 0 | 2 | 0 | 0 | 2 | 0 |
| 4 | Gonzalo MONTIEL | 4 / 1 | 3 | 2 | 5 | 4 | 0 | 0 | 0 | 2 | 4 | 20 | 2 | 6 | 5 |
| 8 | Maximiliano MEZA | 6 / 1 | 0 | 0 | 6 | 22 | 1 | 0 | 1 | 0 | 2 | 10 | 6 | 1 | 1 |
| 11 | Facundo COLIDIO | 3 / 1 | 2 | 1 | 3 | 55 | 3 | 0 | 3 | 0 | 1 | 11 | 6 | 3 | 1 |
| 17 | Paulo DIAZ | 0 / 0 | 4 | 1 | 1 | 1 | 4 | 0 | 5 | 6 | 8 | 2 | 0 | 6 | 6 |
| 21 | Marcos ACUNA | 3 / 1 | 0 | 1 | 4 | 5 | 2 | 0 | 4 | 4 | 8 | 12 | 3 | 7 | 2 |
| 22 | Kevin CASTANO | 10 / 4 | 1 | 0 | 8 | 22 | 1 | 0 | 1 | 2 | 9 | 44 | 11 | 7 | 3 |
| 24 | Enzo PEREZ | 2 / 0 | 1 | 1 | 5 | 11 | 3 | 0 | 3 | 1 | 5 | 30 | 7 | 3 | 2 |
| 28 | Lucas MARTINEZ QUARTA | 4 / 0 | 2 | 0 | 3 | 4 | 3 | 0 | 3 | 8 | 2 | 2 | 0 | 3 | 7 |
| 30 | Franco MASTANTUONO | 4 / 1 | 0 | 0 | 5 | 21 | 0 | 0 | 1 | 1 | 11 | 30 | 14 | 1 | 1 |
| 34 | Giuliano GALOPPO | 5 / 0 | 1 | 0 | 5 | 15 | 0 | 0 | 0 | 3 | 4 | 23 | 8 | 3 | 1 |
| 5 | Matias KRANEVITTER | 1 / 0 | 0 | 0 | 0 | 1 | 0 | 0 | 1 | 0 | 0 | 5 | 1 | 0 | 1 |
| 9 | Miguel BORJA | 0 / 0 | 1 | 0 | 2 | 10 | 2 | 0 | 2 | 0 | 3 | 10 | 6 | 1 | 0 |
| 18 | Gonzalo MARTINEZ | 0 / 0 | 0 | 0 | 0 | 4 | 1 | 0 | 1 | 0 | 1 | 5 | 4 | 0 | 0 |
| 26 | Ignacio FERNANDEZ | 0 / 0 | 0 | 0 | 0 | 5 | 0 | 0 | 1 | 0 | 1 | 13 | 2 | 0 | 0 |

Out of Possession



| # | Player | Tackles Made / Won | Blocks | Interceptions | Pressing Direct | Pressing Indirect | Duels Won - Aerial | Duels Won - Physical | Possession Contests won | Clearances | Loose Ball Receptions | Pushing On | Pushing On into Pressing | Possession Regains | Possession Interrupted |
|----|--------------------|--------------------|--------|---------------|-----------------|-------------------|--------------------|----------------------|-------------------------|------------|-----------------------|------------|--------------------------|--------------------|------------------------|
| 1 | Esteban ANDRADA | 0 / 0 | 0 | 0 | 0 | 0 | 0 | 0 | 0 | 0 | 6 | 0 | 0 | 6 | 0 |
| 3 | Gerardo ARTEAGA | 5 / 3 | 3 | 2 | 6 | 15 | 0 | 0 | 0 | 2 | 3 | 21 | 11 | 6 | 3 |
| 6 | Nelson DEOSSA | 7 / 5 | 2 | 0 | 5 | 16 | 2 | 0 | 2 | 1 | 9 | 10 | 7 | 6 | 2 |
| 7 | German BERTERAME | 0 / 0 | 0 | 0 | 1 | 11 | 0 | 0 | 0 | 3 | 0 | 9 | 6 | 3 | 2 |
| 10 | Sergio CANALES | 3 / 0 | 0 | 0 | 4 | 29 | 0 | 0 | 0 | 0 | 7 | 18 | 14 | 0 | 0 |
| 14 | Erick AGUIRRE | 4 / 0 | 1 | 1 | 5 | 12 | 1 | 0 | 1 | 0 | 6 | 10 | 7 | 2 | 3 |
| 17 | Jesus CORONA | 6 / 2 | 0 | 0 | 7 | 10 | 0 | 0 | 0 | 0 | 3 | 9 | 6 | 3 | 2 |
| 29 | Lucas OCAMPOS | 0 / 0 | 1 | 0 | 2 | 10 | 2 | 0 | 2 | 0 | 2 | 6 | 1 | 1 | 0 |
| 30 | Jorge RODRIGUEZ | 6 / 2 | 0 | 0 | 11 | 17 | 2 | 0 | 2 | 3 | 7 | 9 | 3 | 5 | 0 |
| 33 | Stefan MEDINA | 4 / 1 | 2 | 1 | 1 | 1 | 1 | 0 | 1 | 1 | 4 | 3 | 1 | 4 | 3 |
| 93 | Sergio RAMOS | 3 / 3 | 3 | 3 | 2 | 0 | 0 | 0 | 0 | 12 | 6 | 1 | 1 | 9 | 8 |
| 4 | Victor GUZMAN | 0 / 0 | 0 | 0 | 0 | 0 | 0 | 0 | 0 | 0 | 2 | 1 | 0 | 0 | 0 |
| 5 | Fidel AMBRIZ | 3 / 1 | 1 | 0 | 4 | 7 | 1 | 0 | 1 | 2 | 0 | 9 | 5 | 2 | 2 |
| 11 | Alfonso ALVARADO | 0 / 0 | 0 | 0 | 1 | 0 | 0 | 0 | 0 | 0 | 0 | 1 | 0 | 0 | 0 |
| 16 | Johan ROJAS | 1 / 1 | 1 | 0 | 0 | 8 | 0 | 0 | 1 | 1 | 0 | 4 | 2 | 2 | 0 |
| 31 | Roberto DE LA ROSA | 0 / 0 | 0 | 0 | 0 | 5 | 0 | 0 | 0 | 0 | 0 | 3 | 1 | 0 | 0 |



INDIVIDUAL DATA PHYSICAL



CA River Plate v CF Monterrey

Physical Data



| # | Player | Total Distance (m) | Zone 1: 0-7 km/h (m) | Zone 2: 7-15 km/h (m) | Zone 3: 15-20 km/h (m) | Zone 4: 20-25 km/h (m) | Zone 5: 25+ km/h (m) | High Speed Runs (Zone 3) | Sprints (Zone 4 & 5) | Top Speed (km/h) |
|----|-----------------------|--------------------|----------------------|-----------------------|------------------------|------------------------|----------------------|--------------------------|----------------------|------------------|
| 1 | Franco ARMANI | 5074.0 | 4472.6 | 568.9 | 32.5 | 0 | 0 | 4.0 | 0 | 20.0 |
| 4 | Gonzalo MONTIEL | 10075.9 | 3651.9 | 3695.9 | 1518.2 | 777.5 | 432.4 | 138.0 | 65.0 | 32.4 |
| 8 | Maximiliano MEZA | 7545.4 | 2796.9 | 2882.4 | 1075.0 | 618.3 | 172.8 | 109.0 | 51.0 | 30.2 |
| 11 | Facundo COLIDIO | 9541.6 | 3572.8 | 3316.5 | 1591.2 | 713.3 | 347.8 | 137.0 | 59.0 | 30.2 |
| 17 | Paulo DIAZ | 9227.7 | 3851.8 | 3516.6 | 1298.4 | 423.5 | 137.4 | 107.0 | 35.0 | 29.7 |
| 21 | Marcos ACUNA | 9285.0 | 3954.1 | 3515.6 | 1154.8 | 432.8 | 227.7 | 104.0 | 34.0 | 31.5 |
| 22 | Kevin CASTANO | 10003.8 | 3205.9 | 4298.0 | 1722.1 | 561.2 | 216.6 | 161.0 | 46.0 | 30.1 |
| 24 | Enzo PEREZ | 9091.4 | 2937.5 | 3900.5 | 1581.6 | 490.8 | 181.0 | 131.0 | 38.0 | 30.2 |
| 28 | Lucas MARTINEZ QUARTA | 9834.7 | 3657.2 | 4378.0 | 1257.6 | 383.0 | 158.9 | 107.0 | 35.0 | 31.2 |
| 30 | Franco MASTANTUONO | 8632.9 | 3853.1 | 2794.5 | 1209.4 | 561.0 | 214.9 | 104.0 | 42.0 | 29.6 |
| 34 | Giuliano GALOPPO | 8152.9 | 2485.4 | 3588.4 | 1518.2 | 457.5 | 103.4 | 140.0 | 32.0 | 28.8 |
| 5 | Matias KRANEVITTER | 1144.8 | 432.9 | 463.7 | 158.0 | 65.7 | 24.5 | 13.0 | 5.0 | 27.6 |
| 9 | Miguel BORJA | 2350.2 | 926.5 | 850.0 | 279.9 | 173.4 | 120.4 | 25.0 | 17.0 | 32.8 |
| 18 | Gonzalo MARTINEZ | 1147.2 | 389.1 | 493.4 | 171.3 | 73.1 | 20.4 | 13.0 | 6.0 | 28.8 |
| 26 | Ignacio FERNANDEZ | 2638.8 | 736.7 | 1171.7 | 472.9 | 228.5 | 29.0 | 47.0 | 17.0 | 30.7 |

Physical Data



| # | Player | Total Distance (m) | Zone 1: 0-7 km/h (m) | Zone 2: 7-15 km/h (m) | Zone 3: 15-20 km/h (m) | Zone 4: 20-25 km/h (m) | Zone 5: 25+ km/h (m) | High Speed Runs (Zone 3) | Sprints (Zone 4 & 5) | Top Speed (km/h) |
|----|--------------------|--------------------|----------------------|-----------------------|------------------------|------------------------|----------------------|--------------------------|----------------------|------------------|
| 1 | Esteban ANDRADA | 5435.1 | 4239.0 | 1123.6 | 70.2 | 2.4 | 0 | 7.0 | 0 | 20.4 |
| 3 | Gerardo ARTEAGA | 9552.9 | 3855.7 | 3353.2 | 1366.9 | 553.1 | 423.9 | 122.0 | 51.0 | 33.8 |
| 6 | Nelson DEOSSA | 9796.4 | 3762.2 | 3839.6 | 1276.3 | 517.7 | 400.6 | 109.0 | 41.0 | 32.7 |
| 7 | German BERTERAME | 6742.8 | 2526.1 | 2624.3 | 1043.1 | 344.6 | 204.6 | 78.0 | 31.0 | 30.8 |
| 10 | Sergio CANALES | 9905.1 | 3473.5 | 4445.9 | 1389.7 | 471.6 | 124.3 | 120.0 | 33.0 | 30.9 |
| 14 | Erick AGUIRRE | 9641.6 | 3859.7 | 3837.2 | 1208.2 | 534.0 | 202.5 | 110.0 | 44.0 | 32.1 |
| 17 | Jesus CORONA | 6636.9 | 2326.0 | 2610.5 | 891.7 | 508.6 | 300.0 | 83.0 | 39.0 | 31.1 |
| 29 | Lucas OCAMPOS | 6301.1 | 2825.1 | 2200.8 | 780.4 | 285.0 | 209.9 | 61.0 | 26.0 | 31.2 |
| 30 | Jorge RODRIGUEZ | 8337.4 | 2689.7 | 4001.1 | 1152.7 | 399.1 | 94.8 | 101.0 | 30.0 | 29.9 |
| 33 | Stefan MEDINA | 8740.8 | 3651.2 | 3511.3 | 1081.3 | 368.0 | 129.0 | 95.0 | 31.0 | 29.5 |
| 93 | Sergio RAMOS | 9006.2 | 3843.6 | 3638.3 | 1133.5 | 291.8 | 99.1 | 105.0 | 24.0 | 31.7 |
| 4 | Victor GUZMAN | 1379.0 | 599.2 | 623.5 | 98.2 | 18.1 | 40.0 | 12.0 | 2.0 | 31.7 |
| 5 | Fidel AMBRIZ | 3597.0 | 1020.5 | 1642.8 | 709.4 | 174.1 | 50.2 | 63.0 | 14.0 | 30.4 |
| 11 | Alfonso ALVARADO | 775.1 | 281.2 | 254.9 | 98.1 | 54.9 | 86.1 | 10.0 | 5.0 | 33.0 |
| 16 | Johan ROJAS | 3477.7 | 1330.4 | 1244.5 | 525.8 | 231.7 | 145.3 | 39.0 | 19.0 | 31.4 |
| 31 | Roberto DE LA ROSA | 3276.1 | 1140.5 | 1322.4 | 416.9 | 197.8 | 198.5 | 31.0 | 21.0 | 33.6 |

